

RETAIL MARKET AT A GLANCE

Summary

Rice



Prices have not changed significantly.

(Page No.1)

Other Field Crops



Prices of red onions and imported potatoes have decreased.



Price of imported big onion has increased.



(Page No.2-4)

Vegetables



Prices of most of the vegetables have increased.

(Page No.4-5)

Fruits



Prices have increased for most of the fruits.

(Page No.5-7)

Fish, Dried Fish and Meat

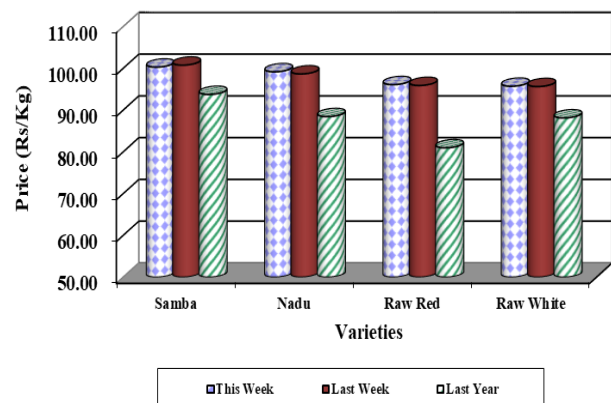


Prices have increased for most of the fresh fish types while decreased for most of the dried fish types.

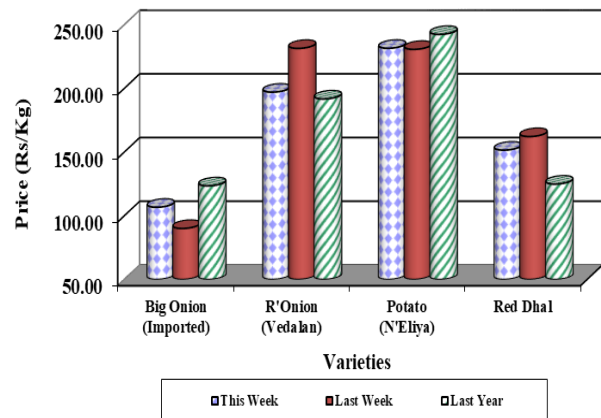


(Page No.7-9)

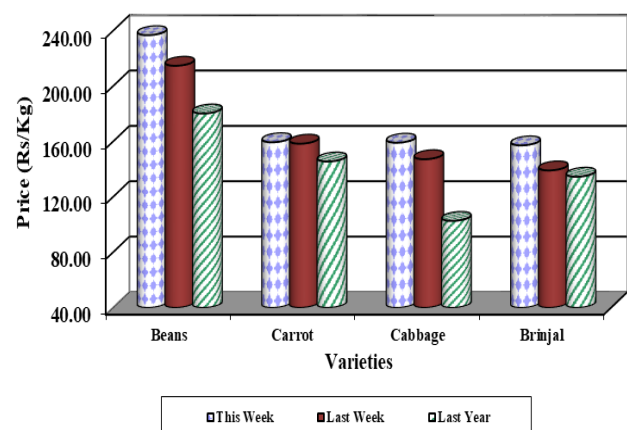
Average Retail Prices of Rice



Average Retail Prices of Other Field Crops



Average Retail Prices of Vegetables



Rice

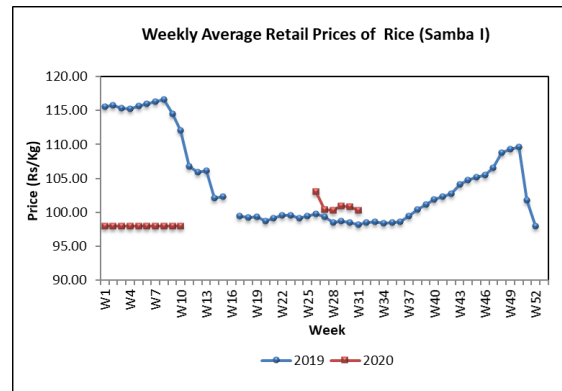
Wholesale

Price of nadu grade II has increased by 1% due to decreased supply of stocks to the market and the price ranged between Rs.92.00-95.00/kg. Prices of all the other local rice varieties have not changed significantly during this week. The average prices of both samba grade I and samba grade II were Rs.98.00/kg. Price ranges of raw red and raw white were Rs.88.00-90.00/kg and Rs.87.00-90.00/kg respectively.

Compared to the same period of last year, prices of all the types of local rice varieties have increased in the range of 9%-25% and the highest price increase was reported for raw red.

Retail

Prices of all the rice varieties except nadu grade I have not changed significantly. Price range of samba grade I was Rs.98.00-105.00/kg. Price ranges of both raw red and raw white was Rs.93.00-100.00/kg. Price of nadu grade I has increased by Rs.1.00/kg and the price ranged between Rs.96.00-100.00/kg. The highest price was reported for samba grade I from Kirulapone, Dematagoda and Kiribathgoda markets, while the lowest price was reported for raw red from Pettah and Narahenpita markets.



Compared to the same period of last year, the current prices of all the rice varieties have increased in the range of 2%-19%.

Paddy

Producer Price

Prices of short grain paddy varieties were not changed significantly in most of the major paddy producing areas during the week. However, a price increase of Rs.2.00/kg was reported in Kurunegala area and a price decrease of Rs.1.00/kg was reported from Kalawewa area. The highest price of Rs.53.00/kg for short grain variety was reported from Anuradhapura area, while the lowest price of Rs.48.00/kg was reported from Deattakandiya area. Paddy harvest of 2020 *Yala* season was receiving mainly from Kurunegala and Batticaloa areas, during the week. Hence, price of long grain white paddy varieties has decreased in most of the major paddy producing areas. The highest price decrease for long grain white paddy was reported from Nikaweratiya area as 4%. The highest average price of Rs.46.00/kg for long grain paddy was reported from both Anuradhapura and Kurunegala areas. Price range of long

grain white paddy was Rs.42.00-46.00/kg during the week.

In the meantime, price of long grain red paddy was not changed significantly in major paddy producing areas. Average price range for long grain red paddy was Rs.50.00-51.00/kg during the week.

Compared to the same period of last year, price of short grain paddy has increased in the range of 17%-28% and the price of long grain (white and red) was increased in the range of 2%-38%.

Dried Chillies

Wholesale

Wholesale price of imported dried chillies has decreased by 7% due to increased supply of stocks to the market and the price ranged between Rs.355.00-410.00/kg.

Compared to the same period of last year, price of imported dried chillies has increased by 25%.

Retail

Price of imported dried chillies has decreased by Rs.16.00/kg and the price ranged between Rs.480.00-600.00/kg. The highest price was reported from Dematagoda market, while the lowest price was reported from Pettah and Kadawatha markets.

Compared to the same period of last year, the current price of imported dried chillies has increased by 44%.

Onion

Wholesale

Price of vedalan (Puttalam red onion) has increased by 10% due to decreased supply of stocks to the market and the price ranged between Rs.150.00-160.00/kg.

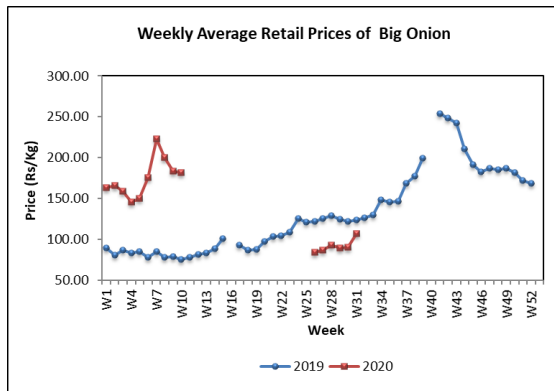
Price of imported big onion has increased by 31% due to increased special commodity levy on imported big onions and the price ranged between Rs.75.00-90.00/kg.

Compared to the same period of last year, price of vedalan has increased by 54%, while the price of imported big onion has decreased by 17%.

Retail

Price of vedalan red onion has decreased by Rs.34.00/kg and the price ranged between Rs.180.00-220.00/kg. The highest price was reported from Kadawatha market, while the lowest price was reported from Pettah market.

Price of imported big onion has increased by Rs.17.00/kg and the price ranged between Rs.90.00-120.00/kg. The highest price was reported from Dematagoda market, while the lowest price was reported from Thotalanga market.



Compared to the same period of last year, the current price of vedalan red onion has increased by 3% and the price of imported big onion has decreased by 14%

Potato

Wholesale

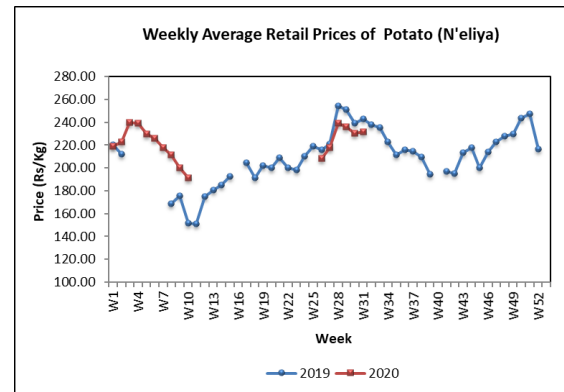
Price of Nuwara Eliya potato has increased by 8% due to decreased supply of stocks to the market with unfavourable weather. The price range was Rs.180.00-210.00/kg. Price of imported potato has decreased by 5% due to availability of low quality Pakistan stocks in the market and the price ranged between Rs.110.00-130.00/kg (price ranges were Rs.110.00-120.00/kg for Pakistan stocks and Rs.120.00-130.00/kg for Chinese stocks).

Compared to the same period of last year, prices of imported and Nuwara Eliya potatoes have increased by 22% and 19% respectively.

Retail

Price of Nuwara Eliya potato has increased by Rs.1.00/kg and the price ranged between Rs.220.00-260.00/kg. The

highest price was reported from Dematagoda market, while the lowest price was reported from Kiribathgoda market.



Price of imported potato has decreased by Rs.7.00/kg and the price ranged between Rs.140.00-180.00/kg. The highest price was reported from Kadawatha market, while the lowest price was reported from Pettah market.

Compared to the same period of last year, the current price of Nuwara Eliya potato has decreased by 5%, and the price of imported potato has increased by 17%.

Pulses

Wholesale

Prices of both green gram and red cowpea have decreased by 1% due to increased supply of local stocks to the market. Price ranges were Rs.270.00-325.00/kg and Rs.310.00-340.00/kg respectively. Prices of white cowpea and red dhal have not changed significantly during this week and the price ranges were Rs.340.00-360.00/kg and Rs.135.00-138.00/kg respectively.

Compared to the same period of last year, prices of all the types of pulses have increased in the range of 19%-54% and the highest price increase was reported for white cowpea.

Retail

Prices of red cowpea and white cowpea have increased by Rs.7.00/kg and Rs.1.00/kg respectively. Prices ranged between Rs.380.00-440.00/kg and Rs.380.00-400.00/kg respectively. Prices of red dhal and green gram have decreased by Rs.11.00/kg and Rs.6.00/kg respectively. Prices ranged between Rs.140.00-160.00/kg and Rs.300.00-360.00/kg respectively.

Compared to the same period of last year, the current prices of all the types of pulses have increased in the range of 16%-39%.

Vegetable

Wholesale

Prices of all the vegetable varieties have increased due to high demand with the Hajji festive season.

Considering upcountry vegetables, the highest price increase was reported for leeks as 62% due to availability of high quality stocks received from Nuwara Eliya and high demand. The second highest price increase was reported for knolkhol as 31% due to low supply from lowcountry producing areas. Next, price of raddish has increased by 19% due to high quality

stocks received from Nuwara Eliya area. In addition, price of cabbage has increased by 7% due to low supply from Welimada area. Price of beetroot has increased by 6% due to not receiving the sufficient stocks from any producing area. Further, prices of both carrot and beans have increased by 1% due to low supply.

Meanwhile, the price of tomato and capsicum have increased by 11% and 35% respectively due to high demand in the festive season.

Considering lowcountry vegetable varieties, the highest price increase was reported for cucumber as 41% due to low supply from Puttalam and Rajanganaya areas. The second highest price increase was reported for brinjal as 36% due to high demand in the festive season and also the price of ash plantain has increased by 32% due to high demand. Next, price of pumpkin has increased by 26% due to limiting of prevailed high supply from Moneragala, Buttala and most of the main producing areas. In addition, price of long beans has increased by 16% due to high demand as the high prices of beans. Further, prices of snakegourd, bittergourd, ladies fingers, drumstick and luffa have increased in the range of 2%-5% due to low supply.

Meanwhile, the price of green chillies has increased by 1% due to low supply from most of the main producing areas. However, the price of lime has decreased

by 33% due to high supply from Jaffna and Moneragala.

Compared to the same period of last year, current wholesale prices of most of the vegetable varieties have increased with the highest price increase of 308% was reported for cabbage.

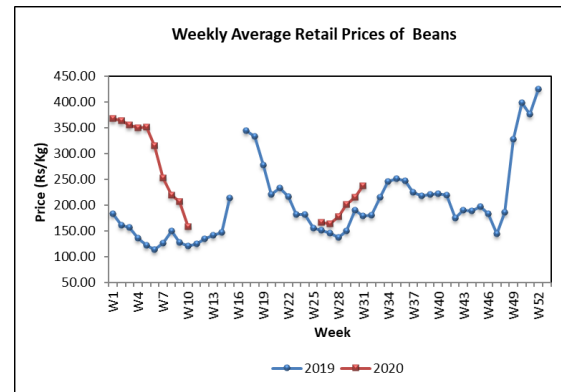
Retail

In line with the increased wholesale prices, retail prices of most of the vegetable varieties have increased.

Considering upcountry vegetables, the highest price increase was reported for beans as Rs.22.00/kg. The second highest price increase was reported for cabbage as Rs.12.00/kg. Prices of beetroot and raddish have increased by Rs.5.00/kg and Rs.4.00/kg respectively. Price of knolkhol has increased by Rs.3.00/kg and the price of leeks has increased by Rs.2.00/kg. Further, price of carrot has increased by Rs.1.00/kg.

Meanwhile, the price of tomato has increased by Rs.2.00/kg and the price of capsicum has increased by Rs.74.00/kg.

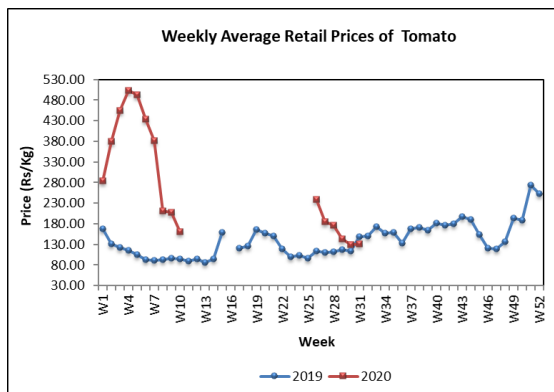
Regarding lowcountry vegetables, the highest price increase was reported for brinjal as Rs.18.00/kg. The second highest price increase was reported for ash plantain as Rs.14.00/kg. Prices of bittergourd and long beans have increased by Rs.10.00/kg and Rs.9.00/kg respectively.



Prices of both ladies fingers and cucumber have increased by Rs.8.00/kg. In addition, price of snakegourd has increased by Rs.6.00/kg and the price of pumpkin has increased by Rs.3.00/kg. Further, prices of luffa and drumstick have increased by Rs.2.00/kg and Rs.1.00/kg respectively.

Meanwhile, the price of green chillies has increased by Rs.23.00/kg. However, the price of lime has decreased by Rs.25.00/kg.

Compared to the same period of last year, current retail prices of most of the vegetable varieties have increased and the highest price increase of 55% was reported for cabbage.



Coconut

Wholesale

Prices of both large and small nuts have increased by 1%. Prices ranged between Rs.62.00-65.00/nut for a large nut and Rs.55.00-58.00/nut for a small nut.

Compared to the same period of last year, the wholesale prices of both large and small nuts have increased by 53% and 71% respectively.

Retail

Prices of both large and small nuts have increased by Rs.1.00/nut. Prices ranged between Rs.70.00-80.00/nut for a large nut and Rs.60.00-65.00/nut for a small nut.

Compared to the same period of last year, current retail prices of large and small nuts have increased by 34% and 56% respectively.

Fruits

Wholesale

Prices of most of the fruit varieties have increased due to limited supply and high demand in festival season. The highest price increase of 36% was reported for papaw due to limited supply with the end of harvesting season. The second highest price increase of 26% was reported for slimeapple due to limited supply. Further, prices of all the varieties of banana have increased in the range of 1%-6% due to high demand with the festival season.

Furthermore, prices of all the sizes of pineapple have also increased in the range of 3%-8% due to insufficient stocks in the market. Prices of all the varieties of mango have increased in the range of 2%-16% due to limited supply with the end of the harvesting season. In addition, a price increase of 5% was reported for woodapple due to availability of high quality and large sized fruits. Prices of both imported grapes and king coconut have increased by 1% and 7% respectively due to availability of high quality China stocks in the market for imported grapes and high demand for king coconut.

However, the highest price decrease of 20% was reported for avocado due to high supply with the commencement of harvesting season. Further, prices of both passion fruit and orange have decreased by 4% and 12% respectively due to high supply from Gampola, Nuwara Eliya and Wellawaya areas for passion fruit and occasional high supply from Bibila, Moneragala and Padiyathalawa areas for orange.

Compared to the same period of last year, current prices of most of the fruit varieties have increased and the highest price increase of 45% was noted for mango-betti.

Retail

In line with the increased wholesale prices, retail prices of most of the fruits have also increased. The highest price increase of Rs.31.00/fruit was reported for mango-karthakolomban due to limited supply. Price of imported grapes has increased by Rs.27.00/kg due to availability of high quality stocks in the market. Prices of slimeapple and mango-vilad have increased by Rs.12.00/fruit and Rs.10.00/fruit respectively. Prices of all the sizes of pineapple have increased in the range of Rs.1.00-10.00/fruit due to insufficient stocks. Further, prices of woodapple and papaw have increased by Rs.4.00/fruit and Rs.3.00/kg. Prices of banana varieties seeni and ambul have increased by Rs.1.00/kg, while the prices of anamalu and ambun also have increased by Rs.1.00/fruit due to limited supply. The price of king coconut has increased by Rs.1.00/nut.

However, the price of orange has decreased by Rs.3.00/fruit due to high supply. Prices of avocado and passion fruit have decreased by Rs.2.00/fruit and Rs.1.00/fruit respectively. In addition, the price of banana-kolikuttu has not changed significantly.

Compared to the same period of last year, current prices of most of the fruits have increased and the highest price increase was reported for mango-vilad as 42%.

Fresh Fish

Wholesale

Prices of most of the fresh fish types have increased in the range of 1%-11%. The highest price increase of 11% was noted for salaya due to low supply from Mannar and Kalpitiya areas. The second highest price increase was noted for paraw as 8% due to low supply from Northern Province. Prices of thora and shrimp have increased by 5% and 3% respectively due to low supply from Northern Province. Prices of mora and hurulla have increased by 2% and 1% respectively.

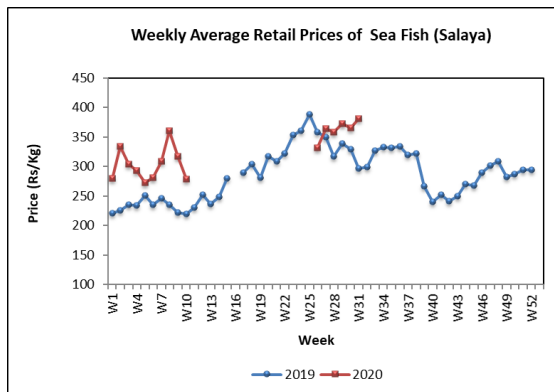
Meanwhile, the prices of kelawalla and balaya have decreased by 10% and 4% respectively due to the high supply from Beruwala, Galle and Matara.

Compared to the same period of last year, current wholesale prices of most of the fresh fish types have decreased in the range of 1%-15% and the highest price decrease of 15% was reported for kelawalla.

Retail

Prices of all the fresh fish types except balaya, thalapath and kelawalla have increased in line with the increased wholesale prices. The highest price increase was reported for thora as Rs.70.00/kg and the price ranged between Rs.1,600.00-2,300.00/kg. The second highest price increase was reported for paraw as Rs.19.00/kg and the price ranged

between Rs.1,200.00-1,400.00/kg. Further, prices of salaya, shrimp and hurulla have increased by Rs.16.00/kg, Rs.12.00/kg and Rs.3.00/kg respectively and the price ranges were Rs.280.00-480.00/kg, Rs.1,100.00-1,320.00/kg and Rs.600.00-700.00/kg respectively.



However, prices of balaya, thalapath and kelawalla have decreased by Rs.16.00/kg, Rs.14.00/kg and Rs.4.00/kg respectively and the price ranges were Rs.560.00-800.00/kg, Rs.1,200.00-1,480.00/kg and Rs.900.00-1,120.00/kg respectively.

Compared to the same period of last year, prices of all the fresh fish types except kelawalla have increased in the range of 1%-38% and the highest price increase was reported for hurulla.

Dried Fish

Wholesale

Prices of most of the local and imported dried fish types have decreased in the range of 1%-4%. The highest price decrease of 4% was noted for imported sprats due to high supply from Dubai. The

second highest price decrease was noted for local kattawa as 3% due to high supply from Negambo. The prices of local mora, imported balaya and imported anguluwa have decreased by 2% due to high supply of local mora from Negambo, imported balaya and anguluwa from Pakistan. Prices of local sprats, imported kattawa and local balaya have decreased by 1%.

Meanwhile, the price of local maduwa has increased by 19% due to low supply from Jaffna. Price of local salaya has increased by 5% due to low supply from Negambo. Price of imported thora has increased by 3% due to low supply from Maldives. Prices of imported mora and local anguluwa have increased by 2%.

Compared to the same period of last year, wholesale prices of most of the dried fish types have increased in the range of 1%-34% and the highest price increase was reported for local anguluwa.

Retail

Prices of all the dried fish types except maduwa, salaya and thora have decreased in line with the decreased wholesale prices. The highest price decrease was reported for balaya as Rs.60.00/kg and the price ranged between Rs.800.00-1,300.00/kg. The second highest price decrease was reported for local sprats as Rs.33.00/kg and the price ranged between Rs.1,100.00-1,400.00/kg. Further, prices of kattawa and mora have decreased by

Weekly Food Commodities Bulletin

Rs.15.00/kg and Rs.12.00/kg respectively and the price ranges were Rs.1,200.00-1,700.00/kg and Rs.1,000.00-1,400.00/kg respectively. Prices of both imported sprats and anguluwa have decreased by Rs.6.00/kg and the price ranges were Rs.500.00-800.00/kg and Rs.1,200.00-1,400.00/kg respectively.

However, the prices of maduwa, salaya and thora have increased by Rs.90.00/kg, Rs.84.00/kg and Rs.29.00/kg respectively and the price ranges were Rs.800.00-900.00/kg, Rs.500.00-800.00/kg and Rs.1,600.00-2,200.00/kg respectively.

Compared to the same period of last year, prices of most of the dried fish types except salaya, thora, balaya and anguluwa have decreased in the range of 2%-8% and the highest price decrease was reported for imported sprats.

Eggs

Wholesale

Prices of both brown and white eggs have increased by 5%. The average price of brown egg was Rs.21.50 and the average price of a white egg was Rs.20.50.

Compared to the same period of last year, wholesale prices of both brown and white eggs have increased by 10% and 11% respectively.

Retail

Prices of both brown and white eggs have increased by Rs.1.00/egg and the price range of a brown egg was Rs.22.00-23.00

and the price range of a white egg was Rs.21.00-22.00.

Compared to the same period of last year, current prices of brown and white eggs have increased by 8% and 10% respectively.

Meat

Retail

Prices of skin-less broiler chicken and skin-less curry chicken have increased by Rs.21.00/kg and Rs.5.00/kg respectively and the price ranges were Rs.600.00-650.00/kg and Rs.650.00-700.00/kg respectively. However, the price of beef has decreased by Rs.7.00/kg and the price ranged between Rs.1,000.00-1,200.00/kg.

Prices of mutton and pork have not changed significantly and the price ranges were Rs.1,800.00-2,100.00/kg and Rs.700.00-880.00/kg respectively.

Compared to the same period of last year, prices of all the meat types have increased in the range of 1%-16% and the highest price increase was reported for skin-less curry chicken.

EXPLANATORY NOTE

The Food Commodities Bulletin is a weekly publication containing information relating to wholesale and retail prices of selected food commodities in nine selected markets in and around Colombo and main markets in the major producing areas.

The information is analyzed and presented as prevailing prices, price ranges, averages and comparison of weekly prices. The changes in prices reported are always in relation to price prevailed during the previous week unless otherwise stated.

The frequency of collection of wholesale price information is twice a week (i.e. Tuesday and Friday) while with retail prices, it is thrice a week (i.e. Friday, Monday and Tuesday).

Table 01: Selected Markets: Wholesale Price of Rice (Rs/50Kg Bag)

Week 31 : 31 July - 06 August 2020

LOCATIONS	Rice Varieties														
	Samba 1		Samba 2		Samba 3		Nadu 1		Nadu 2		Raw Red		Raw White		
Colombo	4900	4900	4900	4900	-	-	4600	4750	4400	4500	4350	4500			
Divulapitiya	4850	4850	4800	4800	-	4750	4750	4300	4500	4300	4500	4200	4300		
Kurunegala	4700	4800	-	-	-	4550	4650	4450	4500	4400	4600	4400	4600		
Nikaweratiya	4750	4800	-	-	-	4650	4700	4500	4600	4400	4500	4400	4500		
Badulla	4750	4850	-	-	-	-	-	4450	4550	4150	4250	4150	4400		
Puttalam	4800	4850	4750	4750	-	4700	4750	-	-	4650	4700	4350	4400		
Dambulla	4800	4850	-	-	-	4700	4750	4450	4500	4450	4500	4450	4500		
Anuradhapura	4850	4900	4750	4800	-	4800	4800	-	-	4500	4650	4450	4500		
Tambuttegama	4850	4850	4750	4800	-	4700	4700	4400	4500	-	-	4200	4250		
Polonnaruwa	4800	4800	-	-	-	4700	4700	-	-	4550	4550	4550	4550		
Kalutara	-	-	-	-	-	4750	4800	-	-	4400	4450	4400	4450		
Ampara	-	-	-	-	-	-	-	-	-	-	-	-	-		
Kandy	4800	4850	-	-	-	4700	4750	-	-	4500	4600	4450	4500		
Moneragala	-	-	-	-	-	-	-	-	-	-	-	-	-		
Kegalle	4850	4850	-	-	-	4750	4800	-	-	4600	4600	4600	4600		
Dehiattakandiya	4800	4800	-	-	-	4700	4700	-	-	4550	4550	4400	4550		
Hambantota	4800	4850	-	-	-	-	-	-	-	4200	4300	4250	4350		
Matara	4800	4900	-	-	-	-	-	-	-	4050	4100	4100	4200		
Galle	-	-	-	-	-	-	-	-	-	-	-	-	-		
Meegoda	4900	4900	-	-	-	-	-	4400	4450	4200	4350	4150	4300		
Tissamaharama	-	-	-	-	-	-	-	-	-	4050	4150	4200	4400		
Embilipitiya	4850	4900	-	-	-	4750	4800	-	-	4000	4100	4100	4200		
Jaffna	-	-	-	-	-	-	-	-	-	-	-	-	-		
Vavuniya	4800	4850	4750	4750	-	4900	4900	-	-	4400	4500	4500	4600		
Mannar	4850	4850	-	-	-	4700	4800	-	-	4550	4600	4550	4600		
Killinochchi	-	-	-	-	-	-	-	-	-	-	-	-	-		
Mullattivu	4850	4850	-	-	-	4700	4700	-	-	4350	4350	4500	4500		
Batticaloa	-	-	-	-	-	-	-	-	-	4500	4500	4400	4500		
Trincomalee	-	-	-	-	-	-	-	-	-	-	-	-	-		

Table 02: Selected Markets: Retail Price of Rice (Rs/Kg)

Week 31 : 31 July - 06 August 2020

LOCATIONS	Rice Varieties												
	Samba 1		Samba 2		Samba 3	Nadu 1		Nadu 2		Raw Red		Raw White	
Colombo	98.00	105.00	-	-	-	96.00	100.00	-	-	93.00	100.00	93.00	100.00
Gampaha	98.00	98.00	-	-	-	96.00	96.00	-	-	95.00	100.00	95.00	100.00
Kurunegala	97.00	98.00	-	-	-	93.00	95.00	90.00	92.00	92.00	94.00	90.00	93.00
Nikaweratiya	97.00	98.00	-	-	-	95.00	96.00	92.00	93.00	92.00	94.00	92.00	94.00
Dambulla	98.00	98.00	97.00	97.00	-	95.00	96.00	92.00	94.00	93.00	94.00	92.00	93.00
Anuradhapura	98.00	98.00	97.00	97.00	-	97.00	98.00	95.00	96.00	92.00	93.00	91.00	92.00
Thambuththegama	98.00	98.00	95.00	96.00	-	96.00	96.00	93.00	95.00	-	-	-	-
Polonnaruwa	98.00	98.00	-	-	-	96.00	96.00	-	-	93.00	93.00	93.00	93.00
Kaluthara	-	-	-	-	-	96.00	98.00	-	-	96.00	98.00	90.00	93.00
Badulla	98.00	98.00	-	-	-	96.00	96.00	-	-	90.00	93.00	90.00	93.00
Keppetipola	-	-	98.00	98.00	-	96.00	98.00	-	-	90.00	93.00	93.00	95.00
Moneragala	-	-	-	-	-	-	-	-	-	-	-	-	-
Kegalle	98.00	98.00	-	-	-	96.00	96.00	-	-	93.00	93.00	93.00	93.00
Ampara	-	-	-	-	-	-	-	-	-	-	-	-	-
Dehiattakandiya	98.00	98.00	-	-	-	96.00	96.00	-	-	93.00	93.00	90.00	93.00
Nuwaraeliya	97.00	98.00	-	-	-	94.00	95.00	92.00	93.00	87.00	90.00	93.00	93.00
Kandy	98.00	99.00	-	-	-	96.00	98.00	-	-	93.00	95.00	92.00	93.00
Puttalam	97.00	98.00	96.00	96.00	-	95.00	96.00	-	-	94.00	95.00	88.00	89.00
Hambantota	97.00	98.00	-	-	-	-	-	-	-	88.00	90.00	88.00	92.00
Rathnapura	100.00	100.00	-	-	-	96.00	98.00	-	-	94.00	95.00	92.00	93.00
Matara	100.00	105.00	-	-	-	-	-	-	-	84.00	85.00	85.00	86.00
Galle	-	-	-	-	-	-	-	-	-	-	-	-	-
Tissamaharama	100.00	100.00	95.00	95.00	-	-	-	-	-	82.00	84.00	84.00	85.00
Mee goda (DEC)	98.00	98.00	-	-	-	96.00	96.00	95.00	95.00	90.00	93.00	88.00	93.00
Embilipitiya	98.00	100.00	-	-	-	95.00	98.00	-	-	82.00	89.00	85.00	95.00
Jaffna	-	-	-	-	-	-	-	-	-	-	-	-	-
Vavuniya	105.00	105.00	-	-	-	-	-	-	-	92.00	95.00	92.00	95.00
Mannar	98.00	98.00	-	-	-	98.00	98.00	-	-	95.00	95.00	95.00	95.00
Killinochchi	-	-	-	-	-	-	-	-	-	-	-	-	-
Mullaivivu	98.00	100.00	-	-	-	95.00	98.00	-	-	90.00	94.00	92.00	94.00
Batticaloa	-	-	-	-	-	96.00	96.00	90.00	90.00	85.00	96.00	85.00	96.00
Trincomalee	-	-	-	-	-	-	-	-	-	-	-	-	-
Hanguranketha	98.00	98.00	96.00	96.00	-	96.00	98.00	94.00	95.00	88.00	93.00	88.00	94.00

Table 04: Selected Markets: Wholesale Price of Subsidiary Food (Rs/50Kg)

Week 31 : 31 July - 06 August 2020

LOCATION	Dried Chillies	Red Onion		Big Onion	Potato			Pulses		
	Imported	Imported	Local		Imported	Welimada	Nuwara Eliya	Green Gram	Cowpea	Red Dhal
Colombo	17750 - 20500	-	7500 - 8000	3750 - 4500	5500 - 6500	-	9000 - 10500	13500 - 16250	17000 - 18000	6750 - 6900
Kurunegala	21250 - 21500	-	6500 - 6750	4250 - 4750	6250 - 7000	-	9500 - 10000	15000 - 16000	16750 - 17500	7000 - 7400
Nikaweratiya	21500 - 22000	-	-	4400 - 4600	6750 - 7000	-	9000 - 9500	14750 - 15500	17000 - 17400	6900 - 7100
Dehiattakandiya	21500 - 23000	-	9000 - 9000	5000 - 5000	6500 - 7000	-	10000 - 10000	14000 - 15000	15000 - 16000	6900 - 7250
Dambulla (DEC)	20500 - 21000	-	4500 - 5500	4350 - 4400	5500 - 6000	-	-	14000 - 14500	15000 - 15500	6900 - 7000
Anuradhapura	22000 - 22000	-	9500 - 9500	4750 - 5000	6850 - 7000	-	-	16000 - 16500	16000 - 16500	7000 - 7150
Thambuththegama	19750 - 20500	-	7500 - 8000	3750 - 4900	6000 - 6750	-	9500 - 10000	12500 - 13500	-	6900 - 7000
Polonnaruwa	21000 - 21500	-	9000 - 9250	4500 - 5000	7000 - 7250	-	10000 - 10000	16750 - 17000	18750 - 19000	7100 - 7250
Kaluthara	22500 - 23500	-	-	4000 - 4500	-	-	11000 - 11000	13750 - 14000	17000 - 17500	6800 - 7250
Puttalam	21500 - 22500	-	7250 - 7750	5000 - 5000	6500 - 6650	-	-	-	-	7000 - 7500
Kandy	21000 - 21500	-	7500 - 8000	4750 - 5000	5750 - 6000	-	10500 - 11000	14000 - 15000	17500 - 18000	6750 - 7750
Matara	22500 - 23000	-	6500 - 8000	4500 - 5000	6500 - 7000	-	11000 - 11000	15000 - 16000	16000 - 17000	7500 - 8000
Hambantota	20000 - 22000	-	-	4500 - 5000	6500 - 7000	-	9200 - 9500	14000 - 15250	17500 - 18500	8000 - 8500
Kegalle	22500 - 23000	-	6200 - 6250	4700 - 4800	-	-	10500 - 10600	15000 - 15100	18000 - 18250	7000 - 7100
Galle	-	-	-	-	-	-	-	-	-	-
Tissamaharama	23500 - 24000	-	-	4000 - 4500	-	-	9500 - 10000	14500 - 15000	18500 - 18750	7000 - 7500
Meegoda (DEC)	20000 - 20500	-	7000 - 8000	4250 - 4500	6000 - 6750	-	10000 - 11000	14500 - 14750	16750 - 18250	6750 - 6900
Jaffna	-	-	-	-	-	-	-	-	-	-
Vavuniya	20000 - 20500	-	6000 - 7000	4250 - 4500	6000 - 6500	-	-	15250 - 15500	18000 - 18500	7500 - 7750
Mannar	20250 - 21000	-	8000 - 9000	3750 - 4000	6250 - 6500	-	-	15500 - 15750	-	7500 - 7750
Killinochchi	-	-	-	-	-	-	-	-	-	-
Mullattivu	-	-	-	-	-	-	-	-	-	-
Batticaloa	23000 - 24000	-	8000 - 9000	5000 - 5000	5500 - 6000	-	10000 - 11000	15000 - 17000	15000 - 16500	7000 - 8000
Trincomalee	-	-	-	-	-	-	-	-	-	-

Table 05: Selected Markets: Retail Price of Subsidiary Food Crops (Rs/Kg)

Week 31 : 31 July - 06 August 2020

LOCATIONS	Dried Chillies	Red Onion		Big Onion	Potato			Pulses		
	Imported	Imported	Local		Imported	Welimada	Nuwara Eliya	Green Gram	Cowpea	Red Dhal
Colombo	480.00 - 600.00	-	180.00 - 220.00	90.00 - 120.00	140.00 - 180.00	-	220.00 - 260.00	300.00 - 360.00	380.00 - 400.00	140.00 - 160.00
Gampaha	500.00 - 560.00	-	240.00 - 250.00	100.00 - 120.00	160.00 - 180.00	-	240.00 - 280.00	350.00 - 400.00	380.00 - 400.00	180.00 - 200.00
Kurunegala	450.00 - 480.00	-	160.00 - 170.00	110.00 - 130.00	160.00 - 180.00	-	240.00 - 260.00	340.00 - 360.00	360.00 - 380.00	160.00 - 170.00
Nikaweratiya	500.00 - 530.00	-	160.00 - 180.00	110.00 - 120.00	150.00 - 170.00	-	220.00 - 230.00	330.00 - 340.00	360.00 - 370.00	160.00 - 170.00
Dambulla	450.00 - 460.00	-	150.00 - 160.00	80.00 - 90.00	140.00 - 150.00	-	-	300.00 - 325.00	340.00 - 360.00	145.00 - 150.00
Anuradhapura	480.00 - 480.00	-	240.00 - 250.00	115.00 - 120.00	145.00 - 150.00	-	-	330.00 - 340.00	360.00 - 380.00	150.00 - 160.00
Thambuththegama	430.00 - 500.00	-	170.00 - 200.00	110.00 - 120.00	140.00 - 150.00	-	230.00 - 240.00	-	300.00 - 300.00	155.00 - 160.00
Polonnaruwa	470.00 - 490.00	-	220.00 - 230.00	120.00 - 120.00	170.00 - 180.00	-	240.00 - 250.00	350.00 - 365.00	400.00 - 405.00	160.00 - 170.00
Kaluthara	480.00 - 550.00	-	200.00 - 200.00	100.00 - 100.00	-	-	240.00 - 240.00	300.00 - 340.00	370.00 - 380.00	140.00 - 150.00
Badulla	460.00 - 500.00	-	-	110.00 - 120.00	160.00 - 170.00	-	230.00 - 240.00	335.00 - 340.00	355.00 - 360.00	160.00 - 180.00
Keppetipola	450.00 - 520.00	-	170.00 - 175.00	80.00 - 90.00	140.00 - 160.00	200.00 - 200.00	-	300.00 - 320.00	300.00 - 300.00	150.00 - 170.00
Moneragala	-	-	-	-	-	-	-	-	-	-
Kegalle	480.00 - 500.00	-	160.00 - 170.00	120.00 - 120.00	155.00 - 160.00	-	240.00 - 250.00	320.00 - 330.00	380.00 - 400.00	160.00 - 170.00
Ampara	-	-	-	-	-	-	-	-	-	-
Dehiattakandiya	450.00 - 500.00	-	220.00 - 240.00	120.00 - 120.00	140.00 - 160.00	-	240.00 - 240.00	300.00 - 330.00	320.00 - 350.00	145.00 - 160.00
Nuwaraeliya	480.00 - 500.00	-	160.00 - 180.00	130.00 - 150.00	160.00 - 180.00	-	250.00 - 260.00	340.00 - 350.00	360.00 - 380.00	150.00 - 160.00
Kandy	500.00 - 520.00	-	200.00 - 220.00	120.00 - 120.00	160.00 - 180.00	-	270.00 - 280.00	330.00 - 340.00	380.00 - 400.00	160.00 - 180.00
Puttalam	480.00 - 500.00	-	190.00 - 200.00	110.00 - 120.00	140.00 - 143.00	-	-	350.00 - 360.00	320.00 - 380.00	150.00 - 160.00
Rathnapura	600.00 - 600.00	-	180.00 - 240.00	110.00 - 120.00	140.00 - 150.00	-	-	320.00 - 330.00	380.00 - 390.00	170.00 - 190.00
Hambantota	440.00 - 480.00	-	-	110.00 - 130.00	160.00 - 200.00	-	220.00 - 260.00	340.00 - 350.00	380.00 - 400.00	180.00 - 200.00
Matara	460.00 - 480.00	-	160.00 - 180.00	100.00 - 120.00	140.00 - 160.00	-	240.00 - 250.00	320.00 - 340.00	340.00 - 360.00	160.00 - 170.00
Galle	-	-	-	-	-	-	-	-	-	-
Tissamaharama	560.00 - 580.00	-	-	100.00 - 120.00	180.00 - 200.00	-	220.00 - 240.00	320.00 - 330.00	380.00 - 400.00	160.00 - 180.00
Meegoda (DEC)	450.00 - 460.00	-	180.00 - 200.00	90.00 - 100.00	140.00 - 160.00	-	240.00 - 240.00	300.00 - 320.00	380.00 - 380.00	155.00 - 160.00
Embilipitiya	480.00 - 500.00	-	200.00 - 240.00	80.00 - 100.00	170.00 - 180.00	-	240.00 - 240.00	320.00 - 340.00	360.00 - 390.00	158.00 - 190.00
Jaffna	-	-	-	-	-	-	-	-	-	-
Vavuniya	440.00 - 450.00	-	200.00 - 240.00	100.00 - 120.00	140.00 - 160.00	-	-	370.00 - 380.00	-	160.00 - 180.00
Mannar	500.00 - 550.00	-	200.00 - 250.00	100.00 - 120.00	150.00 - 160.00	-	-	320.00 - 320.00	-	170.00 - 180.00
Killinochchi	-	-	-	-	-	-	-	-	-	-
Mullaittivu	450.00 - 500.00	-	200.00 - 240.00	-	-	-	-	330.00 - 350.00	350.00 - 360.00	160.00 - 180.00
Batticaloa	450.00 - 480.00	-	150.00 - 180.00	110.00 - 130.00	-	-	220.00 - 250.00	350.00 - 380.00	310.00 - 340.00	150.00 - 170.00
Trincomalee	-	-	-	-	-	-	-	-	-	-
Hanguranketha	520.00 - 600.00	-	-	100.00 - 120.00	140.00 - 150.00	-	-	320.00 - 380.00	360.00 - 400.00	190.00 - 200.00

Table 06: Selected Markets: Wholesale Price of Vegetables(Rs/Kg)

Week 31 : 31 July - 06 August 2020

Locations	Butter Beans	Green Beans	Carrot	Leeks	Beetroot	Knolkhol
Colombo	-	150.00 - 170.00	70.00 - 110.00	50.00 - 100.00	70.00 - 120.00	70.00 - 100.00
Meegoda (DEC)	-	210.00 - 220.00	100.00 - 130.00	70.00 - 80.00	110.00 - 115.00	80.00 - 90.00
Dambulla (DEC)	-	170.00 - 200.00	80.00 - 100.00	50.00 - 65.00	80.00 - 100.00	50.00 - 70.00
Keppetipola (DEC)	-	190.00 - 210.00	65.00 - 70.00	40.00 - 45.00	70.00 - 85.00	70.00 - 80.00
Norochchole (DEC)	-	-	-	-	80.00 - 90.00	-
Nuwara Eliya	-	160.00 - 170.00	90.00 - 100.00	40.00 - 50.00	85.00 - 95.00	75.00 - 80.00
Kandy	-	190.00 - 200.00	80.00 - 90.00	50.00 - 60.00	70.00 - 80.00	60.00 - 70.00
Hambantota	-	180.00 - 200.00	80.00 - 120.00	80.00 - 100.00	70.00 - 90.00	70.00 - 80.00
Thambuththegama (DEC)	-	230.00 - 240.00	110.00 - 120.00	55.00 - 65.00	80.00 - 90.00	60.00 - 80.00
Jaffna	-	-	-	-	-	-

Locations	Raddish	Cabbage	Tomato	Ladies Fingers	Brinjal	Capsicum
Colombo	40.00 - 60.00	65.00 - 90.00	30.00 - 50.00	40.00 - 60.00	80.00 - 120.00	230.00 - 300.00
Meegoda (DEC)	70.00 - 75.00	85.00 - 110.00	50.00 - 60.00	45.00 - 50.00	110.00 - 115.00	250.00 - 270.00
Moneragala	-	-	-	-	-	-
Dambulla (DEC)	20.00 - 25.00	55.00 - 70.00	27.00 - 35.00	30.00 - 40.00	80.00 - 90.00	200.00 - 240.00
Keppetipola (DEC)	30.00 - 40.00	60.00 - 65.00	30.00 - 45.00	-	80.00 - 90.00	220.00 - 250.00
Norochchole (DEC)	10.00 - 15.00	-	-	30.00 - 40.00	-	195.00 - 210.00
Nuwara Eliya	50.00 - 55.00	80.00 - 90.00	25.00 - 30.00	50.00 - 60.00	100.00 - 120.00	220.00 - 280.00
Kandy	35.00 - 45.00	60.00 - 75.00	35.00 - 40.00	40.00 - 50.00	75.00 - 90.00	280.00 - 300.00
Hambantota	40.00 - 60.00	80.00 - 100.00	30.00 - 40.00	40.00 - 60.00	60.00 - 80.00	200.00 - 220.00
Thambuththegama (DEC)	25.00 - 35.00	85.00 - 100.00	25.00 - 35.00	20.00 - 30.00	50.00 - 60.00	200.00 - 240.00
Tissamaharama	50.00 - 65.00	70.00 - 90.00	38.00 - 45.00	55.00 - 60.00	110.00 - 125.00	240.00 - 260.00
Jaffna	-	-	-	-	-	-

Locations	Pumpkin	Cucumber	Bitter Gourd	Snake Gourd	Drumstick	Luffa
Colombo	50.00 - 60.00	30.00 - 40.00	70.00 - 120.00	50.00 - 70.00	30.00 - 50.00	50.00 - 70.00
Meegoda (DEC)	75.00 - 90.00	30.00 - 50.00	100.00 - 130.00	70.00 - 75.00	60.00 - 70.00	70.00 - 80.00
Moneragala	-	-	-	-	-	-
Dambulla (DEC)	45.00 - 70.00	25.00 - 35.00	70.00 - 100.00	55.00 - 65.00	40.00 - 55.00	65.00 - 85.00
Keppetipola (DEC)	70.00 - 85.00	-	-	-	-	-
Norochchole (DEC)	-	10.00 - 20.00	-	40.00 - 55.00	-	50.00 - 60.00
Nuwara Eliya	70.00 - 85.00	35.00 - 50.00	120.00 - 130.00	70.00 - 80.00	70.00 - 80.00	70.00 - 80.00
Kandy	60.00 - 70.00	40.00 - 50.00	90.00 - 100.00	60.00 - 70.00	60.00 - 70.00	70.00 - 80.00
Hambantota	50.00 - 70.00	40.00 - 50.00	80.00 - 120.00	60.00 - 80.00	30.00 - 50.00	70.00 - 90.00
Thambuththegama (DEC)	45.00 - 70.00	10.00 - 20.00	70.00 - 80.00	35.00 - 50.00	-	40.00 - 60.00
Tissamaharama	55.00 - 60.00	55.00 - 60.00	-	-	75.00 - 80.00	90.00 - 100.00
Jaffna	-	-	-	-	-	-

Table 06 (Contd.)

Locations	Long Beans	Ash Plantain	Green Chillies	Lime	Sweet Potatoe	Manioc
Colombo	50.00 - 80.00	70.00 - 120.00	180.00 - 220.00	80.00 - 120.00	60.00 - 80.00	40.00 - 60.00
Meegoda (DEC)	70.00 - 80.00	100.00 - 110.00	200.00 - 240.00	120.00 - 125.00	65.00 - 70.00	90.00 - 90.00
Moneragala	-	-	-	-	-	-
Dambulla (DEC)	65.00 - 80.00	70.00 - 85.00	200.00 - 250.00	60.00 - 70.00	30.00 - 45.00	50.00 - 55.00
Keppetipola (DEC)	-	-	220.00 - 230.00	-	-	-
Norochchole (DEC)	50.00 - 60.00	60.00 - 80.00	150.00 - 160.00	-	-	-
Nuwara Eliya	60.00 - 70.00	70.00 - 80.00	230.00 - 250.00	130.00 - 150.00	65.00 - 70.00	70.00 - 80.00
Kandy	70.00 - 80.00	70.00 - 80.00	200.00 - 230.00	100.00 - 110.00	55.00 - 70.00	60.00 - 70.00
Hambantota	60.00 - 80.00	50.00 - 70.00	200.00 - 240.00	150.00 - 200.00	80.00 - 90.00	60.00 - 80.00
Thambuththegama (DEC)	50.00 - 70.00	60.00 - 80.00	150.00 - 200.00	50.00 - 70.00	-	-
Tissamaharama	80.00 - 95.00	60.00 - 70.00	255.00 - 270.00	160.00 - 175.00	65.00 - 75.00	75.00 - 90.00
Jaffna	-	-	-	-	-	-

Locations	Leafy Vegetables (Rs/Bundle)			Coconut (Rs/Nut)	
	Mukunuwenna	Kankun	Gotukola	Large	Small
Colombo	20.00 - 25.00	20.00 - 25.00	80.00 - 90.00	62.00 - 65.00	55.00 - 58.00
Meegoda (DEC)	30.00 - 35.00	30.00 - 35.00	90.00 - 100.00	70.00 - 72.00	60.00 - 65.00
Norochchole (DEC)	20.00 - 25.00	15.00 - 20.00	15.00 - 15.00	-	45.00 - 50.00
Nuwara Eliya	22.00 - 25.00	22.00 - 25.00	18.00 - 20.00	-	-
Dambulla (DEC)	12.00 - 14.00	12.00 - 14.00	10.00 - 12.00	57.00 - 60.00	54.00 - 55.00
Kandy	18.00 - 20.00	20.00 - 22.00	110.00 - 120.00	60.00 - 65.00	50.00 - 52.00
Hambantota	15.00 - 20.00	20.00 - 20.00	25.00 - 30.00	65.00 - 70.00	55.00 - 60.00
Thambuththegama (DEC)	12.00 - 20.00	12.00 - 20.00	12.00 - 20.00	-	-
Tissamaharama	20.00 - 23.00	19.00 - 20.00	30.00 - 31.00	-	45.00 - 45.00
Jaffna	-	-	-	-	-

Colombo, Meegoda, Norochchole, and Kandy - Gotukola Price Rs/Kg

Table 07: Selected Markets: Retail Price of Vegetables (Rs/Kg)

Week 31 : 31 July - 06 August 2020

LOCATIONS	Up Country Varieties													
	Butter Beans	Green Beans	Carrot	Leeks	Beetroot	Knol Khol	Raddish	Cabbage	Tomato					
Colombo	-	200.00 - 260.00	130.00 - 180.00	100.00 - 160.00	130.00 - 160.00	120.00 - 160.00	100.00 - 160.00	110.00 - 200.00	100.00 - 150.00					
Gampaha	-	200.00 - 220.00	160.00 - 200.00	160.00 - 200.00	160.00 - 200.00	160.00 - 200.00	120.00 - 120.00	160.00 - 200.00	120.00 - 160.00					
Kurunegala	-	220.00 - 250.00	120.00 - 140.00	100.00 - 120.00	100.00 - 130.00	100.00 - 120.00	80.00 - 110.00	100.00 - 120.00	80.00 - 120.00					
Nikaweratiya	-	230.00 - 240.00	140.00 - 180.00	120.00 - 130.00	120.00 - 140.00	110.00 - 130.00	90.00 - 110.00	140.00 - 150.00	100.00 - 120.00					
Dambulla	-	240.00 - 280.00	150.00 - 160.00	120.00 - 140.00	130.00 - 140.00	120.00 - 130.00	50.00 - 60.00	120.00 - 140.00	80.00 - 100.00					
Anuradhapura	-	280.00 - 320.00	200.00 - 240.00	120.00 - 160.00	120.00 - 160.00	120.00 - 160.00	80.00 - 120.00	160.00 - 160.00	80.00 - 80.00					
Thambuththegama	-	250.00 - 270.00	130.00 - 145.00	65.00 - 80.00	110.00 - 130.00	100.00 - 120.00	50.00 - 60.00	120.00 - 130.00	45.00 - 60.00					
Polonnaruwa	-	240.00 - 250.00	180.00 - 190.00	150.00 - 160.00	130.00 - 140.00	120.00 - 120.00	100.00 - 100.00	140.00 - 150.00	120.00 - 140.00					
Kaluthara	-	200.00 - 220.00	160.00 - 180.00	160.00 - 180.00	160.00 - 180.00	160.00 - 180.00	120.00 - 120.00	160.00 - 200.00	100.00 - 120.00					
Badulla	-	240.00 - 250.00	120.00 - 160.00	100.00 - 120.00	120.00 - 160.00	140.00 - 160.00	80.00 - 100.00	120.00 - 160.00	60.00 - 80.00					
Keppetipola	-	220.00 - 240.00	100.00 - 120.00	80.00 - 100.00	100.00 - 120.00	80.00 - 120.00	60.00 - 80.00	80.00 - 100.00	50.00 - 50.00					
Moneragala	-	-	-	-	-	-	-	-	-					
Kegalle	-	240.00 - 260.00	140.00 - 160.00	120.00 - 140.00	120.00 - 140.00	120.00 - 140.00	100.00 - 140.00	120.00 - 140.00	80.00 - 100.00					
Ampara	-	-	-	-	-	-	-	-	-					
Dehiattakandiya	-	200.00 - 240.00	160.00 - 200.00	100.00 - 120.00	140.00 - 160.00	120.00 - 140.00	80.00 - 100.00	120.00 - 140.00	60.00 - 80.00					
Nuwaraeliya	-	200.00 - 210.00	150.00 - 160.00	80.00 - 90.00	110.00 - 120.00	110.00 - 120.00	100.00 - 110.00	120.00 - 130.00	60.00 - 70.00					
Kandy	-	280.00 - 300.00	160.00 - 180.00	100.00 - 120.00	120.00 - 140.00	100.00 - 120.00	80.00 - 100.00	140.00 - 160.00	50.00 - 60.00					
Puttalam	-	260.00 - 280.00	150.00 - 160.00	150.00 - 160.00	110.00 - 120.00	100.00 - 115.00	90.00 - 100.00	150.00 - 160.00	95.00 - 100.00					
Hambantota	-	220.00 - 260.00	140.00 - 160.00	120.00 - 150.00	100.00 - 130.00	100.00 - 140.00	80.00 - 100.00	120.00 - 160.00	60.00 - 80.00					
Rathnapura	-	240.00 - 240.00	150.00 - 160.00	120.00 - 130.00	160.00 - 160.00	140.00 - 140.00	110.00 - 120.00	140.00 - 160.00	100.00 - 120.00					
Matara	-	240.00 - 280.00	160.00 - 180.00	100.00 - 120.00	120.00 - 140.00	120.00 - 140.00	60.00 - 80.00	120.00 - 160.00	80.00 - 100.00					
Galle	-	-	-	-	-	-	-	-	-					
Tissamaharama	-	220.00 - 240.00	140.00 - 150.00	90.00 - 90.00	120.00 - 140.00	110.00 - 120.00	70.00 - 90.00	-	50.00 - 65.00					
Meegoda (DEC)	-	280.00 - 280.00	160.00 - 180.00	120.00 - 140.00	160.00 - 160.00	140.00 - 160.00	120.00 - 140.00	140.00 - 160.00	80.00 - 100.00					
Embilipitiya	-	200.00 - 240.00	160.00 - 200.00	140.00 - 160.00	120.00 - 160.00	120.00 - 160.00	100.00 - 120.00	160.00 - 200.00	100.00 - 140.00					
Jaffna	-	-	-	-	-	-	-	-	-					
Vavuniya	-	200.00 - 240.00	160.00 - 180.00	140.00 - 160.00	120.00 - 140.00	-	80.00 - 120.00	100.00 - 140.00	100.00 - 100.00					
Mannar	-	240.00 - 260.00	160.00 - 180.00	120.00 - 140.00	120.00 - 140.00	-	-	140.00 - 160.00	80.00 - 100.00					
Killinochchi	-	-	-	-	-	-	-	-	-					
Mullaittivu	-	220.00 - 240.00	140.00 - 160.00	90.00 - 100.00	100.00 - 110.00	-	80.00 - 100.00	120.00 - 130.00	80.00 - 100.00					
Batticaloa	-	220.00 - 250.00	120.00 - 140.00	80.00 - 100.00	80.00 - 100.00	70.00 - 90.00	70.00 - 80.00	100.00 - 120.00	50.00 - 70.00					
Trincomalee	-	-	-	-	-	-	-	-	-					
Hanguranketha	-	180.00 - 200.00	120.00 - 130.00	70.00 - 80.00	110.00 - 120.00	70.00 - 90.00	50.00 - 60.00	70.00 - 80.00	50.00 - 60.00					

Table 07 (Contd.)

LOCATIONS	Low Country Varieties																			
	Ladies Fingers		Brinjal		Capsicum		Pumpkin		Cucumber		Bitter Gourd		Snake Gourd		Drumstick		Luffa		Long Beans	
Colombo	100.00	160.00	110.00	200.00	300.00	400.00	90.00	140.00	70.00	120.00	140.00	240.00	100.00	160.00	100.00	200.00	100.00	160.00	120.00	200.00
Gampaha	120.00	160.00	120.00	200.00	320.00	400.00	120.00	160.00	80.00	120.00	160.00	240.00	120.00	200.00	160.00	200.00	120.00	200.00	120.00	160.00
Kurunegala	80.00	110.00	100.00	120.00	240.00	260.00	100.00	110.00	60.00	100.00	120.00	160.00	100.00	120.00	100.00	120.00	100.00	130.00	100.00	120.00
Nikaweratiya	80.00	110.00	120.00	140.00	270.00	280.00	90.00	110.00	70.00	100.00	200.00	220.00	100.00	140.00	-	-	120.00	140.00	80.00	120.00
Dambulla	100.00	120.00	120.00	140.00	300.00	320.00	80.00	100.00	60.00	80.00	140.00	160.00	100.00	120.00	120.00	140.00	120.00	140.00	100.00	120.00
Anuradhapura	80.00	80.00	120.00	160.00	280.00	320.00	120.00	160.00	80.00	80.00	120.00	160.00	120.00	140.00	80.00	140.00	120.00	160.00	120.00	160.00
Thambuthhegama	50.00	60.00	90.00	110.00	230.00	270.00	50.00	80.00	40.00	50.00	100.00	140.00	65.00	80.00	-	-	70.00	90.00	80.00	100.00
Polonnaruwa	90.00	100.00	130.00	140.00	250.00	270.00	90.00	110.00	70.00	80.00	220.00	230.00	100.00	120.00	160.00	160.00	120.00	140.00	90.00	100.00
Kaluthara	160.00	180.00	160.00	180.00	280.00	320.00	120.00	120.00	120.00	120.00	240.00	250.00	120.00	130.00	180.00	200.00	160.00	180.00	120.00	130.00
Badulla	120.00	140.00	120.00	140.00	320.00	400.00	120.00	160.00	80.00	120.00	180.00	220.00	120.00	140.00	100.00	120.00	120.00	160.00	120.00	160.00
Keppetipola	100.00	120.00	100.00	120.00	220.00	240.00	100.00	120.00	80.00	100.00	120.00	140.00	120.00	120.00	80.00	120.00	100.00	120.00	120.00	120.00
Moneragala	-	-	-	-	-	-	-	-	-	-	-	-	-	-	-	-	-	-	-	-
Kegalle	120.00	140.00	120.00	140.00	280.00	300.00	100.00	120.00	70.00	90.00	120.00	140.00	100.00	120.00	100.00	120.00	140.00	160.00	140.00	160.00
Ampara	-	-	-	-	-	-	-	-	-	-	-	-	-	-	-	-	-	-	-	-
Dehiattakandiya	80.00	100.00	80.00	100.00	240.00	280.00	80.00	100.00	80.00	80.00	160.00	200.00	80.00	120.00	80.00	120.00	140.00	160.00	80.00	100.00
Nuwaraeliya	120.00	130.00	150.00	160.00	300.00	320.00	130.00	140.00	70.00	80.00	160.00	170.00	100.00	120.00	160.00	170.00	120.00	130.00	120.00	130.00
Kandy	100.00	120.00	140.00	160.00	360.00	400.00	100.00	120.00	80.00	100.00	140.00	160.00	100.00	120.00	100.00	120.00	120.00	140.00	120.00	140.00
Puttalam	90.00	100.00	155.00	165.00	315.00	330.00	95.00	105.00	75.00	85.00	-	-	115.00	130.00	-	-	125.00	140.00	110.00	120.00
Rathnapura	120.00	120.00	150.00	160.00	320.00	330.00	80.00	90.00	100.00	100.00	160.00	160.00	130.00	140.00	120.00	120.00	140.00	140.00	140.00	150.00
Hambantota	70.00	100.00	100.00	140.00	260.00	300.00	80.00	100.00	60.00	80.00	140.00	180.00	100.00	140.00	60.00	80.00	100.00	140.00	100.00	140.00
Matara	80.00	100.00	140.00	160.00	280.00	320.00	100.00	140.00	80.00	100.00	200.00	240.00	100.00	120.00	80.00	90.00	140.00	160.00	140.00	160.00
Galle	-	-	-	-	-	-	-	-	-	-	-	-	-	-	-	-	-	-	-	-
Tissamaharama	70.00	80.00	130.00	140.00	280.00	300.00	80.00	100.00	70.00	80.00	200.00	240.00	100.00	125.00	100.00	120.00	120.00	140.00	100.00	120.00
Meegoda (DEC)	120.00	120.00	160.00	160.00	300.00	320.00	120.00	160.00	80.00	100.00	160.00	200.00	120.00	140.00	120.00	140.00	140.00	160.00	120.00	140.00
Embilipitiya	70.00	90.00	100.00	120.00	200.00	250.00	60.00	120.00	80.00	100.00	160.00	250.00	100.00	120.00	100.00	120.00	100.00	140.00	100.00	140.00
Jaffna	-	-	-	-	-	-	-	-	-	-	-	-	-	-	-	-	-	-	-	-
Vavuniya	100.00	120.00	80.00	120.00	280.00	320.00	60.00	80.00	100.00	120.00	200.00	240.00	140.00	160.00	-	-	120.00	140.00	100.00	120.00
Mannar	100.00	120.00	140.00	160.00	-	-	100.00	120.00	-	-	160.00	180.00	100.00	120.00	-	-	-	-	100.00	120.00
Killinochchi	-	-	-	-	-	-	-	-	-	-	-	-	-	-	-	-	-	-	-	-
Mullaittivu	70.00	80.00	100.00	120.00	300.00	320.00	60.00	80.00	-	-	160.00	180.00	80.00	100.00	100.00	120.00	-	-	80.00	100.00
Batticaloa	80.00	100.00	100.00	120.00	250.00	280.00	50.00	60.00	40.00	50.00	-	-	80.00	100.00	80.00	100.00	60.00	80.00	80.00	100.00
Trincomalee	-	-	-	-	-	-	-	-	-	-	-	-	-	-	-	-	-	-	-	-
Hanguranketha	80.00	100.00	90.00	100.00	280.00	300.00	60.00	70.00	50.00	60.00	130.00	140.00	80.00	90.00	80.00	80.00	110.00	120.00	90.00	100.00

Table 07 (Contd.)

LOCATIONS	Low Country Varieties					Leafy Vegetable			Coconut (Rs/Nut)	
	Ash Plantain	Green Chillies	Lime	Sweet Potato	Manioc	Mukunuwenna	Kankun	Gotukola	Large	Small
Colombo	140.00 - 200.00	250.00 - 400.00	180.00 - 380.00	100.00 - 140.00	100.00 - 140.00	30.00 - 50.00	30.00 - 50.00	35.00 - 50.00	70.00 - 80.00	60.00 - 65.00
Gampaha	160.00 - 200.00	300.00 - 400.00	300.00 - 400.00	120.00 - 160.00	100.00 - 120.00	40.00 - 40.00	40.00 - 40.00	20.00 - 20.00	70.00 - 80.00	50.00 - 50.00
Kurunegala	100.00 - 140.00	320.00 - 380.00	280.00 - 350.00	80.00 - 100.00	80.00 - 100.00	30.00 - 38.00	30.00 - 40.00	25.00 - 30.00	65.00 - 70.00	55.00 - 62.00
Nikaweratiya	130.00 - 150.00	330.00 - 350.00	200.00 - 230.00	100.00 - 125.00	100.00 - 125.00	25.00 - 35.00	25.00 - 35.00	20.00 - 30.00	65.00 - 70.00	60.00 - 62.00
Dambulla	130.00 - 140.00	400.00 - 500.00	150.00 - 200.00	80.00 - 100.00	100.00 - 120.00	25.00 - 35.00	25.00 - 35.00	20.00 - 30.00	65.00 - 70.00	60.00 - 62.00
Anuradhapura	120.00 - 140.00	400.00 - 500.00	200.00 - 300.00	120.00 - 120.00	120.00 - 120.00	20.00 - 20.00	20.00 - 20.00	20.00 - 20.00	70.00 - 75.00	55.00 - 65.00
Thambuththegama	-	200.00 - 260.00	120.00 - 160.00	-	80.00 - 90.00	15.00 - 30.00	15.00 - 30.00	15.00 - 30.00	60.00 - 65.00	50.00 - 55.00
Polonnaruwa	100.00 - 120.00	350.00 - 400.00	200.00 - 250.00	90.00 - 100.00	120.00 - 120.00	20.00 - 20.00	30.00 - 30.00	20.00 - 20.00	65.00 - 70.00	50.00 - 50.00
Kaluthara	120.00 - 120.00	500.00 - 500.00	380.00 - 400.00	100.00 - 100.00	120.00 - 120.00	40.00 - 40.00	40.00 - 40.00	40.00 - 40.00	70.00 - 70.00	55.00 - 55.00
Badulla	120.00 - 160.00	350.00 - 400.00	250.00 - 300.00	100.00 - 120.00	90.00 - 100.00	25.00 - 40.00	25.00 - 40.00	25.00 - 40.00	70.00 - 80.00	50.00 - 60.00
Keppetipola	120.00 - 120.00	300.00 - 350.00	300.00 - 350.00	120.00 - 120.00	120.00 - 120.00	30.00 - 35.00	30.00 - 35.00	35.00 - 40.00	70.00 - 70.00	60.00 - 60.00
Moneragala	-	-	-	-	-	-	-	-	-	-
Kegalle	120.00 - 140.00	350.00 - 380.00	250.00 - 280.00	100.00 - 120.00	80.00 - 90.00	40.00 - 40.00	40.00 - 40.00	30.00 - 30.00	65.00 - 70.00	55.00 - 60.00
Ampara	-	-	-	-	-	-	-	-	-	-
Dehiattakandiya	100.00 - 120.00	400.00 - 450.00	200.00 - 250.00	100.00 - 120.00	100.00 - 100.00	20.00 - 20.00	20.00 - 30.00	20.00 - 20.00	65.00 - 70.00	50.00 - 60.00
Nuwaraeliya	100.00 - 130.00	350.00 - 400.00	220.00 - 240.00	130.00 - 140.00	120.00 - 130.00	35.00 - 40.00	35.00 - 40.00	30.00 - 35.00	74.00 - 75.00	70.00 - 72.00
Kandy	120.00 - 140.00	380.00 - 400.00	200.00 - 240.00	80.00 - 100.00	120.00 - 130.00	20.00 - 30.00	25.00 - 30.00	15.00 - 20.00	70.00 - 75.00	55.00 - 60.00
Puttalam	110.00 - 120.00	390.00 - 400.00	198.00 - 210.00	-	-	25.00 - 30.00	20.00 - 25.00	20.00 - 20.00	55.00 - 60.00	45.00 - 45.00
Rathnapura	130.00 - 140.00	500.00 - 500.00	300.00 - 300.00	120.00 - 120.00	80.00 - 80.00	50.00 - 50.00	50.00 - 50.00	50.00 - 50.00	70.00 - 75.00	50.00 - 60.00
Hambanthota	70.00 - 100.00	280.00 - 320.00	250.00 - 350.00	100.00 - 120.00	90.00 - 100.00	20.00 - 30.00	25.00 - 30.00	30.00 - 40.00	75.00 - 85.00	65.00 - 70.00
Matara	100.00 - 120.00	320.00 - 400.00	200.00 - 260.00	100.00 - 110.00	100.00 - 120.00	25.00 - 30.00	25.00 - 30.00	50.00 - 60.00	75.00 - 90.00	65.00 - 70.00
Galle	-	-	-	-	-	-	-	-	-	-
Tissamaharama	80.00 - 100.00	280.00 - 320.00	200.00 - 220.00	90.00 - 100.00	100.00 - 110.00	25.00 - 30.00	25.00 - 30.00	40.00 - 50.00	55.00 - 60.00	45.00 - 45.00
Meegoda (DEC)	160.00 - 160.00	300.00 - 400.00	280.00 - 300.00	120.00 - 140.00	120.00 - 120.00	35.00 - 40.00	35.00 - 40.00	50.00 - 50.00	70.00 - 80.00	60.00 - 65.00
Embilipitiya	80.00 - 100.00	350.00 - 400.00	400.00 - 450.00	110.00 - 120.00	80.00 - 120.00	20.00 - 30.00	20.00 - 30.00	35.00 - 50.00	60.00 - 80.00	45.00 - 55.00
Jaffna	-	-	-	-	-	-	-	-	-	-
Vavuniya	100.00 - 120.00	300.00 - 340.00	150.00 - 180.00	100.00 - 120.00	90.00 - 100.00	30.00 - 35.00	25.00 - 30.00	30.00 - 35.00	70.00 - 80.00	60.00 - 65.00
Mannar	120.00 - 140.00	350.00 - 400.00	250.00 - 300.00	100.00 - 120.00	140.00 - 160.00	25.00 - 30.00	30.00 - 35.00	25.00 - 30.00	55.00 - 60.00	45.00 - 50.00
Killinochchi	-	-	-	-	-	-	-	-	-	-
Mullaitivu	130.00 - 150.00	250.00 - 280.00	160.00 - 180.00	100.00 - 120.00	80.00 - 90.00	30.00 - 35.00	25.00 - 30.00	25.00 - 30.00	70.00 - 80.00	55.00 - 65.00
Batticaloa	100.00 - 120.00	240.00 - 300.00	220.00 - 250.00	80.00 - 100.00	80.00 - 100.00	30.00 - 40.00	30.00 - 30.00	20.00 - 30.00	60.00 - 80.00	50.00 - 50.00
Trincomalee	-	-	-	-	-	-	-	-	-	-
Hanguranketha	120.00 - 120.00	240.00 - 260.00	150.00 - 170.00	70.00 - 80.00	90.00 - 100.00	15.00 - 20.00	15.00 - 20.00	12.00 - 20.00	65.00 - 70.00	45.00 - 50.00

Table 08: Selected Markets: Retail Price of Fruits (Rs/each & Rs/Kg)

Week 31 : 31 July - 06 August 2020

LOCATIONS	Banana					Pineapple			Mango	
	Ambul (Rs/Kg)	Kolikuttu (Rs/Kg)	Seeni (Rs/Kg)	Anamalu	Ambun	Large	Medium	Small	Betti	Karthakolomban
Colombo	130.00 - 160.00	240.00 - 260.00	120.00 - 150.00	18.00 - 25.00	23.00 - 30.00	250.00 - 300.00	200.00 - 240.00	140.00 - 180.00	-	80.00 - 140.00
Gampaha	130.00 - 140.00	200.00 - 250.00	120.00 - 140.00	16.00 - 20.00	18.00 - 20.00	250.00 - 300.00	150.00 - 200.00	80.00 - 100.00	-	-
Kurunegala	100.00 - 120.00	220.00 - 250.00	100.00 - 120.00	18.00 - 23.00	20.00 - 23.00	220.00 - 260.00	140.00 - 180.00	80.00 - 100.00	-	40.00 - 60.00
Nikaweratiya	110.00 - 130.00	220.00 - 250.00	110.00 - 130.00	-	-	220.00 - 230.00	140.00 - 150.00	80.00 - 100.00	-	70.00 - 80.00
Dambulla	140.00 - 150.00	260.00 - 280.00	140.00 - 150.00	-	38.00 - 42.00	240.00 - 260.00	160.00 - 200.00	100.00 - 120.00	30.00 - 40.00	80.00 - 100.00
Anuradhapura	120.00 - 130.00	240.00 - 260.00	100.00 - 120.00	16.00 - 20.00	20.00 - 25.00	250.00 - 260.00	150.00 - 180.00	70.00 - 100.00	-	40.00 - 45.00
Thambuththegama	110.00 - 130.00	270.00 - 300.00	100.00 - 130.00	20.00 - 23.00	25.00 - 30.00	280.00 - 300.00	200.00 - 250.00	150.00 - 150.00	-	-
Polonnaruwa	120.00 - 130.00	260.00 - 270.00	100.00 - 110.00	-	-	250.00 - 260.00	150.00 - 160.00	80.00 - 100.00	-	60.00 - 70.00
Kaluthara	140.00 - 150.00	230.00 - 250.00	120.00 - 130.00	18.00 - 18.00	22.50 - 22.50	-	180.00 - 200.00	100.00 - 120.00	40.00 - 40.00	60.00 - 60.00
Badulla	100.00 - 120.00	200.00 - 220.00	100.00 - 120.00	18.00 - 20.00	25.00 - 30.00	-	200.00 - 250.00	140.00 - 180.00	25.00 - 30.00	50.00 - 60.00
Keppetipola	120.00 - 130.00	180.00 - 200.00	120.00 - 120.00	18.00 - 18.00	20.00 - 21.00	-	180.00 - 200.00	100.00 - 140.00	-	-
Moneragala	-	-	-	-	-	-	-	-	-	-
Kegalle	110.00 - 120.00	240.00 - 250.00	110.00 - 120.00	20.00 - 25.00	25.00 - 30.00	220.00 - 240.00	130.00 - 160.00	70.00 - 80.00	-	70.00 - 80.00
Ampara	-	-	-	-	-	-	-	-	-	-
Dehiattakandiya	120.00 - 130.00	220.00 - 250.00	80.00 - 120.00	14.00 - 18.00	30.00 - 35.00	220.00 - 250.00	150.00 - 180.00	100.00 - 100.00	-	-
Nuwaraeliya	150.00 - 160.00	250.00 - 280.00	140.00 - 160.00	24.00 - 25.00	35.00 - 38.00	230.00 - 240.00	180.00 - 190.00	100.00 - 120.00	25.00 - 30.00	40.00 - 50.00
Kandy	120.00 - 130.00	250.00 - 260.00	120.00 - 130.00	15.00 - 18.00	25.00 - 27.00	250.00 - 260.00	150.00 - 180.00	70.00 - 80.00	-	60.00 - 70.00
Puttalam	80.00 - 85.00	195.00 - 200.00	90.00 - 100.00	-	19.00 - 20.00	-	-	-	-	-
Rathnapura	100.00 - 100.00	200.00 - 200.00	100.00 - 100.00	-	-	200.00 - 200.00	100.00 - 150.00	60.00 - 80.00	-	35.00 - 50.00
Hambantota	100.00 - 120.00	180.00 - 220.00	100.00 - 120.00	18.00 - 20.00	20.00 - 24.00	200.00 - 220.00	160.00 - 180.00	140.00 - 150.00	-	35.00 - 40.00
Matara	100.00 - 120.00	230.00 - 240.00	100.00 - 120.00	24.00 - 26.00	26.00 - 28.00	250.00 - 280.00	-	-	-	60.00 - 80.00
Galle	-	-	-	-	-	-	-	-	-	-
Tissamaharama	80.00 - 100.00	175.00 - 180.00	100.00 - 120.00	-	-	-	-	120.00 - 150.00	-	40.00 - 45.00
Meegoda (DEC)	120.00 - 120.00	240.00 - 250.00	120.00 - 130.00	-	-	320.00 - 320.00	-	-	-	50.00 - 70.00
Embilipitiya	80.00 - 110.00	200.00 - 240.00	80.00 - 100.00	12.00 - 15.00	20.00 - 30.00	200.00 - 220.00	140.00 - 180.00	70.00 - 120.00	20.00 - 25.00	40.00 - 50.00
Jaffna	-	-	-	-	-	-	-	-	-	-
Vavuniya	100.00 - 120.00	220.00 - 250.00	100.00 - 120.00	15.00 - 20.00	15.00 - 18.00	180.00 - 200.00	150.00 - 170.00	100.00 - 120.00	-	70.00 - 80.00
Mannar	80.00 - 100.00	200.00 - 220.00	80.00 - 100.00	15.00 - 17.00	-	-	-	-	-	-
Killinochchi	-	-	-	-	-	-	-	-	-	-
Mullaittivu	100.00 - 130.00	200.00 - 220.00	-	-	20.00 - 23.00	220.00 - 250.00	160.00 - 180.00	100.00 - 120.00	-	60.00 - 80.00
Batticaloa	70.00 - 100.00	180.00 - 200.00	80.00 - 120.00	15.00 - 20.00	30.00 - 40.00	180.00 - 220.00	130.00 - 160.00	-	-	-
Trincomalee	-	-	-	-	-	-	-	-	-	-

Table 08 (Contd.)

LOCATIONS	Mango				Other Fruits							
	Vilad		Kohu		Papaw (Rs/Kg)	Passion	Wood Apple	Orange	Avocado	Slime Apple	Grapes (Rs/Kg)	King Coconut
Colombo	60.00 - 80.00	-	-	-	80.00 - 120.00	12.00 - 18.00	30.00 - 50.00	40.00 - 70.00	50.00 - 80.00	60.00 - 80.00	900.00 - 1000.00	60.00 - 80.00
Gampaha	-	-	-	-	70.00 - 80.00	-	70.00 - 80.00	60.00 - 60.00	50.00 - 80.00	80.00 - 80.00	1000.00 - 1000.00	60.00 - 80.00
Kurunegala	-	-	-	-	80.00 - 110.00	-	30.00 - 40.00	40.00 - 50.00	50.00 - 70.00	30.00 - 45.00	800.00 - 1000.00	60.00 - 70.00
Nikaweratiya	-	-	-	-	80.00 - 100.00	13.00 - 15.00	-	50.00 - 70.00	50.00 - 80.00	40.00 - 60.00	900.00 - 1000.00	60.00 - 70.00
Dambulla	40.00 - 50.00	15.00 - 20.00	-	-	70.00 - 80.00	20.00 - 25.00	40.00 - 50.00	30.00 - 40.00	35.00 - 50.00	40.00 - 50.00	900.00 - 1000.00	70.00 - 80.00
Anuradhapura	-	-	-	-	60.00 - 60.00	-	15.00 - 18.00	60.00 - 60.00	40.00 - 50.00	45.00 - 55.00	800.00 - 1000.00	60.00 - 75.00
Thambuththegama	-	-	-	-	50.00 - 60.00	-	-	-	40.00 - 60.00	-	1000.00 - 1000.00	60.00 - 70.00
Polonnaruwa	-	-	-	-	90.00 - 100.00	-	-	60.00 - 70.00	30.00 - 35.00	20.00 - 20.00	900.00 - 950.00	70.00 - 70.00
Kaluthara	-	-	-	-	130.00 - 140.00	-	30.00 - 40.00	50.00 - 50.00	40.00 - 50.00	30.00 - 40.00	800.00 - 1000.00	60.00 - 70.00
Badulla	20.00 - 30.00	15.00 - 18.00	-	-	60.00 - 70.00	12.00 - 14.00	20.00 - 25.00	30.00 - 35.00	25.00 - 30.00	25.00 - 30.00	900.00 - 1000.00	70.00 - 80.00
Keppetipola	25.00 - 30.00	-	-	-	100.00 - 100.00	-	35.00 - 40.00	-	20.00 - 25.00	25.00 - 30.00	950.00 - 1000.00	70.00 - 80.00
Moneragala	-	-	-	-	-	-	-	-	-	-	-	-
Kegalle	-	-	-	-	60.00 - 80.00	20.00 - 25.00	40.00 - 50.00	70.00 - 75.00	30.00 - 40.00	35.00 - 40.00	1000.00 - 1000.00	60.00 - 60.00
Ampara	-	-	-	-	-	-	-	-	-	-	-	-
Dehiattakandiya	-	-	-	-	70.00 - 80.00	-	-	80.00 - 80.00	25.00 - 40.00	10.00 - 12.00	1000.00 - 1100.00	70.00 - 70.00
Nuwaraeliya	30.00 - 35.00	15.00 - 20.00	-	-	70.00 - 80.00	10.00 - 15.00	45.00 - 50.00	40.00 - 45.00	35.00 - 40.00	40.00 - 50.00	850.00 - 1000.00	70.00 - 80.00
Kandy	-	-	-	-	80.00 - 90.00	7.00 - 8.00	25.00 - 30.00	40.00 - 50.00	30.00 - 40.00	30.00 - 35.00	900.00 - 1000.00	70.00 - 80.00
Puttalam	-	-	-	-	-	-	-	-	30.00 - 40.00	-	-	60.00 - 70.00
Hambantota	-	-	-	-	50.00 - 70.00	-	15.00 - 20.00	40.00 - 45.00	25.00 - 30.00	-	900.00 - 950.00	50.00 - 60.00
Rathnapura	-	-	-	-	80.00 - 80.00	-	50.00 - 50.00	50.00 - 50.00	-	50.00 - 50.00	1000.00 - 1000.00	-
Matara	-	-	-	-	60.00 - 70.00	10.00 - 12.00	18.00 - 20.00	60.00 - 80.00	40.00 - 50.00	40.00 - 60.00	900.00 - 1000.00	60.00 - 70.00
Galle	-	-	-	-	-	-	-	-	-	-	-	-
Tissamaharama	-	-	-	-	70.00 - 80.00	-	-	-	40.00 - 50.00	-	900.00 - 1000.00	55.00 - 65.00
Meegoda (DEC)	-	-	-	-	70.00 - 80.00	-	25.00 - 30.00	-	20.00 - 30.00	40.00 - 50.00	900.00 - 1000.00	50.00 - 60.00
Embilipitiya	15.00 - 25.00	10.00 - 15.00	-	-	60.00 - 90.00	10.00 - 12.00	20.00 - 50.00	50.00 - 70.00	30.00 - 40.00	10.00 - 15.00	980.00 - 1075.00	60.00 - 80.00
Jaffna	-	-	-	-	-	-	-	-	-	-	-	-
Vavuniya	15.00 - 25.00	-	-	-	60.00 - 80.00	15.00 - 20.00	-	60.00 - 70.00	60.00 - 70.00	-	1100.00 - 1200.00	60.00 - 80.00
Mannar	-	-	-	-	70.00 - 80.00	-	-	45.00 - 50.00	-	-	1000.00 - 1200.00	60.00 - 70.00
Killinochchi	-	-	-	-	-	-	-	-	-	-	-	-
Mullaittivu	-	-	-	-	70.00 - 90.00	-	-	60.00 - 70.00	-	-	1100.00 - 1200.00	60.00 - 70.00
Batticaloa	10.00 - 20.00	-	-	-	80.00 - 120.00	-	15.00 - 20.00	30.00 - 40.00	35.00 - 60.00	-	-	60.00 - 80.00
Trincomalee	-	-	-	-	-	-	-	-	-	-	-	-

Table 09: Selected Markets: Wholesale Price of Fresh Fish & Eggs (Rs/Kg & Rs/Egg)

Week 31 : 31 July - 06 August 2020

Locations	Sea Fish					
	Salaya	Hurulla	Balaya	Kelawalla	Thora	Paraw
Colombo	250.00 – 300.00	450.00 – 500.00	340.00 – 400.00	450.00 – 600.00	1300.00 – 1400.00	600.00 – 700.00
Kandy	-	-	440.00 – 480.00	750.00 – 780.00	-	720.00 – 750.00
Kaluthara	-	-	300.00 – 350.00	500.00 – 600.00	900.00 – 1100.00	550.00 – 600.00
Puttalam	250.00 – 250.00	440.00 – 450.00	295.00 – 310.00	700.00 – 710.00	1000.00 – 1100.00	690.00 – 700.00
Matara	280.00 – 320.00	-	-	-	1100.00 – 1300.00	860.00 – 900.00
Hambantota	300.00 – 350.00	300.00 – 400.00	400.00 – 450.00	600.00 – 700.00	-	-
Galle	-	-	-	-	-	-
Batticaloa	-	-	-	-	-	-
Trincomalee	-	-	-	-	-	-
Mannar	-	490.00 – 500.00	340.00 – 350.00	-	-	740.00 – 750.00

Locations	Sea Fish				Eggs	
	Mora	Shrimps Small	Thalapath	Teppeli	Brown	White
Colombo	650.00 – 770.00	950.00 – 1100.00	850.00 – 950.00	-	21.50 – 21.50	20.50 – 20.50
Kandy	700.00 – 720.00	-	950.00 – 980.00	-	20.00 – 21.00	19.00 – 20.00
Kaluthara	-	-	700.00 – 800.00	-	-	-
Puttalam	690.00 – 720.00	-	850.00 – 850.00	-	19.00 – 19.00	18.00 – 18.00
Matara	-	-	-	-	-	-
Hambantota	-	1000.00 – 1200.00	-	-	19.00 – 19.50	18.00 – 18.50
Galle	-	-	-	-	-	-
Batticaloa	-	-	-	-	-	-
Trincomalee	-	-	-	-	-	-
Mannar	-	1050.00 – 1100.00	-	-	-	-

Table 10: Selected Markets: Wholesale Price of Dried Fish (Rs/50Kg)

Week 31 : 31 July - 06 August 2020

Locations	Local Dried Fish					
	Sprats	Kattawa	Thora	Mora	Balaya	Anguluwa
Colombo	50000 – 60000	50000 – 60000	-	47500 – 50000	32500 – 35000	57500 – 65000
Kandy	53000 – 54000	58000 – 59000	-	47500 – 50000	34000 – 35000	-
Batticaloa	-	-	-	-	-	-
Trincomalee	-	-	-	-	-	-
Mannar	-	47000 – 47500	-	30000 – 31000	29000 – 30000	-

Locations	Local Dried Fish			Imported Dried Fish		
	Maduwa	Koduwa	Salaya	Sprats	Kattawa	Thora
Colombo	35000 – 37500	-	15000 – 19000	17500 – 22500	45000 – 48000	60000 – 65000
Kandy	-	-	-	20000 – 25000	50000 – 52500	-
Batticaloa	-	-	-	20000 – 22500	-	-
Trincomalee	-	-	-	-	-	-
Mannar	25000 – 27500	-	17000 – 17500	25500 – 26000	-	-

Locations	Imported Dried Fish					
	Mora	Balaya	Anguluwa	Maduwa	Koduwa	Salaya
Colombo	42500 – 47500	30000 – 32500	42500 – 47500	-	-	-
Kandy	42500 – 45000	-	42500 – 45000	-	-	-
Batticaloa	-	-	-	-	-	-
Trincomalee	-	-	-	-	-	-
Mannar	-	-	-	-	-	-

Table 11: Selected Markets: Retail Price of Fresh Fish & Eggs (Rs/Kg & Rs/Eggs)

Week 31 : 31 July - 06 August 2020

LOCATIONS	Sea Fish										Eggs								
	Salaya		Hurulla		Balaya		Kelawalla		Thora		Paraw		Mora		Thalapath		Brown		White
Colombo	280.00 - 480.00	600.00 - 700.00	560.00 - 800.00	900.00 - 1120.00	1600.00 - 2300.00	1200.00 - 1400.00	-	1200.00 - 1480.00	22.00 - 23.00	21.00 - 22.00									
Gampaha	300.00 - 320.00	560.00 - 560.00	700.00 - 700.00	1000.00 - 1200.00	1400.00 - 1800.00	1300.00 - 1400.00	-	1200.00 - 1300.00	22.00 - 23.00	21.00 - 22.00									
Kurunegala	360.00 - 450.00	550.00 - 650.00	680.00 - 750.00	1000.00 - 1200.00	1380.00 - 1450.00	1000.00 - 1100.00	950.00 - 1000.00	1000.00 - 1350.00	21.00 - 22.00	19.00 - 20.00									
Nikaweratiya	370.00 - 420.00	650.00 - 750.00	600.00 - 660.00	960.00 - 1150.00	1300.00 - 1400.00	1000.00 - 1200.00	-	1250.00 - 1350.00	21.00 - 22.00	19.50 - 20.00									
Dambulla	250.00 - 260.00	600.00 - 640.00	460.00 - 480.00	1100.00 - 1200.00	1500.00 - 1500.00	980.00 - 1000.00	880.00 - 900.00	1000.00 - 1200.00	22.00 - 22.50	21.00 - 21.50									
Anuradhapura	300.00 - 320.00	600.00 - 720.00	800.00 - 800.00	1100.00 - 1200.00	1700.00 - 1800.00	1200.00 - 1200.00	1100.00 - 1200.00	1200.00 - 1300.00	-	21.00 - 22.00									
Thambuththegama	300.00 - 300.00	600.00 - 600.00	600.00 - 600.00	1000.00 - 1200.00	-	1000.00 - 1000.00	-	1300.00 - 1400.00	-	19.00 - 21.00									
Polonnaruwa	400.00 - 400.00	600.00 - 600.00	800.00 - 800.00	1100.00 - 1100.00	1400.00 - 1400.00	-	900.00 - 900.00	1250.00 - 1250.00	21.00 - 21.50	19.50 - 20.50									
Kaluthara	400.00 - 400.00	700.00 - 700.00	650.00 - 700.00	960.00 - 1200.00	1400.00 - 1400.00	1200.00 - 1200.00	1000.00 - 1000.00	1200.00 - 1200.00	-	22.00 - 22.00									
Badulla	220.00 - 240.00	450.00 - 480.00	580.00 - 600.00	850.00 - 900.00	-	-	800.00 - 840.00	1100.00 - 1200.00	20.00 - 21.00	19.00 - 20.00									
Keppetipola	280.00 - 280.00	-	400.00 - 450.00	1100.00 - 1100.00	-	-	-	1000.00 - 1000.00	20.00 - 22.00	20.00 - 21.00									
Moneragala	-	-	-	-	-	-	-	-	-	-									
Kegalle	450.00 - 500.00	650.00 - 700.00	850.00 - 900.00	1100.00 - 1200.00	1400.00 - 1450.00	800.00 - 900.00	850.00 - 950.00	1350.00 - 1400.00	21.00 - 22.00	20.00 - 21.00									
Ampara	-	-	-	-	-	-	-	-	-	-									
Dehiattakandiya	-	-	-	-	-	-	-	-	20.50 - 21.00	19.50 - 20.00									
Nuwaraeliya	260.00 - 280.00	460.00 - 480.00	560.00 - 580.00	950.00 - 1000.00	1300.00 - 1400.00	950.00 - 960.00	850.00 - 900.00	1200.00 - 1300.00	22.00 - 23.00	20.00 - 21.00									
Kandy	-	-	580.00 - 600.00	1060.00 - 1100.00	-	840.00 - 860.00	880.00 - 900.00	1060.00 - 1100.00	23.00 - 24.00	21.00 - 22.00									
Puttalam	300.00 - 300.00	490.00 - 500.00	345.00 - 360.00	790.00 - 810.00	1200.00 - 1250.00	800.00 - 820.00	800.00 - 820.00	900.00 - 900.00	20.00 - 20.00	19.00 - 19.00									
Hambantota	400.00 - 450.00	450.00 - 550.00	550.00 - 650.00	750.00 - 850.00	-	-	-	-	21.00 - 22.00	20.00 - 21.00									
Rathnapura	400.00 - 400.00	600.00 - 600.00	660.00 - 660.00	1000.00 - 1000.00	1800.00 - 1800.00	900.00 - 1000.00	900.00 - 900.00	1200.00 - 1200.00	20.00 - 20.00	19.00 - 19.00									
Matara	380.00 - 420.00	-	750.00 - 850.00	1100.00 - 1200.00	1400.00 - 1400.00	960.00 - 1100.00	-	1200.00 - 1300.00	22.00 - 22.00	21.00 - 21.00									
Galle	-	-	-	-	-	-	-	-	-	-									
Tissamaharama	200.00 - 250.00	500.00 - 600.00	700.00 - 800.00	800.00 - 900.00	-	1100.00 - 1200.00	-	1200.00 - 1400.00	21.00 - 22.00	21.00 - 23.00									
Meegoda	400.00 - 440.00	-	-	1120.00 - 1200.00	-	-	-	1400.00 - 1400.00	-	21.00 - 21.00									
Embilipitiya	300.00 - 340.00	-	750.00 - 800.00	1200.00 - 1300.00	-	-	-	1200.00 - 1250.00	20.50 - 21.00	20.00 - 21.00									
Jaffna	-	-	-	-	-	-	-	-	-	-									
Vavuniya	280.00 - 300.00	450.00 - 500.00	500.00 - 600.00	1200.00 - 1400.00	1300.00 - 1400.00	900.00 - 1000.00	1000.00 - 1200.00	1200.00 - 1400.00	21.00 - 22.00	21.00 - 22.00									
Mannar	200.00 - 250.00	500.00 - 550.00	400.00 - 450.00	750.00 - 800.00	-	800.00 - 850.00	-	-	22.00 - 23.00	21.00 - 21.00									
Killinochchi	-	-	-	-	-	-	-	-	-	-									
Mullaittivu	280.00 - 300.00	500.00 - 550.00	500.00 - 600.00	-	-	900.00 - 1000.00	-	-	21.00 - 22.00	20.00 - 21.00									
Batticaloa	230.00 - 250.00	400.00 - 500.00	250.00 - 300.00	800.00 - 1000.00	-	800.00 - 1000.00	800.00 - 1000.00	900.00 - 1000.00	-	19.00 - 20.00									
Trincomalee	-	-	-	-	-	-	-	-	-	-									

Table 12: Selected Markets: Retail Price of Dried Fish (Rs/Kg)

Week 31 : 31 July - 06 August 2020

LOCATIONS	Dried Fish													
	Sprats-Imported		Kattawa		Thora		Mora		Balaya		Anguluwa		Salaya	
Colombo	500.00	800.00	1200.00	1700.00	1600.00	2200.00	1000.00	1400.00	800.00	1300.00	1200.00	1400.00	500.00	800.00
Gampaha	600.00	720.00	1200.00	1400.00	1600.00	2000.00	1100.00	1400.00	800.00	1050.00	1200.00	1400.00	600.00	600.00
Kurunegala	480.00	680.00	1200.00	1200.00	1550.00	1600.00	1100.00	1200.00	750.00	800.00	1000.00	1000.00	560.00	650.00
Nikaweratiya	600.00	720.00	1200.00	1400.00	1600.00	1750.00	1100.00	1250.00	750.00	900.00	1100.00	1250.00	560.00	650.00
Dambulla	600.00	700.00	1400.00	1500.00	-	-	1300.00	1400.00	850.00	900.00	1100.00	1200.00	-	-
Anuradhapura	600.00	600.00	1200.00	1300.00	-	-	1200.00	1300.00	800.00	800.00	1200.00	1300.00	600.00	600.00
Thambuththegama	400.00	480.00	1400.00	1400.00	-	-	1000.00	1100.00	900.00	900.00	1100.00	1100.00	-	-
Polonnaruwa	-	-	1350.00	1400.00	-	-	-	-	850.00	850.00	-	-	-	-
Kaluthara	600.00	600.00	1600.00	1600.00	-	-	1300.00	1300.00	800.00	800.00	1200.00	1200.00	600.00	600.00
Badulla	750.00	800.00	1200.00	1250.00	-	-	1100.00	1200.00	700.00	900.00	1100.00	1200.00	450.00	480.00
Keppetipola	450.00	500.00	1100.00	1150.00	-	-	900.00	1000.00	-	-	-	-	400.00	400.00
Moneragala	-	-	-	-	-	-	-	-	-	-	-	-	-	-
Kegalle	600.00	650.00	1200.00	1200.00	1550.00	1600.00	1150.00	1200.00	780.00	900.00	-	-	-	-
Ampara	-	-	-	-	-	-	-	-	-	-	-	-	-	-
Dehiattakandiya	600.00	600.00	1300.00	1300.00	-	-	-	-	850.00	900.00	-	-	-	-
Nuwaraeliya	440.00	460.00	1300.00	1400.00	-	-	1000.00	1200.00	880.00	930.00	1000.00	1100.00	-	-
Kandy	550.00	750.00	1500.00	1600.00	1700.00	1800.00	1150.00	1200.00	900.00	950.00	-	-	-	-
Puttalam	440.00	660.00	1000.00	1100.00	-	-	1100.00	1200.00	750.00	800.00	-	-	400.00	420.00
Hambantota	520.00	600.00	1000.00	1200.00	-	-	-	-	700.00	900.00	1100.00	1200.00	-	-
Rathnapura	480.00	680.00	1500.00	1600.00	-	-	1100.00	1200.00	880.00	900.00	1300.00	1300.00	620.00	640.00
Matara	600.00	700.00	1200.00	1400.00	-	-	-	-	800.00	850.00	1200.00	1200.00	500.00	500.00
Galle	-	-	-	-	-	-	-	-	-	-	-	-	-	-
Tissamaharama	-	-	1100.00	1200.00	-	-	-	-	900.00	1000.00	-	-	550.00	600.00
Meegoda	560.00	720.00	1300.00	1400.00	-	-	1200.00	1200.00	880.00	1000.00	1200.00	1320.00	-	-
Embilipitiya	500.00	700.00	1400.00	1450.00	-	-	1150.00	1250.00	750.00	900.00	1000.00	1100.00	500.00	600.00
Jaffna	-	-	-	-	-	-	-	-	-	-	-	-	-	-
Vavuniya	600.00	650.00	1200.00	1400.00	-	-	-	-	800.00	900.00	-	-	550.00	600.00
Mannar	550.00	600.00	1000.00	1200.00	-	-	950.00	1000.00	650.00	700.00	-	-	400.00	450.00
Killinochchi	-	-	-	-	-	-	-	-	-	-	-	-	-	-
Mullaittivu	600.00	650.00	1100.00	1300.00	-	-	-	-	-	-	-	-	550.00	600.00
Batticaloa	600.00	680.00	1000.00	1100.00	-	-	800.00	900.00	-	-	-	-	-	-
Trincomalee	-	-	-	-	-	-	-	-	-	-	-	-	-	-

Table 13: Selected Markets: Retail Price of Meat (Rs/Kg)

Week 31 : 31 July - 06 August 2020

LOCATIONS	Meat	Meat (Chicken)		Meat	
	Beef	Broiler	Curry	Mutton	Pork
Colombo	1000.00 - 1200.00	600.00 - 650.00	650.00 - 700.00	1800.00 - 2100.00	700.00 - 880.00
Gampaha	-	530.00 - 650.00	730.00 - 800.00	2000.00 - 2000.00	750.00 - 750.00
Kurunegala	900.00 - 1000.00	500.00 - 600.00	-	1800.00 - 1800.00	700.00 - 800.00
Nikaweratiya	850.00 - 1000.00	500.00 - 600.00	-	1800.00 - 1900.00	-
Dambulla	-	490.00 - 650.00	650.00 - 680.00	-	-
Anuradhapura	-	430.00 - 450.00	-	-	660.00 - 660.00
Thambuththegama	750.00 - 800.00	430.00 - 440.00	-	-	750.00 - 800.00
Polonnaruwa	850.00 - 850.00	520.00 - 530.00	-	1900.00 - 1900.00	700.00 - 700.00
Kaluthara	-	470.00 - 470.00	750.00 - 800.00	-	900.00 - 950.00
Badulla	1000.00 - 1000.00	420.00 - 480.00	650.00 - 700.00	1900.00 - 2000.00	-
Keppetipola	900.00 - 900.00	600.00 - 620.00	600.00 - 600.00	1800.00 - 1800.00	-
Moneragala	-	-	-	-	-
Kegalle	950.00 - 1000.00	470.00 - 480.00	-	1950.00 - 2000.00	800.00 - 850.00
Ampara	-	-	-	-	-
Dehiattakandiya	-	570.00 - 570.00	-	-	700.00 - 750.00
Nuwaraeliya	980.00 - 1000.00	540.00 - 560.00	640.00 - 650.00	2000.00 - 2200.00	660.00 - 680.00
Kandy	900.00 - 950.00	630.00 - 640.00	670.00 - 680.00	1950.00 - 2000.00	-
Puttalam	1000.00 - 1000.00	600.00 - 620.00	620.00 - 650.00	1800.00 - 1800.00	-
Hambantota	800.00 - 900.00	500.00 - 600.00	650.00 - 700.00	1850.00 - 1900.00	-
Rathnapura	1100.00 - 1100.00	580.00 - 620.00	700.00 - 750.00	1800.00 - 1900.00	850.00 - 850.00
Matara	-	420.00 - 430.00	650.00 - 650.00	-	-
Galle	-	-	-	-	-
Tissamaharama	-	580.00 - 600.00	650.00 - 680.00	-	-
Meegoda	-	430.00 - 480.00	-	-	-
Embilipitiya	900.00 - 900.00	390.00 - 580.00	550.00 - 560.00	1900.00 - 2000.00	800.00 - 840.00
Jaffna	-	-	-	-	-
Vavuniya	800.00 - 800.00	600.00 - 700.00	600.00 - 650.00	-	-
Mannar	800.00 - 800.00	600.00 - 650.00	700.00 - 800.00	-	-
Killinochchi	-	-	-	-	-
Mullaitivu	800.00 - 800.00	650.00 - 700.00	650.00 - 700.00	-	-
Batticaloa	900.00 - 1000.00	580.00 - 650.00	700.00 - 800.00	1800.00 - 2000.00	-
Trincomalee	-	-	-	-	-

Table 14: Colombo: Wholesale Prices (Rs/Kg or Rs/Pieces)

Week 31 : 31 July - 06 August 2020

COMMODITY	Range	Average Price			Change Compared to		COMMODITY	Range	Average Price			Change Compared to	
		This Week	Last Week	Last Year	Last Week (%)	Last Year (%)			This Week	Last Week	Last Year	Last Week (%)	Last Year (%)
<u>Rice</u>							<u>Coconut</u>						
Local							Large						
Samba 1	98.00 - 98.00	98.00	98.00	89.80	0.00	9.13	62.00 - 65.00	64.00	63.40	41.70	0.95	53.48	
Samba 2	98.00 - 98.00	98.00	97.60	81.70	0.41	19.95	Small	55.00 - 58.00	56.70	56.30	33.10	0.71	71.30
Samba 3	-	-	-	-	-	-	<u>Fruits (Rs/Fruit)</u>						
Nadu 1	-	-	96.00	87.25	-	-	Plantain						
Nadu 2	92.00 - 95.00	93.50	92.40	81.20	1.19	15.15	Ambul (Rs/Kg)	80.00 - 100.00	93.33	90.00	70.00	3.70	33.33
Raw (Red)	88.00 - 90.00	89.40	89.11	71.50	0.32	25.03	Kolikuttu (Rs/Kg)	180.00 - 220.00	200.00	192.50	157.50	3.90	26.98
Raw (White)	87.00 - 90.00	88.78	88.60	79.40	0.20	11.81	Seeni (Rs/Kg)	80.00 - 100.00	90.00	85.00	70.00	5.88	28.57
Imported							Anamalu						
Samba	-	-	-	-	-	-	Ambun	12.00 - 14.00	13.00	12.83	12.09	1.30	7.52
Nadu	-	-	-	-	-	-	Papaw(Rs/Kg)	15.00 - 18.00	16.33	16.08	15.09	1.55	8.23
Raw (Red)	-	-	-	-	-	-	Passion Fruit	40.00 - 60.00	50.00	36.67	63.08	36.36	-20.73
Raw (White)	-	-	-	-	-	-	Pineapple Large	5.00 - 7.00	5.75	6.00	17.50	-4.17	-67.14
<u>Dried Chillies</u>							Pineapple Medium						
Imported	355.00 - 410.00	390.50	421.50	312.00	-7.35	25.16	Pineapple Small	220.00 - 230.00	224.00	208.18	221.11	7.60	1.31
<u>Onion</u>							Mango						
Sinnan	-	-	73.00	-	-	-	Betti	170.00 - 200.00	180.91	171.82	174.44	5.29	3.71
Vedalan	150.00 - 160.00	155.00	141.00	100.50	9.93	54.23	Karthakolomban	120.00 - 160.00	142.73	139.09	132.22	2.61	7.94
Imported	-	-	-	-	-	-	Vilad	26.00 - 36.00	30.08	26.33	20.75	14.24	44.98
<u>Big Onion</u>							Kohu						
Imported	75.00 - 90.00	81.11	62.00	98.10	30.82	-17.32	29.00 - 38.00	33.75	32.62	30.10	3.48	12.13	
Local	-	-	-	-	-	-	16.00 - 21.00	19.08	18.78	16.50	1.63	15.66	
<u>Potato</u>							<u>Other</u>						
Welimada	-	-	136.00	-	-	-	Wood Apple	7.00 - 10.00	8.33	7.92	14.54	5.26	-42.68
N'Eliya	180.00 - 210.00	191.36	177.14	161.25	8.03	18.68	Orange	25.00 - 40.00	30.77	35.00	31.50	-12.09	-2.32
Imported	110.00 - 130.00	123.00	129.00	100.60	-4.65	22.27	Avocado	25.00 - 40.00	32.57	40.77	27.57	-20.11	18.13
<u>Pulses</u>							Slime Apple						
Green Gram	270.00 - 325.00	294.00	295.50	247.73	-0.51	18.68	Grapes (Imp., Rs/Kg)	24.00 - 45.00	33.79	26.85	24.42	25.85	38.37
Cowpea (White)	340.00 - 360.00	355.50	354.55	230.50	0.27	54.23	King Coconut	533.00 - 643.00	592.21	587.07	649.64	0.88	-8.84
Cowpea (Red)	310.00 - 340.00	324.00	326.50	260.00	-0.77	24.62	<u>Sea Fish</u>						
Red Dhal	135.00 - 138.00	137.10	137.27	104.70	-0.13	30.95	Salaya	250.00 - 300.00	277.00	250.00	193.33	10.80	43.28
<u>Vegetable</u>							Hurulla						
Beans (Butter)	-	-	-	-	-	-	450.00 - 500.00	475.00	469.00	348.00	1.28	36.49	
Beans(Green)	150.00 - 170.00	165.00	164.00	105.00	0.61	57.14	Balaya	340.00 - 400.00	361.00	376.00	365.00	-3.99	-1.10
Carrot	70.00 - 110.00	90.00	89.00	67.00	1.12	34.33	Kelawalla	450.00 - 600.00	545.00	607.00	640.00	-10.21	-14.84
Leeks	50.00 - 100.00	73.00	45.00	32.00	62.22	128.13	Thora	1300.00 - 1400.00	1370.00	1305.00	1277.78	4.98	7.22
Beetroot	70.00 - 120.00	93.64	88.18	57.14	6.19	63.86	Paraw	600.00 - 700.00	650.00	603.00	694.44	7.79	-6.40
Knolkhol	70.00 - 100.00	81.11	62.00	37.00	30.82	119.22	Mora	650.00 - 770.00	702.00	685.00	645.00	2.48	8.84
Raddish	40.00 - 60.00	52.00	43.64	24.50	19.17	112.24	Shrimps (Small)	950.00 - 1100.00	995.00	970.00	1037.50	2.58	-4.10
Cabbage	65.00 - 90.00	76.50	71.36	18.75	7.20	308.00	Thalapath	850.00 - 950.00	894.00	898.00	922.22	-0.45	-3.06
Tomato	30.00 - 50.00	39.00	35.00	78.00	11.43	-50.00	<u>Eggs</u>						
Ladies Fingers	40.00 - 60.00	52.00	50.00	43.50	4.00	19.54	Brown	21.50 - 21.50	21.50	20.50	19.50	4.88	10.26
Brinjal	80.00 - 120.00	95.00	71.00	74.17	33.80	28.09	White	20.50 - 20.50	20.50	19.50	18.50	5.13	10.81
Capsicum	230.00 - 300.00	267.00	198.00	117.00	34.85	128.21	<u>Dried Fish</u>						
Pumpkin	50.00 - 60.00	55.00	43.50	55.00	26.44	0.00	Sprats	1000.00 - 1200.00	1076.36	1090.00	1185.00	-1.25	-9.17
Cucumber	30.00 - 40.00	36.00	25.50	26.00	41.18	38.46	Sprats (Imported)	350.00 - 450.00	392.00	410.00	519.09	-4.39	-24.48
Bitter Gourd	70.00 - 120.00	89.09	86.67	96.15	2.80	-7.35	Kattawa	1000.00 - 1200.00	1088.89	1120.00	1072.73	-2.78	1.51
Snake Gourd	50.00 - 70.00	61.00	60.00	81.00	1.67	-24.69	Kattawa (Imported)	900.00 - 960.00	930.00	942.00	952.22	-1.27	-2.33
Drumstick	30.00 - 50.00	40.00	38.00	46.00	5.26	-13.04	Thora	-	-	-	-	-	-
Luffa	50.00 - 70.00	60.00	58.00	60.00	3.45	0.00	Thora (Imported)	1200.00 - 1300.00	1260.00	1225.00	1250.00	2.86	0.80
Long Beans	50.00 - 80.00	67.00	58.00	58.00	15.52	15.52	Mora	950.00 - 1000.00	975.00	995.00	907.00	-2.01	7.50
Ash Plantain	70.00 - 120.00	95.00	72.00	65.00	31.94	46.15	Mora (Imported)	850.00 - 950.00	915.00	900.00	852.50	1.67	7.33
Green Chillies	180.00 - 220.00	205.00	203.00	172.00	0.99	19.19	Balaya	650.00 - 700.00	675.00	680.00	658.00	-0.74	2.58
Lime	80.00 - 120.00	97.78	146.67	266.00	-33.33	-63.24	Balaya (Imported)	600.00 - 650.00	621.43	633.33	-	-1.88	-
<u>Root Crops</u>							Anguluwa						
Sweet Potato	60.00 - 80.00	69.00	63.50	57.00	8.66	21.05	1150.00 - 1300.00	1216.67	1190.00	905.50	2.24	34.36	
Manioc	40.00 - 60.00	50.00	48.89	46.50	2.27	7.53	Anguluwa (Imported)	850.00 - 950.00	896.00	915.00	831.25	-2.08	7.79
<u>Leafy Vegetable</u>							Maduwa						
Mukunuwenna	20.00 - 25.00	22.50	21.75	22.40	3.45	0.45	700.00 - 750.00	716.67	603.00	640.00	18.85	11.98	
Kankun	20.00 - 25.00	22.50	21.75	22.40	3.45	0.45	Maduwa (Imported)	-	438.00	450.00	-	-	
Gotukola (Rs/Kg)	80.00 - 90.00	85.00	74.44	84.00	14.18	1.19	Koduwa	-	-	-	-	-	
							Koduwa (Imported)	-	-	-	-	-	
							Salaya	300.00 - 380.00	335.56	320.00	375.00	4.86	-10.52
							Salaya (Imported)	-	-	-	-	-	

This Week: Week 31 : 31 July - 06 August 2020
Last Week: Week 30 : 24 - 30 July 2020

Table 15: Colombo &Suburbs: Retail Prices (Rs/Kg or Rs/Piece)

Week 31 : 31 July - 06 August 2020

COMMODITY	Range	Average Price			Change Compared to		COMMODITY	Range	Average Price			Change Compared to	
		This Week	Last Week	Last Year	Last Week	Last Year (%)			This Week	Last Week	Last Year	Last Week	Last Year (%)
Rice							Coconut						
Local							Large						
Samba 1	98.00 - 105.00	100.30	100.77	98.11	-0.47	2.23	Small	60.00 - 65.00	61.52	60.20	39.52	1.32	55.68
Samba 2	-	-	-	89.41	-	-	Fruits (Rs/Fruit)						
Samba 3	-	-	-	-	-	-	Plantain						
Nadu 1	96.00 - 100.00	99.18	98.67	92.59	0.52	7.12	Ambul (Rs/Kg)	130.00 - 160.00	144.55	143.61	104.32	0.93	38.55
Nadu 2	-	-	-	84.29	-	-	Kolikuttu (Rs/Kg)	240.00 - 260.00	252.50	252.78	214.59	-0.28	17.66
Raw (Red)	93.00 - 100.00	96.10	95.90	80.97	0.20	18.69	Seeni (Rs/Kg)	120.00 - 150.00	137.35	136.11	116.11	1.24	18.29
Raw (White)	93.00 - 100.00	95.71	95.64	88.13	0.08	8.60	Anamalu	18.00 - 25.00	21.80	21.03	18.34	0.77	18.85
Imported							Ambun						
Samba	-	-	-	-	-	-	Papaw(Rs/Kg)	80.00 - 120.00	96.36	93.33	117.19	3.03	-17.77
Nadu	-	-	-	-	-	-	Passion Fruit	12.00 - 18.00	14.77	15.36	29.44	-0.59	-49.84
Raw (Red)	-	-	-	-	-	-	Pineapple Large	250.00 - 300.00	272.22	262.69	287.62	9.53	-5.35
Raw (White)	-	-	-	-	-	-	Pineapple Medium	200.00 - 240.00	222.42	220.74	224.29	1.68	-0.83
Dried Chillies							Pineapple Small						
Imported	480.00 - 600.00	526.67	542.50	365.56	-15.83	44.07	140.00 - 180.00	165.94	164.44	161.82	1.49	2.55	
Onion							Mango						
Sinnan	-	-	-	145.56	-	-	Betti	-	-	-	-	-	-
Vedalan	180.00 - 220.00	197.00	231.36	191.67	-34.36	2.78	Karthakolomban	80.00 - 140.00	116.67	85.38	130.00	31.28	-10.26
Imported	-	-	-	-	-	-	Vilad	60.00 - 80.00	73.75	63.85	52.00	9.90	41.83
Big Onion							Kohu						
Imported	90.00 - 120.00	106.67	90.00	123.46	16.67	-13.60	-	-	-	-	-	-	-
Local	-	-	-	-	-	-	Other						
Potato							Wood Apple						
Welimada	-	-	-	-	-	-	30.00 - 50.00	41.94	38.39	42.71	3.55	-1.82	
N'Eliya	220.00 - 260.00	231.43	230.59	242.35	0.84	-4.51	Orange	40.00 - 70.00	52.92	55.77	55.20	-2.85	-4.14
Imported	140.00 - 180.00	163.64	170.77	140.00	-7.13	16.88	Avocado	50.00 - 80.00	70.80	72.86	68.67	-2.06	3.11
Pulses							Slime Apple						
Green Gram	300.00 - 360.00	332.00	337.78	285.52	-5.78	16.28	60.00 - 80.00	72.63	61.09	62.50	11.54	16.21	
Cowpea (White)	380.00 - 400.00	391.76	391.00	282.14	0.76	38.85	Grapes (Imp., Rs/Kg)	900.00 - 1000.00	985.71	959.09	910.71	26.62	8.24
Cowpea (Red)	380.00 - 440.00	404.44	397.78	300.00	6.67	34.81	King Coconut	60.00 - 80.00	67.89	66.84	67.50	1.05	0.58
Red Dhal	140.00 - 160.00	151.50	162.14	124.84	-10.64	21.35	Sea Fish						
Vegetable							Salaya						
Beans (Butter)	-	-	-	-	-	-	280.00 - 480.00	381.18	365.50	296.52	15.68	28.55	
Beans(Green)	200.00 - 260.00	236.92	214.80	180.36	22.12	31.36	Hurulla	600.00 - 700.00	650.00	646.67	470.53	3.33	38.14
Carrot	130.00 - 180.00	159.58	158.52	145.67	1.06	9.55	Balaya	560.00 - 800.00	680.00	696.00	652.73	-16.00	4.18
Leeks	100.00 - 160.00	137.31	135.00	122.96	2.31	11.67	Kelawalla	900.00 - 1120.00	1001.25	1005.00	1052.17	-3.75	-4.84
Beetroot	130.00 - 160.00	151.54	146.92	126.00	4.62	20.27	Thora	1600.00 - 2300.00	1750.00	1680.00	1627.06	70.00	7.56
Knolkhol	120.00 - 160.00	148.08	145.00	112.41	3.08	31.72	Paraw	1200.00 - 1400.00	1253.85	1234.55	1210.00	19.30	3.62
Raddish	100.00 - 160.00	125.00	121.15	101.67	3.85	22.95	Mora	-	-	-	840.00	-	-
Cabbage	110.00 - 200.00	159.23	147.31	102.76	11.92	54.96	Shrimps (Small)	1100.00 - 1320.00	1218.95	1207.37	1208.00	11.58	0.91
Tomato	100.00 - 150.00	130.38	128.85	147.14	1.54	-11.39	Thalapath	1200.00 - 1480.00	1286.88	1300.87	1274.62	-13.99	0.96
Ladies Fingers	100.00 - 160.00	132.69	124.62	114.48	8.08	15.91	Eggs						
Brinjal	110.00 - 200.00	157.31	139.23	134.67	18.08	16.81	Brown	22.00 - 23.00	22.19	21.00	20.55	1.19	7.97
Capsicum	300.00 - 400.00	337.69	263.33	237.86	74.36	41.97	White	21.00 - 22.00	21.41	20.00	19.55	1.41	9.51
Pumpkin	90.00 - 140.00	121.15	118.08	131.00	3.08	-7.52	Dried Fish						
Cucumber	70.00 - 120.00	105.77	97.69	95.63	8.08	10.61	Sprats	1100.00 - 1400.00	1233.33	1266.67	1284.62	-33.33	-3.99
Bitter Gourd	140.00 - 240.00	185.00	174.80	179.29	10.20	3.19	Sprats (Imported)	500.00 - 800.00	676.19	681.74	733.00	-5.55	-7.75
Snake Gourd	100.00 - 160.00	143.46	137.31	144.52	6.15	-0.73	Kattawa	1200.00 - 1700.00	1432.35	1447.73	1461.29	-15.37	-1.98
Drumstick	100.00 - 200.00	159.17	158.00	132.33	1.17	20.28	Thora	1600.00 - 2200.00	1914.29	1885.71	1854.55	28.57	3.22
Luffa	100.00 - 160.00	141.92	140.38	140.00	1.54	1.37	Mora	1000.00 - 1400.00	1188.24	1200.00	1220.69	-11.76	-2.66
Long Beans	120.00 - 200.00	145.77	136.54	127.93	9.23	13.94	Balaya	800.00 - 1300.00	995.00	1054.78	964.52	-59.78	3.16
Ash Plantain	140.00 - 200.00	164.62	150.38	130.71	14.23	25.94	Anguluwa	1200.00 - 1400.00	1250.00	1255.56	1216.00	-5.56	2.80
Green Chillies	250.00 - 400.00	337.20	313.85	357.14	23.35	-5.58	Maduwa	800.00 - 900.00	850.00	760.00	900.00	90.00	-5.56
Lime	180.00 - 380.00	313.75	339.23	453.45	-25.48	-30.81	Koduwa	-	-	-	-	-	-
Root Crops							Salaya						
Sweet Potato	100.00 - 140.00	125.20	119.62	116.79	5.58	7.20	500.00 - 800.00	671.43	587.50	642.69	83.93	4.47	
Manioc	100.00 - 140.00	120.38	115.93	93.10	4.46	29.30	Meat						
Leafy Vegetable							Beef (without Bones)						
Mukunuwenna	30.00 - 50.00	40.28	39.47	40.65	0.80	-0.92	1000.00 - 1200.00	1050.00	1057.14	1022.22	-7.14	2.72	
Kankun	30.00 - 50.00	40.28	39.47	41.74	0.80	-3.50	Chicken (Broiler)	600.00 - 650.00	640.91	620.00	563.13	20.91	13.81
Gotukola	35.00 - 50.00	40.83	40.79	45.91	0.04	-11.06	Chicken (Curry)	650.00 - 700.00	691.25	686.67	594.00	4.58	16.37
							Mutton	1800.00 - 2100.00	1888.89	1888.89	1872.22	0.00	0.89
							Pork	700.00 - 880.00	770.00	770.00	750.00	0.00	2.67

This Week: Week 31 : 31 July - 06 August 2020
 Last Week: Week 30 : 24 - 30 July 2020

Table 16: Farmgate/Producer Prices of Food Commodities in Selected Producing Areas (Rs/Kg)

Week 31 : 31 July - 06 August 2020

COMMODITY	Range	Average Price	COMMODITY	Range	Average Price	COMMODITY	Range	Average Price
<u>Paddy</u>			<u>Vegetable (Up Country)</u>			<u>Snake Gourd</u>		
Short Grain			Beans			Dambulla	48.00 – 64.00	57.20
A'pura	52.00 – 54.00	52.67	Dambulla	157.50 – 177.50	168.50	Hambantota	30.00 – 40.00	36.67
P'narawa	46.87 – 53.12	48.82	Welimada	185.00 – 190.00	188.60	Embilipitiya	60.00 – 70.00	65.00
Kalawewa	48.00 – 52.00	49.40	Badulla	160.00 – 180.00	168.00	Matara	-	
Kurunegala	45.00 – 52.00	49.75	Carrot			A'pura	60.00 – 62.00	60.67
Dehiattakandiya	45.00 – 52.00	48.43	N'Eliya	75.00 – 85.00	80.00	Luffa		
Nikaweratiya	50.00 – 52.00	50.90	Welimada	53.00 – 58.00	55.20	Dambulla	60.00 – 72.00	66.80
Ampara	-		Hanguranketha	80.00 – 85.00	82.50	Hambantota	40.00 – 60.00	50.00
Long Grain (White)			Leeks			Embilipitiya	70.00 – 80.00	75.00
A'pura	45.00 – 48.00	46.50	N'Eliya	30.00 – 35.00	33.00	Matara	-	
P'narawa	40.62 – 50.00	42.97	Welimada	33.00 – 35.00	34.60	A'pura	50.00 – 55.00	53.33
Kalawewa	41.00 – 43.00	41.80	Beetroot			Green Chillies		
Kurunegala	40.00 – 51.00	46.50	N'Eliya	65.00 – 70.00	68.00	Dambulla	190.00 – 220.00	204.00
Dehiattakandiya	38.00 – 48.00	43.50	Dambulla	76.00 – 86.00	80.80	Hambantota	-	
Embilipitiya	-		Kurunegala	-		Embilipitiya	240.00 – 260.00	250.00
Nikaweratiya	41.50 – 50.50	45.10	Welimada	60.00 – 65.00	63.60	Puttalam	145.00 – 155.00	150.00
Matara	-		Hanguranketha	60.00 – 70.00	65.00	A'pura	200.00 – 200.00	200.00
Hambantota	-		Knol Khol			Pumpkin		
Ampara	-		N'Eliya	60.00 – 65.00	63.00	Dambulla	45.00 – 57.00	51.80
Long Grain (Red)			Welimada	63.00 – 68.00	65.80	Hambantota	40.00 – 50.00	43.33
Matara	50.00 – 50.00	50.00	Hanguranketha	40.00 – 60.00	50.00	Embilipitiya	45.00 – 50.00	46.67
Hambantota	50.00 – 51.00	50.33	Raddish			Matara	70.00 – 80.00	73.33
A'pura	-		N'Eliya	35.00 – 40.00	37.00	A'pura	65.00 – 70.00	67.67
Embilipitiya	50.00 – 52.00	50.60	Welimada	25.00 – 30.00	28.20	Moneragala	-	
<u>Other Food Crops</u>			Hambantota	-		Cucumber		
Dried Chillies			Hanguranketha	20.00 – 25.00	22.50	A'pura	23.00 – 30.00	25.75
A'pura	-		Cabbage			Dambulla	24.00 – 28.00	26.80
Kalawewa	-		N'Eliya	65.00 – 70.00	67.00	Hambantota	20.00 – 30.00	23.33
Red Onion			Welimada	55.00 – 58.00	55.75	Matara	-	
Puttalam	-		Badulla	50.00 – 65.00	56.00	Long Beans		
Jaffna	-		Hanguranketha	40.00 – 50.00	45.00	Dambulla	57.00 – 67.00	62.60
Big Onion			Tomato			Hambantota	30.00 – 40.00	33.33
Dambulla	-		Welimada	20.00 – 25.00	22.60	Embilipitiya	60.00 – 75.00	68.00
Kalawewa	-		Hambantota	20.00 – 30.00	25.00	Matara	-	
A'pura	-		Dambulla	25.00 – 33.00	29.00	A'pura	60.00 – 60.00	60.00
Potato			Hanguranketha	20.00 – 30.00	25.00	Ash Plantain		
N'Eliya	185.00 – 190.00	188.00	<u>Vegetable (Low Country)</u>			Hambantota	30.00 – 40.00	36.67
Badulla	-		Ladies Fingers			Embilipitiya	45.00 – 55.00	50.00
Welimada	160.00 – 165.00	163.60	A'pura	32.00 – 35.00	33.33	Matara	-	
<u>Pulses</u>			Dambulla	28.00 – 32.00	30.00	Lime		
Green Gram			Hambantota	-		Hambantota	150.00 – 180.00	160.00
Hambantota	-		Embilipitiya	40.00 – 50.00	47.00	Embilipitiya	100.00 – 120.00	113.00
Moneragala	-		Matara	-		Moneragala	-	
Embilipitiya	225.00 – 230.00	227.50	Brinjal			<u>Fruits (Rs/Kg)</u>		
Nikaweratiya	215.00 – 225.00	219.50	A'pura	80.00 – 80.00	80.00	Banana		
A'pura	190.00 – 200.00	197.00	Dambulla	77.00 – 86.00	81.40	Ambul		
Cowpea			Hambantota	40.00 – 50.00	45.00	Moneragala	-	
Hambantota	-		Embilipitiya	75.00 – 85.00	79.00	Embilipitiya	60.00 – 70.00	64.00
Nikaweratiya	-		Matara	-		Hambantota	-	
Moneragala	-		Welimada	53.00 – 58.00	55.20	Kolikuttu		
Embilipitiya	285.00 – 290.00	287.50	Capsicum			Moneragala	-	
Maize			Badulla	180.00 – 220.00	196.00	Embilipitiya	160.00 – 175.00	169.00
A'pura	60.00 – 70.00	66.25	Welimada	200.00 – 210.00	206.00	Hambantota	120.00 – 150.00	137.50
Kalawewa	-		Bitter Gourd			Papaw		
Gingelly			A'pura	68.00 – 70.00	69.33	Moneragala	-	
A'pura	355.00 – 360.00	358.00	Dambulla	76.00 – 86.00	80.00	Embilipitiya	50.00 – 55.00	52.00
Kalawewa	-		Hambantota	60.00 – 70.00	63.33	Hambantota	30.00 – 40.00	33.75
Black Gram			Embilipitiya	90.00 – 100.00	95.00	Pineapple		
A'pura	550.00 – 580.00	564.00	Matara	-		Divulapitiya	-	
Kalawewa	-							

Annex 01 - Colombo Markets: Retail Prices of Rice and Subsidiary Food Crops (Rs/Kg)

Week 31 : 31 July - 06 August 2020

CROP	PETTAH	MAHARAGAMA	KIRULAPONE	NUGEGODA	NARAHENPITA	DEMATAGODA	THOTALANGA	KADAWATHA	KIRIBATHGODA
<u>Rice</u>									
Local									
Samba 1	98.00 - 100.00	98.00 - 100.00	100.00 - 105.00	100.00 - 100.00	98.00 - 98.00	100.00 - 105.00	98.00 - 100.00	98.00 - 100.00	100.00 - 105.00
Samba 2	-	-	-	-	-	-	-	-	-
Samba 3	-	-	-	-	-	-	-	-	-
Nadu 1	96.00 - 98.00	98.00 - 100.00	100.00 - 100.00	100.00 - 100.00	98.00 - 100.00	98.00 - 100.00	98.00 - 98.00	98.00 - 100.00	100.00 - 100.00
Nadu 2	-	-	-	-	-	-	-	-	-
Raw (Red)	93.00 - 95.00	95.00 - 100.00	100.00 - 100.00	98.00 - 100.00	93.00 - 95.00	93.00 - 98.00	100.00 - 100.00	93.00 - 100.00	98.00 - 100.00
Raw (White)	93.00 - 98.00	95.00 - 100.00	95.00 - 100.00	95.00 - 98.00	95.00 - 98.00	93.00 - 95.00	95.00 - 98.00	93.00 - 95.00	100.00 - 100.00
Imported									
Samba	-	-	-	-	-	-	-	-	-
Nadu	-	-	-	-	-	-	-	-	-
Raw (Red)	-	-	-	-	-	-	-	-	-
Raw (White)	-	-	-	-	-	-	-	-	-
<u>Dried Chillies</u>									
Imported	480.00 - 500.00	500.00 - 550.00	550.00 - 580.00	500.00 - 520.00	580.00 - 580.00	580.00 - 600.00	480.00 - 550.00	480.00 - 500.00	500.00 - 550.00
<u>Red Onion</u>									
Sinnan	-	-	-	-	-	-	-	-	-
Vedalan	180.00 - 180.00	200.00 - 220.00	180.00 - 200.00	180.00 - 200.00	180.00 - 200.00	180.00 - 200.00	200.00 - 220.00	220.00 - 220.00	180.00 - 200.00
Imported	-	-	-	-	-	-	-	-	-
<u>Big Onion</u>									
Imported	100.00 - 100.00	100.00 - 120.00	100.00 - 110.00	100.00 - 120.00	100.00 - 120.00	120.00 - 120.00	90.00 - 100.00	100.00 - 120.00	100.00 - 120.00
Local	-	-	-	-	-	-	-	-	-
<u>Potato</u>									
Welimada	-	-	-	-	-	-	-	-	-
N'Eliya	220.00 - 230.00	220.00 - 230.00	220.00 - 240.00	240.00 - 240.00	220.00 - 240.00	240.00 - 260.00	-	-	220.00 - 220.00
Imported	140.00 - 160.00	-	-	160.00 - 160.00	-	160.00 - 160.00	160.00 - 180.00	180.00 - 180.00	160.00 - 180.00
<u>Pulses</u>									
Green Gram	320.00 - 340.00	300.00 - 320.00	320.00 - 340.00	320.00 - 340.00	300.00 - 320.00	340.00 - 360.00	340.00 - 360.00	340.00 - 360.00	320.00 - 340.00
Cowpea (White)	380.00 - 400.00	380.00 - 400.00	380.00 - 400.00	400.00 - 400.00	380.00 - 380.00	400.00 - 400.00	380.00 - 400.00	380.00 - 400.00	380.00 - 380.00
Cowpea (Red)	400.00 - 440.00	400.00 - 400.00	400.00 - 400.00	400.00 - 440.00	400.00 - 400.00	380.00 - 400.00	400.00 - 440.00	400.00 - 400.00	380.00 - 400.00
Red Dhal	140.00 - 160.00	140.00 - 150.00	140.00 - 150.00	150.00 - 160.00	140.00 - 160.00	140.00 - 160.00	160.00 - 160.00	140.00 - 160.00	160.00 - 160.00

Annex 02 - Colombo Markets: Retail Prices of Vegetables (Rs/Kg) and Coconut (Rs/Nut)

Week 31 : 31 July - 06 August 2020

30

CROP	PETTAH	MAHARAGAMA	KIRULAPONE	NUGEGODA	NARAHENPITA	DEMATAGODA	THOTALANGA	KADAWATHA	KIRIBATHGODA
<i>Vegetable</i>									
Beans	220.00 - 240.00	240.00 - 260.00	240.00 - 260.00	250.00 - 260.00	240.00 - 250.00	250.00 - 260.00	240.00 - 250.00	200.00 - 220.00	200.00 - 200.00
Carrot	150.00 - 160.00	160.00 - 180.00	160.00 - 180.00	160.00 - 180.00	160.00 - 170.00	150.00 - 160.00	130.00 - 140.00	130.00 - 140.00	140.00 - 150.00
Leeks	120.00 - 130.00	150.00 - 160.00	150.00 - 160.00	150.00 - 160.00	130.00 - 140.00	140.00 - 150.00	100.00 - 120.00	120.00 - 140.00	120.00 - 140.00
Beetroot	130.00 - 140.00	150.00 - 160.00	150.00 - 160.00	150.00 - 160.00	140.00 - 150.00	150.00 - 160.00	150.00 - 160.00	140.00 - 160.00	140.00 - 160.00
Knolkhol	120.00 - 130.00	150.00 - 160.00	150.00 - 160.00	140.00 - 150.00	150.00 - 150.00	140.00 - 150.00	140.00 - 160.00	150.00 - 160.00	140.00 - 150.00
Raddish	110.00 - 120.00	150.00 - 160.00	130.00 - 140.00	120.00 - 130.00	120.00 - 130.00	130.00 - 140.00	100.00 - 100.00	100.00 - 120.00	100.00 - 120.00
Cabbage	110.00 - 120.00	180.00 - 200.00	180.00 - 200.00	180.00 - 200.00	150.00 - 160.00	150.00 - 160.00	130.00 - 140.00	140.00 - 160.00	140.00 - 160.00
Tomato	100.00 - 120.00	120.00 - 140.00	140.00 - 150.00	130.00 - 140.00	130.00 - 140.00	130.00 - 140.00	100.00 - 120.00	120.00 - 140.00	120.00 - 140.00
Ladies Fingers	110.00 - 120.00	150.00 - 160.00	140.00 - 150.00	140.00 - 150.00	120.00 - 130.00	130.00 - 140.00	100.00 - 120.00	120.00 - 140.00	120.00 - 140.00
Brinjal	110.00 - 120.00	150.00 - 160.00	150.00 - 160.00	150.00 - 160.00	140.00 - 140.00	130.00 - 140.00	180.00 - 200.00	160.00 - 180.00	180.00 - 200.00
Capsicum	300.00 - 320.00	300.00 - 320.00	300.00 - 320.00	300.00 - 320.00	300.00 - 320.00	320.00 - 350.00	380.00 - 400.00	380.00 - 400.00	350.00 - 400.00
Pumpkin	90.00 - 110.00	130.00 - 140.00	130.00 - 140.00	130.00 - 140.00	110.00 - 120.00	120.00 - 130.00	90.00 - 100.00	120.00 - 120.00	120.00 - 140.00
Cucumber	70.00 - 80.00	100.00 - 120.00	110.00 - 120.00	110.00 - 120.00	100.00 - 120.00	110.00 - 120.00	90.00 - 100.00	100.00 - 120.00	100.00 - 120.00
Bitter Gourd	140.00 - 150.00	200.00 - 240.00	200.00 - 220.00	220.00 - 240.00	150.00 - 160.00	180.00 - 200.00	150.00 - 160.00	150.00 - 160.00	160.00 - 200.00
Snake Gourd	100.00 - 120.00	150.00 - 160.00	150.00 - 160.00	150.00 - 160.00	140.00 - 150.00	140.00 - 150.00	140.00 - 150.00	120.00 - 140.00	140.00 - 160.00
Drumstick	120.00 - 130.00	200.00 - 200.00	200.00 - 200.00	200.00 - 200.00	140.00 - 150.00	150.00 - 160.00	100.00 - 120.00	120.00 - 130.00	160.00 - 200.00
Luffa	100.00 - 120.00	160.00 - 160.00	150.00 - 160.00	150.00 - 160.00	140.00 - 150.00	140.00 - 150.00	120.00 - 130.00	120.00 - 140.00	140.00 - 160.00
Long Beans	120.00 - 130.00	160.00 - 200.00	140.00 - 150.00	150.00 - 160.00	150.00 - 160.00	140.00 - 150.00	140.00 - 140.00	120.00 - 140.00	140.00 - 150.00
Ash Plantain	140.00 - 150.00	150.00 - 160.00	150.00 - 160.00	150.00 - 160.00	160.00 - 160.00	160.00 - 160.00	180.00 - 200.00	180.00 - 180.00	160.00 - 180.00
Green Chillies	250.00 - 260.00	400.00 - 400.00	400.00 - 400.00	380.00 - 400.00	250.00 - 260.00	300.00 - 320.00	280.00 - 320.00	350.00 - 380.00	350.00 - 380.00
Lime	180.00 - 200.00	380.00 - 380.00	320.00 - 350.00	380.00 - 380.00	230.00 - 250.00	280.00 - 300.00	350.00 - 380.00	300.00 - 350.00	320.00 - 350.00
<i>Root Crops</i>									
Sweet Potato	110.00 - 120.00	120.00 - 130.00	130.00 - 140.00	130.00 - 140.00	120.00 - 120.00	140.00 - 140.00	100.00 - 110.00	120.00 - 140.00	120.00 - 130.00
Manioc	100.00 - 110.00	130.00 - 140.00	120.00 - 130.00	120.00 - 130.00	110.00 - 120.00	120.00 - 130.00	100.00 - 120.00	120.00 - 120.00	110.00 - 120.00
<i>Leafy Vegetable</i>									
Mukunuwenna	30.00 - 35.00	40.00 - 40.00	40.00 - 50.00	40.00 - 50.00	35.00 - 40.00	40.00 - 40.00	35.00 - 40.00	40.00 - 40.00	40.00 - 50.00
Kankun	30.00 - 35.00	40.00 - 40.00	40.00 - 50.00	40.00 - 50.00	35.00 - 40.00	40.00 - 40.00	35.00 - 40.00	40.00 - 40.00	40.00 - 50.00
Gotukola	35.00 - 40.00	40.00 - 40.00	40.00 - 50.00	40.00 - 50.00	35.00 - 40.00	40.00 - 40.00	35.00 - 40.00	40.00 - 40.00	40.00 - 50.00
<i>Coconut</i>									
Large	70.00 - 75.00	70.00 - 80.00	70.00 - 75.00	70.00 - 75.00	70.00 - 75.00	70.00 - 75.00	70.00 - 75.00	70.00 - 80.00	70.00 - 80.00
Small	60.00 - 65.00	60.00 - 65.00	60.00 - 65.00	60.00 - 60.00	60.00 - 65.00	60.00 - 60.00	60.00 - 65.00	60.00 - 65.00	60.00 - 65.00

Annex 03 - Colombo Markets: Retail Prices of Fruits (Rs/Kg)

Week 31 : 31 July - 06 August 2020

31

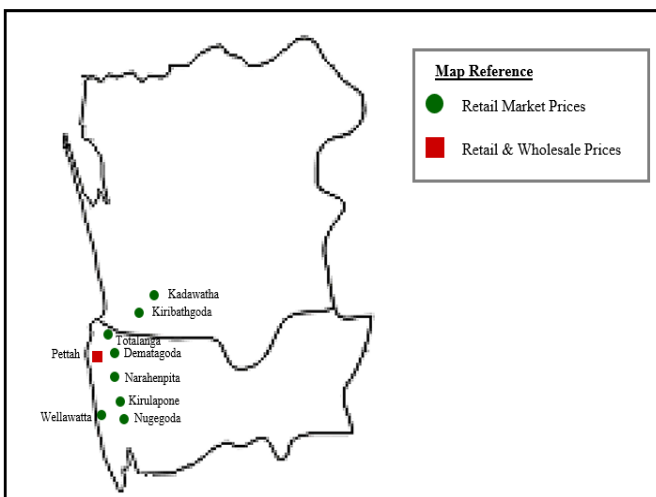
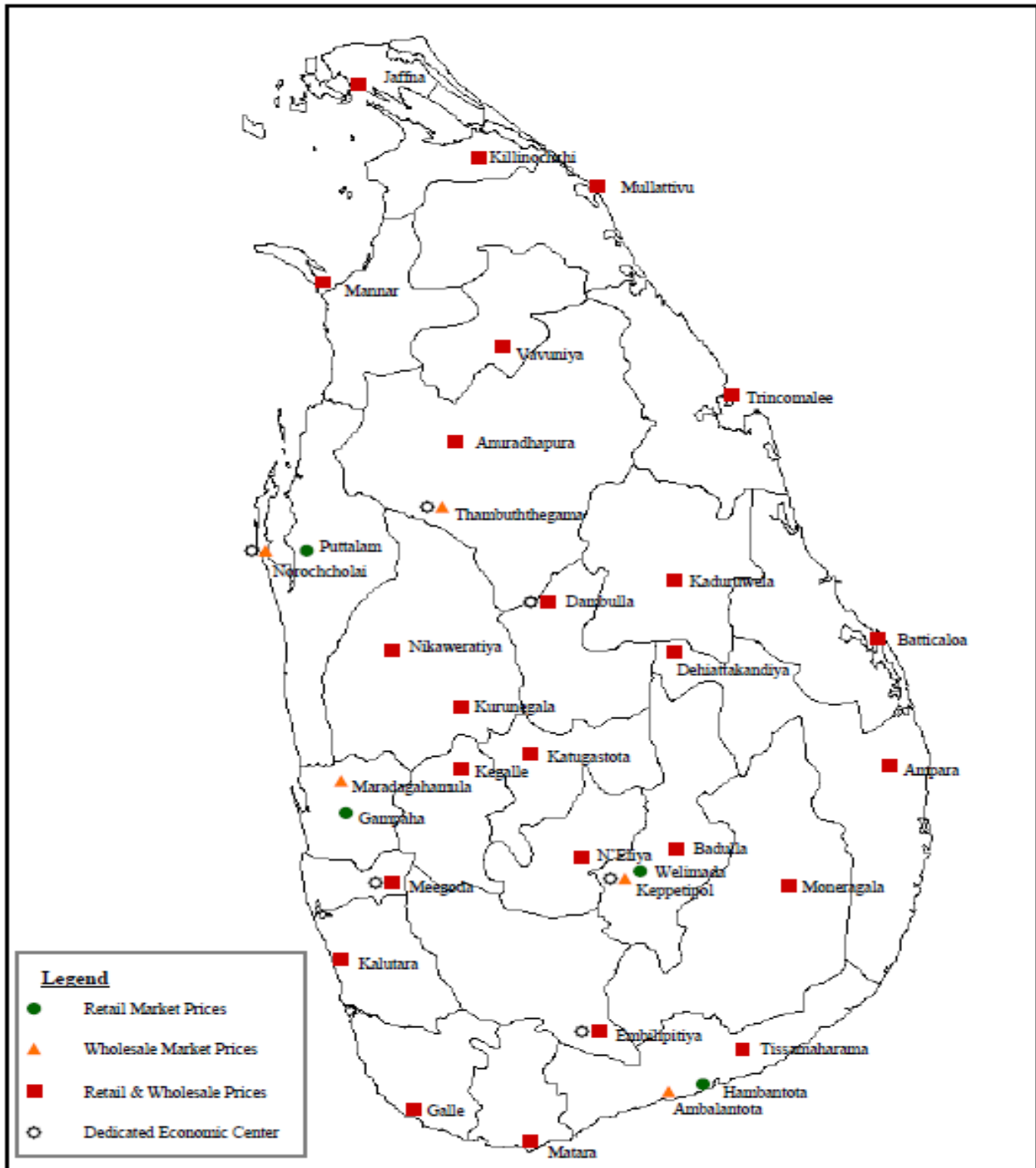
CROP	PETTAH	MAHARAGAMA	KIRULAPONE	NUGEGODA	NARAHENPITA	DEMATAGODA	THOTALANGA	KADAWATHA	KIRIBATHGODA
<i>Plantain</i>									
Ambul (Rs/Kg)	130.00 - 150.00	150.00 - 160.00	140.00 - 160.00	140.00 - 150.00	140.00 - 150.00	130.00 - 140.00	130.00 - 150.00	130.00 - 140.00	130.00 - 140.00
Kolikuttu (Rs/Kg)	240.00 - 260.00	250.00 - 260.00	240.00 - 260.00	240.00 - 260.00	250.00 - 260.00	240.00 - 260.00	240.00 - 250.00	240.00 - 250.00	240.00 - 260.00
Seeni (Rs/Kg)	120.00 - 140.00	130.00 - 150.00	130.00 - 150.00	130.00 - 150.00	140.00 - 150.00	130.00 - 140.00	120.00 - 140.00	120.00 - 130.00	120.00 - 130.00
Anamalu	18.00 - 20.00	22.00 - 25.00	20.00 - 22.00	22.00 - 25.00	20.00 - 22.00	20.00 - 25.00	20.00 - 22.00	18.00 - 20.00	18.00 - 20.00
Ambun	23.00 - 25.00	28.00 - 30.00	25.00 - 28.00	28.00 - 30.00	25.00 - 30.00	25.00 - 30.00	25.00 - 28.00	23.00 - 25.00	23.00 - 25.00
<i>Pineapple</i>									
Large	250.00 - 280.00	250.00 - 300.00	250.00 - 300.00	250.00 - 300.00	250.00 - 300.00	260.00 - 300.00	250.00 - 280.00	250.00 - 260.00	250.00 - 300.00
Medium	220.00 - 240.00	200.00 - 240.00	200.00 - 240.00	200.00 - 240.00	200.00 - 240.00	200.00 - 240.00	200.00 - 240.00	200.00 - 240.00	200.00 - 240.00
Small	150.00 - 180.00	160.00 - 180.00	150.00 - 180.00	160.00 - 180.00	160.00 - 180.00	160.00 - 180.00	140.00 - 180.00	150.00 - 160.00	140.00 - 160.00
<i>Mango</i>									
Betti	-	-	-	-	-	-	-	-	-
Karthakolomban	100.00 - 130.00	120.00 - 140.00	100.00 - 120.00	120.00 - 140.00	120.00 - 140.00	100.00 - 100.00	80.00 - 100.00	100.00 - 120.00	120.00 - 130.00
Vilad	-	70.00 - 80.00	-	60.00 - 80.00	70.00 - 80.00	-	-	-	-
Kohu	-	-	-	-	-	-	-	-	-
<i>Other Fruits</i>									
Wood Apple	30.00 - 40.00	40.00 - 50.00	40.00 - 50.00	40.00 - 50.00	40.00 - 50.00	40.00 - 50.00	30.00 - 50.00	30.00 - 50.00	30.00 - 40.00
Orange	40.00 - 50.00	60.00 - 70.00	60.00 - 70.00	60.00 - 70.00	60.00 - 70.00	50.00 - 50.00	40.00 - 60.00	40.00 - 50.00	40.00 - 40.00
Avocado	60.00 - 80.00	70.00 - 80.00	70.00 - 80.00	70.00 - 80.00	80.00 - 80.00	70.00 - 80.00	60.00 - 80.00	50.00 - 70.00	50.00 - 70.00
Slime Apple	70.00 - 80.00	70.00 - 80.00	70.00 - 80.00	60.00 - 80.00	70.00 - 80.00	70.00 - 80.00	60.00 - 70.00	70.00 - 70.00	70.00 - 80.00
Grapes (Rs/Kg)	1000.00 - 1000.00	1000.00 - 1000.00	900.00 - 1000.00	1000.00 - 1000.00	1000.00 - 1000.00	900.00 - 1000.00	1000.00 - 1000.00	900.00 - 1000.00	1000.00 - 1000.00
Papaw (Rs/Kg)	80.00 - 100.00	80.00 - 120.00	80.00 - 100.00	80.00 - 100.00	80.00 - 100.00	80.00 - 120.00	80.00 - 100.00	80.00 - 100.00	80.00 - 100.00
Passion	12.00 - 16.00	15.00 - 16.00	12.00 - 15.00	12.00 - 16.00	12.00 - 18.00	16.00 - 18.00	15.00 - 16.00	16.00 - 18.00	16.00 - 18.00
King Coconut	60.00 - 70.00	70.00 - 80.00	70.00 - 80.00	60.00 - 70.00	70.00 - 80.00	60.00 - 70.00	60.00 - 240.00	60.00 - 70.00	60.00 - 70.00

Annex 04 - Colombo Markets: Retail Prices of Sea Fish and Dried Fish (Rs/Kg)

Week 31 : 31 July - 06 August 2020

CROP	PETTAH	MAHARAGAMA	KIRULAPONE	NUGEGODA	NARAHENPITA	DEMATAGODA	THOTALANGA	KADAWATHA	KIRIBATHGODA
<i>Sea Fish</i>									
Salaya	400.00 - 400.00	400.00 - 400.00	400.00 - 400.00	400.00 - 400.00	480.00 - 480.00	400.00 - 400.00	280.00 - 300.00	300.00 - 400.00	320.00 - 400.00
Hurulla	650.00 - 700.00	650.00 - 650.00	600.00 - 600.00	650.00 - 700.00	650.00 - 700.00	600.00 - 600.00	600.00 - 600.00	600.00 - 600.00	600.00 - 600.00
Balaya	-	720.00 - 720.00	-	-	-	800.00 - 800.00	560.00 - 600.00	-	-
Kelawalla	1100.00 - 1100.00	1120.00 - 1120.00	1100.00 - 1100.00	1100.00 - 1100.00	1100.00 - 1100.00	1000.00 - 1000.00	900.00 - 900.00	1100.00 - 1100.00	900.00 - 1000.00
Thora	1800.00 - 1800.00	1600.00 - 1600.00	1700.00 - 1700.00	1800.00 - 1800.00	2300.00 - 2300.00	1600.00 - 1600.00	-	-	-
Paraw	1400.00 - 1400.00	1200.00 - 1240.00	1200.00 - 1200.00	1300.00 - 1300.00	1200.00 - 1200.00	1200.00 - 1200.00	1200.00 - 1200.00	1300.00 - 1360.00	1200.00 - 1200.00
Mora	-	-	-	-	-	-	-	-	-
Shrimps Small	1200.00 - 1300.00	1200.00 - 1200.00	1200.00 - 1200.00	1200.00 - 1200.00	1280.00 - 1280.00	1200.00 - 1200.00	1100.00 - 1200.00	1200.00 - 1320.00	1160.00 - 1200.00
Talopath	1400.00 - 1400.00	1360.00 - 1360.00	1200.00 - 1300.00	1200.00 - 1200.00	1480.00 - 1480.00	1320.00 - 1320.00	1200.00 - 1200.00	1200.00 - 1350.00	1200.00 - 1200.00
<i>Eggs (Rs/Egg)</i>									
Brown	22.00 - 22.00	-	22.50 - 22.50	22.00 - 22.00	23.00 - 23.00	22.00 - 22.00	22.00 - 22.00	-	22.00 - 22.00
White	21.00 - 21.00	22.00 - 22.00	21.50 - 21.50	21.00 - 21.00	22.00 - 22.00	21.00 - 21.00	21.00 - 21.00	22.00 - 22.00	21.00 - 21.00
<i>Dried Fish</i>									
Sprats	1100.00 - 1100.00	1200.00 - 1200.00	1200.00 - 1200.00	1200.00 - 1300.00	-	1200.00 - 1200.00	1200.00 - 1200.00	1400.00 - 1400.00	1200.00 - 1200.00
Kattawa	1200.00 - 1400.00	1550.00 - 1600.00	1400.00 - 1400.00	1500.00 - 1600.00	1700.00 - 1700.00	1600.00 - 1600.00	1200.00 - 1400.00	1400.00 - 1400.00	1400.00 - 1600.00
Thora	1600.00 - 2200.00	-	-	-	2000.00 - 2200.00	-	1600.00 - 1600.00	-	1800.00 - 2000.00
Mora	1000.00 - 1100.00	1300.00 - 1400.00	1300.00 - 1300.00	1000.00 - 1100.00	1300.00 - 1400.00	1200.00 - 1200.00	1200.00 - 1200.00	1100.00 - 1200.00	1200.00 - 1200.00
Balaya	800.00 - 900.00	950.00 - 1000.00	1000.00 - 1100.00	1000.00 - 1300.00	1000.00 - 1200.00	1100.00 - 1200.00	800.00 - 900.00	1000.00 - 1000.00	900.00 - 960.00
Anguluwa	1200.00 - 1200.00	1400.00 - 1400.00	-	1300.00 - 1300.00	-	-	1200.00 - 1200.00	1400.00 - 1400.00	1200.00 - 1200.00
Salaya	500.00 - 600.00	-	-	800.00 - 800.00	-	-	600.00 - 600.00	800.00 - 800.00	-
<i>Meat</i>									
Beef (without Bones)	1000.00 - 1000.00	1000.00 - 1000.00	1200.00 - 1200.00	-	1000.00 - 1000.00	1100.00 - 1100.00	1100.00 - 1100.00	-	-
Chicken (Broiler)	650.00 - 650.00	650.00 - 650.00	650.00 - 650.00	650.00 - 650.00	600.00 - 600.00	650.00 - 650.00	600.00 - 600.00	650.00 - 650.00	650.00 - 650.00
Chicken (Curry)	700.00 - 700.00	-	700.00 - 700.00	700.00 - 700.00	700.00 - 700.00	-	650.00 - 650.00	680.00 - 680.00	700.00 - 700.00
Mutton	1800.00 - 1800.00	1900.00 - 1900.00	1900.00 - 1900.00	-	1900.00 - 1900.00	-	2000.00 - 2000.00	1800.00 - 1800.00	2100.00 - 2100.00
Pork	-	750.00 - 750.00	880.00 - 880.00	-	-	-	-	750.00 - 750.00	700.00 - 700.00

Price Collecting Areas





HARTI



Ministry of Agriculture

Marketing, Food Policy and Agri-Business Division
Hector Kobbekaduwa Agrarian Research and Training Institute
No. 114, Wijerama Mawatha, Colombo 07.

Phone: 011-2696981 Fax: 011-2682283

E-mail: mfpaharti@yahoo.com

Web: www.harti.gov.lk

www.mobilink.lk

දෛනික චිළචිචි තොග මිල, ජංගම දුරකථනයෙන්

හෙක්ටර් කොච්චිකඩුව ගොවි කරියතු පර්යේෂණ හා පුහුණුවීම් ආයතනය අනුමතයෙන්

මොබිටෙල් ජංගම මිල දර්ශනය

ජාතික ජංගම දුරකථන ජාලයෙන්

6666 අමතන්න.

මොබිටෙල් අද මිල - අඟ පහ

මොබිටෙල් ජංගම දුරකථන ජාලයෙන් චිළචිචි තොග මිල දර්ශනය.

විකාශයාට රු.2/-

විකාශයාට රු.2/-