




Hector Kobbekaduwa Agrarian Research and Training Institute
Data Management Division
(Wholesale Prices of Rice & Subsidiary Food Crops)



2023.04.03

| Item | Pettah | | | | Marandaghamula | | | | | |
|-------------------------------|-------------------|---------|---------|--------|-----------------|--------|--------|---------|--------|----------|
| | Range | | Average | | Change * | Range | | Average | | Change * |
| | 3-Apr | 31-Mar | 3-Apr | 31-Mar | | 3-Apr | 31-Mar | 3-Apr | 31-Mar | |
| Rice (Rs/kg) | | | | | | | | | | |
| Samba 1 | 210.00 - 215.00 | 213.00 | 213.00 | | 215.00 - 225.00 | 219.80 | 219.80 | | | |
| Samba 2 | 205.00 - 210.00 | 207.60 | 205.80 | 1.80 | 182.00 - 192.00 | 185.80 | 186.60 | -0.80 | | |
| Keeri Samba | 240.00 - 245.00 | 243.00 | 243.40 | -0.40 | 238.00 - 248.00 | 243.00 | 243.00 | | | |
| Nadu 1 | 185.00 - 185.00 | 185.00 | 188.60 | -3.60 | 185.00 - 215.00 | 198.40 | 198.40 | | | |
| Nadu 2 | 180.00 - 185.00 | 182.00 | 184.00 | -2.00 | 170.00 - 172.00 | 170.40 | 170.40 | | | |
| Raw red | 155.00 - 165.00 | 161.00 | 159.80 | 1.20 | 156.00 - 166.00 | 162.40 | 163.40 | -1.00 | | |
| Raw White | 170.00 - 175.00 | 172.00 | 175.60 | -3.60 | 165.00 - 170.00 | 167.00 | 167.00 | | | |
| Imported Rice | | | | | | | | | | |
| Ponne Samba | 200.00 - 210.00 | 205.00 | 205.00 | | - | | | | | |
| Nadu | 163.00 - 175.00 | 170.00 | 168.60 | 1.40 | - | | | | | |
| Raw White | 175.00 - 180.00 | 176.40 | 174.60 | 1.80 | - | | | | | |
| Raw red | | | | | | | | | | |
| Subsidiary Food Crops | | | | | | | | | | |
| Dried Chillies (Rs/Kg) | | | | | | | | | | |
| Imported | 1050.00 - 1100.00 | 1080.00 | 1032.00 | 48.00 | | | | | | |
| Local | | | | | | | | | | |
| Onion (Rs/Kg) | | | | | | | | | | |
| Sinnan | 240.00 - 260.00 | 248.00 | | | | | | | | |
| Vedalan | 300.00 - 320.00 | 312.00 | 308.00 | 4.00 | | | | | | |
| Imported | 280.00 - 310.00 | 298.00 | 288.00 | 10.00 | | | | | | |
| Big Onion | | | | | | | | | | |
| Imported | 80.00 - 95.00 | 89.00 | 98.00 | -9.00 | | | | | | |
| Local | - | | | | | | | | | |
| Potatoes (Rs/Kg) | | | | | | | | | | |
| Welimada | 190.00 - 200.00 | 194.00 | 194.00 | | | | | | | |
| Nuwaraeliya | 220.00 - 230.00 | 224.00 | 224.00 | | | | | | | |
| Imported | 130.00 - 135.00 | 133.00 | 138.00 | -5.00 | | | | | | |
| Pulses (Rs/Kg) | | | | | | | | | | |
| Green Gram | 1350.00 - 1400.00 | 1370.00 | 1388.00 | -18.00 | | | | | | |
| Cowpea | 650.00 - 720.00 | 692.00 | 740.00 | -48.00 | | | | | | |
| Red Dhal | 315.00 - 320.00 | 318.00 | 311.00 | 7.00 | | | | | | |
| Eggs (Rs/Egg) | | | | | | | | | | |
| Brown | 46.00 - 46.00 | 46.00 | 46.00 | | | | | | | |
| White | 44.00 - 44.00 | 44.00 | 44.00 | | | | | | | |


Data Management Division
Hector Kobbekaduwa Agrarian
Research and Training Institute
P.O. Box 1522
Colombo.



Hector Kobbekaduwa Agrarian Research and Training Institute Data Management Division




| Variety | 3/4/2023 | 3/4/2023 | 3/4/2023 | 2/4/2023 | 3/4/2023 | 3/4/2023 | 3/4/2023 | 3/4/2023 | 3/4/2023 | 2/4/2023 |
|--------------------------------|-------------------|--------------|-----------------|----------------|--------------------|------------------------|--------------------|--------------------|--------------------|------------------|
| | Peliyagoda Market | Kandy Market | Dambulla Market | Meegoda Market | Norochchole Market | Thambuththegama Market | Keppetipola Market | Nuwaraeliya Market | Bandarawela Market | Veyangoda Market |
| Up Country Vegetable | | | | | | | | | | |
| Beans | 120 - 150 | 110 - 130 | 80 - 100 | 130 - 150 | - | 100 - 120 | 80 - 90 | 80 - 100 | - | 130 - 150 |
| Carrot | 80 - 100 | 100 - 120 | 80 - 110 | 120 - 150 | - | 100 - 120 | 70 - 90 | 90 - 100 | - | 120 - 130 |
| Leeks | 160 - 180 | 170 - 180 | 170 - 210 | 200 - 250 | - | 190 - 220 | 170 - 180 | 190 - 200 | - | 190 - 200 |
| Beet root | 90 - 100 | 80 - 90 | 80 - 100 | 90 - 120 | 60 - 80 | 90 - 110 | - | - | - | 85 - 90 |
| Beet Root(N'Eliya) | 120 - 130 | 110 - 120 | - | - | - | - | 60 - 70 | 80 - 90 | - | 90 - 110 |
| Knolkhol | 90 - 100 | 80 - 100 | 70 - 90 | 90 - 110 | - | 70 - 100 | 60 - 70 | 70 - 80 | - | 80 - 120 |
| Raddish | 40 - 70 | 50 - 60 | 30 - 40 | 80 - 110 | 20 - 30 | 35 - 55 | 30 - 40 | 55 - 60 | - | 45 - 70 |
| Cabbage (N'Eliya) | 60 - 70 | 80 - 90 | - | 80 - 120 | - | 90 - 100 | 60 - 65 | 80 - 90 | - | 85 - 90 |
| Cabbage (Kandy) | 40 - 50 | 60 - 70 | 70 - 80 | 80 - 90 | 40 - 70 | 80 - 85 | - | - | - | 80 - 85 |
| Tomato | 140 - 160 | 130 - 150 | 110 - 130 | 130 - 150 | 120 - 140 | 70 - 100 | 90 - 100 | 80 - 100 | - | 110 - 140 |
| Low country Vegetable | | | | | | | | | | |
| Ladies Fingers | 100 - 120 | 90 - 100 | 60 - 80 | 80 - 120 | 60 - 90 | 60 - 70 | - | - | - | 80 - 120 |
| Brinjals | 130 - 150 | 120 - 150 | 130 - 150 | 170 - 190 | 80 - 120 | 80 - 110 | 130 - 140 | - | - | 130 - 180 |
| Capsicum | 250 - 300 | 280 - 300 | 240 - 280 | 300 - 350 | 200 - 300 | 250 - 300 | 300 - 320 | 310 - 340 | - | 330 - 380 |
| Pumpkin | 40 - 50 | 40 - 50 | 25 - 35 | 45 - 60 | 30 - 40 | 25 - 40 | 45 - 50 | - | - | 45 - 60 |
| Cucumber | 40 - 60 | 50 - 60 | 30 - 35 | 40 - 60 | 30 - 40 | 20 - 30 | 30 - 40 | - | - | 50 - 70 |
| Bitter Gourd | 160 - 180 | 150 - 170 | 110 - 130 | 160 - 180 | 150 - 200 | 150 - 180 | - | - | - | 140 - 200 |
| Snake Gourd | 120 - 140 | 140 - 150 | 90 - 110 | 120 - 150 | 100 - 120 | 90 - 100 | - | - | - | 130 - 180 |
| Drumstick | - | - | - | - | - | - | - | - | - | - |
| Luffa | 140 - 160 | 160 - 180 | 150 - 160 | 150 - 200 | 100 - 120 | 130 - 160 | - | - | - | 170 - 200 |
| Long Beans | 80 - 100 | 80 - 100 | 60 - 100 | 80 - 120 | 40 - 50 | 70 - 90 | - | - | - | 80 - 110 |
| Ash Plantains | 180 - 200 | 160 - 200 | 150 - 170 | 200 - 220 | 140 - 150 | 120 - 140 | - | - | - | 150 - 180 |
| Green Chillies | 250 - 300 | 250 - 270 | 240 - 300 | 250 - 300 | 250 - 300 | 300 - 350 | 280 - 300 | - | - | 270 - 300 |
| Lime | 200 - 230 | 210 - 220 | 200 - 230 | 230 - 250 | 160 - 200 | 170 - 200 | - | - | - | 200 - 250 |
| Sweet Potatoe | 70 - 90 | 80 - 90 | 40 - 60 | 75 - 90 | 100 - 140 | 60 - 80 | 80 - 85 | - | - | 75 - 80 |
| Manioc | 150 - 160 | 140 - 150 | 120 - 140 | - | 130 - 140 | 100 - 120 | 110 - 120 | - | - | - |
| Eggplant | 70 - 80 | 110 - 120 | 140 - 150 | 120 - 150 | 130 - 150 | 80 - 100 | - | - | - | 120 - 130 |
| Potato(Imported) | 130 - 135 | 135 - 145 | 133 - 135 | 135 - 135 | - | 135 - 140 | - | - | - | 138 - 138 |
| Potato (Welimada) | 190 - 200 | 190 - 200 | - | - | - | 200 - 220 | 200 - 210 | - | - | - |
| Potato (Nuwaraeliya) | 220 - 230 | 200 - 210 | 200 - 220 | 220 - 240 | - | - | - | 220 - 230 | - | 210 - 230 |
| B'Onion Imported | 80 - 95 | 95 - 100 | 85 - 90 | 93 - 95 | - | 90 - 95 | 95 - 100 | - | - | 95 - 102 |
| Big-onion Local | - | - | - | - | - | - | - | - | - | - |
| Banana | | | | | | | | | | |
| Ambul(Rs/Kg) | 160 - 220 | | | | | | | | | |
| Kolikuttu | 450 - 480 | | | | | | | | | |
| Seeni | 140 - 170 | | | | | | | | | |
| Anamalu (Rs/Fruits) | 30 - 34 | | | | | | | | | |
| Papaya (Rs/Kg) | 180 - 260 | | | | | | | | | |
| Passion Fruits(Rs/Fruit) | 40 - 50 | | | | | | | | | |
| Other Fruits (Rs/Fruit) | | | | | | | | | | |
| Pineapple - Large | 580 - 620 | | | | | | | | | |
| - Medium | 480 - 520 | | | | | | | | | |
| - Small | 380 - 420 | | | | | | | | | |
| Mango - Betti | 55 - 62 | | | | | | | | | |
| - Karathakola | 120 - 180 | | | | | | | | | |
| Woodapple | 70 - 80 | | | | | | | | | |
| Avocado | 70 - 160 | | | | | | | | | |
| Orange | 55 - 60 | | | | | | | | | |

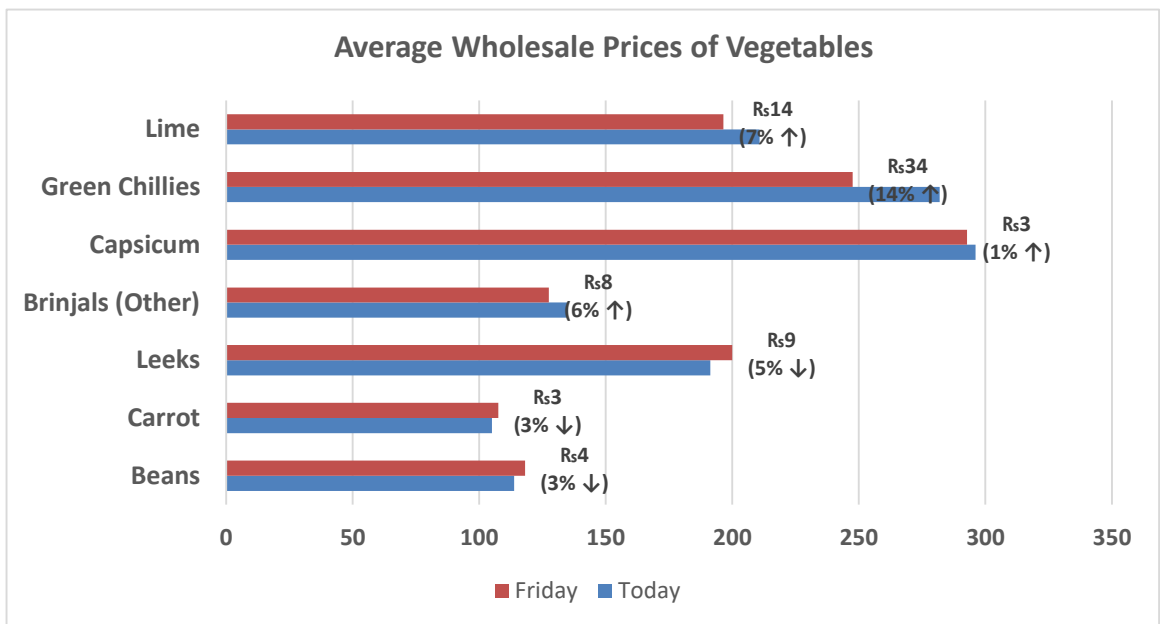
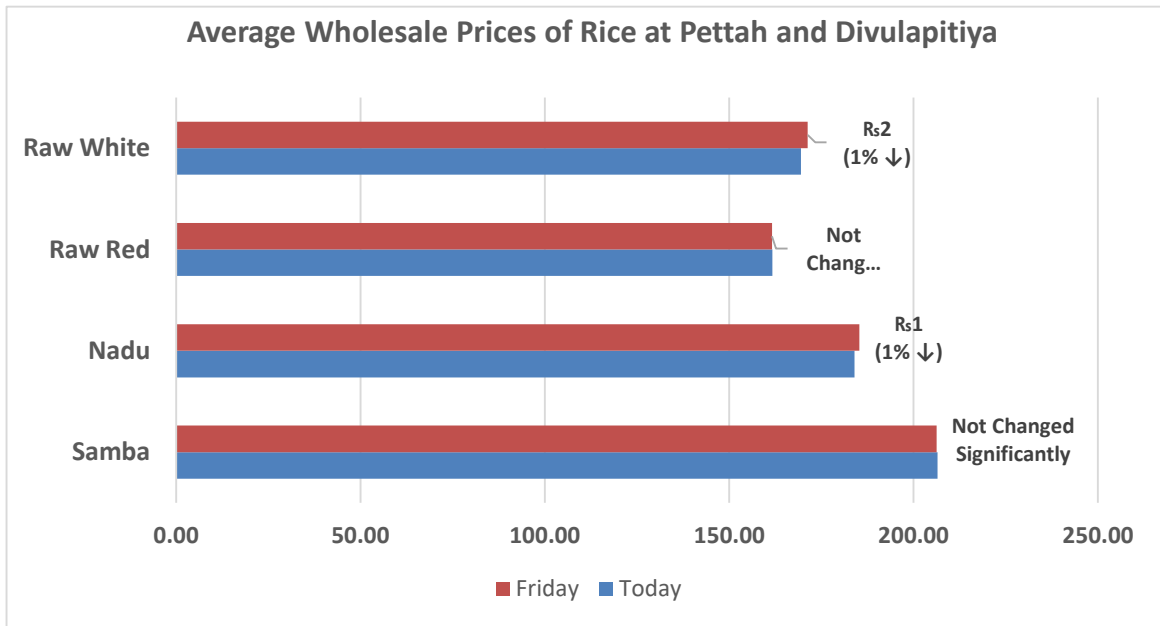


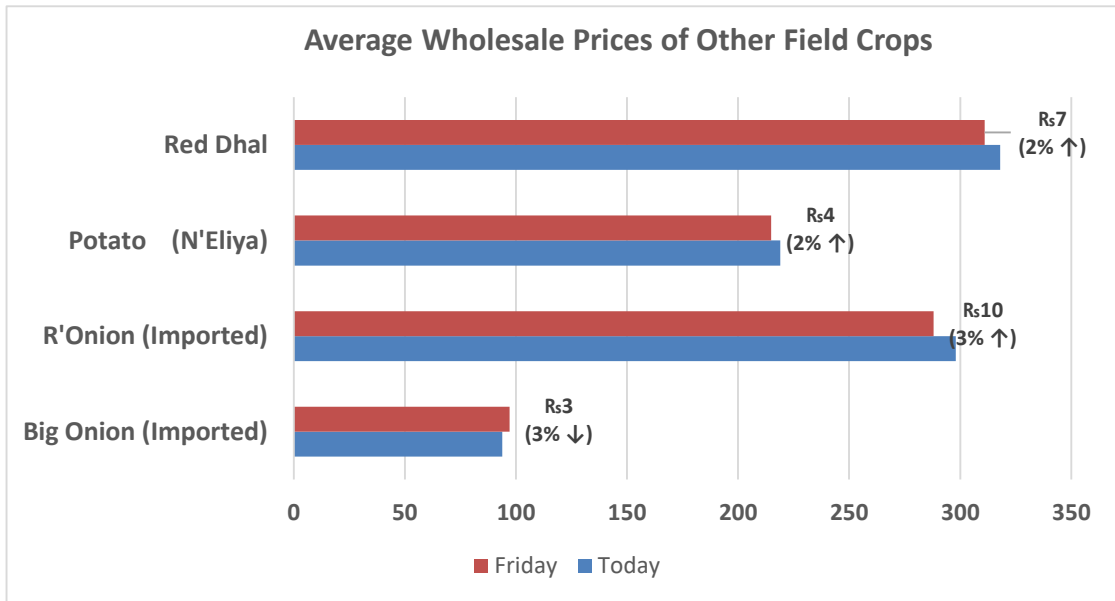
හෙක්ටර් කොබ්බෑකඩුව ගොවිකටයුතු පර්යේෂණ හා පුහුණු කිරීමේ ආයතනය
Hector Kobbekaduwa Agrarian Research and Training Institute
 දත්ත කළමනාකරණ අංශය
 තොග මිල ගණන් (කිලෝවකට රුපියල්)
Wholesale Prices (Rs/Kg)




| වර්ගය | 3/4/2023 | 3/4/2023 | 3/4/2023 | 2/4/2023 | 3/4/2023 | 3/4/2023 | 3/4/2023 | 3/4/2023 | 3/4/2023 | 2/4/2023 |
|--------------------------|------------------|----------------|----------------|---------------|--------------------|-------------------|---------------------|------------------|-------------------|------------------|
| | පැලියගොඩ වෙළඳපොළ | මහනුවර වෙළඳපොළ | දඹුල්ල වෙළඳපොළ | මීගොඩ වෙළඳපොළ | නොරොච්චෝලේ වෙළඳපොළ | තඹුන්තේගම වෙළඳපොළ | කැප්පෙට්පොළ වෙළඳපොළ | නුවරඑළිය වෙළඳපොළ | බණ්ඩාරවෙල වෙළඳපොළ | වේයන්ගොඩ වෙළඳපොළ |
| උඹරට එළවළු | | | | | | | | | | |
| බෝංචි | 120 - 150 | 110 - 130 | 80 - 100 | 130 - 150 | - | 100 - 120 | 80 - 90 | 80 - 100 | - | 130 - 150 |
| කැරට | 80 - 100 | 100 - 120 | 80 - 110 | 120 - 150 | - | 100 - 120 | 70 - 90 | 90 - 100 | - | 120 - 130 |
| ලීක්ස් | 160 - 180 | 170 - 180 | 170 - 210 | 200 - 250 | - | 190 - 220 | 170 - 180 | 190 - 200 | - | 190 - 200 |
| බීටරුට | 90 - 100 | 80 - 90 | 80 - 100 | 90 - 120 | 60 - 80 | 90 - 110 | - | - | - | 85 - 90 |
| බීටරුට (නුවරඑළිය) | 120 - 130 | 110 - 120 | - | - | - | - | 60 - 70 | 80 - 90 | - | 90 - 110 |
| නෝකෝල් | 90 - 100 | 80 - 100 | 70 - 90 | 90 - 110 | - | 70 - 100 | 60 - 70 | 70 - 80 | - | 80 - 120 |
| රාබු | 40 - 70 | 50 - 60 | 30 - 40 | 80 - 110 | 20 - 30 | 35 - 55 | 30 - 40 | 55 - 60 | - | 45 - 70 |
| ගෝවා (නුවරඑළිය) | 60 - 70 | 80 - 90 | - | 80 - 120 | - | 90 - 100 | 60 - 65 | 80 - 90 | - | 85 - 90 |
| ගෝවා (නුවර) | 40 - 50 | 60 - 70 | 70 - 80 | 80 - 90 | 40 - 70 | 80 - 85 | - | - | - | 80 - 85 |
| තක්කාලි | 140 - 160 | 130 - 150 | 110 - 130 | 130 - 150 | 120 - 140 | 70 - 100 | 90 - 100 | 80 - 100 | - | 110 - 140 |
| පහතරට එළවළු | | | | | | | | | | |
| බණ්ඩක්කා | 100 - 120 | 90 - 100 | 60 - 80 | 80 - 120 | 60 - 90 | 60 - 70 | - | - | - | 80 - 120 |
| වමබටු | 130 - 150 | 120 - 150 | 130 - 150 | 170 - 190 | 80 - 120 | 80 - 110 | 130 - 140 | - | - | 130 - 180 |
| මාළු මිරිස් | 250 - 300 | 280 - 300 | 240 - 280 | 300 - 350 | 200 - 300 | 250 - 300 | 300 - 320 | 310 - 340 | - | 330 - 380 |
| වට්ටක්කා | 40 - 50 | 40 - 50 | 25 - 35 | 45 - 60 | 30 - 40 | 25 - 40 | 45 - 50 | - | - | 45 - 60 |
| පිපික්කා | 40 - 60 | 50 - 60 | 30 - 35 | 40 - 60 | 30 - 40 | 20 - 30 | 30 - 40 | - | - | 50 - 70 |
| කරවිල | 160 - 180 | 150 - 170 | 110 - 130 | 160 - 180 | 150 - 200 | 150 - 180 | - | - | - | 140 - 200 |
| පනෝල | 120 - 140 | 140 - 150 | 90 - 110 | 120 - 150 | 100 - 120 | 90 - 100 | - | - | - | 130 - 180 |
| මුරුගා | - | - | - | - | - | - | - | - | - | - |
| වැටකොළ | 140 - 160 | 160 - 180 | 150 - 160 | 150 - 200 | 100 - 120 | 130 - 160 | - | - | - | 170 - 200 |
| මැකරල් | 80 - 100 | 80 - 100 | 60 - 100 | 80 - 120 | 40 - 50 | 70 - 90 | - | - | - | 80 - 110 |
| අළු කෙසෙල් | 180 - 200 | 160 - 200 | 150 - 170 | 200 - 220 | 140 - 150 | 120 - 140 | - | - | - | 150 - 180 |
| අඹු මිරිස් | 250 - 300 | 250 - 270 | 240 - 300 | 250 - 300 | 250 - 300 | 300 - 350 | 280 - 300 | - | - | 270 - 300 |
| දෙහි | 200 - 230 | 210 - 220 | 200 - 230 | 230 - 250 | 160 - 200 | 170 - 200 | - | - | - | 200 - 250 |
| බතල | 70 - 90 | 80 - 90 | 40 - 60 | 75 - 90 | 100 - 140 | 60 - 80 | 80 - 85 | - | - | 75 - 80 |
| මඤ්ඤාක්කා | 150 - 160 | 140 - 150 | 120 - 140 | - | 130 - 140 | 100 - 120 | 110 - 120 | - | - | - |
| එළබටු | 70 - 80 | 110 - 120 | 140 - 150 | 120 - 150 | 130 - 150 | 80 - 100 | - | - | - | 120 - 130 |
| අර්තාපල් (ආනයනික) | 130 - 135 | 135 - 145 | 133 - 135 | 135 - 135 | - | 135 - 140 | - | - | - | 138 - 138 |
| අර්තාපල් (වැලිමඩ) | 190 - 200 | 190 - 200 | - | - | - | 200 - 220 | 200 - 210 | - | - | - |
| අර්තාපල් (නුවරඑළිය) | 220 - 230 | 200 - 210 | 200 - 220 | 220 - 240 | - | - | - | 220 - 230 | - | 210 - 230 |
| ලොකුඑළු (ආනයනික) | 80 - 95 | 95 - 100 | 85 - 90 | 93 - 95 | - | 90 - 95 | 95 - 100 | - | - | 95 - 102 |
| ලොකුඑළු දේශීය | - | - | - | - | - | - | - | - | - | - |
| කෙසෙල් | | | | | | | | | | |
| ඇඹුල් (කිලෝවකට) | 160 - 220 | | | | | | | | | |
| කෝලිකුටු (කිලෝවකට) | 450 - 480 | | | | | | | | | |
| සීනි (කිලෝවකට) | 140 - 170 | | | | | | | | | |
| ආනමාළු (එකකට රු.) | 30 - 34 | | | | | | | | | |
| ගස්ලබු (කිලෝවකට) | 180 - 260 | | | | | | | | | |
| වැල්දොඩම් (එකකට රු.) | 40 - 50 | | | | | | | | | |
| පළතුරු (එකකට රු.) | | | | | | | | | | |
| අන්තය - ලොකු ප්‍රමාණය | 580 - 620 | | | | | | | | | |
| - මධ්‍යම ප්‍රමාණය | 480 - 520 | | | | | | | | | |
| - කුඩා ප්‍රමාණය | 380 - 420 | | | | | | | | | |
| අඹ - බෙට්ටි | 55 - 62 | | | | | | | | | |
| - කර්තකොලොම්බන් | 120 - 180 | | | | | | | | | |
| දිවුල් | 70 - 80 | | | | | | | | | |
| අලිපේර | 70 - 160 | | | | | | | | | |
| දොඩම් | 55 - 60 | | | | | | | | | |


 Data Management Division
 Hector Kobbekaduwa Agrarian
 Research and Training Institute
 - P.O. Box 1522
 Colombo.






 Data Management Division
 Hector Kobbekaduwa Agrarian
 Research and Training Institute
 P.O. Box 1522
 Colombo.

