



Hector Kobbekaduwa Agrarian Research and Training Institute
Data Management Division
(Wholesale Prices of Rice & Subsidiary Food Crops)



2023.10.05

| Item | Pettah | | | | Marandaghamula | | | | | |
|--------------------------------|-------------------|---------|---------|--------|-----------------|--------|--------|---------|--|----------|
| | Range | | Average | | Change * | Range | | Average | | Change * |
| | 5-Oct | 5-Oct | 4-Oct | 5-Oct | | 5-Oct | 4-Oct | | | |
| Rice (Rs/kg) | | | | | | | | | | |
| Samba 1 | 220.00 - 225.00 | 223.00 | 222.00 | 1.00 | 220.00 - 228.00 | 225.25 | 225.25 | | | |
| Samba 2 | 215.00 - 215.00 | 215.00 | 215.00 | | 210.00 - 215.00 | 211.40 | 211.40 | | | |
| Keeri Samba | 285.00 - 290.00 | 287.00 | 286.00 | 1.00 | 280.00 - 294.00 | 287.25 | 287.25 | | | |
| Nadu 1 | 200.00 - 200.00 | 200.00 | 200.00 | | 200.00 - 214.00 | 209.50 | 209.50 | | | |
| Nadu 2 | 195.00 - 195.00 | 195.00 | 195.00 | | 188.00 - 195.00 | 191.40 | 191.40 | | | |
| Raw red | 170.00 - 180.00 | 176.00 | 174.00 | 2.00 | 174.00 - 175.00 | 174.50 | 174.50 | | | |
| Raw White | 190.00 - 200.00 | 196.00 | 193.00 | 3.00 | 182.00 - 190.00 | 185.60 | 185.60 | | | |
| Imported Rice | | | | | | | | | | |
| Ponne Samba | - | | | | - | | | | | |
| Nadu | - | | | | - | | | | | |
| Raw White | - | | | | - | | | | | |
| Raw red | - | | | | - | | | | | |
| Subsidiary Food Crops | | | | | | | | | | |
| Dried Chillies (Rs/Kg) | | | | | | | | | | |
| Imported | 1000.00 - 1050.00 | 1020.00 | 1020.00 | | | | | | | |
| Local | | | | | | | | | | |
| Onion (Rs/Kg) | | | | | | | | | | |
| Sinnan | 220.00 - 260.00 | 244.00 | 238.00 | 6.00 | | | | | | |
| Vedalan | 300.00 - 350.00 | 320.00 | 320.00 | | | | | | | |
| Imported | - | | | | | | | | | |
| Big Onion | | | | | | | | | | |
| Imported | 125.00 - 230.00 | 167.00 | 192.00 | -25.00 | | | | | | |
| Local | 200.00 - 225.00 | 215.00 | 194.00 | 21.00 | | | | | | |
| Potatoes (Rs/Kg) | | | | | | | | | | |
| Welimada | 170.00 - 180.00 | 174.00 | 214.00 | -40.00 | | | | | | |
| Nuwaraeliya | 230.00 - 240.00 | 236.00 | 236.00 | | | | | | | |
| Imported | 150.00 - 200.00 | 180.00 | 180.00 | | | | | | | |
| Pulses (Rs/Kg) | | | | | | | | | | |
| Green Gram | 750.00 - 800.00 | 780.00 | 780.00 | | | | | | | |
| Cowpea | 900.00 - 950.00 | 930.00 | 930.00 | | | | | | | |
| Red Dhal | 280.00 - 300.00 | 292.00 | 291.00 | 1.00 | | | | | | |
| Consumption Item(Rs/Kg) | | | | | | | | | | |
| Sugar(White) | 250.00 - 255.00 | 252.50 | 252.50 | | | | | | | |
| Wheat Flour | 158.00 - 160.00 | 159.00 | 159.00 | | | | | | | |
| Eggs (Rs/Egg) | | | | | | | | | | |
| Brown | 48.00 - 48.00 | 48.00 | 48.25 | -0.25 | | | | | | |
| White | 47.00 - 47.50 | 47.25 | 47.25 | | | | | | | |



Hector Kobbekaduwa Agrarian Research and Training Institute Data Management Division

Wholesale Prices in Selected Markets (Rs/Kg)




| Variety | 5/10/2023 | 5/10/2023 | 5/10/2023 | 4/10/2023 | 5/10/2023 | 5/10/2023 | 5/10/2023 | 5/10/2023 | 5/10/2023 | 4/10/2023 |
|--------------------------------|-------------------|--------------|-----------------|----------------|-------------------|-----------------------|--------------------|--------------------|--------------------|------------------|
| | Peliyagoda Market | Kandy Market | Dambulla Market | Meegoda Market | Norochhole Market | Chambuththegam Market | Keppetipola Market | Nuwaraeliya Market | Bandarawela Market | Veyangoda Market |
| Up Country Vegetable | | | | | | | | | | |
| Beans | 300 - 400 | 250 - 280 | 270 - 330 | 350 - 380 | - | 360 - 400 | 350 - 370 | 360 - 380 | - | 380 - 400 |
| Carrot | 150 - 180 | 160 - 180 | 130 - 160 | 180 - 220 | - | 220 - 240 | 130 - 150 | 160 - 170 | - | 180 - 220 |
| Leeks | 70 - 80 | 60 - 70 | 70 - 90 | 90 - 100 | - | 80 - 90 | 60 - 65 | 70 - 80 | - | 80 - 100 |
| Beet root | 80 - 100 | 90 - 100 | 60 - 80 | 90 - 110 | 60 - 80 | 90 - 100 | - | - | - | 85 - 90 |
| Beet Root(N'eliya) | 120 - 130 | 120 - 130 | 90 - 110 | - | - | - | 90 - 100 | 90 - 100 | - | 100 - 120 |
| Knolkhol | 80 - 100 | 70 - 80 | 60 - 80 | 95 - 110 | - | 50 - 70 | 70 - 80 | 80 - 90 | - | 90 - 100 |
| Raddish | 70 - 80 | 50 - 60 | 40 - 70 | 90 - 100 | 40 - 60 | 60 - 80 | 40 - 50 | 60 - 70 | - | 75 - 100 |
| Cabbage (N'eliya) | 75 - 80 | 70 - 80 | 65 - 70 | 105 - 110 | - | 95 - 100 | 40 - 50 | 70 - 80 | - | 100 - 120 |
| Cabbage (Kandy) | 60 - 70 | 40 - 50 | 50 - 60 | 90 - 100 | 60 - 70 | 80 - 90 | - | - | - | 80 - 90 |
| Tomato | 100 - 120 | 50 - 70 | 80 - 100 | 100 - 120 | - | 90 - 110 | 60 - 70 | 70 - 80 | - | 130 - 150 |
| Low country Vegetable | | | | | | | | | | |
| Ladies Fingers | 80 - 100 | 90 - 100 | 60 - 80 | 110 - 120 | 90 - 110 | 70 - 85 | - | - | - | 100 - 130 |
| Brinjals | 250 - 300 | 150 - 180 | 200 - 240 | 250 - 280 | 200 - 220 | 250 - 300 | 160 - 180 | - | - | 240 - 280 |
| Capsicum | 200 - 300 | 150 - 180 | 170 - 210 | 230 - 270 | 180 - 220 | 150 - 180 | 270 - 300 | 300 - 320 | - | 180 - 230 |
| Pumpkin | 40 - 60 | 40+ 50 | 35 - 45 | 45 - 50 | 70 - 80 | 30 - 50 | 50 - 60 | - | - | 50 - 60 |
| Cucumber | 50 - 70 | 50 - 60 | 55 - 70 | 80 - 100 | 50 - 60 | 30 - 40 | 80 - 100 | - | - | 60 - 90 |
| Bitter Gourd | 300 - 350 | 250 - 260 | 180 - 210 | 270 - 300 | 200 - 250 | 220 - 250 | - | - | - | 250 - 280 |
| Snake Gourd | 150 - 180 | 130 - 150 | 90 - 120 | 180 - 200 | 100 - 120 | 110 - 120 | - | - | - | 140 - 180 |
| Drumstick | 80 - 100 | 70 - 80 | - | 80 - 100 | 70 - 80 | 60 - 80 | - | - | - | 85 - 120 |
| Luffa | 150 - 180 | 140 - 160 | 100 - 120 | 140 - 160 | 100 - 120 | 100 - 120 | - | - | - | 140 - 160 |
| Long Beans | 200 - 220 | 130 - 150 | 120 - 150 | 180 - 230 | 100 - 130 | 130 - 150 | - | - | - | 170 - 200 |
| Ash Plantains | 200 - 220 | 180 - 200 | 200 - 220 | 180 - 200 | - | 130 - 160 | - | - | - | 180 - 200 |
| Green Chillies | 400 - 450 | 350 - 400 | 380 - 450 | 330 - 380 | 380 - 400 | 300 - 370 | 400 - 450 | - | - | 330 - 380 |
| Lime | 1200 - 1300 | 1200 - 1300 | 1100 - 1250 | 1400 - 1450 | - | 1000 - 1200 | - | - | - | 1300 - 1500 |
| Sweet Potatoe | 70 - 100 | 80 - 90 | 45 - 60 | 70 - 100 | 100 - 120 | 65 - 75 | 80 - 100 | - | - | 75 - 100 |
| Manioc | 100 - 105 | 90 - 100 | 70 - 80 | 100 - 105 | 80 - 90 | 60 - 80 | 100 - 110 | - | - | 120 - 120 |
| Eggplant | 200 - 250 | 270 - 280 | 220 - 250 | 270 - 320 | 240 - 270 | - | - | - | - | 270 - 300 |
| Potato(Imported) | 150 - 200 | 160 - 175 | 150 - 160 | 155 - 160 | - | 160 - 180 | - | - | - | 155 - 160 |
| Potato (Welimada) | 170 - 180 | 180 - 200 | 175 - 190 | 180 - 210 | - | 180 - 200 | 170 - 180 | - | - | - |
| Potato (Nuwaraeliya) | 230 - 240 | 210 - 220 | - | 230 - 240 | - | - | - | 200 - 210 | - | 200 - 220 |
| B'Onion Imported | 125 - 230 | 80 - 220 | 220 - 230 | 220 - 230 | - | 80 - 230 | 220 - 230 | - | - | 90 - 235 |
| Big-onion Local | 200 - 225 | 240 - 250 | 210 - 240 | 225 - 235 | - | 200 - 230 | - | - | - | 225 - 230 |
| Banana | | | | | | | | | | |
| Ambul(Rs/Kg) | 120 - 150 | | | | | | | | | |
| Kolikuttu | 440 - 480 | | | | | | | | | |
| Seeni | 120 - 150 | | | | | | | | | |
| Anamalu (Rs/Fruits) | 22 - 26 | | | | | | | | | |
| Papaya (Rs/Kg) | 60 - 90 | | | | | | | | | |
| Passion Fruits(Rs/Fruit) | 55 - 70 | | | | | | | | | |
| Other Fruits (Rs/Fruit) | | | | | | | | | | |
| Pineapple - Large | 670 - 720 | | | | | | | | | |
| - Medium | 550 - 600 | | | | | | | | | |
| - Small | 400 - 460 | | | | | | | | | |
| Mango - Betti | - | | | | | | | | | |
| - Karathakola | 240 - 280 | | | | | | | | | |
| Woodapple | 18 - 22 | | | | | | | | | |
| Avocado | 50 - 100 | | | | | | | | | |
| Orange | 50 - 60 | | | | | | | | | |

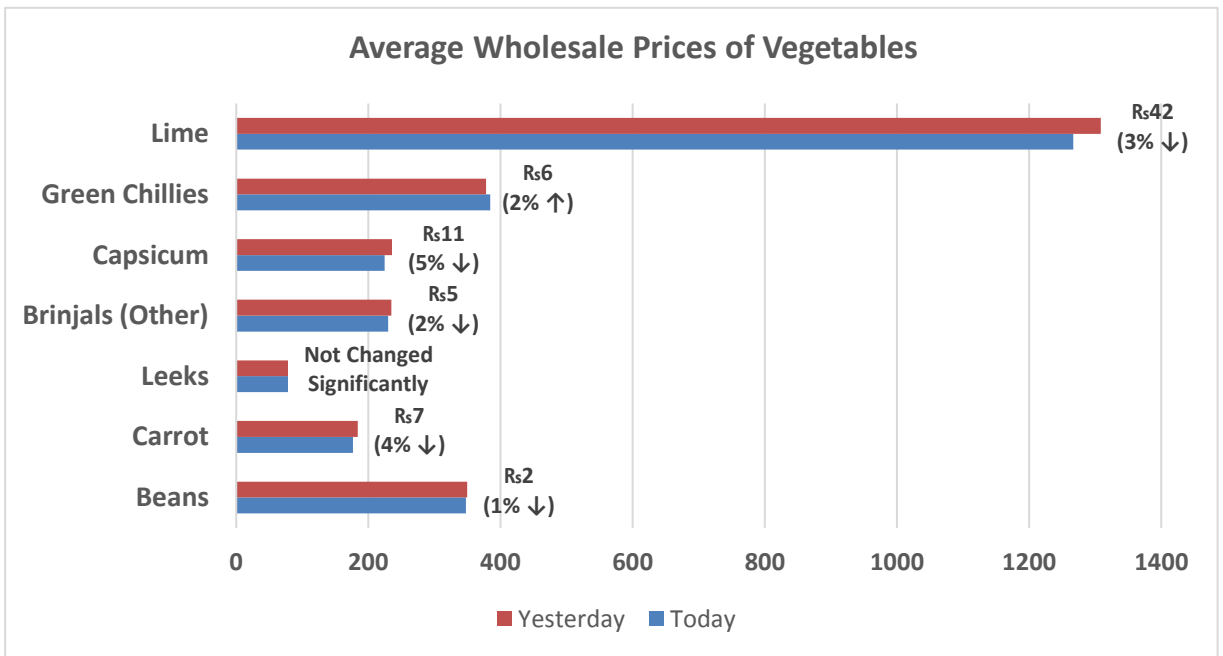
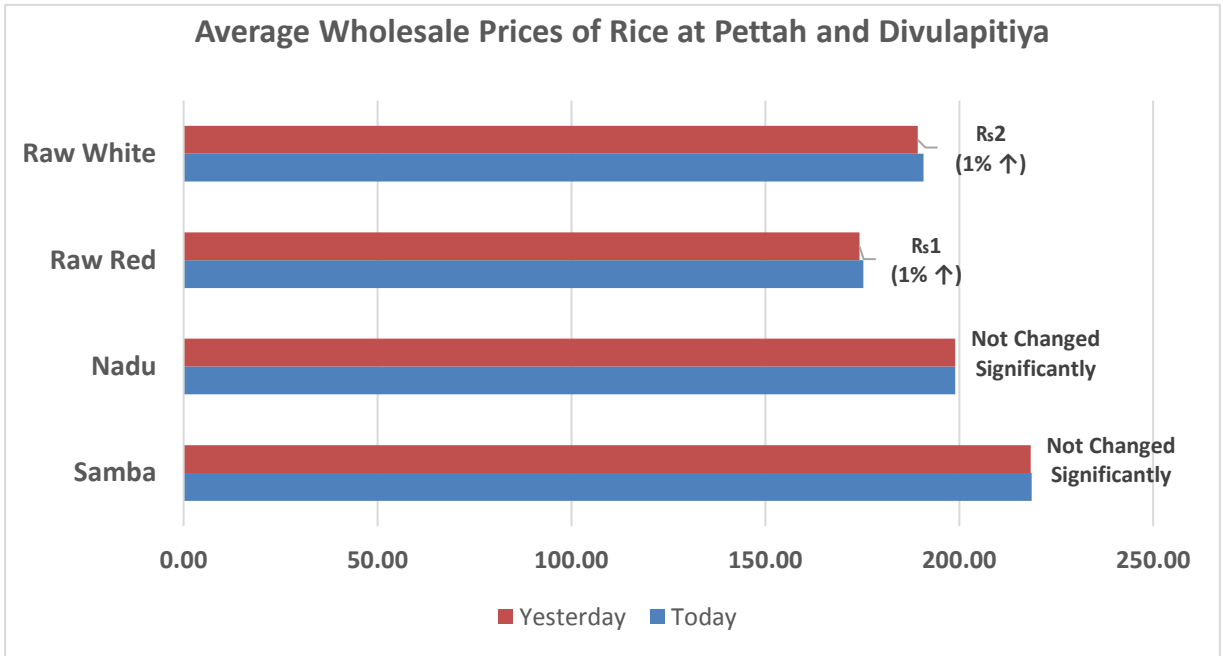


හෙක්ටර් කොබ්බෑකඩුව ගොවිකටයුතු පර්යේෂණ හා පුහුණු කිරීමේ ආයතනය
Hector Kobbekaduwa Agrarian Research and Training Institute
 දත්ත කළමනාකරණ අංශය
 තොග මිල ගණන් (කිලෝවකට රුපියල්)

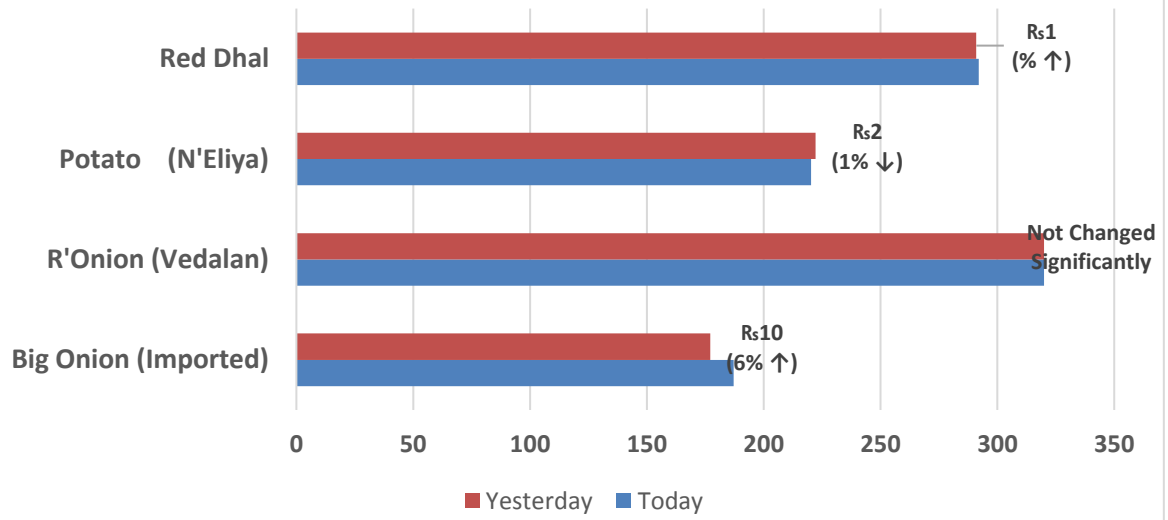


| වර්ගය | 5/10/2023 | 5/10/2023 | 5/10/2023 | 4/10/2023 | 5/10/2023 | 5/10/2023 | 5/10/2023 | 5/10/2023 | 5/10/2023 | 5/10/2023 | 4/10/2023 |
|--------------------------|---------------------|-------------------|-------------------|------------------|-----------------------|----------------------|-----------------------|---------------------|----------------------|---------------------|-----------|
| | පැලියගොඩ වෙළඳපොළ | මහනුවර වෙළඳපොළ | දඹුල්ල වෙළඳපොළ | මීගොඩ වෙළඳපොළ | නොරොටුවෝලේ වෙළඳපොළ | තඹුන්තේගම වෙළඳපොළ | කැපපෙට්පොළ වෙළඳපොළ | නුවරඑළිය වෙළඳපොළ | බණ්ඩාරවෙල වෙළඳපොළ | වේයන්තොඩ වෙළඳපොළ | |
| උඩරට එළවළු | | | | | | | | | | | |
| බෝංචි | 300 - 400 | 250 - 280 | 270 - 330 | 350 - 380 | - | 360 - 400 | 350 - 370 | 360 - 380 | - | 380 - 400 | |
| කැරට | 150 - 180 | 160 - 180 | 130 - 160 | 180 - 220 | - | 220 - 240 | 130 - 150 | 160 - 170 | - | 180 - 220 | |
| ලීක්ස් | 70 - 80 | 60 - 70 | 70 - 90 | 90 - 100 | - | 80 - 90 | 60 - 65 | 70 - 80 | - | 80 - 100 | |
| බීටරුට | 80 - 100 | 90 - 100 | 60 - 80 | 90 - 110 | 60 - 80 | 90 - 100 | - | - | - | 85 - 90 | |
| බීටරුට (නුවරඑළිය) | 120 - 130 | 120 - 130 | 90 - 110 | - | - | - | 90 - 100 | 90 - 100 | - | 100 - 120 | |
| නෝකෝල් | 80 - 100 | 70 - 80 | 60 - 80 | 95 - 110 | - | 50 - 70 | 70 - 80 | 80 - 90 | - | 90 - 100 | |
| රාබු | 70 - 80 | 50 - 60 | 40 - 70 | 90 - 100 | 40 - 60 | 60 - 80 | 40 - 50 | 60 - 70 | - | 75 - 100 | |
| ගෝවා (නුවරඑළිය) | 75 - 80 | 70 - 80 | 65 - 70 | 105 - 110 | - | 95 - 100 | 40 - 50 | 70 - 80 | - | 100 - 120 | |
| ගෝවා (නුවර) | 60 - 70 | 40 - 50 | 50 - 60 | 90 - 100 | 60 - 70 | 80 - 90 | - | - | - | 80 - 90 | |
| තක්කාලි | 100 - 120 | 50 - 70 | 80 - 100 | 100 - 120 | - | 90 - 110 | 60 - 70 | 70 - 80 | - | 130 - 150 | |
| පහතරට එළවළු | | | | | | | | | | | |
| බණ්ඩක්කා | 80 - 100 | 90 - 100 | 60 - 80 | 110 - 120 | 90 - 110 | 70 - 85 | - | - | - | 100 - 130 | |
| වමබටු | 250 - 300 | 150 - 180 | 200 - 240 | 250 - 280 | 200 - 220 | 250 - 300 | 160 - 180 | - | - | 240 - 280 | |
| මාළු මිරිස් | 200 - 300 | 150 - 180 | 170 - 210 | 230 - 270 | 180 - 220 | 150 - 180 | 270 - 300 | 300 - 320 | - | 180 - 230 | |
| වටටක්කා | 40 - 60 | 40 - 50 | 35 - 45 | 45 - 50 | 70 - 80 | 30 - 50 | 50 - 60 | - | - | 50 - 60 | |
| පිපිඤ්ඤා | 50 - 70 | 50 - 60 | 55 - 70 | 80 - 100 | 50 - 60 | 30 - 40 | 80 - 100 | - | - | 60 - 90 | |
| කරවිල | 300 - 350 | 250 - 260 | 180 - 210 | 270 - 300 | 200 - 250 | 220 - 250 | - | - | - | 250 - 280 | |
| පනෝල | 150 - 180 | 130 - 150 | 90 - 120 | 180 - 200 | 100 - 120 | 110 - 120 | - | - | - | 140 - 180 | |
| මුරුංගා | 80 - 100 | 70 - 80 | - | 80 - 100 | 70 - 80 | 60 - 80 | - | - | - | 85 - 120 | |
| වැටකොළ | 150 - 180 | 140 - 160 | 100 - 120 | 140 - 160 | 100 - 120 | 100 - 120 | - | - | - | 140 - 160 | |
| මැකරල් | 200 - 220 | 130 - 150 | 120 - 150 | 180 - 230 | 100 - 130 | 130 - 150 | - | - | - | 170 - 200 | |
| අළු කෙසෙල් | 200 - 220 | 180 - 200 | 200 - 220 | 180 - 200 | - | 130 - 160 | - | - | - | 180 - 200 | |
| අමු මිරිස් | 400 - 450 | 350 - 400 | 380 - 450 | 330 - 380 | 380 - 400 | 300 - 370 | 400 - 450 | - | - | 330 - 380 | |
| දෙහි | 1200 - 1300 | 1200 - 1300 | 1100 - 1250 | 1400 - 1450 | - | 1000 - 1200 | - | - | - | 1300 - 1500 | |
| බතල | 70 - 100 | 80 - 90 | 45 - 60 | 70 - 100 | 100 - 120 | 65 - 75 | 80 - 100 | - | - | 75 - 100 | |
| මඤ්ඤාක්කා | 100 - 105 | 90 - 100 | 70 - 80 | 100 - 105 | 80 - 90 | 60 - 80 | 100 - 110 | - | - | 120 - 120 | |
| එළබටු | 200 - 250 | 270 - 280 | 220 - 250 | 270 - 320 | 240 - 270 | - | - | - | - | 270 - 300 | |
| අර්තාපල් (ආනයනික) | 150 - 200 | 160 - 175 | 150 - 160 | 155 - 160 | - | 160 - 180 | - | - | - | 155 - 160 | |
| අර්තාපල් (වැලිමඩ) | 170 - 180 | 180 - 200 | 175 - 190 | 180 - 210 | - | 180 - 200 | 170 - 180 | - | - | - | |
| අර්තාපල් (නුවරඑළිය) | 230 - 240 | 210 - 220 | - | 230 - 240 | - | - | - | 200 - 210 | - | 200 - 220 | |
| ලොකුඑළු (ආනයනික) | 125 - 230 | 80 - 220 | 220 - 230 | 220 - 230 | - | 80 - 230 | 220 - 230 | - | - | 90 - 235 | |
| ලොකුඑළු දේශීය | 200 - 225 | 240 - 250 | 210 - 240 | 225 - 235 | - | 200 - 230 | - | - | - | 225 - 230 | |
| කෙසෙල් | | | | | | | | | | | |
| ඇඹුල් (කිලෝවකට) | 120 - 150 | | | | | | | | | | |
| කෝලිකුටු (කිලෝවකට) | 440 - 480 | | | | | | | | | | |
| සීනි (කිලෝවකට) | 120 - 150 | | | | | | | | | | |
| ආනමාළු (එකකට රු.) | 22 - 26 | | | | | | | | | | |
| ගස්ලබු (කිලෝවකට) | 60 - 90 | | | | | | | | | | |
| වැල්දොඩම් (එකකට රු.) | 55 - 70 | | | | | | | | | | |
| පළතුරු (එකකට රු.) | | | | | | | | | | | |
| අන්නාස - ලොකු ප්‍රමාණය | 670 - 720 | | | | | | | | | | |
| - මධ්‍යම ප්‍රමාණය | 550 - 600 | | | | | | | | | | |
| - කුඩා ප්‍රමාණය | 400 - 460 | | | | | | | | | | |
| අඹ - බෙට්ටි | - | | | | | | | | | | |
| - කර්තකොලොමබන් | 240 - 280 | | | | | | | | | | |
| දිවුල් | 18 - 22 | | | | | | | | | | |
| අලිපේර | 50 - 100 | | | | | | | | | | |
| දොඩම් | 50 - 60 | | | | | | | | | | |


 Data Management Division
 Hector Kobbekaduwa Agrarian
 Research and Training Institute
 P.O. Box 1522
 Colombo.



Average Wholesale Prices of Other Field Crops



[Signature]
Data Management Division
Hector Kobbekaduwa Agrarian
Research and Training Institute
P.O. Box 1522
Colombo.

