



Hector Kobbekaduwa Agrarian Research and Training Institute

Data Management Division

(Wholesale Prices of Rice & Subsidiary Food Crops)



2023.10.09

| Item | 7/10/2023 | | | | Marandagahamula | | | | | |
|--------------------------------|-----------|-----------|---------|---------|-----------------|--------|----------|---------|--------|----------|
| | Range | | Average | | Change * | Range | | Average | | Change * |
| | 9-Oct | | 9-Oct | 6-Oct | | 9-Oct | | 9-Oct | 6-Oct | |
| Rice (Rs/kg) | | | | | | | | | | |
| Samba 1 | 220.00 | - 225.00 | 223.00 | 222.00 | 1.00 | 225.00 | - 228.00 | 226.50 | 225.25 | 1.25 |
| Samba 2 | 215.00 | - 215.00 | 215.00 | 215.00 | | 210.00 | - 215.00 | 212.20 | 211.80 | 0.40 |
| Keeri Samba | 280.00 | - 290.00 | 286.00 | 286.00 | | 270.00 | - 285.00 | 281.00 | 287.25 | -6.25 |
| Nadu 1 | 200.00 | - 200.00 | 200.00 | 200.00 | | 200.00 | - 214.00 | 209.50 | 209.50 | |
| Nadu 2 | 195.00 | - 195.00 | 195.00 | 196.00 | -1.00 | 188.00 | - 195.00 | 191.80 | 191.40 | 0.40 |
| Raw red | 170.00 | - 180.00 | 176.00 | 174.00 | 2.00 | 170.00 | - 175.00 | 172.50 | 174.50 | -2.00 |
| Raw White | 185.00 | - 200.00 | 192.00 | 193.00 | -1.00 | 180.00 | - 186.00 | 183.40 | 185.60 | -2.20 |
| Imported Rice | | | | | | | | | | |
| Ponne Samba | - | | | | | - | | | | |
| Nadu | - | | | | | - | | | | |
| Raw White | - | | | | | - | | | | |
| Raw red | - | | | | | - | | | | |
| Subsidiary Food Crops | | | | | | | | | | |
| Dried Chillies (Rs/Kg) | | | | | | | | | | |
| Imported | 1000.00 | - 1100.00 | 1040.00 | 1020.00 | 20.00 | | | | | |
| Local | | | | | | | | | | |
| Onion (Rs/Kg) | | | | | | | | | | |
| Sinnan | 240.00 | - 280.00 | 256.00 | 248.00 | 8.00 | | | | | |
| Vedalan | 320.00 | - 370.00 | 340.00 | 350.00 | -10.00 | | | | | |
| Imported | - | | | | | | | | | |
| Big Onion | | | | | | | | | | |
| Imported | 110.00 | - 220.00 | 154.00 | 190.00 | -36.00 | | | | | |
| Local | 200.00 | - 220.00 | 208.00 | 234.00 | -26.00 | | | | | |
| Potatoes (Rs/Kg) | | | | | | | | | | |
| Welimada | 170.00 | - 180.00 | 174.00 | 174.00 | | | | | | |
| Nuwaraeliya | 200.00 | - 210.00 | 204.00 | 226.00 | -22.00 | | | | | |
| Imported | 160.00 | - 190.00 | 178.00 | 162.00 | 16.00 | | | | | |
| Pulses (Rs/Kg) | | | | | | | | | | |
| Green Gram | 750.00 | - 800.00 | 780.00 | 780.00 | | | | | | |
| Cowpea | 950.00 | - 950.00 | 950.00 | 944.00 | 6.00 | | | | | |
| Red Dhal | 285.00 | - 300.00 | 291.00 | 286.00 | 5.00 | | | | | |
| Consumption Item(Rs/Kg) | | | | | | | | | | |
| Sugar(White) | 250.00 | - 255.00 | 252.50 | 250.00 | 2.50 | | | | | |
| Wheat Flour | 160.00 | - 170.00 | 165.00 | 165.00 | | | | | | |
| Eggs (Rs/Egg) | | | | | | | | | | |
| Brown | 48.50 | - 49.00 | 48.75 | 48.25 | 0.50 | | | | | |
| White | 47.00 | - 47.50 | 47.25 | 47.25 | | | | | | |



Hector Kobbekaduwa Agrarian Research and Training Institute

Data Management Division



Wholesale Prices in Selected Markets (Rs/Kg)


| Variety | 9/10/2023 | 9/10/2023 | 9/10/2023 | 8/10/2023 | 9/10/2023 | 9/10/2023 | 9/10/2023 | 9/10/2023 | 9/10/2023 | 8/10/2023 |
|--------------------------------|-------------------|--------------|-----------------|----------------|-------------------|-----------------------|--------------------|--------------------|--------------------|------------------|
| | Peliyagoda Market | Kandy Market | Dambulla Market | Meegoda Market | Norochhole Market | Chambuththegam Market | Keppetipola Market | Nuwaraeliya Market | Bandarawela Market | Veyangoda Market |
| Up Country Vegetable | | | | | | | | | | |
| Beans | 300 - 400 | 300 - 330 | 300 - 380 | 390 - 430 | - | 350 - 400 | 280 - 320 | 300 - 330 | - | 400 - 430 |
| Carrot | 150 - 160 | 150 - 170 | 130 - 160 | 160 - 180 | - | 170 - 190 | 110 - 130 | 150 - 160 | - | 150 - 170 |
| Leeks | 70 - 80 | 60 - 70 | 60 - 70 | 60 - 90 | - | 70 - 80 | 60 - 65 | 60 - 70 | - | 80 - 90 |
| Beet root | 80 - 100 | 90 - 100 | 70 - 80 | 80 - 110 | 60 - 70 | 90 - 100 | - | - | - | - |
| Beet Root(N'eliya) | 120 - 130 | 120 - 130 | 100 - 110 | - | - | - | 80 - 90 | 90 - 110 | - | 95 - 110 |
| Knolkhol | 60 - 80 | 70 - 80 | 60 - 80 | 90 - 100 | - | 70 - 80 | 70 - 80 | 80 - 85 | - | 80 - 100 |
| Raddish | 60 - 70 | 50 - 60 | 40 - 70 | 80 - 110 | 50 - 60 | 60 - 80 | 40 - 50 | 50 - 60 | - | 80 - 110 |
| Cabbage (N'eliya) | 75 - 80 | 70 - 80 | 85 - 90 | 90 - 90 | - | 85 - 90 | 40 - 50 | 60 - 70 | - | 90 - 100 |
| Cabbage (Kandy) | 60 - 70 | 40 - 50 | 60 - 70 | 80 - 85 | 60 - 70 | 75 - 80 | - | - | - | 80 - 90 |
| Tomato | 120 - 150 | 100 - 120 | 100 - 120 | 110 - 130 | - | 120 - 130 | 70 - 80 | 80 - 90 | - | 130 - 140 |
| Low country Vegetable | | | | | | | | | | |
| Ladies Fingers | 120 - 140 | 90 - 110 | 60 - 80 | 120 - 130 | 90 - 100 | 80 - 90 | - | - | - | 100 - 120 |
| Brinjals | 250 - 300 | 170 - 200 | 200 - 260 | 230 - 300 | 220 - 250 | 250 - 300 | 150 - 160 | - | - | 240 - 290 |
| Capsicum | 200 - 300 | 250 - 280 | 220 - 250 | 240 - 330 | 150 - 200 | 170 - 220 | 280 - 300 | 300 - 330 | - | 270 - 280 |
| Pumpkin | 40 - 60 | 50+ 60 | 30 - 40 | 45 - 50 | 60 - 70 | 30 - 50 | 50 - 60 | - | - | 45 - 60 |
| Cucumber | 80 - 100 | 60 - 70 | 60 - 70 | 70 - 100 | 60 - 70 | 35 - 45 | 90 - 100 | - | - | 70 - 85 |
| Bitter Gourd | 300 - 350 | 280 - 300 | 240 - 280 | 280 - 300 | 220 - 250 | 220 - 250 | - | - | - | 250 - 280 |
| Snake Gourd | 150 - 180 | 120 - 150 | 90 - 120 | 170 - 210 | 100 - 120 | 120 - 130 | - | - | - | 150 - 160 |
| Drumstick | 80 - 150 | 100 - 110 | - | 90 - 120 | 70 - 80 | 80 - 100 | - | - | - | 90 - 110 |
| Luffa | 150 - 180 | 140 - 160 | 100 - 120 | 140 - 180 | 100 - 130 | 110 - 140 | - | - | - | 140 - 170 |
| Long Beans | 150 - 200 | 160 - 180 | 120 - 150 | 180 - 200 | 100 - 120 | 140 - 160 | - | - | - | 170 - 180 |
| Ash Plantains | 200 - 250 | 180 - 200 | 180 - 200 | 180 - 200 | - | 140 - 170 | - | - | - | 180 - 200 |
| Green Chillies | 350 - 400 | 350 - 400 | 300 - 380 | 350 - 380 | 370 - 400 | 300 - 370 | 400 - 450 | - | - | 300 - 350 |
| Lime | 1200 - 1400 | 1150 - 1200 | 1300 - 1400 | 1350 - 1450 | - | 1200 - 1300 | - | - | - | 1300 - 1400 |
| Sweet Potatoe | 80 - 100 | 80 - 100 | 65 - 85 | 65 - 90 | 90 - 100 | 80 - 100 | 85 - 100 | - | - | 70 - 90 |
| Manioc | 100 - 120 | 80 - 100 | 70 - 80 | 90 - 100 | 70 - 80 | 60 - 80 | 100 - 110 | - | - | 120 - 120 |
| Eggplant | 200 - 250 | 200 - 220 | 240 - 260 | 210 - 320 | 250 - 280 | - | - | - | - | 220 - 270 |
| Potato(Imported) | 160 - 190 | 160 - 180 | 160 - 170 | 170 - 185 | - | 160 - 175 | - | - | - | 180 - 185 |
| Potato (Welimada) | 170 - 180 | 180 - 190 | 160 - 170 | 200 - 210 | - | 170 - 190 | 170 - 180 | - | - | - |
| Potato (Nuwaraeliya) | 200 - 210 | 210 - 220 | - | 220 - 230 | - | - | - | 210 - 220 | - | 190 - 200 |
| B'Onion Imported | 110 - 220 | 80 - 225 | 200 - 210 | 95 - 198 | - | 90 - 220 | 225 - 235 | - | - | 85 - 205 |
| Big-onion Local | 200 - 220 | 230 - 240 | 200 - 220 | 230 - 240 | - | 200 - 230 | - | - | - | 240 - 240 |
| Banana | | | | | | | | | | |
| Ambul(Rs/Kg) | 120 - 150 | | | | | | | | | |
| Kolikuttu | 400 - 480 | | | | | | | | | |
| Seeni | 120 - 150 | | | | | | | | | |
| Anamalu (Rs/Fruits) | 22 - 28 | | | | | | | | | |
| Papaya (Rs/Kg) | 70 - 100 | | | | | | | | | |
| Passion Fruits(Rs/Fruit) | 55 - 60 | | | | | | | | | |
| Other Fruits (Rs/Fruit) | | | | | | | | | | |
| Pineapple - Large | 640 - 680 | | | | | | | | | |
| - Medium | 520 - 560 | | | | | | | | | |
| - Small | 380 - 440 | | | | | | | | | |
| Mango - Betti | - | | | | | | | | | |
| - Karthakola | 150 - 200 | | | | | | | | | |
| Woodapple | 18 - 22 | | | | | | | | | |
| Avocado | 50 - 90 | | | | | | | | | |
| Orange | 50 - 60 | | | | | | | | | |

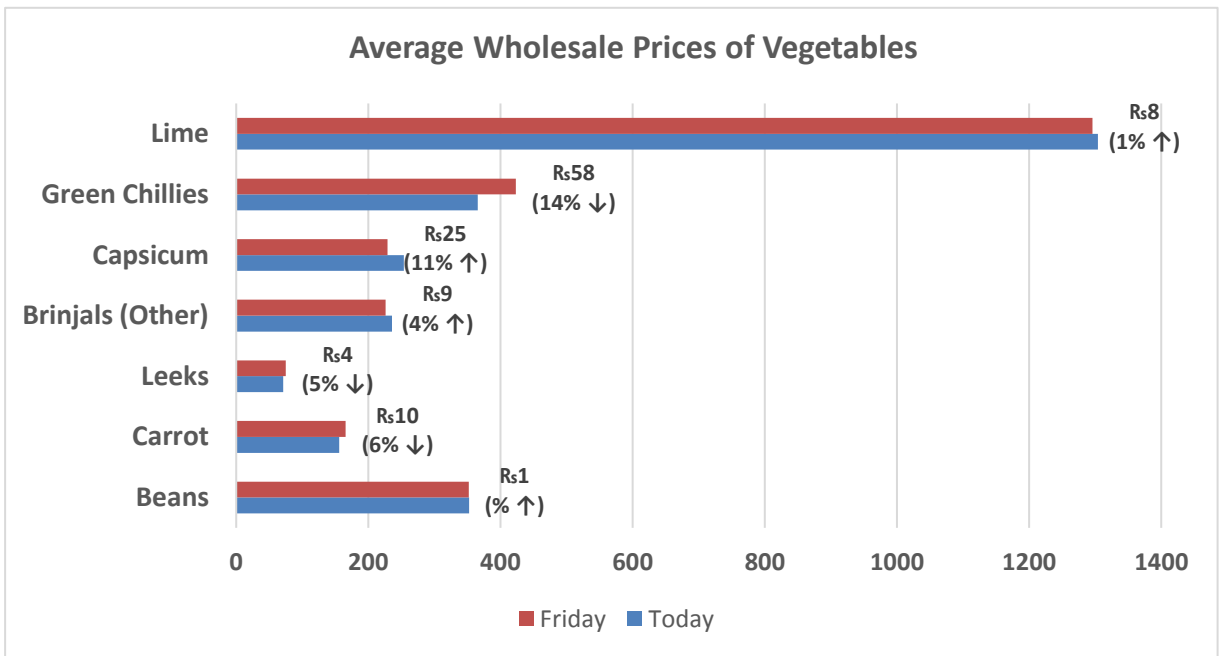
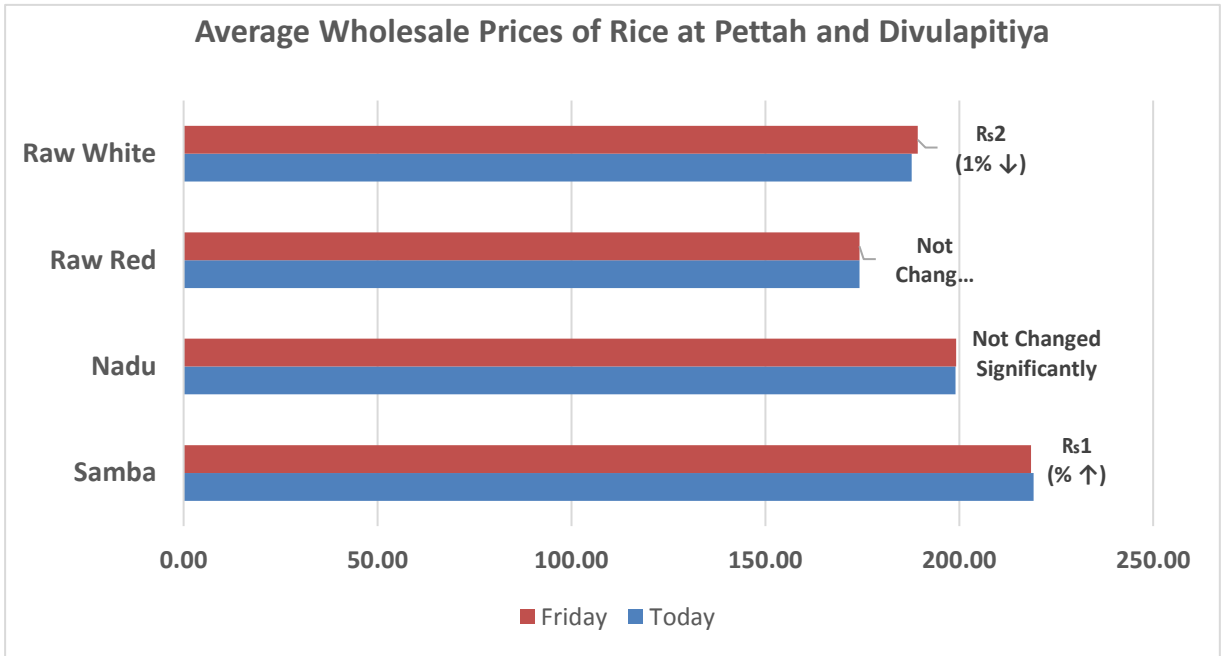


හෙක්ටර් කොබ්බෑකඩුව ගොවිකටයුතු පර්යේෂණ හා පුහුණු කිරීමේ ආයතනය
Hector Kobbekaduwa Agrarian Research and Training Institute
 දත්ත කළමනාකරණ අංශය
 තොග මිල ගණන් (කිලෝවකට රුපියල්)

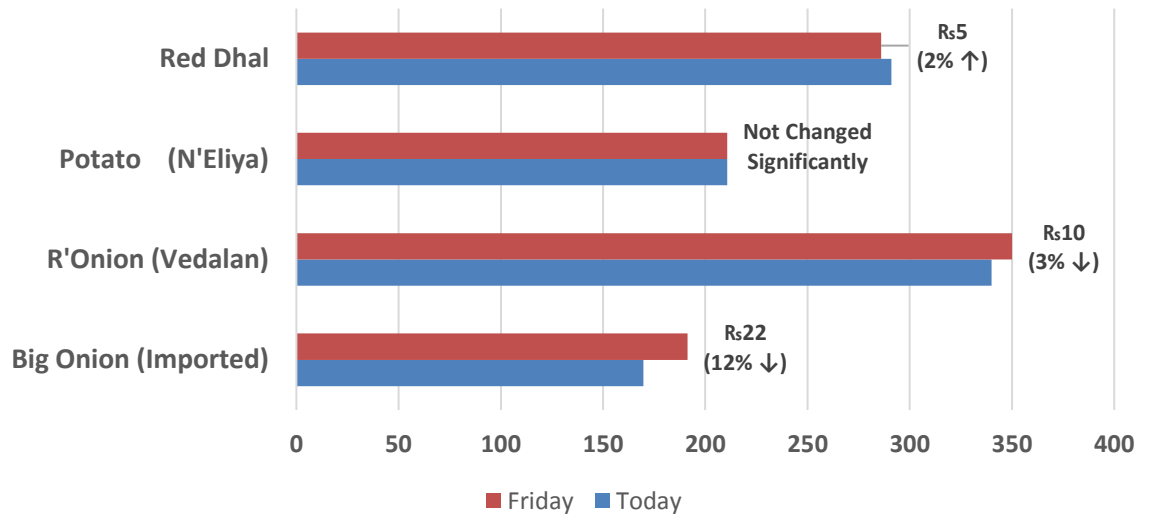


| වර්ගය | 9/10/2023 | 9/10/2023 | 9/10/2023 | 8/10/2023 | 9/10/2023 | 9/10/2023 | 9/10/2023 | 9/10/2023 | 9/10/2023 | 8/10/2023 |
|--------------------------|------------------|----------------|----------------|---------------|--------------------|-------------------|---------------------|------------------|-------------------|------------------|
| | පැලියගොඩ වෙළඳපොළ | මහනුවර වෙළඳපොළ | දඹුල්ල වෙළඳපොළ | මීගොඩ වෙළඳපොළ | නොරොටුවෝලේ වෙළඳපොළ | තඹුන්තේගම වෙළඳපොළ | කැප්පෙට්පොළ වෙළඳපොළ | නුවරඑළිය වෙළඳපොළ | බණ්ඩාරවෙල වෙළඳපොළ | වේයන්තොඩ වෙළඳපොළ |
| උඩරට එළවළු | | | | | | | | | | |
| බෝංචි | 300 - 400 | 300 - 330 | 300 - 380 | 390 - 430 | - | 350 - 400 | 280 - 320 | 300 - 330 | - | 400 - 430 |
| කැරට | 150 - 160 | 150 - 170 | 130 - 160 | 160 - 180 | - | 170 - 190 | 110 - 130 | 150 - 160 | - | 150 - 170 |
| ලීක්ස් | 70 - 80 | 60 - 70 | 60 - 70 | 60 - 90 | - | 70 - 80 | 60 - 65 | 60 - 70 | - | 80 - 90 |
| බීටරුව | 80 - 100 | 90 - 100 | 70 - 80 | 80 - 110 | 60 - 70 | 90 - 100 | - | - | - | - |
| බීටරුව (නුවරඑළිය) | 120 - 130 | 120 - 130 | 100 - 110 | - | - | - | 80 - 90 | 90 - 110 | - | 95 - 110 |
| නෝකෝල් | 60 - 80 | 70 - 80 | 60 - 80 | 90 - 100 | - | 70 - 80 | 70 - 80 | 80 - 85 | - | 80 - 100 |
| රාබු | 60 - 70 | 50 - 60 | 40 - 70 | 80 - 110 | 50 - 60 | 60 - 80 | 40 - 50 | 50 - 60 | - | 80 - 110 |
| ගෝවා (නුවරඑළිය) | 75 - 80 | 70 - 80 | 85 - 90 | 90 - 90 | - | 85 - 90 | 40 - 50 | 60 - 70 | - | 90 - 100 |
| ගෝවා (නුවර) | 60 - 70 | 40 - 50 | 60 - 70 | 80 - 85 | 60 - 70 | 75 - 80 | - | - | - | 80 - 90 |
| තක්කාලි | 120 - 150 | 100 - 120 | 100 - 120 | 110 - 130 | - | 120 - 130 | 70 - 80 | 80 - 90 | - | 130 - 140 |
| පහතරට එළවළු | | | | | | | | | | |
| බණ්ඩක්කා | 120 - 140 | 90 - 110 | 60 - 80 | 120 - 130 | 90 - 100 | 80 - 90 | - | - | - | 100 - 120 |
| වමබටු | 250 - 300 | 170 - 200 | 200 - 260 | 230 - 300 | 220 - 250 | 250 - 300 | 150 - 160 | - | - | 240 - 290 |
| මාළු මිරිස් | 200 - 300 | 250 - 280 | 220 - 250 | 240 - 330 | 150 - 200 | 170 - 220 | 280 - 300 | 300 - 330 | - | 270 - 280 |
| වටටක්කා | 40 - 60 | 50 - 60 | 30 - 40 | 45 - 50 | 60 - 70 | 30 - 50 | 50 - 60 | - | - | 45 - 60 |
| පිපිඤ්ඤා | 80 - 100 | 60 - 70 | 60 - 70 | 70 - 100 | 60 - 70 | 35 - 45 | 90 - 100 | - | - | 70 - 85 |
| කරවිල | 300 - 350 | 280 - 300 | 240 - 280 | 280 - 300 | 220 - 250 | 220 - 250 | - | - | - | 250 - 280 |
| පතෝල | 150 - 180 | 120 - 150 | 90 - 120 | 170 - 210 | 100 - 120 | 120 - 130 | - | - | - | 150 - 160 |
| මුරුංගා | 80 - 150 | 100 - 110 | - | 90 - 120 | 70 - 80 | 80 - 100 | - | - | - | 90 - 110 |
| වැටකොළ | 150 - 180 | 140 - 160 | 100 - 120 | 140 - 180 | 100 - 130 | 110 - 140 | - | - | - | 140 - 170 |
| මැකරල් | 150 - 200 | 160 - 180 | 120 - 150 | 180 - 200 | 100 - 120 | 140 - 160 | - | - | - | 170 - 180 |
| අළු කෙසෙල් | 200 - 250 | 180 - 200 | 180 - 200 | 180 - 200 | - | 140 - 170 | - | - | - | 180 - 200 |
| අමු මිරිස් | 350 - 400 | 350 - 400 | 300 - 380 | 350 - 380 | 370 - 400 | 300 - 370 | 400 - 450 | - | - | 300 - 350 |
| දෙහි | 1200 - 1400 | 1150 - 1200 | 1300 - 1400 | 1350 - 1450 | - | 1200 - 1300 | - | - | - | 1300 - 1400 |
| බතල | 80 - 100 | 80 - 100 | 65 - 85 | 65 - 90 | 90 - 100 | 80 - 100 | 85 - 100 | - | - | 70 - 90 |
| මඤ්ඤෝක්කා | 100 - 120 | 80 - 100 | 70 - 80 | 90 - 100 | 70 - 80 | 60 - 80 | 100 - 110 | - | - | 120 - 120 |
| එළබටු | 200 - 250 | 200 - 220 | 240 - 260 | 210 - 320 | 250 - 280 | - | - | - | - | 220 - 270 |
| අර්තාපල් (ආනයනික) | 160 - 190 | 160 - 180 | 160 - 170 | 170 - 185 | - | 160 - 175 | - | - | - | 180 - 185 |
| අර්තාපල් (වැලිමඩ) | 170 - 180 | 180 - 190 | 160 - 170 | 200 - 210 | - | 170 - 190 | 170 - 180 | - | - | - |
| අර්තාපල් (නුවරඑළිය) | 200 - 210 | 210 - 220 | - | 220 - 230 | - | - | - | 210 - 220 | - | 190 - 200 |
| ලොකුඑළුණ (ආනයනික) | 110 - 220 | 80 - 225 | 200 - 210 | 95 - 198 | - | 90 - 220 | 225 - 235 | - | - | 85 - 205 |
| ලොකුඑළුණ දේශීය | 200 - 220 | 230 - 240 | 200 - 220 | 230 - 240 | - | 200 - 230 | - | - | - | 240 - 240 |
| කෙසෙල් | | | | | | | | | | |
| ඇඹුල් (කිලෝවකට) | 120 - 150 | | | | | | | | | |
| කෝලිකුටුටු (කිලෝවකට) | 400 - 480 | | | | | | | | | |
| සීනි (කිලෝවකට) | 120 - 150 | | | | | | | | | |
| ආනමාළු (එකකට රු.) | 22 - 28 | | | | | | | | | |
| ගස්ලබු (කිලෝවකට) | 70 - 100 | | | | | | | | | |
| වැල්දොඩම් (එකකට රු.) | 55 - 60 | | | | | | | | | |
| පළතුරු (එකකට රු.) | | | | | | | | | | |
| අන්නාස - ලොකු ප්‍රමාණය | 640 - 680 | | | | | | | | | |
| - මධ්‍යම ප්‍රමාණය | 520 - 560 | | | | | | | | | |
| - කුඩා ප්‍රමාණය | 380 - 440 | | | | | | | | | |
| අඹ - බෙට්ටි | - | | | | | | | | | |
| - කර්තකොලොමබන් | 150 - 200 | | | | | | | | | |
| දිවුල් | 18 - 22 | | | | | | | | | |
| අලිපේර | 50 - 90 | | | | | | | | | |
| දොඩම් | 50 - 60 | | | | | | | | | |


 Data Management Division
 Hector Kobbekaduwa Agrarian
 Research and Training Institute
 P.O. Box 1522
 Colombo.



Average Wholesale Prices of Other Field Crops



[Signature]
Data Management Division
Hector Kobbekaduwa Agrarian
Research and Training Institute
P.O. Box 1522
Colombo.

