

## RETAIL MARKET AT A GLANCE

### Summary

#### Rice



Prices of all local samba and raw varieties have increased by less than Rs.3.00/kg. Average farm gate prices of all paddy varieties have decreased in all major producing areas.

(Page No.01-02)

#### Other Field Crops



Prices of Nuwara Eliya and imported potatoes have decreased further by Rs.8.00/kg and Rs.7.00/kg respectively while prices of both imported red onion and big onion have increased by Rs.33.00/kg and Rs.6.00/kg respectively.

(Page No.02-04)

#### Vegetables



Retail prices of most of the up country vegetables have decreased while the prices of most of the low-country vegetables have increased.

(Page No.04-05)

#### Coconut



Prices of large and small coconut have increased further by Rs.5.00/nut for large nuts and Rs.3.00/nut for small nuts.

(Page No.06)

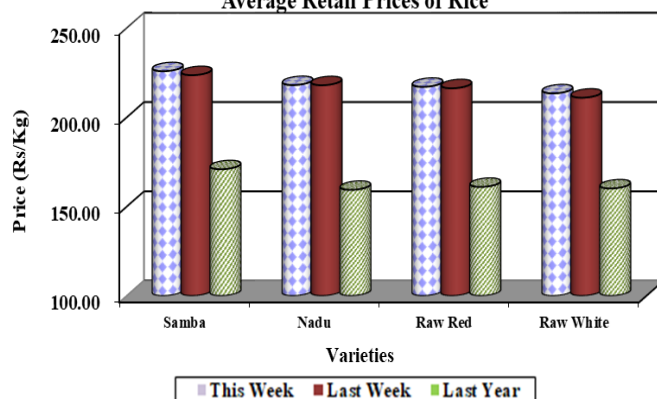
#### Egg



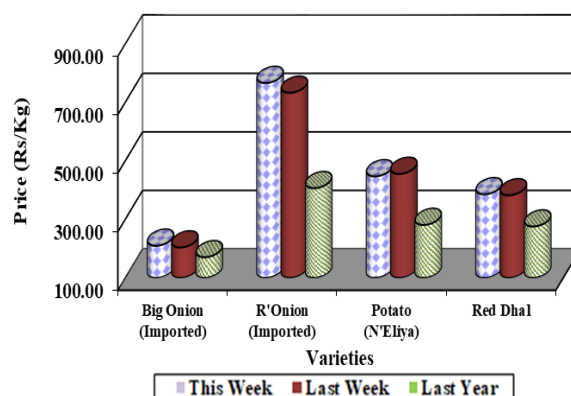
Prices of both brown and white eggs have decreased by Rs.5.00/egg. Prices ranged Rs.57.00-60.00/kg for brown egg and Rs.55.00-60.00/egg for white eggs.

(Page No.09)

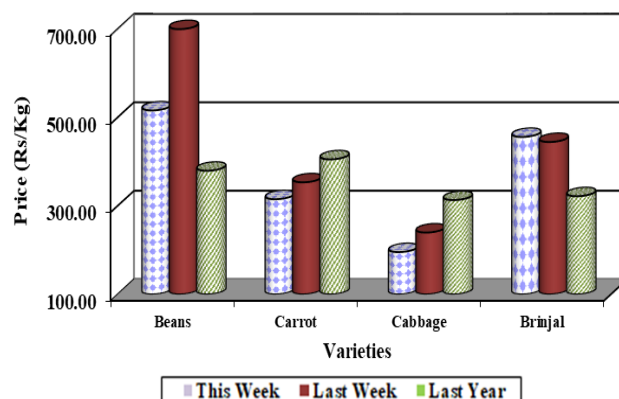
Average Retail Prices of Rice



Average Retail Prices of Other Field Crops



Average Retail Prices of Vegetables



**Rice**

**Wholesale**

Prices of both grade I and II nadu, raw red and raw white have decreased by about 1% and price ranges of grade I and II nadu were Rs.200.00-210.00/kg and Rs.190.00-200.00/kg respectively. Average prices of raw red and raw white were Rs.197.00/kg and Rs.192.00/kg respectively. Prices of all other local rice varieties have not changed significantly and average prices of grade I and II samba and keeri samba were Rs.214.00/kg, Rs.206.00/kg and Rs.223.00/kg respectively.

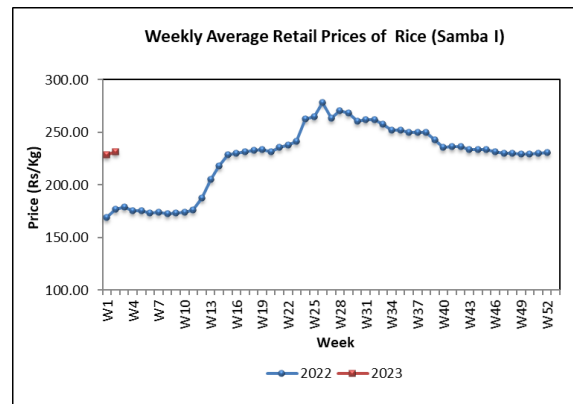
Prices of both imported nadu and raw white have decreased by 1% too and their price ranges were Rs.170.00-180.00/kg and Rs.165.00-170.00/kg respectively. Average price of imported ponni samba was Rs.208.00/kg.

Compared to the same period of last year, prices of all types of local rice varieties except keeri samba have increased in the range of 25%-31% while price of keeri samba has decreased by 3%. Prices of imported ponni samba, nadu and raw white have increased by 63%, 47% and 41% respectively.

**Retail**

Prices of all local samba rice varieties have increased by Rs.1.00-3.00/kg. The highest price increase was reported for samba grade I and price ranged Rs.230.00-240.00/kg. Prices of raw white and raw red have increased by Rs.2.00/kg and Rs.1.00/kg and average price ranges were Rs.200.00-220.00/kg. Prices of nadu grade I and II have not changed significantly and prices ranged Rs.210.00-230.00/kg.

Prices of all imported rice varieties have decreased by Rs.1.00-4.00/kg with the highest price increase being noted for samba.



Compared to the same period of last year, prices of all local rice varieties have increased by 5%-39% and prices of all imported rice varieties have increased by 38%-51%.

### **Paddy**

The average farm gate paddy prices of all major paddy varieties have decreased further considerably. Accordingly, the average price of short grain paddy has decreased by Rs.1.00-9.00/kg and the highest price decrease reported from Anuradhapura, Nikaweratiya and Kalawewa areas. Subsequently, the average price of keeri samba paddy has also decreased by Rs.1.00-6.00/kg and prices ranged Rs.95.00-106.00/kg. Likewise, the average prices of long grain white paddy also decreased by Rs.1.00-10.00/kg with the highest priced decreased reported from Kalawewa as Rs.10.00/kg and followed by Anuradhapura Rs.9.00/kg. A price decrease of Rs.9.00/kg was reported for long grain red paddy in Matara and Hombantota areas and prices ranged Rs.105.00-115.00/kg in major producing areas in the Southern province.

Compared to the same period of last year, the average farm gate prices of keeri samba in all major producing areas have decreased by 17%-21%.

### **Dried Chillies**

#### **Wholesale**

Price of imported dried chillies has decreased by 3% due to increased imported supply and the price ranged Rs.1280.00-1400.00/kg.

Compared to the same period of last year, price of imported dried chillies has increased by 82%.

#### **Retail**

Price of imported dried chillies has decreased by Rs.8.00/kg and the price ranged Rs.1500.00-1900.00/kg.

Compared to the same period of last year, price of imported dried chillies has increased by 111%.

### **Onion**

#### **Wholesale**

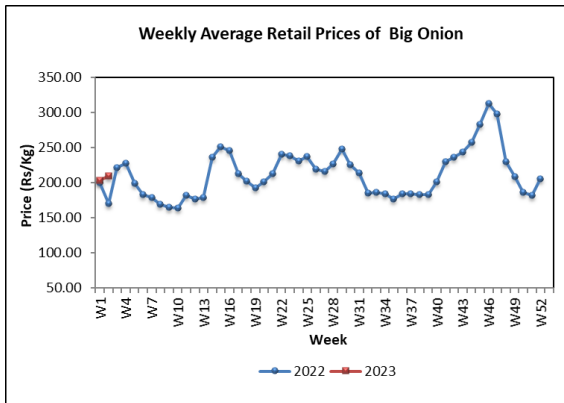
Local red onion stocks were not available at the market during this week too. Price of imported red onion has not changed significantly and the average price was Rs.590.00/kg. Price of imported big onion has decreased by 5% due to increased supply of both high quality and low quality stocks and the price ranged Rs.145.00-165.00/kg.

Compared to the same period of last year, prices of both imported red onion and big onion have increased by 101% and 17% respectively.

#### **Retail**

Prices of imported red onion and big onion have increased by Rs.33.00/kg and Rs.6.00/kg respectively and the price ranged between Rs.600.00-800.00/kg and Rs.180.00-240.00/kg respectively.

## Weekly Food Commodities Bulletin



Compared to the same period of last year, prices of imported red onion and imported big onion have increased by 88% and 23% respectively.

### Potato

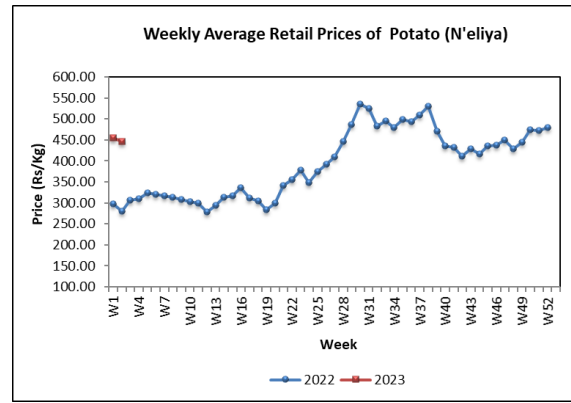
#### Wholesale

Prices of imported and Nuwara Eliya potatoes have decreased by 33% and 15% respectively due to increased supply of both stocks and their price ranges were Rs.105.00-115.00/kg and Rs.350.00-360.00/kg respectively.

Compared to the same period of last year, price of Nuwara Eliya potato has increased by 48% while the price of imported potato has decreased by 36%.

#### Retail

Prices of Nuwara Eliya and imported potatoes have decreased by Rs.8.00/kg and Rs.7.00/kg respectively and the price ranges were Rs.400.00-520.00/kg and Rs.140.00-360.00/kg respectively.



Compared to the same period of last year, price of Nuwara Eliya potato has increased by 59% while the price of imported potato has decreased by 4%.

### Pulses

#### Wholesale

Prices of red cowpea and red dhal have decreased by 2% and 1% respectively due to increased supply and their price ranges were Rs.1200.00-1350.00/kg and Rs.350.00-360.00/kg respectively. Price of green gram has increased by 5% due to decreased supply of local stocks and the price ranged Rs.1150.00-1275.00/kg and the average price of white cowpea was Rs.1301.00/kg.

Compared to the same period of last year, prices of all types of pulses have increased in the range of 41%-172% and the highest price increase was reported for red cowpea.

### **Retail**

Price of all types of pulses have increased by Rs.3.00-73.00/kg. The highest price increase was reported for red cowpea by Rs.73.00/kg and the price range was Rs.1300.00-1600.00/kg. Price of red dhal has increased by Rs.3.00/kg and the price ranged Rs.370.00-400.00/kg. The average prices of green gram and white cowpea were Rs.1308.00/kg and Rs.1437.00/kg

Compared to the same period of last year, all types of pulses have increased by 40%-163% and the highest was reported for red cowpea.

### **Vegetable**

#### **Wholesale**

Prices of most of the up country vegetable varieties have decreased due to increased market supply from main producing areas. However, prices of most of the low country vegetable varieties have increased due to decreased market supply in the off season.

Considering up country vegetable prices, the highest price increase was reported for cabbage by 41% due to increased supply from Nuwara Eliya and Puttalam areas. Prices of carrot and leeks have decreased by 36% and 20% respectively due to increased market supply from Nuwara Eliya and Thalawakele areas. Further,

price of beans has decreased by 25% due to low quality stocks received from Kandy and Matale area.

Meanwhile, price of tomato has decreased by 36% due to increased supply from Balangoda and Kandy area. However, price of capsicum has increased by 2%.

Considering low country vegetable, the highest price increase was reported for cucumber by 46% due to decreased supply from Embilipitiya and other main producing areas. A price increase was reported for brinjal by 43% due to decreased supply from Embilipitiya and Sooriyawewa area. Price of ladies fingers has increased by 22% due to decreased supply from Embilipitiya, Thambuttegama and Dambulla areas. Further, price of ash plantain has increased by 9% due to decreased market supply from Embilipitiya and Sooriyawewa areas and prices of pumpkin has increased by 3%.

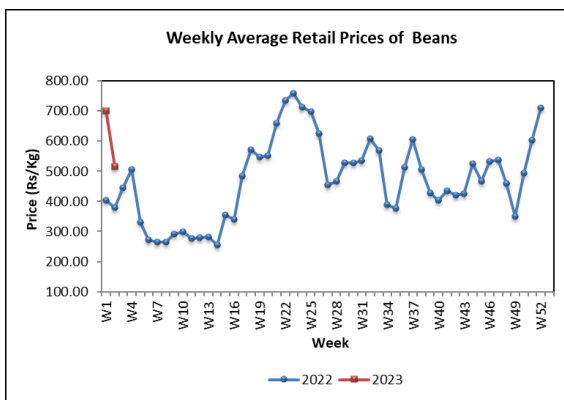
However, prices of snake gourd, luffa and bitter gourd have decreased by 13%, 9% and 8% respectively due to increased supply from Kandy and Embilipitiya areas. Further, price of long bean has decreased by 23% due to increased supply from Thissamaharama and Hambantota areas.

Compared to the same period of last year, wholesale prices of most of the vegetable varieties have increased with the highest price increase of 234% being reported for ash plantain.

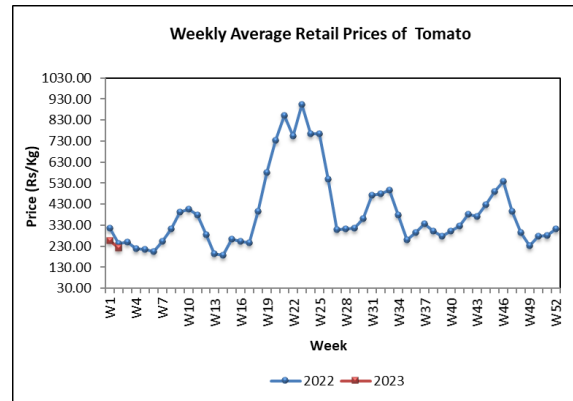
### Retail

In line with the fluctuations of wholesale prices, retail prices of most of the up-country varieties have decreased and prices of most of the low country varieties have increased.

Considering up-country varieties, the highest price decrease was reported for beans as Rs.184.00/kg followed by Rs.44.00/kg for cabbage. Further, prices of carrot, leeks and beetroot have decreased by Rs.35.00-38.00/kg. However, price of knolkhol has increased by Rs.24.00/kg.



Price of tomato has decreased by Rs.36.00/kg and price of capsicum has increased by Rs.30.00/kg.



Considering low-country varieties the highest price increase was reported for luffa as Rs.48.00/kg, followed by ladies fingers as Rs.32.00/kg. Further, prices of brinjal, pumpkin and ash plantain have increased by Rs.6.00-11.00/kg. However, price of long beans has decreased by Rs.36.00/kg followed by Rs.18.00/kg for snake gourd.

Price of green chilies and lime have decreased by Rs.55.00/kg and Rs.32.00/kg respectively.

Compared to the same period of last year, prices of most of the vegetable varieties have increased and the highest was reported for ash plantain as 129%.

### Coconut

#### Wholesales

Prices of both large and small nuts have increased by 3% due to low supply. Their prices ranged between Rs.95.00-100.00/nut for a large nut and Rs.85.00-90.00/nut for a small nut.

Compared to the same period of last year, wholesale prices of both large and small nuts have increased by 37% and 36% respectively.

### **Retail**

Prices of a large and a small nut have increased by Rs.5.00/nut and Rs3.00/nut respectively. Price ranges were Rs.100.00-130.00/nut for a large nut and Rs.85.00-100.00/nut for a small nut.

Compared to the same period of last year, prices of both large and small nuts have increased by 35% and 31% respectively.

### **Fruits**

#### **Wholesale**

Prices of most of fruit varieties have increased due to limited supply. The highest price increase was reported for passion fruit by 31% with limited supply and high demand. The price of all the mango varieties have increased in the range of 19%-29% with availability of good quality stocks. The price of papaw has increased by 25% with limited supply. In addition to that prices of imported grapes (5%), king coconut (5%) and wood apple (3%) have increased slightly with availability of limited stocks.

However, price of all sizes of pineapple have decreased in the range of 21%-22%

due to low demand and availability of ripe stocks. Price of slime apple has decreased by 15% with low demand and availability of low quality stocks. Further, prices of all banana varieties have decreased in the range of 2%-8% with low demand and availability of ripe stocks. In addition to that, prices of orange and avocado have decreased by 9% and 3% respectively with low demand.

Compared to the same period of last year, wholesale prices of most of the fruit varieties have increased with the highest price increase of 165% being reported for banana (kolikuttu).

#### **Retail**

Retail prices of most of fruits have increased in line with the increased wholesale prices. The highest price increase of Rs.80.00/fruit was reported for avocado due to limited supply. Prices of imported grapes and papaw have increased by Rs.23.00/kg and Rs.8.00/kg due to unavailability of sufficient stocks. Further, price of mango – karthakolomban has increased by Rs.5.00/fruit due to limited supply. Prices of passionfruit, wood apple and king coconut have increased in the range of Rs.2.00-4.00/fruit.

Meanwhile, prices of banana- kolikuttu, seeni and ambul have decreased in the range of Rs.16.00-40.00/kg while prices of anamalu and ambun have decreased by Rs.1.00/fruit due to low demand. All sizes of pineapple have decreased in the range of Rs.17.00-22.00/fruit due to low demand. In addition, prices of orange and slime apple have decreased by Rs.18.00/fruit and Rs.12.00/fruit respectively.

Compared to the same period of last year, retail prices of all fruits have increased and the highest price increase of 118% was reported for banana- kolikuttu.

### Fresh Fish

#### Wholesale

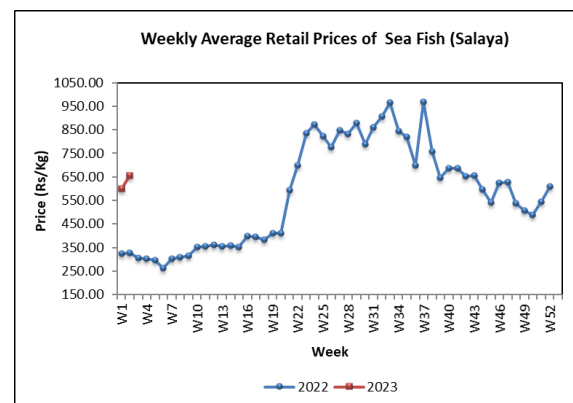
Wholesale prices of most of the fresh fish types have increased due to the decrease in wholesale supply compared to demand. The highest price increase of 23% was noted for salaya and hurulla due to low supply from Trincomalee, Mannar and Kalpitiya areas and their prices ranged between Rs.380.00-600.00/kg and Rs.800.00-950.00/kg. A price increase of 20% was noted for thora due to low supply from Negombo, Beruwala and Walachchenai areas and the price ranged between Rs.2000.00-3100.00/kg. In addition, price of thalapath has increased by 5%.

However, a price decrease of 14% was noted for balaya due to high supply from Beruwala and Galle areas and the price ranged between Rs.650.00-750.00/kg. Likewise, a price decrease of 12% was noted for shrimps due to high supply from Jaffna area and the price ranged between Rs.1300.00-1500.00/kg. In addition, price of kelawalla has decreased by 3%.

Compared to the same period of last year, wholesale prices of all fresh fish types have increased in the range of 23%-110% and the highest price increase was noted for salaya.

### Retail

In line with increased wholesale prices, retail prices of most types of fresh fish have also further increased due to limited supply. The highest price increase of Rs.175.00/kg was reported for hurulla. In addition, prices of paraw, salaya and thora have increased by Rs.69.00/kg, Rs.54.00/kg and Rs.33.00/kg respectively.





However, prices of kelawalla balaya and shrimps have decreased by Rs.165.00/kg, Rs.109.00/kg and Rs.45.00/kg respectively due to low demand.

Compared to the same period of last year, prices of all types of fresh fish have increased in the range of 33%-101% and the highest price increase was reported for salaya.

### **Dried Fish**

#### **Wholesale**

Due to increase of local dried fish supply, prices of most of the local and imported dried fish types have decreased. The highest price decrease of 7% was noted for local salaya and the price ranged between Rs.600.00-800.00/kg. Likewise, the price decrease of 4% was noted for local sprats due to high supply from Trincomalee and Negombo areas, and the price ranged between Rs.1180.00-1350.00/kg. In addition, prices of local mora and local maduwa have decreased by 1%.

However, a price increase of 4% was noted for imported anguluwa due to low supply from Oman and Pakistan and the price ranged between Rs.1680.00-1850.00/kg. In addition, price of imported sprats has increased by 2% and price of

local balaya has increased by 1% respectively.

Compared to the same period of last year, wholesale prices of all dried fish types have increased in the range of 28%-62% and the highest price increase was reported for local salaya.

#### **Retail**

Retail prices of most types of dried fish have decreased in line with decreased wholesale prices due to low demand. The highest price decrease was reported for salaya by Rs.96.00/kg. In addition, prices of mora, imported sprat and anguluwa have decreased by Rs.29.00/kg, Rs.23.00/kg and Rs.17.00/kg respectively. However, prices of local sprat and balaya have increased by Rs.147.00/kg and Rs.17.00/kg respectively.

Compared to the same period of last year, prices of all types of dried fish have increased in the range of 37%-94% and the highest price increase was reported for salaya.

### **Eggs**

#### **Wholesale**

The price of a brown egg was Rs.60.00/egg while the price of a white egg has decreased by 7% and the price ranged between Rs.54.00-58.00 for white egg.

Compared to the same period of last year, prices of both brown and white eggs have increased by 139% and 135% respectively.

### **Retail**

In line with decreased wholesale prices, retail prices of both brown and white eggs have also decreased by Rs.5.00/egg due to the decision of price reduction by egg producers. Price range of a brown egg was Rs.57.00-60.00 and Rs.55.00-60.00 for a white egg.

Compared to the same period of last year prices of both brown and white eggs have increased by 127% and 130% respectively.

### **Meat**

#### **Retail**

Prices of most types of meat have decreased due to low demand. The highest price decrease was reported for skin-less curry chicken by Rs.45.00/kg. In addition, prices of pork and skin-less broiler chicken have decreased by Rs.25.00/kg and Rs.10.00/kg respectively.

However, prices of beef and mutton have increased by Rs.75.00/kg and Rs.43.00/kg respectively due to limited supply.

Compared to the same period of last year, prices of all types of meat have increased in the range of 45%-105% and the highest

price increase was reported for skin-less curry chicken and pork.

### **EXPLANATORY NOTE**

The Food Commodities Bulletin is a weekly publication containing information relating to wholesale and retail prices of selected food commodities in nine selected markets in and around Colombo and main markets in the major producing areas.

The information is analyzed and presented as prevailing prices, price ranges, averages, and a comparison of weekly prices. The changes in prices reported are always with price prevailed during the previous week unless otherwise stated.

The frequency of collection of wholesale price information is twice a week (i.e. Tuesday and Friday) while with retail prices, it is thrice a week (i.e. Friday, Monday, and Tuesday).

**Table 01: Selected Markets: Wholesale Price of Rice (Rs/50Kg Bag)**

Week 02: 06 - 12 January 2023

LOCATIONS	Rice Varieties													
	Samba 1		Samba 2		Keeri Samba		Nadu 1		Nadu 2		Raw Red		Raw White	
Colombo	10500	10750	10000	10500	11000	11250	10000	10500	9500	10000	9500	10100	9250	10000
Divulapitiya	11200	11350	9800	10000	10750	11000	10750	10900	9400	9500	9900	10000	8900	9000
Kurunegala	11250	11250	10250	10250	10750	12750	10600	10750	9500	9500	10200	10200	9000	9250
Nikaweratiya	11250	11300	10000	10000	10750	12600	10400	10400	9250	9750	11000	11000	9000	9250
Badulla	-	-	-	-	-	-	10250	10500	-	-	9500	10000	9250	9500
Puttalam	11200	11350	-	-	12500	12750	10700	10900	9200	9300	10750	11250	9000	9250
Dambulla	11250	11300	10950	11000	12750	12750	10800	10850	10350	10500	10400	10500	10000	10150
Anuradhapura	11250	11350	-	-	12500	12750	10500	10750	-	-	10250	10500	9750	10250
Tambuttegama	-	-	10400	10750	11250	11500	-	-	9500	9750	-	-	9150	9250
Polonnaruwa	11250	11300	-	-	12700	12750	10700	10750	-	-	-	-	10200	10250
Kalutara	-	-	10500	10650	11500	11750	-	-	10000	10150	10250	10400	10150	10250
Ampara	11400	14000	-	-	12500	12850	10600	10600	-	-	9000	9250	8750	8750
Kandy	11200	11350	10500	10750	12250	12500	10600	10750	9800	10000	10000	10250	9750	10000
Moneragala	11000	11250	-	-	12500	12750	10650	10850	-	-	9500	9750	9250	9500
Kegalle	-	-	-	-	-	-	-	-	-	-	-	-	-	-
Dehiattakandiya	11250	11400	-	-	12750	12850	10250	10500	-	-	-	-	8750	10250
Hambantota	11250	11250	-	-	12500	12750	-	-	-	-	9250	9500	9500	9750
Matara	11000	11100	-	-	12250	12650	10250	10600	-	-	9500	9650	9400	9600
Galle	11250	11250	-	-	12650	12750	10750	10750	-	-	9000	10000	9000	10000
Meegoda	-	-	10750	10800	10750	12000	-	-	9500	10000	9500	9750	9000	9400
Tissamaharama	-	-	-	-	11250	11250	-	-	9500	9750	8900	9250	9250	9500
Embilipitiya	10900	11000	10500	10800	12400	12500	10600	10700	-	-	9200	9300	9350	9450
Jaffna	-	-	9900	10900	12500	12900	10500	10600	9900	10250	9750	10900	-	-
Vavuniya	11000	11000	-	-	11500	11500	10000	10500	-	-	10750	10750	10250	10250
Mannar	11000	11250	-	-	12000	12250	10500	10600	-	-	9900	10000	10000	10250
Killinochchi	11000	11250	-	-	12000	12500	10400	10900	10000	10250	9500	9750	10000	10250
Mullattivu	-	-	-	-	12000	12250	10000	10500	-	-	9250	9500	10250	10250
Batticaloa	-	-	-	-	-	-	-	-	-	-	-	-	-	-
Trincomalee	-	-	-	-	12250	12500	-	-	9500	9750	9250	10000	9250	9500
Galenbindunuwew	11350	11350	10750	10750	12000	12750	10250	10850	-	-	10250	10750	9250	9500
Matale	-	-	-	-	-	-	-	-	-	-	-	-	-	-

**Table 02: Selected Markets: Retail Price of Rice (Rs/Kg)**

Week 02: 06 - 12 January 2023

LOCATIONS	Rice Varieties													
	Samba 1		Samba 2		Keeri Samba		Nadu 1		Nadu 2		Raw Red		Raw White	
Colombo	230.00	240.00	220.00	230.00	250.00	260.00	220.00	230.00	210.00	220.00	210.00	220.00	200.00	220.00
Gampaha	225.00	230.00	215.00	220.00	240.00	260.00	220.00	220.00	210.00	215.00	210.00	210.00	200.00	210.00
Kurunegala	230.00	230.00	-	-	260.00	260.00	220.00	220.00	210.00	210.00	210.00	220.00	195.00	200.00
Nikaweratiya	225.00	230.00	-	-	240.00	260.00	218.00	220.00	188.00	200.00	210.00	225.00	190.00	210.00
Dambulla	228.00	230.00	220.00	225.00	255.00	260.00	218.00	220.00	212.00	214.00	212.00	214.00	205.00	208.00
Anuradhapura	230.00	230.00	-	-	255.00	260.00	215.00	220.00	-	-	210.00	220.00	200.00	210.00
Thambuththegama	225.00	230.00	215.00	220.00	250.00	260.00	220.00	220.00	200.00	210.00	220.00	230.00	195.00	200.00
Polonnaruwa	229.00	230.00	225.00	225.00	259.00	260.00	219.00	220.00	215.00	215.00	210.00	210.00	200.00	210.00
Kaluthara	225.00	230.00	-	-	255.00	260.00	-	-	210.00	215.00	205.00	210.00	200.00	205.00
Badulla	-	-	-	-	250.00	260.00	215.00	220.00	-	-	200.00	210.00	195.00	205.00
Keppetipola	227.00	230.00	220.00	225.00	250.00	260.00	218.00	222.00	210.00	212.00	206.00	210.00	205.00	208.00
Moneragala	225.00	230.00	-	-	255.00	260.00	215.00	220.00	-	-	195.00	200.00	190.00	195.00
Kegalle	230.00	230.00	-	-	260.00	260.00	220.00	220.00	190.00	210.00	210.00	220.00	195.00	210.00
Ampara	230.00	230.00	-	-	250.00	260.00	220.00	220.00	200.00	200.00	185.00	210.00	190.00	195.00
Dehiattakandiya	230.00	230.00	-	-	260.00	260.00	215.00	220.00	-	-	-	-	190.00	210.00
Nuwaraeliya	226.00	230.00	222.00	225.00	250.00	260.00	218.00	222.00	210.00	214.00	206.00	210.00	205.00	210.00
Kandy	230.00	230.00	220.00	225.00	255.00	260.00	220.00	220.00	210.00	215.00	215.00	220.00	200.00	210.00
Puttalam	230.00	230.00	-	-	255.00	265.00	220.00	220.00	190.00	200.00	215.00	230.00	190.00	195.00
Hambantota	230.00	230.00	-	-	250.00	260.00	-	-	-	-	190.00	195.00	195.00	200.00
Rathnapura	225.00	230.00	-	-	-	-	220.00	225.00	210.00	215.00	196.00	205.00	190.00	195.00
Matara	230.00	230.00	-	-	250.00	260.00	220.00	220.00	-	-	197.00	200.00	198.00	200.00
Galle	230.00	230.00	-	-	260.00	260.00	220.00	220.00	-	-	195.00	210.00	195.00	210.00
Tissamaharama	-	-	-	-	245.00	245.00	-	-	195.00	200.00	185.00	190.00	190.00	195.00
Meegoda (DEC)	225.00	230.00	-	-	245.00	250.00	220.00	220.00	210.00	210.00	210.00	215.00	200.00	210.00
Embilipitiya	220.00	230.00	210.00	215.00	250.00	260.00	220.00	225.00	-	-	190.00	200.00	195.00	212.00
Jaffna	220.00	220.00	210.00	215.00	260.00	265.00	-	-	200.00	215.00	200.00	220.00	-	-
Vavuniya	230.00	230.00	-	-	240.00	245.00	-	-	205.00	210.00	220.00	220.00	210.00	215.00
Mannar	230.00	230.00	-	-	255.00	260.00	215.00	220.00	-	-	210.00	210.00	210.00	215.00
Killinochchi	230.00	235.00	-	-	260.00	265.00	220.00	225.00	-	-	200.00	210.00	210.00	220.00
Mullaittivu	-	-	-	-	260.00	260.00	220.00	220.00	210.00	210.00	190.00	200.00	210.00	210.00
Batticaloa	-	-	-	-	-	-	-	-	-	-	-	-	-	-
Trincomalee	-	-	-	-	255.00	260.00	-	-	195.00	200.00	193.00	203.00	190.00	195.00
Hanguranketha	220.00	230.00	210.00	218.00	245.00	260.00	215.00	220.00	195.00	200.00	205.00	210.00	190.00	206.00
Veyangoda	230.00	230.00	215.00	220.00	240.00	260.00	220.00	220.00	210.00	215.00	225.00	230.00	200.00	220.00
Galenbindunuwewa	220.00	230.00	-	-	250.00	260.00	220.00	220.00	210.00	210.00	210.00	220.00	195.00	200.00
Bandarawela	-	-	215.00	220.00	250.00	260.00	-	-	210.00	216.00	200.00	210.00	190.00	200.00
Matale	-	-	-	-	-	-	-	-	-	-	-	-	-	-

**Table 04: Selected Markets: Wholesale Price of Subsidiary Food (Rs/50Kg)**

Week 02: 06 - 12 January 2023

LOCATION	Dried Chillies	Red Onion		Big Onion	Potato			Pulses		
	Imported	Imported	Local		Imported	Welimada	Nuwara Eliya	Green Gram	Cowpea	Red Dhal
Colombo	64000 - 70000	27500 - 30750	-	7250 - 8250	5250 - 5750	-	17500 - 18000	57500 - 63750	62500 - 67500	17500 - 18000
Kurunegala	65000 - 70000	-	-	7500 - 8500	6000 - 6000	-	-	59000 - 60000	-	17650 - 18000
Nikaweratiya	63750 - 70000	-	-	8500 - 8500	6000 - 6000	-	-	-	-	17900 - 18000
Dehiattakandiya	70000 - 72500	29000 - 38500	-	8750 - 9000	6000 - 7000	-	20000 - 20000	-	-	17750 - 18750
Dambulla (DEC)	67500 - 69000	32000 - 32500	-	8000 - 8250	5600 - 5750	-	17000 - 17500	60000 - 62500	49000 - 50000	17500 - 18250
Anuradhapura	80000 - 82500	34000 - 37000	-	8500 - 10000	6500 - 8000	-	-	60000 - 62500	-	18000 - 19000
Thambuththegama	71000 - 77500	34000 - 35000	-	7500 - 9000	6000 - 6500	-	-	55000 - 55000	55000 - 55000	18250 - 18750
Polonnaruwa	85000 - 85500	31000 - 31250	-	10500 - 10750	8000 - 8250	-	20450 - 20500	-	-	18250 - 18500
Kaluthara	70000 - 72500	32500 - 35000	-	8250 - 8500	6500 - 7000	-	19500 - 19750	57500 - 60000	65000 - 66000	17750 - 18000
Puttalam	70000 - 74000	-	27500 - 32500	7750 - 10000	8000 - 8500	-	19500 - 22000	-	50000 - 52500	17750 - 18400
Kandy	72500 - 75000	31000 - 31500	-	8500 - 9000	6000 - 6250	-	17000 - 17500	57500 - 60000	62500 - 65000	18250 - 18500
Matara	81000 - 82500	31000 - 32500	-	8250 - 9000	6500 - 7000	-	20750 - 21500	57500 - 60000	57500 - 58000	18250 - 18750
Hambantota	75000 - 82500	31000 - 32500	-	8000 - 8500	6000 - 6500	-	20000 - 21000	-	-	18000 - 18750
Kegalle	77000 - 78000	30000 - 30500	-	8200 - 8250	6000 - 6100	-	18000 - 18500	57500 - 60000	57500 - 58000	18500 - 21500
Galle	75000 - 80000	31000 - 34000	-	8750 - 9500	7500 - 8000	-	17500 - 19000	55000 - 60000	-	18000 - 18500
Tissamaharama	75000 - 80000	32000 - 32500	-	9250 - 9500	7000 - 8000	-	-	52500 - 52500	-	18250 - 18500
Meegoda (DEC)	69000 - 77500	27500 - 30000	-	7500 - 8250	5500 - 5750	-	17500 - 18000	57500 - 57500	60000 - 60000	17750 - 18000
Jaffna	70000 - 79000	31000 - 34000	-	7500 - 9000	6000 - 7000	-	-	55000 - 60000	-	17500 - 18000
Vavuniya	75000 - 75500	-	-	7500 - 8000	6000 - 6750	-	-	50000 - 50000	-	17500 - 18500
Mannar	75000 - 77500	34000 - 35000	-	8250 - 8500	6000 - 6500	-	-	57500 - 59000	-	18500 - 19000
Killinochchi	77000 - 78000	35000 - 37000	-	8500 - 9000	7500 - 8000	-	-	60000 - 61000	-	18250 - 18750
Mullattivu	76500 - 77500	35000 - 37500	-	8500 - 9500	7500 - 8000	-	-	57500 - 60000	-	18250 - 18500
Batticaloa	-	-	-	-	-	-	-	-	-	-
Trincomalee	80000 - 81000	-	-	9000 - 9500	7000 - 7750	-	-	62000 - 63000	-	18000 - 18500
Galenbindunuwewa	74500 - 77500	31000 - 36000	-	8750 - 9500	7000 - 8500	-	-	58000 - 60000	-	18000 - 19000
Matale	-	-	-	-	-	-	-	-	-	-

**Table 05: Selected Markets: Retail Price of Subsidiary Food Crops (Rs/Kg)**

Week 02: 06 - 12 January 2023

LOCATIONS	Dried Chillies	Red Onion		Big Onion	Potato			Pulses		
	Imported	Imported	Local		Imported	Welimada	Nuwara Eliya	Green Gram	Cowpea	Red Dhal
Colombo	1500.00 - 1900.00	600.00 - 800.00	-	180.00 - 240.00	140.00 - 360.00	-	400.00 - 520.00	1200.00 - 1400.00	1300.00 - 1600.00	370.00 - 400.00
Gampaha	1600.00 - 1880.00	-	-	200.00 - 240.00	180.00 - 240.00	-	440.00 - 520.00	1280.00 - 1300.00	1400.00 - 1600.00	380.00 - 400.00
Kurunegala	1600.00 - 1700.00	760.00 - 800.00	-	180.00 - 210.00	180.00 - 200.00	-	440.00 - 500.00	1200.00 - 1300.00	-	390.00 - 400.00
Nikaweratiya	1500.00 - 1650.00	650.00 - 800.00	-	200.00 - 220.00	160.00 - 180.00	-	-	1200.00 - 1260.00	1200.00 - 1240.00	375.00 - 390.00
Dambulla	1600.00 - 1650.00	760.00 - 780.00	-	180.00 - 200.00	150.00 - 160.00	-	-	1360.00 - 1400.00	1200.00 - 1250.00	380.00 - 400.00
Anuradhapura	1700.00 - 1750.00	700.00 - 800.00	-	200.00 - 240.00	160.00 - 180.00	-	-	1300.00 - 1400.00	1350.00 - 1400.00	380.00 - 400.00
Thambuththegama	1600.00 - 1700.00	750.00 - 800.00	-	180.00 - 230.00	140.00 - 160.00	-	-	1200.00 - 1200.00	1100.00 - 1100.00	375.00 - 400.00
Polonnaruwa	1750.00 - 1800.00	630.00 - 640.00	-	220.00 - 230.00	170.00 - 180.00	-	420.00 - 430.00	1600.00 - 1600.00	1400.00 - 1400.00	380.00 - 390.00
Kaluthara	1560.00 - 1580.00	720.00 - 760.00	-	190.00 - 210.00	160.00 - 180.00	-	440.00 - 460.00	1280.00 - 1300.00	1380.00 - 1400.00	380.00 - 390.00
Badulla	1600.00 - 1700.00	680.00 - 700.00	-	200.00 - 240.00	180.00 - 200.00	480.00 - 480.00	-	1250.00 - 1300.00	1300.00 - 1400.00	380.00 - 400.00
Keppetipola	1580.00 - 1650.00	690.00 - 740.00	-	220.00 - 240.00	200.00 - 230.00	360.00 - 380.00	-	1350.00 - 1360.00	1360.00 - 1380.00	380.00 - 390.00
Moneragala	1600.00 - 1700.00	720.00 - 800.00	-	200.00 - 220.00	180.00 - 200.00	-	400.00 - 440.00	1100.00 - 1200.00	1100.00 - 1200.00	380.00 - 400.00
Kegalle	1580.00 - 1630.00	650.00 - 680.00	-	190.00 - 220.00	150.00 - 180.00	-	420.00 - 440.00	1180.00 - 1230.00	1180.00 - 1200.00	390.00 - 400.00
Ampara	1500.00 - 1800.00	700.00 - 780.00	-	205.00 - 240.00	160.00 - 220.00	-	420.00 - 520.00	1200.00 - 1200.00	1200.00 - 1200.00	365.00 - 375.00
Dehiattakandiya	1500.00 - 1550.00	600.00 - 800.00	-	190.00 - 200.00	140.00 - 160.00	-	440.00 - 440.00	-	-	365.00 - 380.00
Nuwaraeliya	1550.00 - 1600.00	680.00 - 720.00	-	220.00 - 240.00	180.00 - 210.00	-	380.00 - 400.00	1350.00 - 1380.00	1380.00 - 1400.00	385.00 - 400.00
Kandy	1700.00 - 1740.00	740.00 - 750.00	-	200.00 - 240.00	180.00 - 210.00	-	480.00 - 520.00	1250.00 - 1300.00	1380.00 - 1400.00	380.00 - 400.00
Puttalam	1500.00 - 1650.00	-	600.00 - 800.00	180.00 - 240.00	180.00 - 220.00	-	480.00 - 520.00	1100.00 - 1250.00	1250.00 - 1350.00	370.00 - 385.00
Rathnapura	1700.00 - 1800.00	640.00 - 660.00	-	190.00 - 200.00	140.00 - 160.00	-	-	1150.00 - 1250.00	1200.00 - 1250.00	380.00 - 390.00
Hambantota	1750.00 - 1800.00	700.00 - 800.00	-	180.00 - 200.00	160.00 - 200.00	-	470.00 - 480.00	1300.00 - 1400.00	-	370.00 - 400.00
Matara	1700.00 - 1800.00	700.00 - 800.00	-	180.00 - 200.00	160.00 - 180.00	-	460.00 - 480.00	1200.00 - 1400.00	1200.00 - 1300.00	385.00 - 400.00
Galle	1650.00 - 1700.00	750.00 - 800.00	-	200.00 - 220.00	200.00 - 240.00	-	400.00 - 420.00	1200.00 - 1300.00	-	380.00 - 400.00
Tissamaharama	1600.00 - 1650.00	660.00 - 680.00	-	200.00 - 210.00	150.00 - 170.00	-	-	1100.00 - 1100.00	-	375.00 - 390.00
Meegoda (DEC)	1500.00 - 1600.00	600.00 - 720.00	-	180.00 - 190.00	140.00 - 160.00	-	480.00 - 480.00	1200.00 - 1200.00	1200.00 - 1280.00	380.00 - 400.00
Embilipitiya	1600.00 - 1675.00	680.00 - 720.00	-	185.00 - 200.00	190.00 - 210.00	-	-	1000.00 - 1060.00	1050.00 - 1100.00	370.00 - 390.00
Jaffna	1500.00 - 1600.00	680.00 - 700.00	-	180.00 - 200.00	140.00 - 160.00	-	-	1150.00 - 1250.00	-	380.00 - 400.00
Vavuniya	1550.00 - 1900.00	-	-	180.00 - 200.00	150.00 - 180.00	-	-	1000.00 - 1000.00	-	377.00 - 380.00
Mannar	1600.00 - 1700.00	750.00 - 800.00	-	180.00 - 220.00	150.00 - 160.00	-	-	1200.00 - 1250.00	-	390.00 - 400.00
Killinochchi	1600.00 - 1650.00	800.00 - 850.00	-	200.00 - 240.00	180.00 - 200.00	-	-	1240.00 - 1260.00	-	390.00 - 400.00
Mullaittivu	1600.00 - 1650.00	800.00 - 850.00	-	-	180.00 - 200.00	-	-	1200.00 - 1250.00	-	380.00 - 390.00
Batticaloa	-	-	-	-	-	-	-	-	-	-
Trincomalee	1600.00 - 1680.00	-	-	180.00 - 200.00	150.00 - 170.00	-	-	1200.00 - 1300.00	1250.00 - 1250.00	365.00 - 380.00
Hanguranketha	1600.00 - 1650.00	750.00 - 800.00	-	190.00 - 210.00	150.00 - 180.00	-	-	1250.00 - 1320.00	1400.00 - 1400.00	365.00 - 375.00
Veyangoda	1500.00 - 1700.00	720.00 - 800.00	-	180.00 - 200.00	160.00 - 200.00	-	-	1200.00 - 1300.00	1300.00 - 1330.00	370.00 - 385.00
Galenbindunuwewa	1550.00 - 1600.00	650.00 - 750.00	-	190.00 - 210.00	150.00 - 180.00	-	-	1200.00 - 1260.00	1400.00 - 1500.00	370.00 - 390.00
Bandarawela	1700.00 - 1750.00	680.00 - 720.00	-	200.00 - 220.00	180.00 - 200.00	400.00 - 420.00	-	1200.00 - 1300.00	1300.00 - 1400.00	380.00 - 400.00
Matale	-	-	-	-	-	-	-	-	-	-

**Table 06: Selected Markets: Wholesale Price of Vegetables(Rs/Kg)**

Week 02: 06 - 12 January 2023

Locations	Butter Beans	Green Beans	Carrot	Leeks	Beetroot	Knolkhol
Colombo	-	400.00 - 500.00	120.00 - 200.00	200.00 - 250.00	350.00 - 420.00	220.00 - 250.00
Meegoda (DEC)	-	380.00 - 470.00	150.00 - 190.00	240.00 - 280.00	350.00 - 380.00	280.00 - 320.00
Dambulla (DEC)	-	250.00 - 300.00	130.00 - 150.00	200.00 - 220.00	380.00 - 420.00	220.00 - 250.00
Keppetipola (DEC)	-	350.00 - 400.00	90.00 - 110.00	220.00 - 230.00	270.00 - 300.00	250.00 - 260.00
Norochchole (DEC)	-	-	-	-	350.00 - 420.00	-
Nuwara Eliya	-	360.00 - 400.00	130.00 - 140.00	190.00 - 200.00	300.00 - 320.00	230.00 - 240.00
Kandy	-	300.00 - 350.00	150.00 - 160.00	200.00 - 210.00	420.00 - 430.00	220.00 - 230.00
Hambantota	-	420.00 - 500.00	200.00 - 250.00	280.00 - 320.00	340.00 - 420.00	240.00 - 300.00
Thambuththegama (DEC)	-	300.00 - 350.00	170.00 - 200.00	200.00 - 230.00	350.00 - 370.00	220.00 - 250.00
Jaffna	-	320.00 - 380.00	180.00 - 200.00	250.00 - 300.00	320.00 - 400.00	-
Bandarawela	-	350.00 - 400.00	120.00 - 140.00	200.00 - 220.00	300.00 - 320.00	230.00 - 250.00
Veyangoda	-	450.00 - 480.00	160.00 - 190.00	200.00 - 230.00	380.00 - 430.00	240.00 - 290.00

Locations	Raddish	Cabbage	Tomato	Ladies Fingers	Brinjal	Capsicum
Colombo	60.00 - 100.00	50.00 - 90.00	100.00 - 120.00	150.00 - 180.00	280.00 - 320.00	650.00 - 700.00
Meegoda (DEC)	80.00 - 100.00	80.00 - 110.00	110.00 - 120.00	200.00 - 240.00	380.00 - 410.00	700.00 - 800.00
Moneragala	90.00 - 100.00	100.00 - 150.00	90.00 - 100.00	170.00 - 200.00	230.00 - 300.00	720.00 - 850.00
Dambulla (DEC)	55.00 - 80.00	50.00 - 70.00	80.00 - 100.00	120.00 - 140.00	380.00 - 420.00	600.00 - 680.00
Keppetipola (DEC)	30.00 - 40.00	40.00 - 50.00	90.00 - 110.00	140.00 - 150.00	330.00 - 350.00	550.00 - 600.00
Norochchole (DEC)	50.00 - 80.00	30.00 - 50.00	60.00 - 90.00	200.00 - 240.00	220.00 - 300.00	600.00 - 720.00
Nuwara Eliya	40.00 - 55.00	70.00 - 80.00	90.00 - 110.00	140.00 - 160.00	340.00 - 360.00	560.00 - 600.00
Kandy	60.00 - 90.00	60.00 - 120.00	90.00 - 100.00	140.00 - 150.00	300.00 - 350.00	550.00 - 580.00
Hambantota	100.00 - 180.00	100.00 - 180.00	100.00 - 160.00	130.00 - 170.00	200.00 - 300.00	550.00 - 650.00
Thambuththegama (DEC)	70.00 - 100.00	60.00 - 90.00	60.00 - 80.00	130.00 - 150.00	300.00 - 350.00	600.00 - 700.00
Tissamaharama	120.00 - 140.00	120.00 - 140.00	100.00 - 120.00	100.00 - 130.00	320.00 - 350.00	650.00 - 740.00
Jaffna	80.00 - 100.00	50.00 - 100.00	130.00 - 200.00	220.00 - 300.00	520.00 - 600.00	620.00 - 700.00
Bandarawela	30.00 - 50.00	50.00 - 60.00	80.00 - 100.00	-	280.00 - 300.00	600.00 - 650.00
Veyangoda	60.00 - 70.00	70.00 - 100.00	80.00 - 110.00	180.00 - 220.00	400.00 - 420.00	730.00 - 760.00

Locations	Pumpkin	Cucumber	Bitter Gourd	Snake Gourd	Drumstick	Luffa
Colombo	120.00 - 150.00	100.00 - 120.00	250.00 - 300.00	180.00 - 220.00	-	180.00 - 220.00
Meegoda (DEC)	115.00 - 130.00	100.00 - 110.00	320.00 - 370.00	200.00 - 200.00	-	250.00 - 250.00
Moneragala	190.00 - 230.00	120.00 - 130.00	350.00 - 400.00	300.00 - 350.00	-	320.00 - 350.00
Dambulla (DEC)	110.00 - 130.00	70.00 - 85.00	250.00 - 300.00	120.00 - 150.00	-	200.00 - 230.00
Keppetipola (DEC)	120.00 - 130.00	100.00 - 110.00	240.00 - 250.00	170.00 - 180.00	-	180.00 - 200.00
Norochchole (DEC)	100.00 - 140.00	70.00 - 100.00	300.00 - 350.00	140.00 - 200.00	-	150.00 - 180.00
Nuwara Eliya	130.00 - 140.00	100.00 - 120.00	250.00 - 270.00	180.00 - 200.00	-	200.00 - 220.00
Kandy	120.00 - 130.00	90.00 - 100.00	220.00 - 240.00	180.00 - 200.00	-	200.00 - 220.00
Hambantota	130.00 - 180.00	80.00 - 130.00	320.00 - 380.00	200.00 - 300.00	-	200.00 - 280.00
Thambuththegama (DEC)	90.00 - 120.00	50.00 - 80.00	230.00 - 280.00	130.00 - 150.00	-	200.00 - 240.00
Tissamaharama	140.00 - 160.00	80.00 - 100.00	350.00 - 380.00	180.00 - 220.00	-	260.00 - 280.00
Jaffna	100.00 - 120.00	90.00 - 120.00	430.00 - 480.00	220.00 - 260.00	##### - #####	-
Bandarawela	120.00 - 130.00	80.00 - 100.00	-	-	-	-
Veyangoda	120.00 - 140.00	90.00 - 130.00	320.00 - 350.00	220.00 - 270.00	-	250.00 - 290.00

**Table 06 (Contd.)**

	<b>Long Beans</b>	<b>Ash Plantain</b>	<b>Green Chillies</b>	<b>Lime</b>	<b>Sweet Potatoe</b>	<b>Manioc</b>
Colombo	200.00 - 250.00	220.00 - 250.00	250.00 - 300.00	100.00 - 120.00	130.00 - 150.00	140.00 - 160.00
Meegoda (DEC)	280.00 - 330.00	210.00 - 230.00	280.00 - 300.00	110.00 - 120.00	110.00 - 130.00	180.00 - 180.00
Moneragala	150.00 - 200.00	80.00 - 100.00	200.00 - 300.00	80.00 - 100.00	160.00 - 180.00	-
Dambulla (DEC)	180.00 - 230.00	180.00 - 200.00	200.00 - 250.00	90.00 - 100.00	100.00 - 130.00	130.00 - 140.00
Keppetipola (DEC)	220.00 - 230.00	180.00 - 200.00	250.00 - 260.00	100.00 - 110.00	130.00 - 140.00	90.00 - 100.00
Norochchole (DEC)	240.00 - 280.00	140.00 - 180.00	240.00 - 280.00	60.00 - 80.00	140.00 - 160.00	120.00 - 150.00
Nuwara Eliya	230.00 - 250.00	190.00 - 210.00	260.00 - 300.00	100.00 - 120.00	140.00 - 160.00	120.00 - 140.00
Kandy	150.00 - 200.00	180.00 - 220.00	250.00 - 280.00	100.00 - 120.00	130.00 - 150.00	120.00 - 140.00
Hambantota	100.00 - 160.00	100.00 - 150.00	300.00 - 360.00	130.00 - 150.00	120.00 - 180.00	100.00 - 180.00
Thambuththegama (DEC)	180.00 - 210.00	150.00 - 180.00	200.00 - 250.00	50.00 - 70.00	110.00 - 130.00	110.00 - 130.00
Tissamaharama	80.00 - 100.00	150.00 - 170.00	350.00 - 370.00	120.00 - 140.00	140.00 - 150.00	110.00 - 120.00
Jaffna	240.00 - 280.00	120.00 - 180.00	280.00 - 350.00	100.00 - 120.00	150.00 - 180.00	120.00 - 160.00
Bandarawela	-	-	250.00 - 280.00	-	120.00 - 130.00	90.00 - 100.00
Veyangoda	300.00 - 330.00	200.00 - 230.00	250.00 - 300.00	100.00 - 120.00	120.00 - 150.00	140.00 - 160.00

<b>Locations</b>	<b>Leafy Vegetables (Rs/Bundle)</b>			<b>Coconut (Rs/Nut)</b>	
	<b>Mukunuwenna</b>	<b>Kankun</b>	<b>Gotukola</b>	<b>Large</b>	<b>Small</b>
Colombo	55.00 - 60.00	55.00 - 60.00	240.00 - 250.00	95.00 - 100.00	85.00 - 90.00
Meegoda (DEC)	70.00 - 70.00	70.00 - 70.00	-	105.00 - 110.00	85.00 - 90.00
Norochchole (DEC)	60.00 - 60.00	50.00 - 60.00	120.00 - 140.00	95.00 - 100.00	78.00 - 90.00
Nuwara Eliya	-	-	-	-	-
Dambulla (DEC)	25.00 - 30.00	25.00 - 30.00	25.00 - 30.00	75.00 - 80.00	65.00 - 70.00
Kandy	45.00 - 50.00	50.00 - 60.00	220.00 - 230.00	90.00 - 92.00	70.00 - 75.00
Hambantota	45.00 - 50.00	40.00 - 50.00	60.00 - 60.00	-	-
Thambuththegama (DEC)	30.00 - 30.00	30.00 - 30.00	-	80.00 - 85.00	70.00 - 75.00
Tissamaharama	40.00 - 45.00	40.00 - 45.00	45.00 - 50.00	80.00 - 85.00	60.00 - 65.00
Jaffna	80.00 - 95.00	30.00 - 35.00	120.00 - 150.00	82.00 - 98.00	50.00 - 58.00
Tissamaharama	40.00 - 45.00	40.00 - 45.00	45.00 - 50.00	80.00 - 85.00	60.00 - 65.00
Bandarawela	-	-	-	-	-
Veyangoda	40.00 - 50.00	40.00 - 50.00	54.00 - 60.00	90.00 - 110.00	-

*Colombo, Meegoda, Norochchole, Jaffna and Kandy - Gotukola Price Rs/Kg*



**Table 07: Selected Markets: Retail Price of Vegetables (Rs/Kg)**

Week 02: 06 - 12 January 2023

LOCATIONS	Up Country Varieties																
	Butter Beans		Green Beans		Carrot		Leeks		Beetroot		Knol Khol		Raddish		Cabbage		Tomato
Colombo	-	420.00 - 650.00	200.00 - 400.00	300.00 - 480.00	380.00 - 600.00	240.00 - 480.00	130.00 - 240.00	100.00 - 280.00	150.00 - 280.00								
Gampaha	-	480.00 - 600.00	240.00 - 320.00	320.00 - 400.00	560.00 - 600.00	400.00 - 400.00	140.00 - 240.00	200.00 - 240.00	160.00 - 240.00								
Kurunegala	-	580.00 - 620.00	280.00 - 320.00	400.00 - 440.00	520.00 - 600.00	460.00 - 480.00	220.00 - 260.00	200.00 - 240.00	220.00 - 240.00								
Nikaweratiya	-	480.00 - 560.00	320.00 - 360.00	360.00 - 480.00	480.00 - 480.00	400.00 - 480.00	160.00 - 240.00	200.00 - 280.00	200.00 - 280.00								
Dambulla	-	460.00 - 480.00	320.00 - 360.00	360.00 - 400.00	600.00 - 640.00	380.00 - 420.00	160.00 - 180.00	150.00 - 160.00	160.00 - 200.00								
Anuradhapura	-	500.00 - 600.00	320.00 - 400.00	360.00 - 440.00	480.00 - 600.00	-	200.00 - 250.00	200.00 - 250.00	180.00 - 240.00								
Thambuththegama	-	430.00 - 460.00	260.00 - 320.00	300.00 - 350.00	440.00 - 500.00	320.00 - 360.00	140.00 - 180.00	130.00 - 160.00	130.00 - 170.00								
Polonnaruwa	-	660.00 - 680.00	340.00 - 360.00	430.00 - 450.00	540.00 - 560.00	-	160.00 - 180.00	200.00 - 220.00	240.00 - 260.00								
Kaluthara	-	580.00 - 600.00	300.00 - 320.00	360.00 - 380.00	420.00 - 440.00	340.00 - 360.00	160.00 - 180.00	280.00 - 300.00	200.00 - 220.00								
Badulla	-	560.00 - 600.00	280.00 - 320.00	400.00 - 440.00	440.00 - 480.00	360.00 - 400.00	120.00 - 160.00	160.00 - 200.00	160.00 - 200.00								
Keppetipola	-	460.00 - 480.00	190.00 - 210.00	300.00 - 320.00	360.00 - 380.00	320.00 - 340.00	90.00 - 110.00	120.00 - 140.00	160.00 - 180.00								
Moneragala	-	520.00 - 600.00	320.00 - 360.00	380.00 - 400.00	500.00 - 530.00	-	160.00 - 180.00	200.00 - 240.00	140.00 - 160.00								
Kegalle	-	480.00 - 500.00	300.00 - 320.00	340.00 - 360.00	460.00 - 480.00	380.00 - 400.00	220.00 - 240.00	220.00 - 240.00	220.00 - 240.00								
Ampara	-	600.00 - 720.00	300.00 - 320.00	440.00 - 480.00	400.00 - 520.00	-	200.00 - 200.00	220.00 - 240.00	200.00 - 200.00								
Dehiattakandiya	-	480.00 - 560.00	320.00 - 400.00	360.00 - 400.00	560.00 - 560.00	400.00 - 480.00	160.00 - 200.00	140.00 - 200.00	240.00 - 280.00								
Nuwaraeliya	-	460.00 - 480.00	240.00 - 260.00	260.00 - 300.00	380.00 - 400.00	340.00 - 360.00	120.00 - 140.00	180.00 - 200.00	180.00 - 200.00								
Kandy	-	440.00 - 480.00	320.00 - 360.00	440.00 - 480.00	600.00 - 640.00	360.00 - 400.00	120.00 - 140.00	120.00 - 160.00	200.00 - 240.00								
Puttalam	-	640.00 - 720.00	300.00 - 400.00	360.00 - 440.00	400.00 - 560.00	-	200.00 - 240.00	150.00 - 240.00	180.00 - 240.00								
Hambantota	-	600.00 - 720.00	240.00 - 320.00	320.00 - 420.00	460.00 - 600.00	280.00 - 340.00	160.00 - 260.00	140.00 - 240.00	160.00 - 200.00								
Rathnapura	-	560.00 - 580.00	300.00 - 330.00	380.00 - 400.00	550.00 - 600.00	-	110.00 - 120.00	190.00 - 210.00	180.00 - 220.00								
Matara	-	680.00 - 750.00	220.00 - 320.00	320.00 - 400.00	580.00 - 600.00	-	160.00 - 220.00	160.00 - 200.00	160.00 - 200.00								
Galle	-	600.00 - 660.00	300.00 - 340.00	280.00 - 280.00	520.00 - 560.00	240.00 - 280.00	240.00 - 260.00	260.00 - 280.00	240.00 - 260.00								
Tissamaharama	-	560.00 - 650.00	220.00 - 260.00	280.00 - 320.00	440.00 - 480.00	350.00 - 370.00	160.00 - 200.00	140.00 - 170.00	130.00 - 150.00								
Meegoda (DEC)	-	480.00 - 600.00	280.00 - 320.00	320.00 - 400.00	480.00 - 560.00	400.00 - 480.00	200.00 - 240.00	200.00 - 240.00	200.00 - 240.00								
Embilipitiya	-	550.00 - 600.00	350.00 - 400.00	400.00 - 440.00	600.00 - 640.00	300.00 - 360.00	200.00 - 240.00	200.00 - 240.00	200.00 - 240.00								
Jaffna	-	350.00 - 400.00	180.00 - 220.00	280.00 - 320.00	380.00 - 450.00	-	100.00 - 150.00	80.00 - 150.00	180.00 - 220.00								
Vavuniya	-	350.00 - 400.00	320.00 - 400.00	400.00 - 400.00	500.00 - 640.00	-	200.00 - 200.00	120.00 - 150.00	200.00 - 240.00								
Mannar	-	520.00 - 560.00	400.00 - 420.00	480.00 - 520.00	440.00 - 480.00	-	200.00 - 240.00	280.00 - 320.00	300.00 - 320.00								
Killinochchi	-	440.00 - 460.00	400.00 - 440.00	400.00 - 440.00	480.00 - 520.00	-	240.00 - 260.00	160.00 - 180.00	200.00 - 240.00								
Mullaittivu	-	500.00 - 600.00	440.00 - 440.00	440.00 - 480.00	500.00 - 550.00	-	240.00 - 250.00	240.00 - 280.00	260.00 - 300.00								
Batticaloa	-	-	-	-	-	-	-	-	-								
Trincomalee	-	360.00 - 400.00	240.00 - 260.00	290.00 - 320.00	450.00 - 500.00	-	140.00 - 180.00	140.00 - 180.00	180.00 - 220.00								
Hanguranketha	-	420.00 - 450.00	190.00 - 200.00	270.00 - 300.00	400.00 - 420.00	260.00 - 280.00	80.00 - 100.00	100.00 - 120.00	140.00 - 160.00								
Veyangoda	-	560.00 - 640.00	320.00 - 360.00	320.00 - 380.00	480.00 - 520.00	380.00 - 400.00	160.00 - 200.00	220.00 - 240.00	200.00 - 240.00								
Galenbindunuwewa	-	600.00 - 640.00	320.00 - 360.00	400.00 - 440.00	480.00 - 520.00	-	160.00 - 200.00	200.00 - 240.00	200.00 - 240.00								
Bandarawela	-	540.00 - 560.00	240.00 - 260.00	320.00 - 360.00	380.00 - 400.00	340.00 - 360.00	120.00 - 140.00	140.00 - 160.00	160.00 - 180.00								
Matale	-	-	-	-	-	-	-	-	-								

Table 07 (Contd.)

LOCATIONS	Low Country Varieties										
	Ladies Fingers	Brinjal	Capsicum	Pumpkin	Cucumber	Bitter Gourd	Snake Gourd	Drumstick	Luffa	Long Beans	
Colombo	200.00 - 320.00	320.00 - 600.00	700.00 - 1200.00	160.00 - 280.00	150.00 - 240.00	350.00 - 600.00	240.00 - 480.00	-	300.00 - 480.00	280.00 - 480.00	
Gampaha	240.00 - 280.00	400.00 - 480.00	880.00 - 1000.00	200.00 - 280.00	160.00 - 240.00	400.00 - 520.00	320.00 - 400.00	-	400.00 - 480.00	400.00 - 480.00	
Kurunegala	260.00 - 280.00	480.00 - 500.00	700.00 - 800.00	180.00 - 220.00	160.00 - 200.00	460.00 - 480.00	320.00 - 360.00	-	360.00 - 400.00	360.00 - 380.00	
Nikaweratiya	240.00 - 280.00	480.00 - 520.00	720.00 - 900.00	160.00 - 240.00	120.00 - 200.00	400.00 - 520.00	320.00 - 400.00	-	320.00 - 360.00	320.00 - 320.00	
Dambulla	200.00 - 240.00	460.00 - 500.00	800.00 - 1000.00	180.00 - 200.00	160.00 - 200.00	440.00 - 480.00	280.00 - 300.00	-	320.00 - 360.00	300.00 - 360.00	
Anuradhapura	240.00 - 260.00	460.00 - 600.00	800.00 - 900.00	200.00 - 250.00	120.00 - 200.00	480.00 - 560.00	280.00 - 400.00	-	320.00 - 400.00	360.00 - 400.00	
Thambuththegama	180.00 - 220.00	420.00 - 500.00	750.00 - 880.00	160.00 - 200.00	120.00 - 160.00	300.00 - 360.00	220.00 - 260.00	-	260.00 - 320.00	260.00 - 300.00	
Polonnaruwa	240.00 - 260.00	400.00 - 420.00	800.00 - 860.00	200.00 - 220.00	160.00 - 180.00	380.00 - 400.00	320.00 - 340.00	-	320.00 - 340.00	380.00 - 400.00	
Kaluthara	240.00 - 260.00	480.00 - 500.00	900.00 - 1000.00	200.00 - 220.00	160.00 - 180.00	520.00 - 540.00	360.00 - 380.00	-	320.00 - 340.00	300.00 - 320.00	
Badulla	200.00 - 240.00	440.00 - 480.00	700.00 - 800.00	200.00 - 240.00	160.00 - 200.00	480.00 - 560.00	360.00 - 400.00	-	360.00 - 400.00	320.00 - 360.00	
Keppetipola	200.00 - 220.00	400.00 - 420.00	640.00 - 660.00	220.00 - 230.00	180.00 - 200.00	300.00 - 330.00	240.00 - 260.00	-	260.00 - 280.00	300.00 - 320.00	
Moneragala	240.00 - 260.00	320.00 - 400.00	800.00 - 850.00	240.00 - 280.00	200.00 - 240.00	400.00 - 460.00	380.00 - 400.00	-	400.00 - 420.00	240.00 - 280.00	
Kegalle	260.00 - 280.00	500.00 - 520.00	870.00 - 900.00	220.00 - 240.00	160.00 - 180.00	460.00 - 480.00	340.00 - 360.00	-	420.00 - 440.00	380.00 - 400.00	
Ampara	-	320.00 - 440.00	900.00 - 960.00	200.00 - 220.00	160.00 - 240.00	480.00 - 560.00	360.00 - 360.00	-	320.00 - 360.00	360.00 - 360.00	
Dehiattakandiya	320.00 - 360.00	400.00 - 400.00	720.00 - 800.00	200.00 - 240.00	160.00 - 200.00	400.00 - 480.00	300.00 - 400.00	-	320.00 - 400.00	300.00 - 320.00	
Nuwaraeliya	220.00 - 240.00	440.00 - 460.00	660.00 - 680.00	220.00 - 240.00	180.00 - 200.00	340.00 - 360.00	260.00 - 280.00	-	280.00 - 300.00	320.00 - 340.00	
Kandy	240.00 - 280.00	480.00 - 500.00	800.00 - 900.00	180.00 - 200.00	200.00 - 240.00	320.00 - 360.00	280.00 - 300.00	-	300.00 - 320.00	280.00 - 300.00	
Puttalam	200.00 - 260.00	440.00 - 520.00	800.00 - 1000.00	200.00 - 240.00	180.00 - 200.00	480.00 - 520.00	320.00 - 400.00	-	360.00 - 420.00	320.00 - 400.00	
Rathnapura	180.00 - 200.00	380.00 - 400.00	750.00 - 800.00	180.00 - 200.00	180.00 - 200.00	450.00 - 480.00	340.00 - 360.00	-	380.00 - 400.00	220.00 - 240.00	
Hambantota	160.00 - 240.00	320.00 - 380.00	650.00 - 700.00	180.00 - 200.00	120.00 - 160.00	450.00 - 600.00	280.00 - 400.00	-	280.00 - 360.00	160.00 - 200.00	
Matara	220.00 - 260.00	320.00 - 400.00	750.00 - 800.00	160.00 - 200.00	150.00 - 170.00	500.00 - 600.00	320.00 - 400.00	-	320.00 - 400.00	200.00 - 240.00	
Galle	200.00 - 240.00	400.00 - 460.00	760.00 - 800.00	180.00 - 200.00	140.00 - 160.00	360.00 - 400.00	280.00 - 280.00	-	280.00 - 280.00	200.00 - 240.00	
Tissamaharama	140.00 - 160.00	360.00 - 450.00	760.00 - 780.00	170.00 - 200.00	130.00 - 160.00	420.00 - 480.00	250.00 - 280.00	-	300.00 - 340.00	90.00 - 120.00	
Meegoda (DEC)	300.00 - 360.00	440.00 - 480.00	900.00 - 1000.00	240.00 - 240.00	160.00 - 200.00	440.00 - 520.00	320.00 - 360.00	-	320.00 - 360.00	400.00 - 480.00	
Embilipitiya	200.00 - 240.00	-	800.00 - 900.00	200.00 - 280.00	120.00 - 160.00	480.00 - 520.00	240.00 - 280.00	-	320.00 - 400.00	160.00 - 240.00	
Jaffna	250.00 - 350.00	600.00 - 700.00	720.00 - 780.00	100.00 - 150.00	100.00 - 120.00	480.00 - 550.00	240.00 - 300.00	1600.00 - 1800.00	-	260.00 - 350.00	
Vavuniya	300.00 - 320.00	600.00 - 720.00	1000.00 - 1000.00	200.00 - 200.00	240.00 - 240.00	400.00 - 500.00	300.00 - 400.00	2000.00 - 2000.00	300.00 - 400.00	500.00 - 600.00	
Mannar	300.00 - 320.00	500.00 - 540.00	750.00 - 800.00	180.00 - 200.00	160.00 - 180.00	560.00 - 600.00	280.00 - 320.00	-	-	280.00 - 320.00	
Killinochchi	240.00 - 260.00	600.00 - 640.00	800.00 - 840.00	180.00 - 220.00	-	600.00 - 640.00	280.00 - 320.00	-	-	580.00 - 620.00	
Mullaittivu	180.00 - 220.00	650.00 - 700.00	800.00 - 1000.00	200.00 - 240.00	-	600.00 - 650.00	350.00 - 400.00	-	-	580.00 - 600.00	
Batticaloa	-	-	-	-	-	-	-	-	-	-	
Trincomalee	200.00 - 230.00	450.00 - 500.00	650.00 - 660.00	200.00 - 240.00	140.00 - 160.00	350.00 - 380.00	280.00 - 320.00	-	230.00 - 260.00	260.00 - 300.00	
Hanguranketha	180.00 200.00	420.00 460.00	700.00 800.00	150.00 180.00	150.00 160.00	290.00 320.00	250.00 280.00	-	250.00 280.00	270.00 300.00	
Veyangoda	260.00 - 320.00	450.00 - 480.00	900.00 - 1000.00	200.00 - 240.00	160.00 - 180.00	480.00 - 500.00	320.00 - 400.00	-	360.00 - 400.00	380.00 - 400.00	
Galenbindunuwewa	160.00 - 240.00	-	900.00 - 1000.00	200.00 - 220.00	140.00 - 200.00	460.00 - 480.00	280.00 - 320.00	-	280.00 - 320.00	280.00 - 320.00	
Bandarawela	220.00 - 240.00	420.00 - 460.00	760.00 - 800.00	200.00 - 240.00	160.00 - 180.00	400.00 - 460.00	300.00 - 320.00	-	340.00 - 360.00	360.00 - 380.00	
Matale	-	-	-	-	-	-	-	-	-	-	

**Table 07 (Contd.)**

LOCATIONS	Low Country Varieties					Leafy Vegetable			Coconut (Rs/Nut)	
	Ash Plantain	Green Chillies	Lime	Sweet Potato	Manioc	Mukunuwenna	Kankun	Gotukola	Large	Small
Colombo	240.00 - 360.00	300.00 - 600.00	150.00 - 400.00	160.00 - 280.00	160.00 - 240.00	80.00 - 100.00	80.00 - 100.00	100.00 - 150.00	100.00 - 130.00	85.00 - 100.00
Gampaha	240.00 - 320.00	400.00 - 600.00	240.00 - 400.00	200.00 - 240.00	180.00 - 180.00	60.00 - 70.00	60.00 - 70.00	30.00 - 30.00	100.00 - 130.00	80.00 - 80.00
Kurunegala	260.00 - 300.00	480.00 - 600.00	200.00 - 300.00	220.00 - 240.00	180.00 - 220.00	40.00 - 50.00	40.00 - 50.00	30.00 - 30.00	100.00 - 110.00	70.00 - 75.00
Nikaweratiya	200.00 - 240.00	400.00 - 500.00	160.00 - 200.00	200.00 - 240.00	160.00 - 160.00	40.00 - 50.00	40.00 - 50.00	60.00 - 60.00	95.00 - 100.00	80.00 - 80.00
Dambulla	280.00 - 300.00	400.00 - 500.00	200.00 - 250.00	200.00 - 220.00	200.00 - 220.00	50.00 - 60.00	50.00 - 60.00	40.00 - 50.00	90.00 - 100.00	75.00 - 80.00
Anuradhapura	240.00 - 280.00	400.00 - 500.00	200.00 - 400.00	200.00 - 240.00	200.00 - 240.00	50.00 - 60.00	50.00 - 60.00	50.00 - 60.00	90.00 - 100.00	70.00 - 85.00
Thambuththegama	200.00 - 240.00	350.00 - 420.00	180.00 - 200.00	160.00 - 200.00	180.00 - 200.00	40.00 - 40.00	40.00 - 40.00	-	85.00 - 95.00	70.00 - 80.00
Polonnaruwa	230.00 - 240.00	400.00 - 450.00	280.00 - 300.00	200.00 - 220.00	180.00 - 190.00	50.00 - 50.00	50.00 - 50.00	50.00 - 50.00	-	60.00 - 70.00
Kaluthara	240.00 - 260.00	320.00 - 360.00	150.00 - 200.00	200.00 - 220.00	160.00 - 180.00	80.00 - 90.00	80.00 - 90.00	90.00 - 100.00	100.00 - 110.00	85.00 - 95.00
Badulla	260.00 - 280.00	500.00 - 600.00	200.00 - 250.00	220.00 - 240.00	200.00 - 220.00	70.00 - 70.00	70.00 - 70.00	70.00 - 80.00	90.00 - 95.00	65.00 - 75.00
Keppetipola	270.00 - 280.00	400.00 - 450.00	180.00 - 200.00	220.00 - 240.00	180.00 - 200.00	30.00 - 40.00	35.00 - 40.00	25.00 - 30.00	96.00 - 100.00	80.00 - 85.00
Moneragala	140.00 - 160.00	350.00 - 400.00	180.00 - 200.00	200.00 - 240.00	-	60.00 - 70.00	60.00 - 70.00	60.00 - 70.00	80.00 - 90.00	65.00 - 75.00
Kegalle	260.00 - 280.00	480.00 - 500.00	230.00 - 250.00	220.00 - 240.00	180.00 - 200.00	60.00 - 70.00	60.00 - 70.00	60.00 - 70.00	110.00 - 120.00	90.00 - 100.00
Ampara	200.00 - 280.00	500.00 - 600.00	200.00 - 300.00	220.00 - 260.00	120.00 - 120.00	50.00 - 60.00	40.00 - 50.00	40.00 - 50.00	70.00 - 75.00	60.00 - 65.00
Dehiattakandiya	200.00 - 240.00	600.00 - 650.00	300.00 - 400.00	160.00 - 200.00	120.00 - 140.00	50.00 - 60.00	50.00 - 60.00	50.00 - 60.00	80.00 - 85.00	55.00 - 70.00
Nuwaraeliya	280.00 - 300.00	400.00 - 500.00	220.00 - 240.00	240.00 - 260.00	170.00 - 190.00	35.00 - 40.00	35.00 - 40.00	30.00 - 35.00	96.00 - 100.00	85.00 - 88.00
Kandy	320.00 - 360.00	400.00 - 480.00	200.00 - 240.00	180.00 - 200.00	240.00 - 260.00	60.00 - 70.00	60.00 - 70.00	50.00 - 60.00	100.00 - 110.00	78.00 - 85.00
Puttalam	200.00 - 250.00	440.00 - 500.00	180.00 - 240.00	200.00 - 240.00	180.00 - 200.00	70.00 - 70.00	60.00 - 70.00	40.00 - 40.00	100.00 - 110.00	80.00 - 90.00
Rathnapura	200.00 - 220.00	650.00 - 700.00	360.00 - 400.00	180.00 - 200.00	140.00 - 160.00	80.00 - 90.00	80.00 - 85.00	90.00 - 100.00	110.00 - 125.00	90.00 - 100.00
Hambanthota	160.00 - 200.00	400.00 - 600.00	200.00 - 320.00	150.00 - 200.00	120.00 - 160.00	60.00 - 60.00	50.00 - 60.00	70.00 - 80.00	90.00 - 110.00	60.00 - 70.00
Matara	260.00 - 300.00	400.00 - 600.00	200.00 - 240.00	180.00 - 200.00	160.00 - 180.00	55.00 - 60.00	55.00 - 60.00	80.00 - 90.00	90.00 - 100.00	65.00 - 75.00
Galle	200.00 - 240.00	400.00 - 440.00	250.00 - 300.00	200.00 - 240.00	160.00 - 180.00	60.00 - 70.00	60.00 - 70.00	70.00 - 80.00	100.00 - 110.00	80.00 - 85.00
Tissamaharama	180.00 - 220.00	360.00 - 420.00	180.00 - 220.00	180.00 - 200.00	140.00 - 150.00	45.00 - 50.00	45.00 - 50.00	50.00 - 60.00	85.00 - 90.00	65.00 - 70.00
Meegoda (DEC)	320.00 - 360.00	500.00 - 500.00	300.00 - 400.00	240.00 - 280.00	190.00 - 190.00	80.00 - 80.00	80.00 - 80.00	90.00 - 100.00	120.00 - 130.00	90.00 - 100.00
Embilipitiya	160.00 - 220.00	500.00 - 600.00	200.00 - 250.00	180.00 - 220.00	120.00 - 160.00	60.00 - 80.00	50.00 - 70.00	80.00 - 100.00	90.00 - 120.00	60.00 - 80.00
Jaffna	150.00 - 200.00	320.00 - 400.00	150.00 - 220.00	160.00 - 200.00	180.00 - 200.00	80.00 - 100.00	35.00 - 40.00	30.00 - 40.00	85.00 - 100.00	50.00 - 70.00
Vavuniya	200.00 - 200.00	300.00 - 350.00	-	240.00 - 240.00	240.00 - 240.00	60.00 - 60.00	60.00 - 60.00	60.00 - 60.00	70.00 - 70.00	50.00 - 60.00
Mannar	200.00 - 220.00	400.00 - 500.00	200.00 - 250.00	200.00 - 240.00	200.00 - 240.00	50.00 - 60.00	50.00 - 60.00	50.00 - 55.00	70.00 - 80.00	60.00 - 65.00
Killinochchi	140.00 - 160.00	400.00 - 440.00	200.00 - 220.00	240.00 - 260.00	230.00 - 250.00	50.00 - 60.00	-	40.00 - 50.00	80.00 - 100.00	50.00 - 60.00
Mullaittivu	200.00 - 220.00	400.00 - 440.00	180.00 - 200.00	200.00 - 240.00	240.00 - 250.00	50.00 - 50.00	-	40.00 - 50.00	70.00 - 75.00	50.00 - 55.00
Batticaloa	-	-	-	-	-	-	-	-	-	-
Trincomalee	250.00 280.00	340.00 380.00	170.00 200.00	180.00 210.00		50.00 55.00	45.00 50.00	45.00 55.00	75.00 85.00	50.00 60.00
Hanguranketha	250.00 - 275.00	400.00 - 500.00	200.00 - 350.00	170.00 - 200.00	120.00 - 150.00	40.00 - 40.00	40.00 - 50.00	40.00 - 50.00	98.00 - 100.00	93.00 - 96.00
Veyangoda	240.00 - 280.00	500.00 - 600.00	300.00 - 400.00	200.00 - 240.00	180.00 - 200.00	60.00 - 80.00	60.00 - 70.00	30.00 - 33.00	120.00 - 130.00	80.00 - 100.00
Galenbindunuwewa	-	400.00 - 500.00	200.00 - 350.00	160.00 - 200.00	-	50.00 - 60.00	50.00 - 60.00	-	75.00 - 80.00	60.00 - 70.00
Bandarawela	240.00 - 260.00	400.00 - 500.00	200.00 - 300.00	220.00 - 240.00	200.00 - 220.00	50.00 - 60.00	50.00 - 60.00	60.00 - 70.00	80.00 - 90.00	60.00 - 70.00
Matale	-	-	-	-	-	-	-	-	-	-

**Table 08: Selected Markets: Retail Price of Fruits (Rs/each & Rs/Kg)**

Week 02: 06 - 12 January 2023

LOCATIONS	Banana					Pineapple			Mango	
	Ambul (Rs/Kg)	Kolikuttu (Rs/Kg)	Seeni (Rs/Kg)	Anamalu	Ambun	Large	Medium	Small	Betti	Karthakolomban
Colombo	180.00 - 300.00	400.00 - 520.00	150.00 - 250.00	20.00 - 35.00	25.00 - 40.00	580.00 - 650.00	520.00 - 560.00	350.00 - 500.00	-	100.00 - 200.00
Gampaha	230.00 - 250.00	420.00 - 480.00	160.00 - 200.00	25.00 - 30.00	30.00 - 38.00	550.00 - 600.00	450.00 - 500.00	200.00 - 300.00	-	150.00 - 200.00
Kurunegala	220.00 - 250.00	450.00 - 500.00	160.00 - 180.00	24.00 - 30.00	40.00 - 43.00	600.00 - 650.00	400.00 - 450.00	250.00 - 300.00	-	140.00 - 150.00
Nikaweratiya	200.00 - 240.00	450.00 - 500.00	180.00 - 200.00	32.00 - 33.00	40.00 - 44.00	550.00 - 620.00	400.00 - 500.00	200.00 - 250.00	-	100.00 - 120.00
Dambulla	200.00 - 220.00	430.00 - 450.00	160.00 - 180.00	-	42.00 - 43.00	750.00 - 800.00	600.00 - 650.00	350.00 - 380.00	50.00 - 60.00	150.00 - 180.00
Anuradhapura	220.00 - 240.00	480.00 - 500.00	160.00 - 200.00	30.00 - 38.00	37.00 - 47.00	750.00 - 800.00	600.00 - 700.00	450.00 - 520.00	-	130.00 - 180.00
Thambuththegama	240.00 - 280.00	450.00 - 500.00	200.00 - 220.00	28.00 - 28.00	45.00 - 50.00	750.00 - 800.00	600.00 - 650.00	-	-	140.00 - 160.00
Polonnaruwa	180.00 - 200.00	450.00 - 460.00	130.00 - 150.00	19.00 - 21.00	-	750.00 - 800.00	680.00 - 700.00	400.00 - 500.00	-	150.00 - 170.00
Kaluthara	210.00 - 240.00	460.00 - 480.00	160.00 - 180.00	25.00 - 27.00	31.00 - 32.00	600.00 - 620.00	500.00 - 520.00	-	-	120.00 - 150.00
Badulla	200.00 - 240.00	420.00 - 450.00	130.00 - 150.00	19.00 - 20.00	30.00 - 32.00	-	550.00 - 580.00	400.00 - 440.00	-	120.00 - 130.00
Keppetipola	180.00 - 200.00	420.00 - 440.00	160.00 - 180.00	22.00 - 25.00	42.00 - 44.00	-	620.00 - 650.00	420.00 - 450.00	-	140.00 - 160.00
Moneragala	120.00 - 150.00	300.00 - 340.00	80.00 - 100.00	15.00 - 17.00	18.00 - 22.00	-	600.00 - 670.00	-	-	80.00 - 100.00
Kegalle	150.00 - 170.00	470.00 - 500.00	150.00 - 170.00	30.00 - 40.00	35.00 - 40.00	650.00 - 700.00	350.00 - 580.00	180.00 - 250.00	-	100.00 - 130.00
Ampara	160.00 - 180.00	350.00 - 480.00	80.00 - 120.00	20.00 - 30.00	20.00 - 30.00	700.00 - 700.00	600.00 - 600.00	400.00 - 550.00	-	150.00 - 150.00
Dehiattakandiya	160.00 - 220.00	400.00 - 450.00	150.00 - 180.00	-	-	560.00 - 600.00	380.00 - 480.00	240.00 - 320.00	-	100.00 - 180.00
Nuwaraeliya	230.00 - 250.00	430.00 - 460.00	160.00 - 180.00	22.00 - 24.00	44.00 - 46.00	-	630.00 - 650.00	420.00 - 440.00	-	130.00 - 150.00
Kandy	180.00 - 200.00	400.00 - 420.00	160.00 - 180.00	20.00 - 22.00	30.00 - 32.00	650.00 - 700.00	480.00 - 520.00	250.00 - 300.00	-	120.00 - 150.00
Puttalam	180.00 - 200.00	400.00 - 450.00	180.00 - 200.00	20.00 - 22.00	-	-	400.00 - 450.00	-	-	70.00 - 85.00
Rathnapura	190.00 - 200.00	320.00 - 350.00	180.00 - 200.00	-	-	550.00 - 600.00	300.00 - 400.00	150.00 - 200.00	-	100.00 - 120.00
Hambantota	180.00 - 200.00	400.00 - 430.00	170.00 - 180.00	20.00 - 24.00	24.00 - 27.00	600.00 - 700.00	450.00 - 550.00	300.00 - 350.00	-	80.00 - 110.00
Matara	185.00 - 210.00	400.00 - 440.00	160.00 - 190.00	22.00 - 23.00	32.00 - 34.00	720.00 - 800.00	560.00 - 630.00	300.00 - 450.00	35.00 - 45.00	80.00 - 110.00
Galle	200.00 - 280.00	460.00 - 480.00	180.00 - 200.00	25.00 - 28.00	31.00 - 35.00	-	-	480.00 - 500.00	-	150.00 - 160.00
Tissamaharama	160.00 - 180.00	380.00 - 440.00	120.00 - 140.00	-	-	550.00 - 570.00	400.00 - 440.00	260.00 - 280.00	-	80.00 - 100.00
Meegoda (DEC)	200.00 - 220.00	400.00 - 420.00	170.00 - 180.00	-	35.00 - 35.00	720.00 - 800.00	-	-	-	100.00 - 120.00
Embilipitiya	150.00 - 170.00	280.00 - 350.00	110.00 - 130.00	20.00 - 30.00	25.00 - 35.00	550.00 - 600.00	350.00 - 450.00	200.00 - 300.00	30.00 - 40.00	60.00 - 80.00
Jaffna	180.00 - 200.00	250.00 - 300.00	100.00 - 140.00	-	-	550.00 - 620.00	450.00 - 500.00	350.00 - 420.00	-	150.00 - 180.00
Vavuniya	180.00 - 180.00	400.00 - 400.00	150.00 - 150.00	25.00 - 25.00	-	550.00 - 650.00	420.00 - 450.00	350.00 - 350.00	-	120.00 - 150.00
Mannar	150.00 - 160.00	350.00 - 400.00	120.00 - 150.00	18.00 - 20.00	-	-	450.00 - 500.00	320.00 - 400.00	-	80.00 - 100.00
Killinochchi	180.00 - 200.00	350.00 - 400.00	140.00 - 150.00	24.00 - 26.00	24.00 - 26.00	680.00 - 720.00	540.00 - 570.00	450.00 - 480.00	-	100.00 - 120.00
Mullaittivu	130.00 - 180.00	280.00 - 300.00	140.00 - 180.00	18.00 - 20.00	22.00 - 25.00	-	-	-	-	100.00 - 120.00
Batticaloa	-	-	-	-	-	-	-	-	-	-
Trincomalee	190.00 - 210.00	380.00 - 420.00	160.00 - 180.00	28.00 - 29.00	24.00 - 27.00	-	480.00 - 520.00	250.00 - 320.00	-	120.00 - 140.00
Veyangoda	200.00 - 280.00	450.00 - 480.00	160.00 - 200.00	20.00 - 25.00	30.00 - 38.00	600.00 - 650.00	400.00 - 500.00	350.00 - 350.00	-	120.00 - 150.00
Galenbindunuwewa	160.00 - 220.00	350.00 - 400.00	120.00 - 150.00	30.00 - 40.00	40.00 - 50.00	820.00 - 850.00	650.00 - 720.00	550.00 - 550.00	-	140.00 - 160.00
Bandarawela	240.00 - 250.00	420.00 - 460.00	150.00 - 160.00	20.00 - 22.00	28.00 - 32.00	-	500.00 - 600.00	380.00 - 400.00	-	120.00 - 140.00
Matale	-	-	-	-	-	-	-	-	-	-

**Table 08 (Contd.)**

LOCATIONS	Mango				Other Fruits							
	Vilad		Kohu		Papaw (Rs/Kg)	Passion	Wood Apple	Orange	Avocado	Slime Apple	Grapes (Rs/Kg)	King Coconut
Colombo	-	-	-	-	180.00 - 380.00	38.00 - 63.00	40.00 - 120.00	50.00 - 120.00	150.00 - 400.00	40.00 - 120.00	1700.00 - 2500.00	120.00 - 150.00
Gampaha	-	-	-	-	250.00 - 300.00	60.00 - 70.00	60.00 - 80.00	100.00 - 100.00	-	80.00 - 100.00	2300.00 - 2300.00	120.00 - 150.00
Kurunegala	70.00 - 80.00	-	-	-	200.00 - 250.00	50.00 - 50.00	60.00 - 70.00	80.00 - 100.00	-	80.00 - 80.00	2000.00 - 2500.00	100.00 - 100.00
Nikaweratiya	-	-	-	-	200.00 - 220.00	-	-	80.00 - 120.00	200.00 - 250.00	30.00 - 50.00	2500.00 - 2500.00	-
Dambulla	60.00 - 80.00	20.00 - 25.00	-	-	200.00 - 240.00	35.00 - 40.00	50.00 - 60.00	60.00 - 80.00	200.00 - 230.00	60.00 - 80.00	2600.00 - 2800.00	90.00 - 100.00
Anuradhapura	-	-	-	-	160.00 - 220.00	-	40.00 - 60.00	80.00 - 120.00	120.00 - 150.00	60.00 - 100.00	2000.00 - 3000.00	100.00 - 120.00
Thambuththegama	-	-	-	-	180.00 - 250.00	-	-	90.00 - 120.00	-	-	2200.00 - 2500.00	60.00 - 80.00
Polonnaruwa	-	-	-	-	250.00 - 300.00	30.00 - 50.00	45.00 - 60.00	80.00 - 80.00	-	80.00 - 100.00	2500.00 - 2600.00	100.00 - 120.00
Kaluthara	-	-	-	-	280.00 - 300.00	42.00 - 46.00	60.00 - 80.00	80.00 - 100.00	180.00 - 200.00	100.00 - 120.00	2000.00 - 2200.00	120.00 - 130.00
Badulla	60.00 - 80.00	-	-	-	240.00 - 250.00	40.00 - 50.00	40.00 - 50.00	70.00 - 80.00	-	40.00 - 50.00	2500.00 - 2600.00	120.00 - 130.00
Keppetipola	70.00 - 80.00	-	-	-	220.00 - 240.00	38.00 - 42.00	60.00 - 70.00	120.00 - 130.00	160.00 - 170.00	80.00 - 90.00	2200.00 - 2300.00	100.00 - 120.00
Moneragala	-	-	-	-	150.00 - 200.00	20.00 - 23.00	18.00 - 25.00	60.00 - 80.00	-	37.00 - 50.00	-	80.00 - 100.00
Kegalle	-	-	-	-	200.00 - 220.00	25.00 - 30.00	40.00 - 60.00	80.00 - 100.00	-	50.00 - 60.00	2000.00 - 2100.00	80.00 - 100.00
Ampara	60.00 - 60.00	-	-	-	220.00 - 250.00	35.00 - 35.00	20.00 - 20.00	50.00 - 60.00	110.00 - 110.00	30.00 - 40.00	2000.00 - 2000.00	100.00 - 130.00
Dehiattakandiya	-	-	-	-	160.00 - 200.00	-	70.00 - 80.00	80.00 - 100.00	-	90.00 - 120.00	2500.00 - 3000.00	100.00 - 130.00
Nuwaraeliya	75.00 - 90.00	-	-	-	240.00 - 260.00	44.00 - 46.00	46.00 - 50.00	110.00 - 130.00	160.00 - 200.00	85.00 - 90.00	2200.00 - 2400.00	110.00 - 120.00
Kandy	70.00 - 80.00	-	-	-	300.00 - 320.00	40.00 - 45.00	60.00 - 70.00	70.00 - 80.00	130.00 - 150.00	60.00 - 80.00	2100.00 - 2500.00	100.00 - 120.00
Puttalam	-	-	-	-	240.00 - 280.00	45.00 - 50.00	-	80.00 - 90.00	-	-	-	90.00 - 100.00
Hambantota	-	-	-	-	150.00 - 200.00	-	25.00 - 30.00	-	-	30.00 - 50.00	-	80.00 - 100.00
Rathnapura	40.00 - 60.00	-	-	-	170.00 - 190.00	-	50.00 - 60.00	80.00 - 100.00	-	50.00 - 70.00	2000.00 - 2200.00	100.00 - 120.00
Matara	-	-	-	-	190.00 - 200.00	35.00 - 40.00	40.00 - 44.00	90.00 - 120.00	120.00 - 140.00	25.00 - 35.00	2000.00 - 2000.00	90.00 - 100.00
Galle	80.00 - 100.00	-	-	-	200.00 - 280.00	50.00 - 50.00	56.00 - 60.00	100.00 - 140.00	200.00 - 250.00	60.00 - 80.00	2500.00 - 2500.00	100.00 - 110.00
Tissamaharama	40.00 - 40.00	20.00 - 25.00	-	-	160.00 - 180.00	20.00 - 25.00	25.00 - 30.00	90.00 - 100.00	-	20.00 - 25.00	2200.00 - 2200.00	90.00 - 100.00
Meegoda (DEC)	-	-	-	-	200.00 - 200.00	-	50.00 - 60.00	100.00 - 100.00	-	40.00 - 45.00	2500.00 - 2500.00	100.00 - 100.00
Embilipitiya	25.00 - 40.00	10.00 - 20.00	-	-	160.00 - 180.00	20.00 - 30.00	50.00 - 70.00	90.00 - 110.00	100.00 - 120.00	25.00 - 40.00	2400.00 - 2800.00	90.00 - 120.00
Jaffna	-	-	-	-	80.00 - 120.00	-	30.00 - 50.00	-	-	-	2000.00 - 2500.00	120.00 - 150.00
Vavuniya	-	-	-	-	250.00 - 250.00	40.00 - 45.00	30.00 - 50.00	60.00 - 70.00	180.00 - 200.00	-	2000.00 - 2000.00	100.00 - 120.00
Mannar	-	-	-	-	160.00 - 180.00	35.00 - 40.00	20.00 - 22.00	60.00 - 80.00	-	-	2200.00 - 2400.00	120.00 - 150.00
Killinochchi	-	-	-	-	150.00 - 180.00	35.00 - 40.00	50.00 - 60.00	-	-	-	2200.00 - 2400.00	100.00 - 120.00
Mullaittivu	50.00 - 60.00	-	-	-	150.00 - 180.00	-	40.00 - 50.00	-	-	-	-	100.00 - 120.00
Batticaloa	-	-	-	-	-	-	-	-	-	-	-	-
Trincomalee	-	-	-	-	170.00 - 190.00	-	24.00 - 28.00	-	100.00 - 120.00	-	2450.00 - 2550.00	120.00 - 130.00
Veyangoda	-	-	-	-	250.00 - 280.00	45.00 - 50.00	45.00 - 60.00	90.00 - 100.00	130.00 - 130.00	60.00 - 70.00	2000.00 - 3000.00	100.00 - 120.00
Galenbindunuwewa	-	-	-	-	150.00 - 200.00	-	-	-	-	-	2000.00 - 2200.00	-
Bandarawela	60.00 - 80.00	-	-	-	200.00 - 240.00	50.00 - 60.00	40.00 - 50.00	80.00 - 100.00	-	40.00 - 50.00	2400.00 - 2500.00	120.00 - 140.00
Matale	-	-	-	-	-	-	-	-	-	-	-	-

**Table 09: Selected Markets: Wholesale Price of Fresh Fish & Eggs (Rs/Kg & Rs/Egg)**

Week 02: 06 - 12 January 2023

Locations	Sea Fish					
	Salaya	Hurulla	Balaya	Kelawalla	Thora	Paraw
Colombo	380.00 – 600.00	800.00 – 950.00	650.00 – 750.00	1000.00 – 1500.00	2000.00 – 3100.00	1200.00 – 1600.00
Kandy	420.00 – 430.00	740.00 – 750.00	950.00 – 1000.00	1400.00 – 1500.00	2000.00 – 2200.00	1400.00 – 1480.00
Kaluthara	450.00 – 500.00	800.00 – 850.00	700.00 – 750.00	1200.00 – 1300.00	-	1400.00 – 1420.00
Puttalam	370.00 – 420.00	600.00 – 680.00	750.00 – 1000.00	1700.00 – 2050.00	1650.00 – 1700.00	1400.00 – 1850.00
Matara	300.00 – 350.00	-	750.00 – 850.00	1500.00 – 1600.00	-	-
Hambantota	250.00 – 350.00	600.00 – 700.00	700.00 – 850.00	1500.00 – 1600.00	-	-
Galle	300.00 – 350.00	-	750.00 – 750.00	1000.00 – 1200.00	1200.00 – 1500.00	900.00 – 1000.00
Batticaloa	-	-	-	-	-	-
Trincomalee	350.00 – 450.00	850.00 – 950.00	800.00 – 850.00	1150.00 – 1250.00	1950.00 – 2050.00	1250.00 – 1350.00
Mannar	280.00 – 300.00	550.00 – 600.00	-	-	-	1100.00 – 1200.00

Locations	Sea Fish				Eggs	
	Mora	Shrimps	Thalapath	Teppeli	Brown	White
Colombo	850.00 – 1000.00	1300.00 – 1500.00	1500.00 – 2100.00	-	60.00 – 60.00	54.00 – 58.00
Kandy	1100.00 – 1200.00	1700.00 – 1800.00	2000.00 – 2100.00	-	58.00 – 59.00	56.00 – 57.00
Kaluthara	-	-	1500.00 – 1600.00	-	-	-
Puttalam	1400.00 – 1800.00	1100.00 – 1650.00	1650.00 – 2050.00	-	55.00 – 60.00	54.00 – 59.00
Matara	-	1900.00 – 2000.00	1550.00 – 1600.00	-	-	-
Hambantota	-	1700.00 – 1700.00	2000.00 – 2000.00	-	-	55.00 – 60.00
Galle	-	-	-	-	-	54.00 – 57.00
Batticaloa	-	-	-	-	-	-
Trincomalee	1150.00 – 1250.00	950.00 – 1050.00	2000.00 – 2100.00	-	56.00 – 57.00	54.00 – 54.00
Mannar	-	1000.00 – 1100.00	-	-	-	-

**Table 10: Selected Markets: Wholesale Price of Dried Fish (Rs/50Kg)**

Week 02: 06 - 12 January 2023

Locations	Local Dried Fish					
	Sprats	Kattawa	Thora	Mora	Balaya	Anguluwa
Colombo	59000 – 67500	-	-	82500 – 91000	42000 – 47000	-
Kandy	65000 – 75000	-	-	95000 – 97500	45000 – 47500	-
Batticaloa	-	-	-	-	-	-
Trincomalee	-	70000 – 71000	79000 – 80000	64750 – 65000	39000 – 40500	35000 – 36000
Mannar	57500 – 60000	90000 – 92500	-	-	42000 – 42500	35000 – 36000

Locations	Local Dried Fish			Imported Dried Fish		
	Maduwa	Koduwa	Salaya	Sprats	Kattawa	Thora
Colombo	55000 – 62500	-	30000 – 40000	42000 – 49000	82500 – 87000	-
Kandy	62500 – 65000	-	40000 – 45000	45000 – 50000	90000 – 92500	-
Batticaloa	-	-	-	-	-	-
Trincomalee	55000 – 56000	-	30000 – 30000	-	75000 – 75500	-
Mannar	49000 – 50000	45000 – 47500	32500 – 35000	57500 – 60000	-	-

Locations	Imported Dried Fish					
	Mora	Balaya	Anguluwa	Maduwa	Koduwa	Salaya
Colombo	-	-	84000 – 92500	-	-	-
Kandy	-	-	95000 – 97500	-	-	-
Batticaloa	-	-	-	-	-	-
Trincomalee	90000 – 90000	-	-	-	-	-
Mannar	-	-	-	-	-	-

**Table 11: Selected Markets: Retail Price of Fresh Fish & Eggs (Rs/Kg & Rs/Eggs)**

Week 02: 06 - 12 January 2023

LOCATIONS	Sea Fish									Eggs	
	Salaya	Hurulla	Balaya	Kelawalla	Thora	Paraw	Mora	Thalapath	Brown	White	
Colombo	520.00 - 760.00	900.00 - 1200.00	840.00 - 1720.00	1600.00 - 2700.00	2800.00 - 4000.00	1700.00 - 2800.00	1000.00 - 1600.00	2400.00 - 3000.00	57.00 - 60.00	55.00 - 60.00	
Gampaha	400.00 - 600.00	800.00 - 800.00	-	2200.00 - 2200.00	-	-	-	2400.00 - 2400.00	66.00 - 66.00	62.00 - 65.00	
Kurunegala	400.00 - 440.00	800.00 - 900.00	1300.00 - 1400.00	1700.00 - 1800.00	-	1500.00 - 1600.00	1500.00 - 1600.00	2400.00 - 2500.00	-	60.00 - 64.00	
Nikaweratiya	600.00 - 600.00	900.00 - 1000.00	1000.00 - 1300.00	2000.00 - 2200.00	-	1500.00 - 1600.00	-	2400.00 - 2400.00	-	60.00 - 60.00	
Dambulla	400.00 - 460.00	1000.00 - 1100.00	900.00 - 1100.00	1800.00 - 2000.00	-	1800.00 - 2000.00	1800.00 - 1900.00	2200.00 - 2300.00	64.00 - 65.00	60.00 - 62.00	
Anuradhapura	480.00 - 500.00	950.00 - 1000.00	1050.00 - 1100.00	1950.00 - 2000.00	2200.00 - 2400.00	1350.00 - 1400.00	1650.00 - 1700.00	2450.00 - 2500.00	-	62.00 - 65.00	
Thambuththegama	360.00 - 500.00	900.00 - 1000.00	900.00 - 1100.00	1900.00 - 2000.00	-	1600.00 - 1600.00	1700.00 - 2000.00	2500.00 - 2800.00	-	60.00 - 65.00	
Polonnaruwa	400.00 - 450.00	800.00 - 900.00	900.00 - 1200.00	1600.00 - 1800.00	-	1400.00 - 1500.00	1500.00 - 1700.00	-	-	65.00 - 70.00	
Kaluthara	520.00 - 560.00	1000.00 - 1100.00	950.00 - 1000.00	1600.00 - 1700.00	-	1550.00 - 1580.00	-	2200.00 - 2300.00	-	59.00 - 60.00	
Badulla	400.00 - 500.00	800.00 - 900.00	1300.00 - 1400.00	1700.00 - 1800.00	2700.00 - 2800.00	1500.00 - 1700.00	1600.00 - 1700.00	2200.00 - 2300.00	58.00 - 60.00	55.00 - 57.00	
Keppetipola	560.00 - 580.00	880.00 - 920.00	1100.00 - 1200.00	1800.00 - 1900.00	2800.00 - 2900.00	1500.00 - 1600.00	1600.00 - 1700.00	2000.00 - 2100.00	68.00 - 70.00	66.00 - 68.00	
Moneragala	550.00 - 600.00	950.00 - 1000.00	1000.00 - 1100.00	-	-	1400.00 - 1500.00	-	2600.00 - 2700.00	-	57.00 - 63.00	
Kegalle	680.00 - 700.00	1050.00 - 1100.00	1400.00 - 1500.00	1950.00 - 2000.00	2950.00 - 3000.00	1600.00 - 1650.00	1950.00 - 2000.00	2250.00 - 2300.00	65.00 - 65.00	55.00 - 57.00	
Ampara	400.00 - 500.00	1080.00 - 1080.00	1400.00 - 1600.00	2000.00 - 2200.00	2400.00 - 3000.00	-	-	2400.00 - 2400.00	62.00 - 62.00	57.00 - 65.00	
Dehiattakandiya	350.00 - 350.00	900.00 - 900.00	1500.00 - 1500.00	1800.00 - 1800.00	-	-	1600.00 - 1600.00	2000.00 - 2000.00	59.00 - 60.00	55.00 - 60.00	
Nuwaraeliya	560.00 - 600.00	940.00 - 960.00	1300.00 - 1400.00	1800.00 - 1900.00	2800.00 - 2900.00	1600.00 - 1700.00	1450.00 - 1500.00	2400.00 - 2500.00	66.00 - 70.00	63.00 - 66.00	
Kandy	600.00 - 640.00	900.00 - 950.00	1200.00 - 1300.00	2000.00 - 2250.00	2700.00 - 2800.00	1600.00 - 1740.00	1500.00 - 1600.00	2480.00 - 2500.00	60.00 - 62.00	58.00 - 60.00	
Puttalam	420.00 - 500.00	700.00 - 750.00	800.00 - 1100.00	1800.00 - 2200.00	1800.00 - 2000.00	1000.00 - 1250.00	1500.00 - 2000.00	2300.00 - 2400.00	56.00 - 56.00	55.00 - 60.00	
Hambantota	350.00 - 500.00	700.00 - 900.00	1200.00 - 1400.00	2200.00 - 2300.00	2000.00 - 2200.00	-	-	-	-	60.00 - 65.00	
Rathnapura	550.00 - 600.00	950.00 - 1000.00	1100.00 - 1200.00	2200.00 - 2400.00	3000.00 - 3200.00	-	1500.00 - 1600.00	2500.00 - 2600.00	-	55.00 - 57.00	
Matara	450.00 - 500.00	-	1200.00 - 1300.00	2000.00 - 2200.00	-	-	-	2300.00 - 2400.00	-	56.00 - 60.00	
Galle	400.00 - 400.00	800.00 - 900.00	900.00 - 1000.00	2300.00 - 2400.00	2200.00 - 2400.00	2000.00 - 2200.00	-	2400.00 - 2400.00	55.00 - 56.00	54.00 - 58.00	
Tissamaharama	400.00 - 400.00	800.00 - 800.00	900.00 - 1000.00	-	-	-	-	2000.00 - 2000.00	-	63.00 - 65.00	
Meegoda	560.00 - 560.00	1100.00 - 1100.00	1000.00 - 1000.00	2400.00 - 2400.00	-	-	-	2800.00 - 2800.00	-	60.00 - 60.00	
Embilipitiya	400.00 - 450.00	850.00 - 900.00	1200.00 - 1400.00	2000.00 - 2200.00	2100.00 - 2200.00	1500.00 - 1600.00	1500.00 - 1600.00	2200.00 - 2300.00	61.00 - 63.00	58.00 - 62.00	
Jaffna	-	-	-	-	-	1000.00 - 1200.00	-	-	58.00 - 62.00	56.00 - 60.00	
Vavuniya	600.00 - 600.00	-	-	-	-	1500.00 - 1600.00	1200.00 - 1200.00	-	-	65.00 - 70.00	
Mannar	350.00 - 400.00	700.00 - 800.00	-	-	-	1400.00 - 1500.00	-	-	-	60.00 - 64.00	
Killinochchi	400.00 - 450.00	-	800.00 - 850.00	-	-	1500.00 - 1600.00	-	-	-	60.00 - 64.00	
Mullaittivu	500.00 - 550.00	1000.00 - 1000.00	900.00 - 1000.00	-	-	1400.00 - 1500.00	1000.00 - 1200.00	-	-	68.00 - 70.00	
Batticaloa	-	-	-	-	-	-	-	-	-	-	
Trincomalee	480.00 - 550.00	1000.00 - 1100.00	900.00 - 1000.00	-	2100.00 - 2200.00	1400.00 - 1500.00	1300.00 - 1400.00	2100.00 - 2200.00	56.00 - 57.00	55.00 - 56.00	
Veyangoda	520.00 - 520.00	1000.00 - 1000.00	-	2000.00 - 2000.00	-	-	-	2400.00 - 2400.00	61.00 - 62.00	54.00 - 60.00	
Galenbindunuwewa	400.00 - 400.00	800.00 - 800.00	800.00 - 800.00	2000.00 - 2000.00	2800.00 - 2800.00	1400.00 - 1400.00	1800.00 - 1800.00	2200.00 - 2200.00	-	63.00 - 65.00	
Bandarawela	400.00 - 500.00	700.00 - 800.00	1200.00 - 1300.00	1600.00 - 1800.00	-	1500.00 - 1600.00	1400.00 - 1500.00	2000.00 - 2200.00	60.00 - 63.00	58.00 - 60.00	
Matale	-	-	-	-	-	-	-	-	-	-	

**Table 12: Selected Markets: Retail Price of Dried Fish (Rs/Kg)**

Week 02: 06 - 12 January 2023

LOCATIONS	Dried Fish													
	Sprats-Imported		Kattawa		Thora		Mora		Balaya		Anguluwa		Salaya	
Colombo	1000.00	1800.00	2200.00	2800.00	-	-	2000.00	2800.00	1200.00	1800.00	2100.00	2600.00	1000.00	1600.00
Gampaha	1100.00	1500.00	2400.00	2800.00	-	-	2400.00	2400.00	1200.00	1200.00	2200.00	2200.00	1000.00	1200.00
Kurunegala	1300.00	1400.00	2400.00	2500.00	2400.00	2400.00	2300.00	2400.00	1200.00	1400.00	1600.00	1700.00	900.00	1000.00
Nikaweratiya	1200.00	1200.00	2200.00	2200.00	-	-	2000.00	2000.00	1200.00	1200.00	1800.00	2200.00	1000.00	1200.00
Dambulla	1200.00	1300.00	2500.00	2600.00	-	-	2400.00	2500.00	1100.00	1300.00	2000.00	2200.00	-	-
Anuradhapura	1200.00	1500.00	2200.00	2400.00	-	-	2300.00	2400.00	1200.00	1600.00	2400.00	2600.00	800.00	1000.00
Thambuththegama	1000.00	1200.00	2200.00	2400.00	-	-	2000.00	2000.00	1100.00	1300.00	1800.00	1800.00	900.00	1000.00
Polonnaruwa	1200.00	1400.00	2300.00	2400.00	-	-	2200.00	2300.00	1400.00	1400.00	-	-	1200.00	1300.00
Kaluthara	1100.00	1200.00	2300.00	2400.00	-	-	2300.00	2400.00	1300.00	1400.00	2300.00	2400.00	1200.00	1300.00
Badulla	1200.00	1400.00	2400.00	2500.00	-	-	2200.00	2300.00	1200.00	1400.00	-	-	900.00	1100.00
Keppetipola	1200.00	1400.00	2600.00	2700.00	-	-	2400.00	2500.00	1350.00	1400.00	2400.00	2500.00	1250.00	1300.00
Moneragala	1200.00	1300.00	2300.00	2400.00	2200.00	2300.00	2200.00	2300.00	1200.00	1400.00	2300.00	2400.00	-	-
Kegalle	1150.00	1250.00	2250.00	2400.00	-	-	2000.00	2200.00	1100.00	1200.00	-	-	-	-
Ampara	1200.00	1200.00	2000.00	2300.00	-	-	-	-	1200.00	1400.00	1000.00	2300.00	1250.00	1250.00
Dehiattakandiya	1200.00	1400.00	2500.00	3000.00	-	-	2000.00	2500.00	1200.00	1600.00	1000.00	1200.00	1000.00	1000.00
Nuwaraeliya	1200.00	1400.00	2400.00	2500.00	-	-	2400.00	2500.00	1350.00	1400.00	2400.00	2500.00	1100.00	1200.00
Kandy	1100.00	1300.00	2600.00	2700.00	-	-	2300.00	2400.00	1400.00	1500.00	2400.00	2500.00	1200.00	1300.00
Puttalam	980.00	1100.00	1800.00	2000.00	-	-	2000.00	2200.00	900.00	1000.00	900.00	1050.00	700.00	800.00
Hambantota	1300.00	1500.00	2200.00	2500.00	-	-	-	-	1200.00	1300.00	2200.00	2300.00	-	-
Rathnapura	1000.00	1200.00	2350.00	2400.00	-	-	2000.00	2120.00	-	-	2350.00	2400.00	960.00	1060.00
Matara	1400.00	1600.00	2200.00	2500.00	-	-	2700.00	2800.00	1150.00	1250.00	2200.00	2250.00	-	-
Galle	1400.00	1600.00	2600.00	2800.00	2400.00	2400.00	2400.00	2600.00	1200.00	1400.00	2000.00	2400.00	-	-
Tissamaharama	1200.00	1300.00	-	-	-	-	-	-	1000.00	1300.00	-	-	-	-
Meegoda	1000.00	1400.00	2200.00	2400.00	-	-	2200.00	2300.00	1250.00	1400.00	2250.00	2250.00	1000.00	1000.00
Embilipitiya	1300.00	1450.00	2300.00	2500.00	2300.00	2450.00	2200.00	2400.00	1200.00	1500.00	2200.00	2450.00	950.00	1200.00
Jaffna	1200.00	1300.00	-	-	-	-	-	-	-	-	-	-	-	-
Vavuniya	1200.00	1200.00	1650.00	1700.00	-	-	-	-	1600.00	1650.00	1000.00	1000.00	1000.00	1000.00
Mannar	1300.00	1400.00	1900.00	2000.00	-	-	-	-	900.00	1000.00	780.00	800.00	750.00	800.00
Killinochchi	1200.00	1300.00	3000.00	3000.00	-	-	-	-	1800.00	1850.00	1400.00	1500.00	950.00	1000.00
Mullaittivu	1400.00	1500.00	2500.00	2700.00	-	-	2000.00	2000.00	1300.00	1400.00	1000.00	1200.00	1000.00	1200.00
Batticaloa	-	-	-	-	-	-	-	-	-	-	-	-	-	-
Trincomalee	980.00	1050.00	1600.00	1700.00	-	-	-	-	900.00	1050.00	800.00	850.00	700.00	750.00
Veyangoda	1050.00	1450.00	1900.00	2200.00	-	-	2200.00	2400.00	1200.00	1600.00	2000.00	2200.00	900.00	1250.00
Galenbindunuwewa	1200.00	1400.00	2200.00	2600.00	-	-	2200.00	2300.00	1400.00	1600.00	2400.00	2600.00	1000.00	1200.00
Bandarawela	1200.00	1400.00	2200.00	2400.00	-	-	2000.00	2200.00	1200.00	1400.00	-	-	900.00	1000.00
Matale	-	-	-	-	-	-	-	-	-	-	-	-	-	-



**Table 13: Selected Markets: Retail Price of Meat (Rs/Kg)**

Week 02: 06 - 12 January 2023

LOCATIONS	Meat	Meat (Chicken)		Meat	
	Beef	Broiler	Curry	Mutton	Pork
Colombo	2000.00 - 2200.00	1160.00 - 1300.00	1500.00 - 1600.00	2700.00 - 3200.00	1450.00 - 2000.00
Gampaha	-	1250.00 - 1300.00	1500.00 - 1500.00	2800.00 - 2800.00	1500.00 - 1500.00
Kurunegala	1800.00 - 2000.00	1280.00 - 1350.00	-	2700.00 - 2700.00	1600.00 - 1700.00
Nikaweratiya	1800.00 - 1800.00	1190.00 - 1190.00	-	-	-
Dambulla	-	1250.00 - 1300.00	-	-	1600.00 - 1800.00
Anuradhapura	1900.00 - 2000.00	1100.00 - 1250.00	-	3000.00 - 3100.00	1450.00 - 1600.00
Thambuththegama	1800.00 - 2000.00	1000.00 - 1150.00	-	-	1500.00 - 1600.00
Polonnaruwa	2000.00 - 2000.00	1100.00 - 1250.00	-	-	1600.00 - 1800.00
Kaluthara	-	1260.00 - 1280.00	1450.00 - 1500.00	-	-
Badulla	1800.00 - 2000.00	1300.00 - 1380.00	1500.00 - 1600.00	2600.00 - 2800.00	-
Keppetipola	2000.00 - 2100.00	1200.00 - 1280.00	1250.00 - 1320.00	2900.00 - 3000.00	-
Moneragala	1800.00 - 1800.00	1200.00 - 1300.00	-	-	1600.00 - 1700.00
Kegalle	1850.00 - 1900.00	1250.00 - 1300.00	-	2750.00 - 2800.00	1750.00 - 1800.00
Ampara	2000.00 - 2000.00	-	1100.00 - 1300.00	-	2000.00 - 2000.00
Dehiattakandiya	1950.00 - 1950.00	1000.00 - 1350.00	1250.00 - 1250.00	-	1550.00 - 1700.00
Nuwaraeliya	2000.00 - 2200.00	1200.00 - 1300.00	1300.00 - 1360.00	2800.00 - 2900.00	1800.00 - 1900.00
Kandy	1800.00 - 1900.00	1160.00 - 1190.00	1400.00 - 1450.00	2600.00 - 2700.00	1500.00 - 1600.00
Puttalam	2000.00 - 2000.00	1150.00 - 1250.00	-	3000.00 - 3000.00	-
Hambantota	-	1280.00 - 1300.00	-	-	-
Rathnapura	2000.00 - 2100.00	1120.00 - 1160.00	1500.00 - 1550.00	2900.00 - 3000.00	1560.00 - 1600.00
Matara	-	1270.00 - 1290.00	-	-	-
Galle	1900.00 - 2000.00	1200.00 - 1280.00	1550.00 - 1600.00	2900.00 - 3000.00	-
Tissamaharama	-	1100.00 - 1200.00	1400.00 - 1400.00	2800.00 - 2800.00	1700.00 - 1800.00
Meegoda	-	1050.00 - 1100.00	-	-	1550.00 - 1550.00
Embilipitiya	2100.00 - 2200.00	1040.00 - 1120.00	1150.00 - 1250.00	2800.00 - 2900.00	1500.00 - 1700.00
Jaffna	1450.00 - 1500.00	1400.00 - 1500.00	1400.00 - 1500.00	2500.00 - 2600.00	-
Vavuniya	1750.00 - 1800.00	1350.00 - 1500.00	-	2800.00 - 2800.00	-
Mannar	1500.00 - 1600.00	1400.00 - 1500.00	-	-	-
Killinochchi	1800.00 - 1800.00	1400.00 - 1400.00	1500.00 - 1500.00	2800.00 - 2800.00	-
Mullaittivu	1600.00 - 1600.00	1500.00 - 1500.00	-	-	-
Batticaloa	-	-	-	-	-
Trincomalee	1800.00 - 1850.00	1200.00 - 1300.00	1100.00 - 1100.00	-	-
Veyangoda	1900.00 - 1900.00	1150.00 - 1180.00	1400.00 - 1400.00	2600.00 - 2600.00	1600.00 - 1600.00
Galenbindunuwewa	1700.00 - 1700.00	1260.00 - 1260.00	-	-	-
Bandarawela	2000.00 - 2200.00	1200.00 - 1300.00	1500.00 - 1580.00	2800.00 - 3000.00	-
Matale	-	-	-	-	-

**Table 14: Colombo: Wholesale Prices (Rs/Kg or Rs/Pieces)**

**Week 02: 06 - 12 January 2023**

COMMODITY	Range	Average Price			Change Compared to		COMMODITY	Range	Average Price			Change Compared to	
		This Week	Last Week	Last Year	Last Week (%)	Last Year (%)			This Week	Last Week	Last Year	Last Week (%)	Last Year (%)
<b>Rice</b>							<b>Coconut</b>						
<b>Local</b>							<b>Fruits (Rs/Fruit)</b>						
Samba 1	210.00 - 215.00	213.50	214.55	163.33	-0.49	30.71	Large	95.00 - 100.00	97.00	94.10	71.00	3.08	36.62
Samba 2	200.00 - 210.00	206.00	206.80	160.00	-0.39	28.75	Small	85.00 - 90.00	88.50	85.55	65.30	3.45	35.53
Keeri Samba	220.00 - 225.00	223.00	223.50	230.50	-0.22	-3.25	<b>Plantain</b>						
Nadu 1	200.00 - 210.00	202.80	204.73	155.63	-0.94	30.31	Ambul (Rs/Kg)	160.00 - 220.00	186.15	201.54	85.00	-7.63	119.00
Nadu 2	190.00 - 200.00	196.00	197.50	151.50	-0.76	29.37	Kolikuttu (Rs/Kg)	300.00 - 420.00	375.00	395.83	141.67	-5.26	164.71
Raw (Red)	190.00 - 202.00	197.00	198.30	152.50	-0.66	29.18	Seeni (Rs/Kg)	120.00 - 150.00	127.69	130.00	68.33	-1.78	86.87
Raw (White)	185.00 - 200.00	192.00	194.50	153.33	-1.29	25.22	Anamalu	18.00 - 22.00	19.45	20.50	12.50	-5.10	55.64
<b>Imported</b>							<b>Mango</b>						
Samba	200.00 - 215.00	208.30	209.20	127.70	-0.43	63.12	Ambun	23.00 - 27.00	25.00	25.67	15.08	-2.60	65.75
Nadu	170.00 - 180.00	174.50	176.80	118.60	-1.30	47.13	Papaw(Rs/Kg)	120.00 - 280.00	192.14	154.29	165.00	-24.54	16.45
Raw (Red)							Passion Fruit	35.00 - 40.00	37.20	28.40	17.50	30.99	112.57
Raw (White)	165.00 - 170.00	167.90	169.30	119.10	-0.83	40.97	Pineapple Large	450.00 - 470.00	460.00	582.50	350.00	-21.03	31.43
<b>Dried Chillies</b>							<b>Pineapple Medium</b>						
Imported	1280.00 - 1400.00	1354.00	1392.00	744.38	-2.73	81.90	Pineapple Small	350.00 - 400.00	384.29	490.00	255.00	-21.57	50.70
<b>Onion</b>							<b>Other</b>						
Sinnan							Wood Apple	38.00 - 42.00	40.00	38.90	20.67	2.83	93.55
Vedalan							Orange	40.00 - 50.00	44.44	49.09	55.00	-9.47	-19.19
Imported	550.00 - 615.00	589.50	591.50	293.50	-0.34	100.85	Avocado	100.00 - 240.00	158.33	164.00	95.00	-3.46	66.67
<b>Big Onion</b>							<b>Slime Apple</b>						
Imported	145.00 - 165.00	154.00	162.50	131.50	-5.23	17.11	Grapes (Imp., Rs/Kg)	22.00 - 30.00	26.33	30.89	31.42	-14.75	-16.18
<b>Local</b>							<b>King Coconut</b>						
<b>Potato</b>							<b>Sea Fish</b>						
Welimada							Salaya	380.00 - 600.00	489.00	398.00	233.33	22.86	109.57
N'Eliya	350.00 - 360.00	355.00	420.00	240.00	-15.48	47.92	Hurulla	800.00 - 950.00	891.00	726.00	438.75	22.73	103.08
Imported	105.00 - 115.00	110.50	165.30	172.00	-33.15	-35.76	Balaya	650.00 - 750.00	700.00	818.00	524.29	-14.43	33.51
<b>Pulses</b>							<b>Kelawalla</b>						
Green Gram	1150.00 - 1275.00	1228.13	1165.00	514.00	5.42	138.93	Thora	1000.00 - 1500.00	1230.00	1270.00	930.00	-3.15	32.26
Cowpea (White)	1250.00 - 1350.00	1300.71	1300.63	641.67	0.01	102.71	Paraw	2000.00 - 3100.00	2650.00	2420.00	1523.00	9.50	74.00
Cowpea (Red)	1200.00 - 1350.00	1297.50	1330.00	477.50	-2.44	171.73	Mora	1200.00 - 1600.00	1400.00	1163.00	885.71	20.38	58.06
Red Dhal	350.00 - 360.00	355.50	357.80	251.50	-0.64	41.35	Shrimps	850.00 - 1000.00	942.86		765.00		23.25
<b>Vegetable</b>							<b>Thalapath</b>						
Beans (Butter)							Thalapath	1300.00 - 1500.00	1398.00	1585.00	1115.00	-11.80	25.38
Beans (Green)	400.00 - 500.00	451.00	600.00	251.00	-24.83	79.68	<b>Eggs</b>						
Carrot	120.00 - 200.00	149.00	232.00	319.00	-35.78	-53.29	<b>Brown</b>						
Leeks	200.00 - 250.00	218.00	274.00	225.00	-20.44	-3.11	<b>White</b>						
Beetroot	350.00 - 420.00	370.77	377.50	332.00	-1.78	11.68	<b>Dried Fish</b>						
Knolkhol	220.00 - 250.00	236.00	232.00	185.00	1.72	27.57	<b>Sprats</b>						
Raddish	60.00 - 100.00	76.00	106.00	83.00	-28.30	-8.43	<b>Sprats (Imported)</b>						
Cabbage	50.00 - 90.00	73.00	123.00	199.00	-63.32	-63.32	<b>Kattawa</b>						
Tomato	100.00 - 120.00	112.00	175.00	151.00	-36.00	-25.83	<b>Kattawa (Imported)</b>						
Ladies Fingers	150.00 - 180.00	165.00	135.00	134.00	22.22	23.13	<b>Thora</b>						
Brinjal	280.00 - 320.00	298.00	208.00	243.00	43.27	22.63	<b>Thora (Imported)</b>						
Capsicum	650.00 - 700.00	680.00	665.00	603.00	2.26	12.77	<b>Mora</b>						
Pumpkin	120.00 - 150.00	134.00	130.00	78.00	3.08	71.79	<b>Mora (Imported)</b>						
Cucumber	100.00 - 120.00	105.00	72.00	82.00	45.83	28.05	<b>Balaya</b>						
Bitter Gourd	250.00 - 300.00	280.00	304.00	236.00	-7.89	18.64	<b>Balaya (Imported)</b>						
Snake Gourd	180.00 - 220.00	198.00	227.00	214.00	-12.78	-7.48	<b>Anguluwa</b>						
Drumstick							<b>Anguluwa (Imported)</b>						
Luffa	180.00 - 220.00	196.00	216.00	180.00	-9.26	8.89	<b>Maduwa</b>						
Long Beans	200.00 - 250.00	217.00	280.00	179.00	-22.50	21.23	<b>Maduwa (Imported)</b>						
Ash Plantain	220.00 - 250.00	237.00	217.00	71.00	9.22	233.80	<b>Koduwa</b>						
Green Chillies	250.00 - 300.00	269.00	305.00	524.00	-11.80	-48.66	<b>Koduwa (Imported)</b>						
Lime	100.00 - 120.00	105.00	116.00	124.00	-9.48	-15.32	<b>Salaya</b>						
<b>Root Crops</b>							<b>Salaya (Imported)</b>						
Sweet Potato	130.00 - 150.00	138.00	136.00	124.00	1.47	11.29							
Manioc	140.00 - 160.00	148.00	146.00	32.50	1.37	355.38							
<b>Leafy Vegetable</b>													
Mukunuwenna	55.00 - 60.00	58.50	58.00	42.50	0.86	37.65							
Kankun	55.00 - 60.00	58.50	58.00	42.50	0.86	37.65							
Gotukola (Rs/Kg)	240.00 - 250.00	244.00	244.00	156.00	0.00	56.41							

**This Week:** Week 02: 06 - 12 January 2023  
**Last Week:** Week 01: 30 December 2022 - 05 January 2023

**Table 15: Colombo &Suburbs: Retail Prices (Rs/Kg or Rs/Piece)**

**Week 02: 06 - 12 January 2023**

COMMODITY	Range	Average Price			Change Compared to		COMMODITY	Range	Average Price			Change Compared to		
		This Week	Last Week	Last Year	Last Week	Last Year (%)			This Week	Last Week	Last Year	Last Week	Last Year (%)	
<b>Rice</b>							<b>Coconut</b>							
<b>Local</b>							<b>Large</b>							
Samba 1	230.00 - 240.00	231.25	228.55	176.92	2.70	30.71	100.00 - 130.00	115.95	111.14	85.71	4.82	35.28		
Samba 2	220.00 - 230.00	220.34	218.64	164.86	1.71	33.65	85.00 - 100.00	93.25	89.95	71.41	3.30	30.58		
Keeri Samba	250.00 - 260.00	257.88	256.21	245.12	1.67	5.21	<b>Fruits (Rs/Fruit)</b>							
Nadu 1	220.00 - 230.00	221.25	221.11	164.39	0.14	34.59	<b>Plantain</b>							
Nadu 2	210.00 - 220.00	214.81	214.80	154.29	0.01	39.23	Ambul (Rs/Kg)	180.00 - 300.00	252.57	268.82	133.64	-16.25	89.00	
Raw (Red)	210.00 - 220.00	217.03	216.25	161.00	0.78	34.80	Kolikuttu (Rs/Kg)	400.00 - 520.00	479.17	519.43	220.28	-40.26	117.53	
Raw (White)	200.00 - 220.00	213.38	210.97	160.13	2.41	33.26	Seeni (Rs/Kg)	150.00 - 250.00	203.06	223.14	137.84	-20.09	47.31	
<b>Imported</b>							<b>Anamalu</b>							
Samba	200.00 - 230.00	216.33	220.33	143.72	-4.00	50.53	20.00 - 35.00	27.46	28.04	19.52	-0.58	40.68		
Nadu	190.00 - 210.00	195.71	197.22	140.74	-1.51	39.07	Ambun	25.00 - 40.00	33.85	34.43	23.72	-0.58	42.69	
Raw (Red)	-	-	-	-	-	-	Papaw(Rs/Kg)	180.00 - 380.00	307.67	299.33	240.91	8.33	27.71	
Raw (White)	180.00 - 200.00	187.83	189.03	136.19	-1.20	37.92	Passion Fruit	38.00 - 63.00	50.40	46.04	27.50	4.36	83.27	
<b>Dried Chillies</b>							<b>Pineapple Large</b>							
Imported	1500.00 - 1900.00	1788.33	1796.43	847.32	-8.10	111.06	580.00 - 650.00	616.13	638.57	367.50	-22.44	67.65		
<b>Onion</b>							<b>Pineapple Medium</b>							
Sinnan	-	-	-	-	-	-	520.00 - 560.00	541.72	558.52	275.41	-16.79	96.70		
Vedalan	-	-	-	-	-	-	Pineapple Small	350.00 - 500.00	445.17	466.54	222.96	-21.37	99.66	
Imported	600.00 - 800.00	765.67	732.26	406.29	33.41	88.45	<b>Mango</b>							
<b>Big Onion</b>							<b>Betti</b>							
Imported	180.00 - 240.00	209.41	203.55	170.20	5.86	23.04	Karthakolomban	100.00 - 200.00	148.71	143.79	90.31	4.92	64.66	
Local	-	-	-	-	-	-	Vilad	-	-	83.33	46.00	-	-	
<b>Potato</b>							<b>Kohu</b>							
Welimada	-	-	-	-	-	-	<b>Other</b>							
N'Eliya	400.00 - 520.00	446.67	455.00	280.48	-8.33	59.25	Wood Apple	40.00 - 120.00	75.45	72.66	58.44	2.80	29.12	
Imported	140.00 - 360.00	191.56	199.00	199.62	-7.44	-4.03	Orange	50.00 - 120.00	92.92	110.50	79.47	-17.58	16.92	
<b>Pulses</b>							<b>Avocado</b>							
Green Gram	1200.00 - 1400.00	1308.39	1291.96	607.71	16.42	115.30	150.00 - 400.00	247.50	167.50	-	80.00	-		
Cowpea (White)	1300.00 - 1600.00	1437.14	1372.50	666.67	64.64	115.57	40.00 - 120.00	75.86	87.41	69.68	-11.55	8.88		
Cowpea (Red)	1300.00 - 1600.00	1444.76	1371.74	550.00	73.02	162.68	Slime Apple	1700.00 - 2500.00	2143.75	2121.05	1222.73	22.70	75.33	
Red Dhal	370.00 - 400.00	385.31	381.82	275.23	3.49	40.00	Grapes (Imp., Rs/Kg)	1200.00 - 1500.00	142.22	140.53	74.05	1.70	92.07	
<b>Vegetable</b>							<b>King Coconut</b>							
Beans (Butter)	-	-	-	-	-	-	520.00 - 760.00	654.58	600.83	326.09	53.75	100.74		
Beans(Green)	420.00 - 650.00	515.77	699.60	379.35	-183.83	35.96	900.00 - 1200.00	1057.14	881.74	604.78	175.40	74.80		
Carrot	200.00 - 400.00	315.00	353.20	405.16	-38.20	-22.25	840.00 - 1720.00	1387.50	1496.00	1045.00	-108.50	32.78		
Leeks	300.00 - 480.00	400.38	435.83	342.42	-35.45	16.93	1600.00 - 2700.00	2207.62	2372.22	1509.47	-164.60	46.25		
Beetroot	380.00 - 600.00	523.60	558.26	492.31	-34.66	6.36	2800.00 - 4000.00	3307.50	3275.00	1926.09	32.50	71.72		
Knolkhol	240.00 - 480.00	378.10	353.89	325.83	24.21	16.04	1700.00 - 2800.00	2287.50	2218.57	1543.08	68.93	48.24		
Raddish	130.00 - 240.00	201.25	204.40	191.52	-3.15	5.08	1000.00 - 1600.00	1340.00	-	-	-	-		
Cabbage	100.00 - 280.00	195.42	239.63	313.03	-44.21	-37.57	1600.00 - 1900.00	1761.90	1805.22	1272.38	-43.31	38.47		
Tomato	150.00 - 280.00	221.15	257.20	243.64	-36.05	-9.23	2400.00 - 3000.00	2800.00	2795.83	1896.84	4.17	47.61		
Ladies Fingers	200.00 - 320.00	273.08	241.54	240.00	31.54	13.78	<b>Eggs</b>							
Brijjal	320.00 - 600.00	455.83	444.40	321.82	11.43	41.64	Brown	57.00 - 60.00	58.40	63.20	25.71	-4.80	127.11	
Capsicum	700.00 - 1200.00	956.25	926.09	745.45	30.16	28.28	White	55.00 - 60.00	56.33	61.75	24.53	-5.42	129.62	
Pumpkin	160.00 - 280.00	236.30	230.80	146.36	5.50	61.44	<b>Dried Fish</b>							
Cucumber	150.00 - 240.00	195.38	193.08	155.15	2.31	25.93	Sprats	1500.00 - 2400.00	1877.27	1730.77	1265.38	146.50	48.36	
Bitter Gourd	350.00 - 600.00	463.75	470.83	350.30	-7.08	32.39	Sprats (Imported)	1000.00 - 1800.00	1307.41	1330.43	826.00	-23.03	58.28	
Snake Gourd	240.00 - 480.00	383.85	401.67	327.42	-17.82	17.23	2200.00 - 2800.00	2473.08	2480.95	1596.30	-7.88	54.93		
Drumstick	-	-	-	-	-	-	Thora	2000.00 - 2800.00	2420.83	2450.00	1615.22	-29.17	49.88	
Luffa	300.00 - 480.00	414.58	366.96	309.09	47.63	34.13	Mora	2000.00 - 2800.00	2420.83	2450.00	1615.22	-29.17	49.88	
Long Beans	280.00 - 480.00	371.15	406.96	274.55	-35.80	35.19	Balaya	1200.00 - 1800.00	1483.33	1466.67	1086.00	16.67	36.59	
Ash Plantain	240.00 - 360.00	318.33	310.83	138.79	7.50	129.37	Anguluwa	2100.00 - 2600.00	2483.33	2500.00	1494.12	-16.67	66.21	
Green Chillies	300.00 - 600.00	476.80	531.92	875.15	-55.12	-45.52	Maduwa	-	-	-	-	-	-	
Lime	150.00 - 400.00	274.62	307.08	353.03	-32.47	-22.21	Koduwa	-	-	-	-	-	-	
<b>Root Crops</b>							<b>Salaya</b>							
Sweet Potato	160.00 - 280.00	243.70	240.00	179.39	3.70	35.85	1000.00 - 1600.00	1216.00	1311.54	626.09	-95.54	94.22		
Manioc	160.00 - 240.00	221.54	216.15	82.26	5.38	169.32	<b>Meat</b>							
<b>Leafy Vegetable</b>							<b>Beef (without Bones)</b>							
Mukunuwenna	80.00 - 100.00	83.08	81.11	64.50	1.97	28.80	2000.00 - 2200.00	2075.00	2000.00	1341.67	75.00	54.66		
Kankun	80.00 - 100.00	83.08	81.11	63.00	1.97	31.87	1160.00 - 1300.00	1241.11	1251.25	809.00	-10.14	53.41		
Gotukola	100.00 - 150.00	114.29	124.44	66.84	-10.16	70.98	1500.00 - 1600.00	1525.00	1570.00	743.00	-45.00	105.25		
							2700.00 - 3200.00	2957.14	2914.29	2033.33	42.86	45.43		
							1450.00 - 2000.00	1762.50	1787.50	860.00	-25.00	104.94		

**This Week:** Week 02: 06 - 12 January 2023  
**Last Week:** Week 01: 30 December 2022 - 05 January 2023

**Table 16: Farmgate/Producer Prices of Food Commodities in Selected Producing Areas (Rs/Kg)**

Week 02: 06 - 12 January 2023

COMMODITY	Range	Average Price	COMMODITY	Range	Average Price	COMMODITY	Range	Average Price
<b><u>Paddy</u></b>			<b><u>Vegetable (Up Country)</u></b>			<b><u>Snake Gourd</u></b>		
<b>Short Grain</b>			<b>Beans</b>			Dambulla	115.00 - 140.00	129.00
A'pura	92.00 - 95.00	93.20	Dambulla	240.00 - 290.00	270.00	Hambantota	160.00 - 190.00	176.00
P'narawa	103.00 - 104.00	103.50	Welimada	310.00 - 330.00	322.00	Embilipitiya	160.00 - 180.00	173.00
Kalawewa	92.00 - 95.00	94.00	Badulla	380.00 - 420.00	400.00	Matara	-	
Kurunegala	98.00 - 102.00	100.00	<b>Carrot</b>			A'pura	160.00 - 200.00	176.00
Dehiattakandiya	95.00 - 100.00	97.67	N'Elia	100.00 - 115.00	108.00	<b>Luffa</b>		
Nikaweratiya	95.00 - 98.00	95.67	Welimada	65.00 - 80.00	72.00	Dambulla	190.00 - 210.00	200.00
Ampara	100.00 - 100.00	100.00	Hanguranketha	125.00 - 150.00	137.00	Hambantota	140.00 - 180.00	160.00
<b>Long Grain (White)</b>			<b>Leeks</b>			Embilipitiya	250.00 - 270.00	258.00
A'pura	92.00 - 95.00	93.20	N'Elia	155.00 - 165.00	161.00	Matara	-	
P'narawa	103.00 - 104.00	103.33	Welimada	165.00 - 180.00	173.00	A'pura	230.00 - 250.00	238.00
Kalawewa	90.00 - 95.00	92.00	<b>Beetroot</b>			<b>Green Chillies</b>		
Kurunegala	96.00 - 100.00	98.00	N'Elia	265.00 - 280.00	272.00	Dambulla	190.00 - 230.00	214.00
Dehiattakandiya	95.00 - 95.00	95.00	Dambulla	350.00 - 380.00	365.00	Hambantota	-	
Embilipitiya	-		Kurunegala	-		Embilipitiya	380.00 - 410.00	396.00
Nikaweratiya	95.00 - 98.00	95.67	Welimada	245.00 - 255.00	251.00	Puttalam	180.00 - 240.00	206.67
Hambantota	-		Hanguranketha	275.00 - 300.00	286.00	A'pura	180.00 - 200.00	188.00
Ampara	90.00 - 90.00	90.00	<b>Knol Khol</b>			<b>Pumpkin</b>		
<b>Long Grain (Red)</b>			N'Elia	200.00 - 210.00	205.00	Dambulla	95.00 - 110.00	104.00
Matara	105.00 - 110.00	107.00	Welimada	200.00 - 220.00	213.00	Hambantota	100.00 - 120.00	114.00
Hambantota	105.00 - 110.00	106.67	Hanguranketha	190.00 - 215.00	202.00	Embilipitiya	110.00 - 120.00	117.00
Embilipitiya	112.00 - 115.00	113.80	<b>Raddish</b>			Matara	60.00 - 70.00	63.75
<b>Keeri Samba</b>			N'Elia	20.00 - 30.00	24.00	A'pura	90.00 - 100.00	94.00
A'pura	95.00 - 98.00	96.20	Welimada	18.00 - 22.00	19.60	Moneragala	-	
P'narawa	105.00 - 106.00	105.42	Hambantota	70.00 - 120.00	95.00	<b>Cucumber</b>		
Kalawewa	95.00 - 100.00	97.00	Hanguranketha	20.00 - 25.00	23.00	A'pura	50.00 - 60.00	54.00
Kurunegala	-		<b>Cabbage</b>			Dambulla	67.00 - 77.00	72.40
Dehiattakandiya	95.00 - 102.00	99.00	N'Elia	50.00 - 60.00	54.00	Hambantota	40.00 - 60.00	50.00
<b>Red Onion</b>			Welimada	20.00 - 30.00	24.00	Matara	55.00 - 70.00	62.50
Puttalam	400.00 - 600.00	494.00	Badulla	40.00 - 50.00	45.00	<b>Long Beans</b>		
Jaffna	-		Hanguranketha	35.00 - 50.00	41.60	Dambulla	172.50 - 220.00	204.50
<b>Big Onion</b>			<b>Tomato</b>			Hambantota	80.00 - 100.00	90.00
Dambulla	-		Welimada	60.00 - 75.00	68.00	Embilipitiya	70.00 - 100.00	88.33
Kalawewa	-		Hambantota	-		Matara	130.00 - 140.00	136.25
A'pura	-		Dambulla	76.00 - 90.00	84.00	A'pura	240.00 - 260.00	248.00
<b>Potato</b>			Hanguranketha	40.00 - 55.00	46.00	<b>Ash Plantain</b>		
N'Elia	280.00 - 290.00	286.00	<b>Vegetable (Low Country)</b>			Hambantota	60.00 - 90.00	76.00
Badulla	-		<b>Ladies Fingers</b>			Embilipitiya	100.00 - 120.00	110.00
Welimada	250.00 - 260.00	255.00	A'pura	100.00 - 120.00	108.00	Matara	150.00 - 165.00	157.50
<b>Pulses</b>			Dambulla	115.00 - 130.00	122.00	<b>Lime</b>		
<b>Green Gram</b>			Hambantota	110.00 - 130.00	118.33	Hambantota	-	
Hambantota	-		Embilipitiya	110.00 - 120.00	117.00	Embilipitiya	120.00 - 140.00	128.00
Moneragala	850.00 - 880.00	862.00	Matara	110.00 - 125.00	116.25	Moneragala	50.00 - 60.00	54.00
Embilipitiya	950.00 - 960.00	955.00	<b>Brinjal</b>			<b>Fruits (Rs/Kg)</b>		
Nikaweratiya	850.00 - 900.00	875.00	A'pura	340.00 - 360.00	348.00	<b>Banana</b>		
A'pura	850.00 - 900.00	870.00	Dambulla	370.00 - 410.00	392.00	<b>Ambul</b>		
<b>Cowpea</b>			Hambantota	-		Moneragala	40.00 - 50.00	44.00
Hambantota	-		Embilipitiya	220.00 - 240.00	228.00	Embilipitiya	110.00 - 130.00	119.00
Nikaweratiya	800.00 - 850.00	825.00	Matara	200.00 - 230.00	217.50	Hambantota	110.00 - 130.00	120.00
Moneragala	850.00 - 870.00	858.00	Welimada	280.00 - 300.00	288.00	<b>Kolikuttu</b>		
Embilipitiya	1000.00 - 1020.00	1010.00	<b>Capsicum</b>			Moneragala	180.00 - 200.00	188.00
<b>Maize</b>			Badulla	-		Embilipitiya	270.00 - 320.00	294.00
A'pura	150.00 - 170.00	158.00	Welimada	500.00 - 520.00	510.00	Hambantota	-	
Kalawewa	130.00 - 160.00	147.50	<b>Bitter Gourd</b>			<b>Papaw</b>		
<b>Gingelly</b>			A'pura	300.00 - 320.00	308.00	Moneragala	80.00 - 90.00	84.00
A'pura	500.00 - 520.00	508.00	Dambulla	270.00 - 290.00	280.00	Embilipitiya	120.00 - 140.00	132.00
Kalawewa	-		Hambantota	-		Hambantota	100.00 - 120.00	112.50
<b>Black Gram</b>			Embilipitiya	350.00 - 370.00	358.00	<b>Pineapple</b>		
A'pura	750.00 - 800.00	770.00	Matara	280.00 - 320.00	302.50	Divulapitiya	-	
Kalawewa	-							

**Annex 01 - Colombo Markets: Retail Prices of Rice and Subsidiary Food Crops (Rs/Kg)**

**Week 02: 06 - 12 January 2023**

28

<b>CROP</b>	<b>PELIYAGODA</b>	<b>MAHARAGAMA</b>	<b>KIRULAPONE</b>	<b>NUGEGODA</b>	<b>NARAHENPITA</b>	<b>DEMATAGODA</b>	<b>THOTALANGA</b>	<b>KADAWATHA</b>	<b>KIRIBATHGODA</b>
<b><u>Rice</u></b>									
<b>Local</b>									
Samba 1	230.00 - 230.00	230.00 - 240.00	230.00 - 240.00	230.00 - 240.00	230.00 - 230.00	230.00 - 230.00	230.00 - 240.00	230.00 - 230.00	230.00 - 230.00
Samba 2	220.00 - 220.00	220.00 - 220.00	220.00 - 220.00	220.00 - 220.00	220.00 - 230.00	220.00 - 220.00	220.00 - 220.00	220.00 - 220.00	220.00 - 220.00
Keeri Samba	260.00 - 260.00	260.00 - 260.00	250.00 - 260.00	250.00 - 260.00	250.00 - 260.00	260.00 - 260.00	250.00 - 260.00	250.00 - 260.00	260.00 - 260.00
Nadu 1	220.00 - 230.00	220.00 - 220.00	220.00 - 220.00	220.00 - 220.00	220.00 - 220.00	220.00 - 220.00	220.00 - 230.00	220.00 - 220.00	220.00 - 230.00
Nadu 2	210.00 - 210.00	210.00 - 210.00	210.00 - 210.00	210.00 - 220.00	210.00 - 220.00	220.00 - 220.00	220.00 - 220.00	210.00 - 220.00	210.00 - 220.00
Raw (Red)	210.00 - 220.00	210.00 - 220.00	210.00 - 220.00	210.00 - 220.00	220.00 - 220.00	220.00 - 220.00	220.00 - 220.00	210.00 - 220.00	210.00 - 220.00
Raw (White)	210.00 - 220.00	210.00 - 210.00	210.00 - 220.00	210.00 - 220.00	210.00 - 220.00	220.00 - 220.00	210.00 - 220.00	200.00 - 210.00	205.00 - 210.00
<b>Imported</b>									
Samba	200.00 - 230.00	200.00 - 200.00	220.00 - 220.00	220.00 - 220.00	230.00 - 230.00	220.00 - 220.00	200.00 - 230.00	200.00 - 220.00	200.00 - 220.00
Nadu	190.00 - 190.00	190.00 - 190.00	190.00 - 210.00	190.00 - 200.00	200.00 - 200.00	-	190.00 - 200.00	200.00 - 200.00	190.00 - 190.00
Raw (Red)	-	-	-	-	-	-	-	-	-
Raw (White)	180.00 - 190.00	180.00 - 180.00	190.00 - 190.00	190.00 - 200.00	180.00 - 200.00	190.00 - 200.00	190.00 - 200.00	-	180.00 - 190.00
<b><u>Dried Chillies</u></b>									
Imported	1500.00 - 1650.00	1900.00 - 1900.00	1800.00 - 1800.00	1800.00 - 1900.00	1800.00 - 1900.00	1800.00 - 1800.00	1600.00 - 1800.00	1800.00 - 1800.00	1800.00 - 1900.00
<b><u>Red Onion</u></b>									
Sinnan	-	-	-	-	-	-	-	-	-
Vedalan	-	-	-	-	-	-	-	-	-
Imported	600.00 - 800.00	800.00 - 800.00	800.00 - 800.00	800.00 - 800.00	800.00 - 800.00	760.00 - 760.00	800.00 - 800.00	640.00 - 700.00	760.00 - 800.00
<b><u>Big Onion</u></b>									
Imported	180.00 - 200.00	220.00 - 240.00	220.00 - 220.00	200.00 - 240.00	200.00 - 240.00	200.00 - 220.00	180.00 - 200.00	180.00 - 200.00	200.00 - 220.00
Local	-	-	-	-	-	-	-	-	-
<b><u>Potato</u></b>									
Welimada	-	-	-	-	-	-	-	-	-
N'Eliya	400.00 - 440.00	520.00 - 520.00	460.00 - 480.00	440.00 - 520.00	440.00 - 520.00	-	400.00 - 400.00	400.00 - 400.00	-
Imported	140.00 - 180.00	220.00 - 220.00	200.00 - 220.00	150.00 - 360.00	150.00 - 360.00	160.00 - 160.00	160.00 - 200.00	160.00 - 180.00	200.00 - 200.00
<b><u>Pulses</u></b>									
Green Gram	1200.00 - 1400.00	1400.00 - 1400.00	1250.00 - 1400.00	1300.00 - 1300.00	1300.00 - 1300.00	1300.00 - 1300.00	1200.00 - 1400.00	1200.00 - 1200.00	1400.00 - 1400.00
Cowpea (White)	1300.00 - 1400.00	1400.00 - 1400.00	1400.00 - 1400.00	1520.00 - 1600.00	1520.00 - 1600.00	1300.00 - 1300.00	-	1400.00 - 1400.00	1400.00 - 1600.00
Cowpea (Red)	1300.00 - 1400.00	1400.00 - 1400.00	1400.00 - 1400.00	1500.00 - 1600.00	1500.00 - 1600.00	1300.00 - 1400.00	-	1300.00 - 1400.00	1500.00 - 1600.00
Red Dhal	370.00 - 380.00	380.00 - 380.00	380.00 - 380.00	380.00 - 400.00	380.00 - 400.00	390.00 - 390.00	380.00 - 400.00	370.00 - 380.00	400.00 - 400.00

**Annex 02 - Colombo Markets: Retail Prices of Vegetables (Rs/Kg) and Coconut (Rs/Nut)**

**Week 02: 06 - 12 January 2023**

29

<b>CROP</b>	<b>PELIYAGODA</b>	<b>MAHARAGAMA</b>	<b>KIRULAPONE</b>	<b>NUGEGODA</b>	<b>NARAHENPITA</b>	<b>DEMATAGODA</b>	<b>THOTALANGA</b>	<b>KADAWATHA</b>	<b>KIRIBATHGODA</b>
<b><i>Vegetable</i></b>									
Beans	420.00 - 500.00	640.00 - 650.00	480.00 - 600.00	480.00 - 600.00	550.00 - 600.00	600.00 - 600.00	450.00 - 500.00	420.00 - 560.00	480.00 - 480.00
Carrot	300.00 - 360.00	320.00 - 400.00	400.00 - 400.00	320.00 - 320.00	240.00 - 280.00	240.00 - 240.00	200.00 - 240.00	240.00 - 320.00	280.00 - 320.00
Leeks	380.00 - 480.00	320.00 - 480.00	400.00 - 480.00	400.00 - 480.00	320.00 - 340.00	480.00 - 480.00	300.00 - 360.00	400.00 - 400.00	400.00 - 400.00
Beetroot	380.00 - 400.00	600.00 - 600.00	400.00 - 600.00	480.00 - 600.00	440.00 - 540.00	600.00 - 600.00	450.00 - 480.00	600.00 - 600.00	560.00 - 600.00
Knolkhol	240.00 - 300.00	480.00 - 480.00	400.00 - 480.00	400.00 - 480.00	320.00 - 320.00	-	280.00 - 400.00	400.00 - 400.00	320.00 - 400.00
Raddish	130.00 - 180.00	240.00 - 240.00	200.00 - 240.00	200.00 - 240.00	200.00 - 240.00	200.00 - 200.00	180.00 - 200.00	200.00 - 240.00	200.00 - 240.00
Cabbage	100.00 - 140.00	280.00 - 280.00	280.00 - 280.00	160.00 - 240.00	200.00 - 200.00	240.00 - 240.00	150.00 - 200.00	160.00 - 200.00	200.00 - 200.00
Tomato	150.00 - 180.00	240.00 - 280.00	240.00 - 280.00	200.00 - 240.00	240.00 - 280.00	160.00 - 160.00	160.00 - 220.00	200.00 - 240.00	240.00 - 240.00
Ladies Fingers	200.00 - 220.00	320.00 - 320.00	280.00 - 320.00	320.00 - 320.00	200.00 - 280.00	320.00 - 320.00	200.00 - 280.00	240.00 - 320.00	240.00 - 320.00
Brinjal	350.00 - 400.00	480.00 - 560.00	320.00 - 520.00	400.00 - 600.00	400.00 - 400.00	600.00 - 600.00	350.00 - 400.00	400.00 - 480.00	400.00 - 480.00
Capsicum	700.00 - 750.00	1000.00 - 1000.00	1000.00 - 1200.00	1000.00 - 1200.00	900.00 - 1000.00	1000.00 - 1000.00	700.00 - 800.00	900.00 - 1000.00	900.00 - 1000.00
Pumpkin	160.00 - 200.00	240.00 - 240.00	240.00 - 280.00	240.00 - 240.00	180.00 - 240.00	280.00 - 280.00	180.00 - 240.00	240.00 - 280.00	240.00 - 280.00
Cucumber	150.00 - 150.00	200.00 - 240.00	200.00 - 240.00	200.00 - 240.00	160.00 - 240.00	240.00 - 240.00	160.00 - 160.00	160.00 - 240.00	160.00 - 200.00
Bitter Gourd	350.00 - 400.00	480.00 - 560.00	480.00 - 600.00	480.00 - 480.00	440.00 - 480.00	520.00 - 520.00	350.00 - 360.00	450.00 - 600.00	480.00 - 520.00
Snake Gourd	240.00 - 300.00	400.00 - 480.00	400.00 - 480.00	400.00 - 480.00	350.00 - 420.00	480.00 - 480.00	300.00 - 360.00	400.00 - 480.00	400.00 - 400.00
Drumstick	-	-	-	-	-	-	-	-	-
Luffa	300.00 - 400.00	400.00 - 480.00	480.00 - 480.00	480.00 - 480.00	400.00 - 480.00	480.00 - 480.00	350.00 - 400.00	420.00 - 440.00	400.00 - 400.00
Long Beans	280.00 - 350.00	400.00 - 480.00	400.00 - 480.00	400.00 - 400.00	360.00 - 400.00	400.00 - 400.00	280.00 - 360.00	280.00 - 400.00	320.00 - 360.00
Ash Plantain	260.00 - 280.00	280.00 - 360.00	320.00 - 360.00	360.00 - 360.00	320.00 - 340.00	360.00 - 360.00	280.00 - 320.00	240.00 - 360.00	360.00 - 360.00
Green Chillies	300.00 - 360.00	600.00 - 600.00	500.00 - 600.00	500.00 - 600.00	400.00 - 450.00	600.00 - 600.00	350.00 - 400.00	400.00 - 600.00	500.00 - 600.00
Lime	150.00 - 200.00	400.00 - 400.00	400.00 - 400.00	240.00 - 300.00	250.00 - 300.00	400.00 - 400.00	160.00 - 200.00	200.00 - 300.00	250.00 - 300.00
<b><i>Root Crops</i></b>									
Sweet Potato	160.00 - 200.00	240.00 - 280.00	240.00 - 280.00	240.00 - 240.00	240.00 - 240.00	280.00 - 280.00	200.00 - 240.00	200.00 - 240.00	240.00 - 280.00
Manioc	180.00 - 220.00	200.00 - 220.00	220.00 - 240.00	240.00 - 240.00	240.00 - 240.00	240.00 - 240.00	160.00 - 240.00	200.00 - 240.00	240.00 - 240.00
<b><i>Leafy Vegetable</i></b>									
Mukunuwenna	80.00 - 80.00	80.00 - 80.00	80.00 - 80.00	80.00 - 80.00	80.00 - 80.00	80.00 - 80.00	80.00 - 80.00	100.00 - 100.00	80.00 - 80.00
Kankun	80.00 - 80.00	80.00 - 80.00	80.00 - 80.00	80.00 - 80.00	80.00 - 80.00	80.00 - 80.00	80.00 - 80.00	100.00 - 100.00	80.00 - 80.00
Gotukola	100.00 - 100.00	100.00 - 100.00	100.00 - 100.00	100.00 - 100.00	150.00 - 150.00	100.00 - 100.00	100.00 - 100.00	150.00 - 150.00	100.00 - 100.00
<b><i>Coconut</i></b>									
Large	100.00 - 105.00	120.00 - 120.00	110.00 - 120.00	110.00 - 120.00	110.00 - 130.00	-	105.00 - 115.00	110.00 - 130.00	120.00 - 130.00
Small	85.00 - 90.00	90.00 - 100.00	85.00 - 100.00	90.00 - 95.00	100.00 - 100.00	90.00 - 100.00	85.00 - 90.00	95.00 - 100.00	100.00 - 100.00

**Annex 03 - Colombo Markets: Retail Prices of Fruits (Rs/Fruit)**

**Week 02: 06 - 12 January 2023**

30

CROP	PELIYAGODA	MAHARAGAMA	KIRULAPONE	NUGEGODA	NARAHENPITA	DEMATAGODA	THOTALANGA	KADAWATHA	KIRIBATHGODA
<b><i>Plantain</i></b>									
Ambul (Rs/Kg)	200.00 - 220.00	300.00 - 300.00	300.00 - 300.00	200.00 - 250.00	250.00 - 300.00	260.00 - 280.00	250.00 - 300.00	180.00 - 200.00	200.00 - 260.00
Kolikuttu (Rs/Kg)	400.00 - 440.00	490.00 - 520.00	450.00 - 500.00	450.00 - 460.00	480.00 - 500.00	480.00 - 500.00	480.00 - 500.00	450.00 - 480.00	480.00 - 520.00
Seeni (Rs/Kg)	150.00 - 160.00	200.00 - 220.00	230.00 - 250.00	160.00 - 240.00	180.00 - 200.00	200.00 - 230.00	180.00 - 200.00	180.00 - 200.00	200.00 - 250.00
Anamalu	20.00 - 25.00	28.00 - 30.00	33.00 - 35.00	28.00 - 30.00	25.00 - 30.00	24.00 - 26.00	25.00 - 30.00	25.00 - 30.00	28.00 - 30.00
Ambun	25.00 - 31.00	35.00 - 38.00	40.00 - 40.00	35.00 - 38.00	30.00 - 38.00	30.00 - 33.00	31.00 - 38.00	31.00 - 38.00	35.00 - 38.00
<b><i>Pineapple</i></b>									
Large	600.00 - 650.00	580.00 - 650.00	600.00 - 650.00	600.00 - 650.00	600.00 - 650.00	580.00 - 650.00	600.00 - 650.00	580.00 - 600.00	600.00 - 650.00
Medium	540.00 - 550.00	520.00 - 550.00	540.00 - 560.00	520.00 - 550.00	520.00 - 550.00	550.00 - 550.00	520.00 - 550.00	520.00 - 550.00	550.00 - 560.00
Small	400.00 - 500.00	400.00 - 500.00	400.00 - 500.00	400.00 - 450.00	400.00 - 500.00	400.00 - 500.00	400.00 - 500.00	350.00 - 450.00	450.00 - 500.00
<b><i>Mango</i></b>									
Betti	-	-	-	-	-	-	-	-	-
Karthakolomban	100.00 - 130.00	150.00 - 200.00	130.00 - 200.00	180.00 - 200.00	120.00 - 160.00	100.00 - 120.00	100.00 - 120.00	100.00 - 120.00	100.00 - 150.00
Vilad	-	-	-	-	-	-	-	-	-
Kohu	-	-	-	-	-	-	-	-	-
<b><i>Other Fruits</i></b>									
Wood Apple	40.00 - 50.00	80.00 - 100.00	80.00 - 120.00	100.00 - 120.00	60.00 - 80.00	70.00 - 80.00	50.00 - 60.00	70.00 - 100.00	50.00 - 80.00
Orange	50.00 - 60.00	80.00 - 120.00	100.00 - 120.00	100.00 - 120.00	70.00 - 100.00	70.00 - 80.00	70.00 - 80.00	80.00 - 100.00	100.00 - 120.00
Avocado	150.00 - 160.00	-	400.00 - 400.00	400.00 - 400.00	250.00 - 300.00	-	150.00 - 170.00	150.00 - 160.00	-
Slime Apple	40.00 - 50.00	70.00 - 100.00	90.00 - 120.00	80.00 - 120.00	70.00 - 100.00	50.00 - 70.00	50.00 - 60.00	40.00 - 50.00	80.00 - 100.00
Grapes (Rs/Kg)	1700.00 - 1700.00	2200.00 - 2200.00	2000.00 - 2500.00	2500.00 - 2500.00	2000.00 - 2000.00	2300.00 - 2300.00	2000.00 - 2000.00	2000.00 - 2000.00	2200.00 - 2200.00
Papaw (Rs/Kg)	180.00 - 200.00	300.00 - 340.00	320.00 - 380.00	250.00 - 350.00	300.00 - 350.00	250.00 - 300.00	250.00 - 300.00	280.00 - 300.00	300.00 - 350.00
Passion	38.00 - 38.00	63.00 - 63.00	50.00 - 58.00	54.00 - 58.00	42.00 - 50.00	50.00 - 58.00	38.00 - 42.00	42.00 - 50.00	46.00 - 50.00
King Coconut	120.00 - 130.00	140.00 - 150.00	150.00 - 150.00	140.00 - 150.00	130.00 - 140.00	140.00 - 150.00	140.00 - 150.00	140.00 - 150.00	140.00 - 150.00

**Annex 04 - Colombo Markets: Retail Prices of Sea Fish and Dried Fish (Rs/Kg)**

**Week 02: 06 - 12 January 2023**

31

CROP	PELIYAGODA	MAHARAGAMA	KIRULAPONE	NUGEGODA	NARAHENPITA	DEMATAGODA	THOTALANGA	KADAWATHA	KIRIBATHGODA
<b><u>Sea Fish</u></b>									
Salaya	680.00 - 750.00	600.00 - 720.00	700.00 - 720.00	700.00 - 700.00	760.00 - 760.00	520.00 - 600.00	600.00 - 600.00	520.00 - 560.00	600.00 - 760.00
Hurulla	1100.00 - 1120.00	1120.00 - 1120.00	1100.00 - 1100.00	1200.00 - 1200.00	1040.00 - 1040.00	1000.00 - 1100.00	900.00 - 1000.00	1000.00 - 1000.00	1100.00 - 1100.00
Balaya	840.00 - 900.00	1720.00 - 1720.00	-	-	-	-	1400.00 - 1400.00	-	-
Kelawalla	1600.00 - 1700.00	2400.00 - 2400.00	2400.00 - 2400.00	2600.00 - 2600.00	2700.00 - 2700.00	1800.00 - 1900.00	1600.00 - 1800.00	2100.00 - 2200.00	1960.00 - 2000.00
Thora	3200.00 - 3600.00	2900.00 - 2920.00	3800.00 - 4000.00	3600.00 - 3600.00	-	2800.00 - 2800.00	-	3100.00 - 3200.00	-
Paraw	1700.00 - 1800.00	2400.00 - 2400.00	-	2800.00 - 2800.00	-	-	-	-	2700.00 - 2800.00
Mora	1000.00 - 1100.00	-	1500.00 - 1500.00	-	-	-	1600.00 - 1600.00	-	-
Shrimps Small	1800.00 - 1900.00	1760.00 - 1800.00	1900.00 - 1900.00	1700.00 - 1700.00	1680.00 - 1680.00	1800.00 - 1900.00	1600.00 - 1800.00	1600.00 - 1600.00	1800.00 - 1900.00
Talapath	2400.00 - 2600.00	2800.00 - 2800.00	2800.00 - 2800.00	3000.00 - 3000.00	3000.00 - 3000.00	2600.00 - 2600.00	2600.00 - 2600.00	2800.00 - 2800.00	2800.00 - 2800.00
<b><u>Eggs (Rs/Egg)</u></b>									
Brown	57.00 - 60.00	-	-	60.00 - 60.00	-	-	57.00 - 57.00	58.00 - 58.00	-
White	55.00 - 55.00	-	55.00 - 55.00	55.00 - 58.00	56.00 - 60.00	56.00 - 56.00	57.00 - 58.00	56.00 - 56.00	-
<b><u>Dried Fish</u></b>									
Sprats	1500.00 - 1600.00	1900.00 - 1900.00	1800.00 - 2200.00	1800.00 - 2000.00	1600.00 - 2200.00	1700.00 - 1800.00	1600.00 - 1700.00	1700.00 - 2400.00	2400.00 - 2400.00
Kattawa	2200.00 - 2400.00	2600.00 - 2600.00	2400.00 - 2500.00	2400.00 - 2800.00	2400.00 - 2800.00	2400.00 - 2400.00	2200.00 - 2400.00	2400.00 - 2500.00	2700.00 - 2800.00
Thora	-	-	-	-	-	-	-	-	-
Mora	2000.00 - 2400.00	2400.00 - 2400.00	2500.00 - 2800.00	2000.00 - 2600.00	2200.00 - 2800.00	2500.00 - 2600.00	2400.00 - 2600.00	2300.00 - 2400.00	2800.00 - 2800.00
Balaya	1200.00 - 1400.00	1600.00 - 1600.00	1600.00 - 1600.00	1500.00 - 1600.00	1400.00 - 1800.00	1500.00 - 1600.00	1300.00 - 1500.00	1300.00 - 1500.00	1800.00 - 1800.00
Anguluwa	2100.00 - 2600.00	2600.00 - 2600.00	-	2600.00 - 2600.00	-	-	-	-	-
Salaya	1000.00 - 1200.00	1000.00 - 1000.00	1200.00 - 1200.00	1000.00 - 1600.00	1200.00 - 1300.00	1300.00 - 1300.00	1200.00 - 1300.00	1000.00 - 1200.00	1500.00 - 1600.00
<b><u>Meat</u></b>									
Beef (without Bones)	-	2000.00 - 2000.00	2200.00 - 2200.00	-	2100.00 - 2100.00	-	2000.00 - 2000.00	-	-
Chicken (Broiler)	1250.00 - 1250.00	1200.00 - 1200.00	1280.00 - 1280.00	1280.00 - 1280.00	1200.00 - 1200.00	1160.00 - 1160.00	1250.00 - 1250.00	1250.00 - 1250.00	1300.00 - 1300.00
Chicken (Curry)	1500.00 - 1500.00	1600.00 - 1600.00	1500.00 - 1500.00	1550.00 - 1550.00	-	-	1500.00 - 1500.00	-	1500.00 - 1500.00
Mutton	-	2800.00 - 2800.00	3000.00 - 3000.00	-	3000.00 - 3000.00	2800.00 - 2800.00	2700.00 - 2700.00	3200.00 - 3200.00	3200.00 - 3200.00
Pork	-	1800.00 - 1800.00	2000.00 - 2000.00	-	-	-	-	1800.00 - 1800.00	1450.00 - 1450.00



## Annex 05 : Food Composition of Selected Food Commodities

Commodity	Energy (kcal/100g)	Protein (g/100g)	Total fat (g/100g)	Retinol Eq (µg/100g)	Vit B2 (mg/100g)	Vit B6 (mg/100g)	Folate (µg/100g)	Vit C (mg/100g)	Calcium (mg/100g)	Magnesium (mg/100g)	Iron (mg/100g)	Zinc(mg/100g)
<b>Rice</b>												
Rice - (white Kekulu - normal )	361	9.88	1.52	-	0.03	0.09	10.67	-	6.94	26.29	1.22	1.5
Rice - (white Kekulu Samba)	355	8.81	1.53	-	0.03	0.09	8.11	-	9.82	30.48	0.92	1.7
Rice - ( Red Kekulu - normal )	366	8.64	2.12	-	0.05	0.1	8.39	-	4.73	31.7	0.88	1.84
Rice -Samba	369	6.86	2.45	-	0.05	0.13	12.79	-	8.71	37.26	1.18	1.49
Rice - Nadu	366	7.76	1.48	-	0.03	0.12	9.35	-	4.57	20.1	0.64	1.61
White												
<b>Dried chilies</b>	233	12.68	6.41	437	0.84	0.42	46.83	NA	107	231	5.39	1.65
<b>Onion</b>												
Big onions	48	1.67	0.24	0.16	0.01	0.1	32.99	7.58	14.82	16.94	0.45	0.25
Red onions	55	2.13	0.15	0.18	0.02	0.13	30.15	14.26	20.37	19.32	0.31	0.28
<b>Potatoes</b>	71	1.67	0.25		0.01	0.09	14.31	20.5	9.83	23.84	0.46	0.29
<b>Pulses</b>												
Green gram	290	21.97	0.93	19.5	0.28	0.33	135	NA	98.96	146	4.15	2.86
White cowpea	320	21.25	1.14	1.36	0.09	0.26	249	NA	84.1	213	5.04	3.57
Red cowpea	320	20.24	1.08	0.96	0.11	0.27	273	NA	81.83	194	4.95	3.4
Red Dhal	319	23.09	0.77	1.06	1.6	0.22	55	NA	41.27	66.63	7.45	3.34
<b>Vegetables</b>												
Beans	46	3.95	0.15	6.64	0.1	0.3	45.2	7.02	35.68	45.56	0.7	0.59
Carrot	30	0.85	0.45	1240	0.03	0.1	24.71	5.93	27.65	11.7	0.59	0.25
Leeks	30	1.74	0.49	18.56	0.02	0.19	42.63	4.65	29.28	11.77	1.49	0.43
Beetroot	31	2.12	0.15	1.52	0.01	0.09	108	4.51	20.29	34.88	0.77	0.29

Knolkhol	16	1.69	0.34		0.05	0.19	12.7	77.64	40.09	19.35	0.23	0.18
Radish	29	0.75	0.11		0.02	0.09	18.09	12.13	35.64	13.56	0.38	0.16
Cabbage	21	1.35	0.14	3.35	0.05	0.14	52.66	29.62	56.85	18.47	0.33	0.16
Tomatoes	20	0.88	0.56	165	0.03	0.09	20.16	25.58	9.69	14.93	0.31	0.12
Ladies fingers	26	2.06	0.19	12.41	0.08	0.28	70.62	24.48	92.26	55.23	0.96	0.44
Brinjal (Pandora Striped)	29	1.49	0.31	23	0.12	0.09	30.99	1.49	18.95	18	0.32	0.19
Brinjal (Chinese eggplant)	24	1.28	0.33	16.83	0.12	0.11	32.94	3.37	14.4	21.18	0.28	0.16
Capsicum	23	1.22	0.34	38.96	0.03	0.29	28.65	49.63	12.65	11.21	0.21	0.31
Pumpkin (Common)	31	0.86	0.3	30.41	0.02	0.09	17.72	8.73	18.75	9.93	0.49	0.25
Cucumber	19	0.98	0.24	0.58	0.01	0.08	19.66	4.08	22.1	18.22	0.67	0.21
Bitter gourd	19	1.47	0.23	55.08	0.05	0.06	53.1	46.89	25.19	35.81	1.75	0.26
Snake gourd (Dark green)	11	0.82	0.25	10.41	0.03	0.12	18.09	3.54	26.83	25.84	0.41	0.11
Snake gourd (Pale green)	11	0.89	0.25	5.14	0.03	0.07	16.52	2.85	27.11	21.77	0.47	0.2
Drumstick	30	2.48	0.12	3.13	0.06	0.12	60.48	92.33	22.27	28.51	0.5	0.26
Watakolu	12	0.86	0.15	59.33	0.01	0.07	25.48	6.41	14.67	14.01	4.42	0.45
Long beans	24	3.36	0.3	-	0.06	0.11	99.98	8.93	44.22	33.17	1.01	0.08
Ash Plantain	76	2.84	0.56	0.06	0.02	0.07	6.82	4.49	5.19	22.55	0.39	0.21
Green chillies	39	2.28	0.76	38.16	0.08	0.25	21.29	98.61	20.25	36.91	1.25	0.29
Limes	26	0.66	0.26	0.36	0.01	0.05	12.1	38.05	26	15.25	0.12	0.05
Kekiri	17	1.01	0.25	0.76	0.01	0.07	17.34	8.07	25.72	26.2	0.63	0.22
Ash pumpkin (Ash guord)	18	0.8	0.15		0.01	0.15	14.17	9.14	19.27	23.62	0.48	0.13
Cho-Cho	19	0.58	0.12	0.3	0.04	0.07	63.81	23.76	20.55	13.02	0.49	0.12
Thalana batu (Little prince)	21	1.28	0.39	24.33	0.12	0.09	38.63	2.4	12.38	19.62	0.31	0.22
Thalana batu (Thai eggplant)	21	1.45	0.26	18.33	0.11	0.09	31.18	2.71	17.24	37.22	0.37	0.24
Thibbatu	61	1.66	1.96	15.89	0.03	1.02	72.39	10.8	105	57.46	1.06	0.59
Kohila yams	27	0.64	0.16	1.72	0.01	0.14	4.64	1.67	52.33	33.95	0.61	1.62
Kehel muwa	19	1.36	0.63	4.27	0.02	0.12	40.51	8.16	35.09	31.43	0.38	0.39
Ambaralla	37	0.73	0.44	3.36	0.01	0.1	44.49	35.51	20.7	9.28	0.7	0.12

Mango	50	0.75	0.09	14.5	0.02	0.14	34.89	91.63	28.56	17.74	0.5	0.09
Mushroom	27	2.54	0.42	-	0.15	0.13	7.81	11.56	0.9	14.42	1.32	0.79
Dambala	21	1.84	0.2	38.74	0.08	0.4	33.69	19.82	68.24	31.38	1.2	0.44
<b>Coconuts nuts</b>	390	3.67	39.92	-	0.05	0.11	14.86	-				
<b>Root Crop</b>												
Sweet potato	108	1.27	0.33	NA	0.04	0.09	14.44	22.2	28.93	21.05	0.51	0.14
Manioc	78	0.92	0.19	NA	0.07	0.2	0.1	1.95	25.31	19.08	19.78	23.73
Nelum ala/Lotus root	79	1.94	0.93	NA	0.05	0.19	26.49	26.63	37.71	26.58	3.34	0.35
Kiriala	87	3.96	0.15	1.19	0.03	0.16	20.17	2.71	30.79	41.52	0.6	0.42
Iniala	103	3.2	0.3	33.14	0.01	0.22	22.19	13.03	40.99	28.98	1.31	0.29
<b>Leafy Vegetables</b>												
Mukunuwana	28	3.15	0.55	92.25	0.09	0.27	96.14	3.24	135	45.38	1.7	1.03
Gotukola	15	0.64	0.47	226	0.07	0.23	70.11	6.74	96.31	41.42	1.25	0.66
Kankun	15	0.47	0.37	1614	0.08	0.4	33.69	19.82	49.21	18.35	1.32	0.44
Kathurumurunga	70	8.01	1.35	2097	0.33	0.22	120	121	901	96.64	4.36	0.53
Nivithi	22	2.2	0.47	959	0.06	0.11	74.05	10.26	163	61.37	1.49	0.67
Thampala	32	3.55	0.72	1474	0.21	0.22	74.27	82	258	209	3.5	1.4
Sarana	20	2.42	0.21	1149	0.03	0.13	58.54	9.89	59.57	42.93	0.13	0.75
Kohila leaves	33	4.1	0.83	300	0.02	0.17	56.76	5.56	19.5	20.32	0.25	0.3
Onion leaves	27	2.01	0.26	NA	0.04	0.18	56.8	23.38	35.21	74.95	3.15	0.77
Cabbage leaves	30	3.63	0.27	8.66	0.05	0.24	63.46	40.76	170	18.47	2.67	0.35
Salad leaves	19	1.05	0.24	NA	0.1	0.06	37.48	11.64	58.23	36.89	2.07	0.27
Cauliflower	23	2.09	0.48	0.14	0.06	0.11	46.67	50.17	22.44	18.52	0.76	0.27
Jackfruit pods	25	2.14	0.34	NA	0.03	0.04	30.7	24.77	37.32	26.08	0.3	0.17
Jackfruit seeds	77	5.66	0.44	NA	0.02	0.08	58.91	15.24	40.87	50.14	0.52	0.42

**Meat**

Chicken	176	23.14	9.24	6.88	0.07	0.49	10.09	-	15.06	20.18	0.75	0.64
Beef	160	23.3	7.45	2.15	0.08	0.32	1.93	-	4.8	28.54	2.41	3.31
Mutton	138	20.37	6.23	2.7	0.13	0.28	1.73	-	7.58	19.5	1.62	5.05
Pork	161	18.83	9.5	1.9	0.09	0.28	8.15	-	6.58	8.9	0.79	0.8

**Fish**

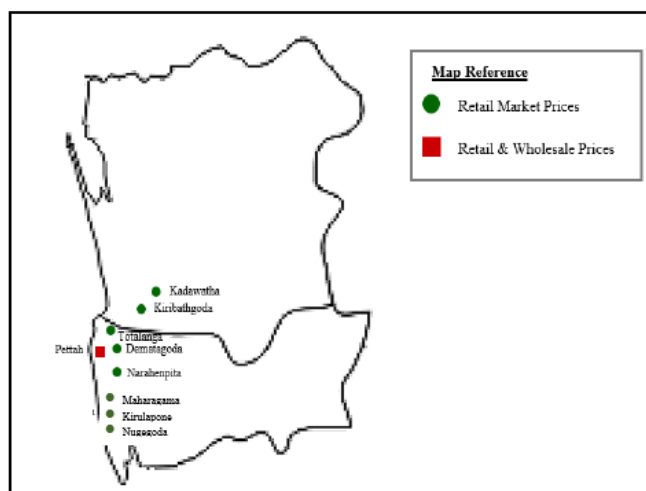
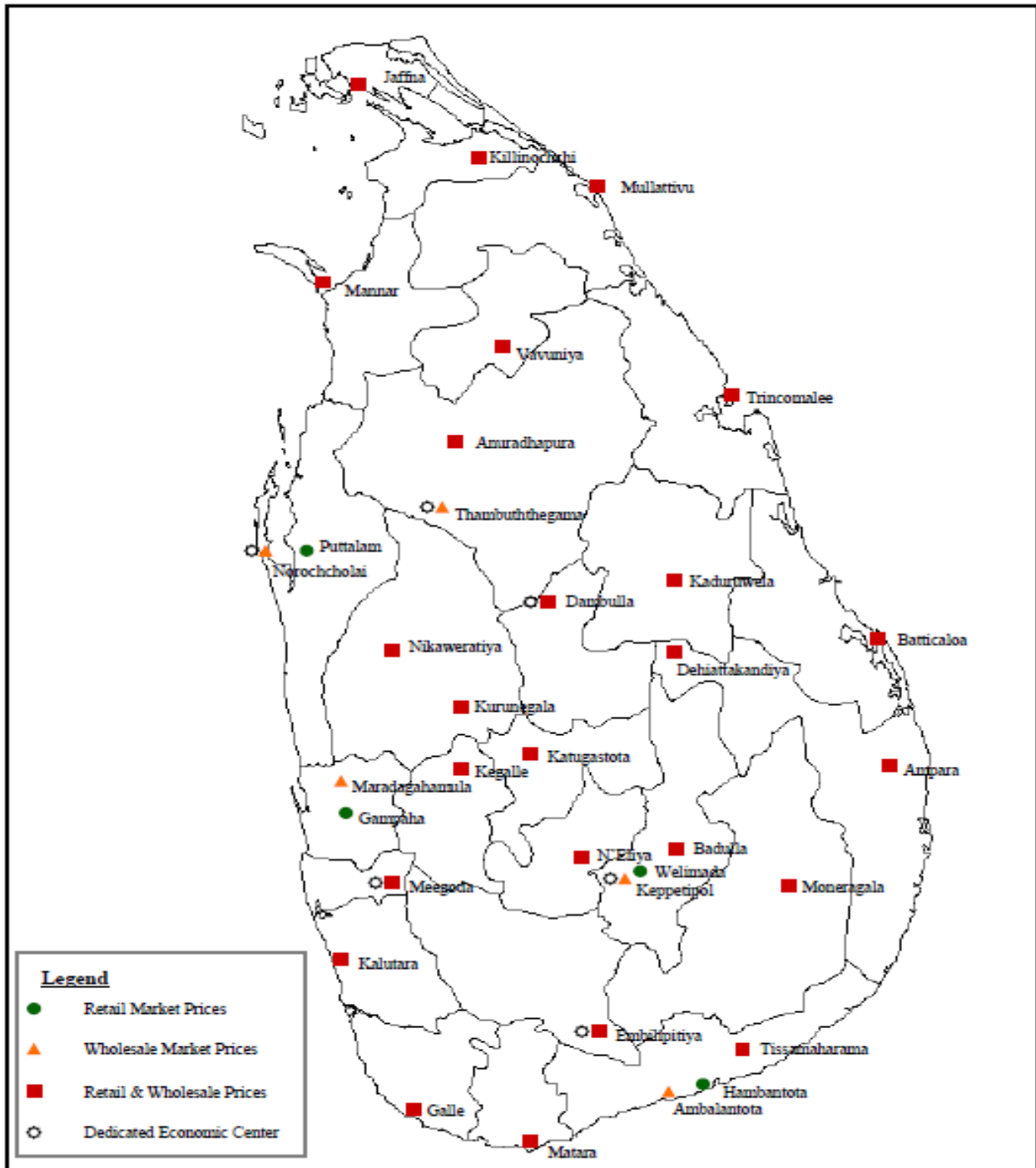
Balaya	96	21.28	1.12	21.01	0.15	0.12	7.89		6.45	26.02	0.68	0.46
Seer	136	22.28	5.18	81.9	0.07	0.16	15.45		9.85	36.73	0.41	0.74
Shark	95	21.6	0.83	1.11	0.04	0.11	8.57		8.44	32.58	0.41	0.74
Paraw	87	20.02	0.7	1.49	0.02	0.16	6.77		8.17	31.68	0.67	0.41
Thalapath	91	16.04	2.88	12.03	0.1	0.13	78.22		7.64	24.89	0.71	0.67
Kelawalla	109	21.47	2.55	15.95	0.17	0.73	77.39		13.35	33.82	0.68	0.64
Haedaella	87	19.88	0.78	12.18	0.04	0.06	11.7		36.6	53	0.54	0.65
Hurulla	88	17.08	2.18	10.02	0.14	1.66	61.66		103	35.45	1.24	1.05
Karalla / Katuwalla	97	21.8	1.06	1.25	0.02	0.1	14.38		37.06	39.05	0.24	0.42
Kumbala / Angila	101	21.51	1.53	16.34	0.1	0.1	7.13		31.27	37.46	1.46	0.67
Salaya / Sudaya	100	19.5	2.39	15.41	0.18	1.39	60.87		435	42.83	1.4	2.3
Theppli / Telapiya / Korali	83	18.48	1.08	17.14	0.18	0.18	8.29		99.39	24.96	2.84	0.88
Prawns	65	14.85	0.56	1.24	0.03	0.1	15.37		37.81	30.5	0.73	1.1
Crabs	45	10	0.55	8.33	0.14	0.18	13.83		37.81	45.93	0.73	1.1
Cuttle fish	76	16.82	0.93	1.93	0.02	0.04	6.22		8.73	35.46	0.62	1.3
Linna	112	20.3	3.37	15.78	0.23	0.68	59.78					
Coppara	97	22.89	0.56	21.51	0.04	0.12	8.08		7.2	30.08	1.2	0.58
Ray (Maduwa)	97	23.98	0.68	7.55	0.02	0.21	25.59		9.16	24.61	0.74	0.44
<b>Dried Fish</b>												
Dried sprats	259	51.16	5.92	12.83	0.25	0.62	438		1178	162	3.06	4.2

Dried keeramin	311	49.6	12.42	12.92	0.13	2.41	144	555	166	2.58	3.19
Dried thalapat	289	54.68	8.04	9.38	0.04	0.43	97.8	62.75	110	1.96	1.45
Dried katta	275	50.04	8.31	2.48	0.03	0.35	80.4	86.55	92.17	1.47	1.16
Dried balaya	282	63.79	3.37	14.32	0.12	1.98	213	83.48	83.45	3.6	1.44
Dried shark / keelan	267	55.03	5.25	10.31	0.04	0.32	187	42.24	92.94	1.48	0.66
<b>Eggs</b>											
Hen eggs (Country)	170	13.14	13	208	0.08	0.18	54.6	50.14	11.04	1.64	1.12
Hen eggs (Table)	135	13.55	9.03	200	0.19	0.19	49.46	63.3	12	2.39	1.73
Quail eggs	153	12.39	11.46	153	0.11	0.17	54.86	60.67	11.21	2.55	1.51

<b>Fruits</b>												
Banana Embul	109	1.11	1.09	9.68	0.05	0.64	32.98	13.61	9.39	25.67	0.51	0.23
Anamaalu	102	1.04	0.72	16.4	0.04	0.65	21.07	3.66	8.06	27.02	0.51	0.23
Koli kuttu	107	1.38	0.34	8.8	0.03	0.47	18.12	7.71	8.56	38	0.32	0.14
Pineapple	37	0.41	0.17	5.76	0.04	0.12	17.86	39.36	10.37	10.71	0.3	0.09
Papaya	26	0.42	0.16	171	0.11	0.04	54.85	48.62	16.77	8.9	0.23	0.08
Mangoes (Karthakolomban)	79	0.8	0.92	259	0.01	0.1	35.52	17.74	3.12	6.72	0.1	0.08
Mangoes (Vilad)	44	0.76	0.58	146	0.05	0.26	67.6	29.97	16.93	14.79	0.65	0.19
Apple	62	0.29	0.64	0.36	0.02	0.08	3.43	2.9	3.12	6.72	0.1	0.08
Avacado	144	2.95	13.86	2	0.08	0.18	67.17	9.36	28.48	48.14	0.81	0.75
Wood apple	78	3.09	3.62	0.46	0.01	0.14	6.07	13.58	59.15	25.16	0.45	0.32
Orange	46	1.07	0.37	23.44	0.01	0.28	14.46	20.19	31.18	20.36	0.81	0.35
Guava	39	1.53	0.38	19.67	0.01	0.11	25.24	30.88	6.59	12.02	0.53	0.33
Grapes	49	0.95	10.69	3.22	0.04	0.1	7.07	20.51	7.27	6.86	0.28	0.07
Melon	19	0.65	0.16	130	0.02	0.11	6	8.24	4.05	9.76	0.15	0.1

Source: Sri Lanka Food Composition Tables, Ministry of Health - 2021.

# Price Collecting Areas





HARTI



Ministry of Agriculture

## Food Systems and Market Research Division & Information Division

Hector Kobbekaduwa Agrarian Research and Training Institute

No. 114, Wijerama Mawatha, Colombo 07.

Phone: 011-2696981 Fax: 011-2682283

E-mail: mfpaharti@yahoo.com

Web: www.harti.gov.lk

www.mobilink.lk

**දෛනික චිළචිචි තොග මිල, ජංගම දුරකථනයෙන්**

හෙක්ටර් කොච්චිකඩුව ගොවි කටයුතු පර්යේෂණ හා පුහුණුකිරීමේ ආයතනය අනුමතයෙන්

**මොබිටෙල් ජංගම මිල දර්ශනය**

ජාතික ජංගම දුරකථන ජාලයෙන්

**6666** අමතන්න.

මොබිටෙල් අද මිල - අඟ පහ

මොබිටෙල් ජංගම දුරකථන ජාලයෙන් චිළචිචි තොග මිල දර්ශනය.

විකාශිතයාට රු.2/-

විකාශිතයාට රු.2/-