

RETAIL MARKET AT A GLANCE

Summary

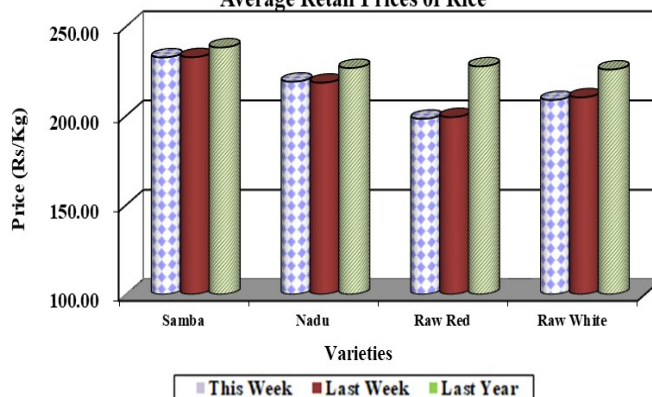
Rice



Prices of all varieties have not changed significantly except samba with high demand for samba as well as insufficient stocks of keeri samba. Prices of all paddy varieties have not changed significantly except for samba and keeri samba.

(Page No.01-02)

Average Retail Prices of Rice



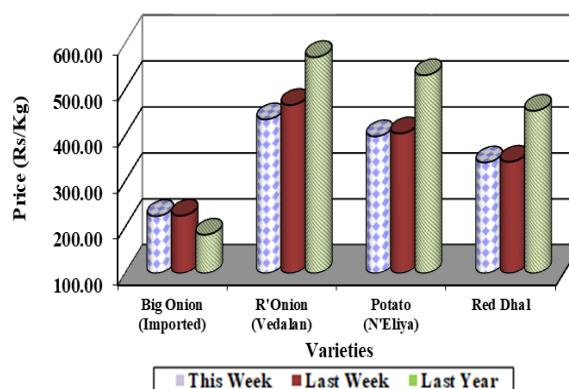
Other Field Crops



Prices of all considered varieties have increased with high demand with festival season.

(Page No.02-03)

Average Retail Prices of Other Field Crops



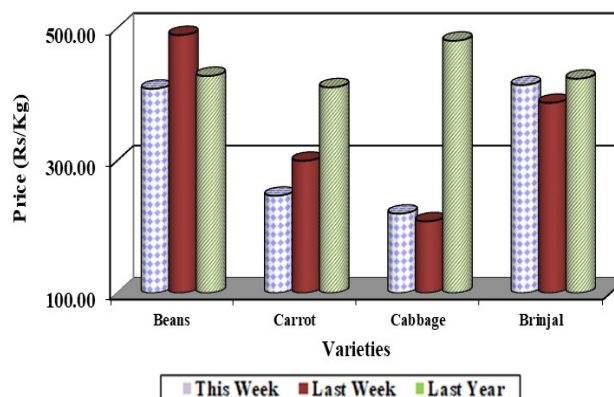
Vegetables



Prices of most of the vegetable varieties have decreased because low demand with highest prices.

(Page No.04-05)

Average Retail Prices of Vegetables



Coconut



Large and small size nut prices have decreased slightly compared to last year.

(Page No.05)

Eggs



Prices of both brown and white eggs have increased significantly because of high demand with the coming the festival season.

(Page No.08-09)

Rice

Wholesale

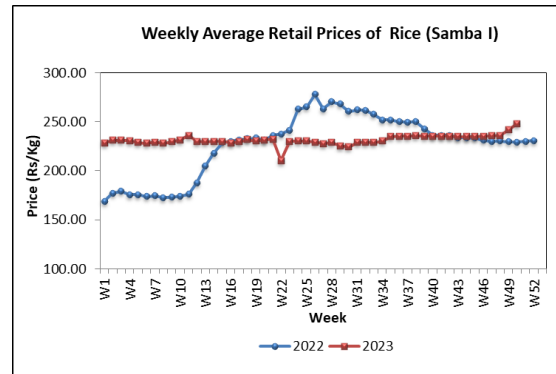
Price of keeri samba and red raw have not changed significantly and the price ranged between Rs.310.00-320.00/kg and Rs.180.00-190.00/kg respectively. Price of other local rice varieties have also not changed significantly. Price ranges of both samba grade I and II were Rs.230.00-235.00/kg and Rs.220.00-227.00/kg. Average price of both grade nadu I and II and raw white were Rs.212.22/kg for nadu grade I, Rs.205.22/kg for nadu grade II and Rs.203.00/kg for raw white.

Compared to the same period of last year, price of all local rice varieties except raw red have increased in the range of 7%-42% while price of raw red has decreased by 6%.

Retail

The prices of samba I and samba II have increased by Rs.6.00/kg and Rs.11.00/kg respectively and their prices ranged between Rs.230.00-260.00/kg and Rs.240.00-245.00/kg. The price of nadu I have increased by Rs.1.00/kg and price ranged Rs.220.00-230.00/kg. Even though the samba I and nadu I available in the Cargill, Keells like super markets at the price of Rs.220.00/kg and there were no samba I and nadu I available at the open market for the same prices. The price of

raw red has increased by RS.1.00/kg and price ranged Rs.200.00-210.00/kg.



Compared to the same period of last year, the current prices of all rice varieties except raw red have increased in the range of 3%-10%.

Paddy

Average farm gate price of short grain paddy has increased in the range of Rs.2.00-4.00/kg in all producing areas and the price ranged between Rs.118.00-131.00/kg in all the major producing areas.

The average price of keeri samba has increased by less than Rs.3.00/kg in all producing areas.

The price of long grain white paddy has increased slightly all producing areas except in Kurunegala area. The price ranged between Rs.105.00-116.00/kg in all the major producing area.

The average price of long grain red paddy has decreased by Rs.10.00/kg and

Rs.7.00/kg respectively in Matara and Hambantota areas and price ranged between Rs.90.00-102.00/kg in all major producing areas.

Compared to the same period of last year, short grain, keeri samba and long grain white by 12%-77% in all producing area while the long red has decreased 3%-15% all producing areas.

Dried Chilies

Wholesale

Price of imported dried chilies has decreased by 1% and the price ranged Rs.980.00-1050.00/kg.

Compared to the same period of last year, price of imported dried chilies have decreased by 31%.

Retail

The prices of imported dried chilies have decreased by Rs.2.00/kg and the price ranged Rs.1100.00-1400.00/kg.

Compared to the same period of last year, the current prices of imported dried chilies have decreased by 28%.

Onion

Wholesale

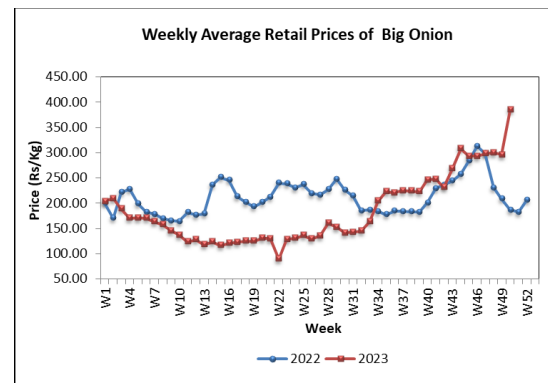
Price of imported red onion has not changed significantly and the price ranged Rs.390.00-420.00/kg.

Price of imported big onion has increased due to unavailability of Indian stocks and the price ranged Rs.180.00-430.00/kg.

Compared to the same period of last year, price of imported red onion has increased by 23% while the price of imported big onion has increased by 76%.

Retail

Prices of imported red onion have increased by Rs.6.00/kg and imported big onion have increased by Rs.89.00/kg and their prices ranged Rs.480.00-640.00/kg and Rs.280.00-480.00/kg respectively.



Compared to the same period of last year, the current prices of imported red onion have decreased by 7% and imported big onion has increased by 107%.

Potato

Wholesale

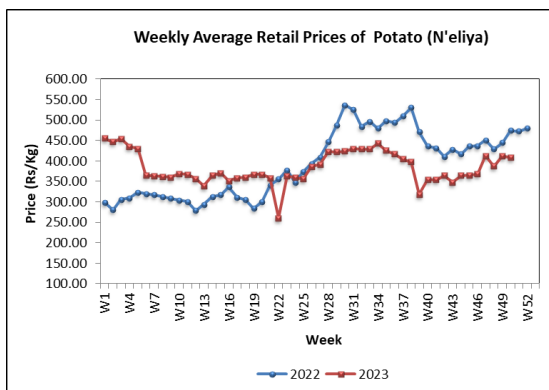
Price of Nuwara Eliya potato has decreased by 7% due to low quality stocks and the price ranged Rs.310.00-340.00/kg.

Price of imported potato has decreased by 3% due to availability of sufficient stocks and the price ranged Rs.180.00-235.00/kg.

Compared to the same period of last year, price of Nuwara Eliya potato has decreased by 27% while price of imported potato has increased by 8%.

Retail

The prices of both Nuwara Eliya and imported potato have decreased by Rs.5.00/kg and Rs.1.00/kg respectively and their prices ranged Rs.380.00-440.00/kg and Rs.200.00-260.00/kg respectively.



Compared to the same period of last year, the current prices of Nuwara Eliya potato

have decreased by 14% and the imported potato have increased by 1%.

Pulses

Wholesale

Price of green gram has increased by 6% due to availability of high quality stocks and the price ranged Rs.800.00-850.00/kg. Price of white cowpea and red cowpea have increased by 7% and 9% due to unavailability of sufficient stocks and the price ranged Rs.950.00-1100.00/kg and Rs.1000.00-1150.00/kg respectively.

Compared to the same period of last year, price of all green grams have decreased in the range of 13%-22%.

Retail

Prices of all the pulse varieties have increased in the range of Rs.1.00-41.00/kg. The prices of green gram and red dhal have increased by Rs.12.00/kg and Rs.1.00/kg respectively and their prices ranged Rs.950.00-1300.00/kg and Rs.315.00-360.00/kg respectively. The prices of white cowpea and red cowpea have increased by Rs.40.00/kg and Rs.41.00/kg respectively and their prices ranged for both Rs.1200.00-1300.00/kg.

Compared to the same period of last year, the current prices of all pulse varieties have decreased in the range of 3%-10%.

Vegetable

Wholesale

Prices of most of the vegetables have decreased due to slightly increased supply from a few producing areas while decreased market demand with the unfavorable weather conditions.

Considering up country vegetables the highest price decrease was reported for beans as 26% due to increased supply from Kandy areas followed by knolkhol and leeks as 9% and 10% with the slight changes in market demand.

However, prices of raddish and cabbage increased by 12% and 8% due to decreased supply from Nuwara Eliya areas.

Prices of tomato have increased by 3% with the slight changes of market demand and price of capsicum has increased by 13% due to increased supply from Nuwara Eliya area.

Considering low country vegetables, prices of most of the vegetables have decreased due to increased supply from Kandy areas with the commencement of harvesting season. Accordingly, the highest price decrease was reported for cucumber as 25%, followed by bitter gourd and long beans as 22% and 16%

respectively. Prices of luffa, ladies fingers and snake gourd have decreased in the range of 1%-4%.

However, price of pumpkin has increased by 33% due to decreased supply from Mahavilachchiya and Nochchiyagama areas following a price increase of brinjal by 17% due to decreased supply from all producing areas.

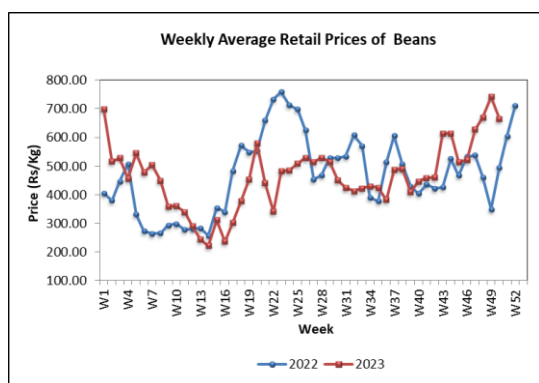
Price of green chilies has increased by 15% due to decreased supply from Nochchiyagama and Thambuththegama areas and the price of lime has decreased by 60% due to increased supply from all major producing areas.

Compared to the same period of last year, prices of most of the vegetables have increased and the highest was reported for green chilies as 458%.

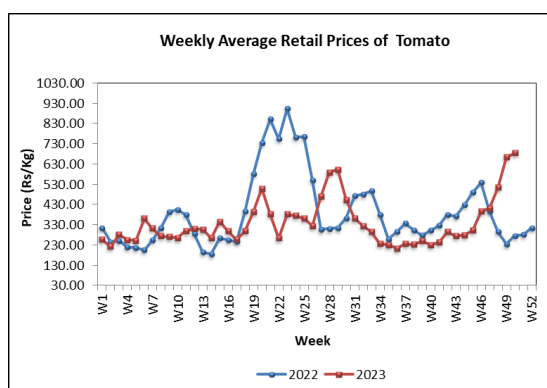
Retail

In line with increased wholesale prices, retail prices of most of vegetables also increased.

Considering up country varieties the highest price increase was reported for beetroot as Rs.80.00/kg followed by carrot as Rs.19.00/kg. Prices of cabbage and raddish have increased by Rs.14.00/kg and Rs.10.00/kg respectively. However, prices of beans, knolkhol and leeks have decreased by Rs.77.00/kg, Rs.4.00/kg and Rs.1.00/kg respectively.



Price of tomato has increased by Rs.20.00/kg while capsicum has decreased by Rs.100.00/kg.



Considering low country varieties, the highest price increase was reported for brinjal as Rs.38.00/kg followed by ash plantain as Rs.18.00/kg. However, prices of cucumber, snake gourd and long beans have decreased by Rs.42.00/kg, Rs.30.00/kg and Rs.20.00/kg respectively. Prices of luffa and ladies fingers have decreased by Rs.14.00/kg and Rs.10.00/kg respectively.

Further, price of green chilies has increased by Rs.116.00/kg and the price of lime has decreased by Rs.547.00/kg.

Compared to the same period of last year, prices of most of varieties have increased

and the highest price increase was reported for green chilies as 260%.

Coconut

Wholesale

Prices of large and small nuts have decreased by 8% and 3% respectively. Price ranges were Rs.90.00-100.00 for a large nut and Rs.80.00-90.00 for a small nut.

Compared to the same period of last year, prices of large and small nuts have increased by 8% and 10% respectively.

Retail

Prices of both large and small nuts have decreased by Rs.1.00/nut and Rs.3.00/nut respectively. Price ranges were Rs.100.00-120.00 for a large nut and Rs.90.00-100.00 for a small nut.

Compared to the same period of last year, prices of large and small nuts have increased 8% and 2% respectively.

Fruits

Wholesale

Prices of most of the fruit varieties have increased due to limited availability of stocks. The highest price increase was reported as 63% for avocado with end of

the harvesting season. Price of all mango varieties have increased in the range of 11%-33% with availability of high quality stocks. Further, price of king coconut and passion fruit have increased by 17% with availability of limited stocks. Price of papaw has increased by 16% with availability of quality stocks. In addition, price of imported grapes and wood apple has increased by 14% while the price of orange has increased by 12% with limited supply. Prices of seeni, anamalu and ambun banana have increased in the range of 3%-11% with limited availability of stocks. Price of slime apple has increased by 2%.

However, prices of ambul and kolikuttu banana have decreased by 14% and 15% respectively while prices of all sizes of pineapple have decreased in the range of 7%-11% with low demand.

Compared to the same period of last year, prices of the most of fruit varieties have decreased with the highest price decrease of 71% reported for karthakolomban mango.

Retail

Prices of most of fruit varieties have increased in line with the increased wholesale prices. The highest price increase of Rs.24.00/fruit was reported for orange due to unavailability of sufficient

stocks in the market. Further, prices of papaw and seeni banana increased by Rs.15.00/kg and Rs.6.00/kg respectively due to high demand.

In addition, prices of passion fruit and wood apple have increased by Rs.5.00/fruit and Rs.3.00/fruit respectively. Moreover, prices of imported grapes and king coconut have increased by Rs.3.00/kg and Rs.3.00/fruit respectively.

Meanwhile, the highest price decrease of Rs.32.00/kg was reported for kolikuttu banana due to low demand in the market. Further, the price of ambul banan has decreased by Rs.17.00/kg. Moreover, the prices of small, medium and large sized pineapple have decreased in the range of Rs.6.00-19.00/fruit due to availability of sufficient stocks in the market. The price of avocado has decreased by Rs.6.00/fruit due to unavailability of quality stocks.

Compared to the same period of last year, prices of most of the fruit varieties have increased and highest price increase was reported for ambun banana as 60%.

Fresh Fish

Wholesale

Wholesale prices of most of the fresh fish varieties have decreased due to an increase in supply. The highest price decrease of 13% was noted for

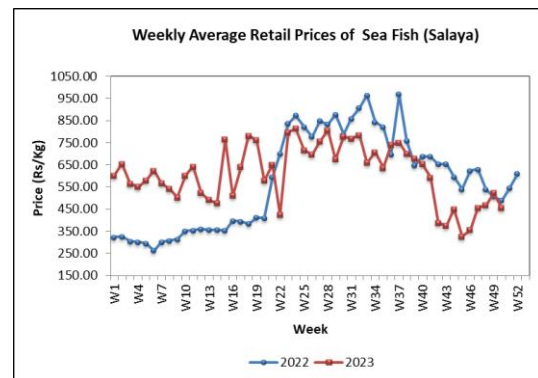
kelawalla due to high supply from Beruwala, Galle and Mirissa areas and the price ranged between Rs.900.00-1100.00/kg. A price decrease of 12% was noted for balaya due to high supply from Mirissa, Mannar and Negombo areas and the price ranged Rs.700.00-900.00/kg. Likewise, a price decrease of 6% was noted for thalapath due to high supply from Valachchenai, Kalmunai and Trincomalee areas and the price ranged between Rs.1450.00-2300.00/kg. In addition, price of shrimps has decreased by 1%/

However, a price increase of 11% was noted for hurulla due to low supply from Kalpitiya and Mullaitivu areas and the price ranged between Rs.500.00-700.00/kg. Likewise, a price increase of 4% was noted for thora due to low supply from Northern areas and the price ranged between Rs.1800.00-2600.00/kg. In addition, price of paraw has increased by 3%.

Compared to the same period of last year, current wholesale prices of most of the fresh fish types have increased in the range of 2%-22% and the highest price increase was noted for mora.

Retail

In line with decreased wholesale prices, retail prices of most types of fresh fish have also decreased due to increased supply. The highest price decrease was reported for kelawalla Rs.170.00/kg followed by Rs.68.00/kg for salaya and Rs.36.00/kg for hurulla. The remaining types have decreased in the range of Rs.18.00-32.00/kg.



However, prices of thora, paraw and balaya have increased by Rs.3.00/kg, Rs.7.00/kg and Rs.93.00/kg respectively due to limited supply.

Compared to the same period of last year, prices of most types of fresh fish have increased in the range of 1%-14% and the highest price increase was reported for shrimps.

Dried Fish

Wholesale

Due to decrease of local dried fish supply, prices of most of the local and imported dried fish types have increased. The highest price increase of 7% was noted for local salaya due to low supply from Negombo, Chilaw and Puttalam areas and the price ranged between Rs.340.00-450.00/kg. A price increase of 5% was noted for local sprats due to low supply from Trincomalee and Mannar areas and the price ranged between Rs.1150.00-1450.00/kg. Likewise, a price increase of 4% and 3% was noted for imported kattawa and imported sprats due to low supply from Iran, Thailand, Oman and Indonesia and their prices ranged between Rs.1250.00-1350.00/kg and Rs.880.00-1050.00/kg respectively. In addition, price of local maduwa has increased by 1%.

However, a price decrease of 3% was noted for imported anguluwa due to high supply from Oman and Pakistan and the price ranged between Rs.1400.00-1550.00/kg. In addition, price of local mora has decreased by 2%.

Compared to the same period of last year, current wholesale prices of most of the dried fish types have decreased in the range of 3%-49% and the highest price decrease was reported for local salaya.

Retail

In line with increased wholesale prices, retail prices of most types of dried fish have also increased due to decreased supply. The highest price increase of Rs.43.00/kg was reported for local sprats and Rs.9.00/kg was reported for salaya. Prices of kattawa, imported sprats and balaya have also increased by Rs.9.00/kg, Rs.8.00/kg and Rs.2.00/kg respectively.

However, prices of mora and anguluwa have decreased by Rs.37.00/kg and Rs.91.00/kg respectively due to increase of supply.

Compared to the same period of last year, prices of most types of dried fish have decreased in the range of 4%-16% and the highest price decrease was reported for kattawa.

Eggs

Wholesale

Prices of both brown and white eggs have increased by 19% and 20% respectively and their prices ranged between Rs.50.00-58.00/egg and Rs.48.00-56.00/egg respectively.

Compared to the same period of last year, prices of both brown and white eggs have increased by 8% and 5% respectively.

Retail

Prices of both brown and white eggs have increased by Rs.9.00/egg due to limited stocks. The price range was reported as Rs.50.00-57.00/egg for white eggs and average price of a brown egg was Rs.56.00/kg.

Compared to the same period of last year, prices of both brown and white eggs have increased by Rs.12.00/egg and Rs.7.00/egg respectively.

Meat

Retail

Price of mutton and pork have increased by Rs.71.00/kg and Rs.50.00/kg respectively with low supply. Price of skinless curry chicken and skinless broiler chicken have decreased by Rs.27.00/kg and Rs.2.00/kg respectively due to low demand. Price of beef has not changed significantly.

Compared to the same period of last year, prices of most types of meat have increased in the range of 10%-15% with the highest price increase reported for beef.

EXPLANATORY NOTE

The Food Commodities Bulletin is a weekly publication containing information relating to wholesale and retail prices of selected food commodities in nine selected

markets in and around Colombo and main markets in the major producing areas.

The information is analyzed and presented as prevailing prices, price ranges, averages, and a comparison of weekly prices. The changes in prices reported are always with price prevailed during the previous week unless otherwise stated.

The frequency of collection of wholesale price information is twice a week (i.e. Tuesday and Friday) while with retail prices, it is thrice a week (i.e. Friday, Monday, and Tuesday).

Table 01: Selected Markets: Wholesale Price of Rice (Rs/50Kg Bag)

Week 50: 08 - 14 December 2023

LOCATIONS	Rice Varieties													
	Samba 1		Samba 2		Keeri Samba		Nadu 1		Nadu 2		Raw Red		Raw White	
Colombo	11500	11750	11000	11350	15500	16000	10500	10750	10250	10350	9000	9500	9750	10500
Divulapitiya	11500	12100	11250	11500	15200	15500	10500	10700	10100	10500	9200	9500	9600	9800
Kurunegala	11500	12700	11250	11250	16000	16250	10600	10600	10000	10250	9250	10250	9600	9750
Nikaweratiya	12500	12500	11250	11500	15000	15250	10700	10700	9900	10000	9000	9750	9400	9500
Badulla	11400	11500	-	-	-	-	10400	10600	-	-	8650	9000	9900	10100
Puttalam	-	-	11200	11350	-	-	10750	10900	9850	10250	9750	10250	9500	10100
Dambulla	11600	11650	11450	11450	-	-	10650	10700	10000	10250	9500	9750	9750	10000
Anuradhapura	11450	11750	-	-	15250	15500	10750	10900	-	-	9750	10250	9750	10250
Tambuttegama	-	-	11100	11300	-	-	-	-	10250	10350	10300	10300	9750	10150
Polonnaruwa	11250	11250	11250	11300	-	-	10700	10750	9700	9750	10200	10250	9700	9750
Kalutara	-	-	11250	11400	-	-	-	-	10250	10400	9350	9500	10250	10500
Ampara	-	-	-	-	-	-	10500	11000	-	-	8750	8750	9600	9600
Kandy	11500	11750	11100	11250	15500	15750	10500	10750	10200	10250	9250	9500	10000	10250
Moneragala	11450	11750	-	-	15000	15750	10950	10950	-	-	8750	9250	9250	9750
Kegalle	-	-	-	-	-	-	-	-	-	-	-	-	-	-
Dehiattakandiya	12000	13000	-	-	15000	16000	10750	11000	10400	10400	9750	10000	9900	10500
Hambantota	11400	11750	-	-	-	-	-	-	-	-	8400	8650	9750	10000
Matara	11450	11550	-	-	-	-	10600	10800	-	-	8500	8750	9750	10100
Galle	13000	13000	-	-	-	-	10750	10900	-	-	9000	9350	9900	10500
Meegoda	11250	11300	-	-	-	-	-	-	10250	10400	8700	8800	9700	9800
Tissamaharama	11500	11750	11250	11250	16250	16750	10750	11000	-	-	8000	8250	9750	10000
Embilipitiya	11450	11500	-	-	-	-	10500	10600	9950	10050	8000	8250	9700	9800
Jaffna	11500	11700	-	-	15250	15500	10500	10700	10000	10250	9000	9250	9500	9600
Vavuniya	11500	11600	-	-	-	-	10500	10600	10250	10500	9250	9400	10250	10300
Mannar	-	-	11300	11400	15500	15750	10400	10500	10100	10250	8800	9000	10000	10250
Killinochchi	11400	11500	11250	11300	15500	15750	10500	10750	9700	9750	9000	9250	10500	10600
Mullattivu	-	-	-	-	-	-	-	-	-	-	-	-	-	-
Batticaloa	11500	11550	11350	11400	15500	15800	10700	10800	10100	10250	9200	9250	10500	10600
Trincomalee	11400	11500	11250	11250	-	-	10400	10500	9900	10250	8750	9000	9900	10250
Galenbindunuwew	11400	11500	-	-	15350	15500	10750	10850	10250	10500	9500	10250	9500	10000
Matale	11500	11750	-	-	-	-	10500	10750	9900	10150	9250	9500	9500	9900

Table 02: Selected Markets: Retail Price of Rice (Rs/Kg)

Week 50: 08 - 14 December 2023

11

LOCATIONS	Rice Varieties													
	Samba 1		Samba 2		Keeri Samba		Nadu 1		Nadu 2		Raw Red		Raw White	
Colombo	230.00	260.00	240.00	245.00	-	-	220.00	230.00	220.00	220.00	200.00	210.00	210.00	220.00
Gampaha	250.00	250.00	230.00	238.00	320.00	320.00	220.00	220.00	220.00	220.00	200.00	210.00	210.00	220.00
Kurunegala	230.00	260.00	-	-	-	-	220.00	220.00	-	-	200.00	200.00	210.00	210.00
Nikaweratiya	230.00	255.00	-	-	320.00	320.00	220.00	220.00	205.00	215.00	200.00	210.00	195.00	210.00
Dambulla	235.00	240.00	230.00	230.00	310.00	320.00	215.00	218.00	208.00	210.00	200.00	205.00	200.00	205.00
Anuradhapura	230.00	240.00	-	-	310.00	320.00	220.00	220.00	-	-	200.00	210.00	200.00	210.00
Thambuththegama	235.00	240.00	228.00	230.00	-	-	220.00	220.00	215.00	220.00	210.00	210.00	208.00	212.00
Polonnaruwa	228.00	230.00	-	-	-	-	218.00	220.00	200.00	205.00	210.00	210.00	195.00	200.00
Kaluthara	-	-	230.00	238.00	-	-	-	-	215.00	220.00	200.00	205.00	205.00	210.00
Badulla	230.00	235.00	-	-	310.00	320.00	215.00	220.00	-	-	175.00	185.00	200.00	205.00
Keppetipola	238.00	240.00	228.00	230.00	330.00	340.00	215.00	217.00	208.00	212.00	185.00	188.00	200.00	205.00
Moneragala	230.00	240.00	-	-	300.00	320.00	220.00	230.00	-	-	180.00	190.00	195.00	200.00
Kegalle	250.00	255.00	-	-	-	-	220.00	220.00	210.00	215.00	210.00	210.00	210.00	220.00
Ampara	245.00	245.00	230.00	240.00	325.00	325.00	220.00	220.00	215.00	220.00	195.00	195.00	200.00	220.00
Dehiattakandiya	245.00	250.00	-	-	310.00	340.00	218.00	230.00	210.00	210.00	200.00	210.00	200.00	220.00
Nuwaraeliya	238.00	242.00	228.00	232.00	335.00	345.00	215.00	217.00	208.00	212.00	186.00	189.00	200.00	205.00
Kandy	240.00	250.00	230.00	232.00	320.00	325.00	220.00	220.00	205.00	210.00	190.00	200.00	205.00	210.00
Puttalam	-	-	230.00	232.00	-	-	220.00	220.00	200.00	210.00	200.00	212.00	195.00	205.00
Hambantota	230.00	240.00	-	-	-	-	-	-	-	-	175.00	180.00	200.00	205.00
Rathnapura	-	-	-	-	-	-	-	-	-	-	-	-	-	-
Matara	230.00	240.00	-	-	310.00	320.00	220.00	220.00	-	-	175.00	178.00	200.00	210.00
Galle	260.00	260.00	-	-	320.00	320.00	220.00	220.00	-	-	185.00	200.00	210.00	210.00
Tissamaharama	-	-	230.00	240.00	330.00	340.00	220.00	230.00	-	-	165.00	170.00	195.00	210.00
Meegoda (DEC)	-	-	230.00	235.00	-	-	210.00	215.00	-	-	185.00	190.00	205.00	212.00
Embilipitiya	230.00	250.00	-	-	300.00	320.00	215.00	220.00	205.00	210.00	168.00	180.00	200.00	210.00
Jaffna	240.00	240.00	-	-	320.00	330.00	215.00	220.00	210.00	215.00	185.00	195.00	210.00	220.00
Vavuniya	235.00	240.00	-	-	-	-	218.00	220.00	215.00	218.00	192.00	195.00	208.00	210.00
Mannar	-	-	230.00	230.00	320.00	340.00	220.00	230.00	210.00	215.00	190.00	200.00	210.00	220.00
Killinochchi	235.00	240.00	-	-	320.00	330.00	220.00	225.00	200.00	205.00	190.00	195.00	220.00	225.00
Mullaittivu	-	-	-	-	-	-	-	-	-	-	-	-	-	-
Batticaloa	235.00	240.00	-	-	320.00	325.00	220.00	224.00	210.00	212.00	188.00	192.00	216.00	220.00
Trincomalee	235.00	240.00	-	-	-	-	215.00	220.00	205.00	210.00	185.00	190.00	210.00	215.00
Hanguranketha	235.00	245.00	230.00	230.00	-	-	216.00	220.00	208.00	215.00	184.00	190.00	198.00	212.00
Veyangoda	240.00	250.00	230.00	230.00	310.00	320.00	220.00	220.00	210.00	215.00	190.00	200.00	200.00	210.00
Galenbindunuwewa	230.00	235.00	-	-	315.00	315.00	220.00	220.00	210.00	215.00	195.00	210.00	195.00	210.00
Bandarawela	-	-	225.00	230.00	310.00	320.00	-	-	210.00	215.00	185.00	190.00	205.00	210.00
Matale	230.00	240.00	-	-	310.00	320.00	215.00	220.00	205.00	208.00	190.00	198.00	195.00	205.00

Table 04: Selected Markets: Wholesale Price of Subsidiary Food (Rs/50Kg)

Week 50: 08 - 14 December 2023

LOCATION	Dried Chillies	Red Onion		Big Onion	Potato			Pulses		
	Imported	Imported	Local		Imported	Welimada	Nuwara Eliya	Green Gram	Cowpea	Red Dhal
Colombo	49000 - 52500	19500 - 21000	-	9000 - 21500	9000 - 11750	-	15500 - 17000	40000 - 42500	47500 - 55000	14750 - 15250
Kurunegala	49000 - 51000	20000 - 23000	-	19750 - 21250	9750 - 10500	-	-	37500 - 42500	52500 - 55000	14750 - 15150
Nikaweratiya	48000 - 50500	21500 - 25000	-	18250 - 20000	9400 - 12500	-	-	35000 - 37500	-	15000 - 15100
Dehiattakandiya	50000 - 55000	22500 - 25000	-	17500 - 19000	10500 - 12000	-	-	-	-	15000 - 15500
Dambulla (DEC)	49000 - 50500	22500 - 24000	-	20000 - 21500	9500 - 10750	-	15000 - 16000	37000 - 37500	42000 - 42500	14750 - 15000
Anuradhapura	52500 - 57500	22500 - 25000	-	21000 - 22500	10000 - 11000	-	-	37500 - 42500	49000 - 52500	15000 - 15500
Thambuththegama	49500 - 55000	22500 - 24000	19000 - 20000	16500 - 20000	9250 - 11000	-	16000 - 17000	34000 - 35000	-	14750 - 15250
Polonnaruwa	57000 - 59000	22500 - 25500	-	17500 - 19250	10000 - 10250	-	19500 - 20500	37000 - 41000	50000 - 50000	15500 - 16250
Kaluthara	51000 - 52500	20000 - 20500	-	18000 - 18250	9500 - 9900	-	16500 - 16900	41500 - 42000	49000 - 51000	15000 - 15250
Puttalam	50000 - 54000	-	20000 - 26000	17500 - 20000	10500 - 12000	-	19000 - 21000	39000 - 45000	-	15500 - 15850
Kandy	54000 - 55000	25000 - 26000	-	17500 - 20000	9250 - 10000	-	15000 - 17000	42500 - 45000	50000 - 52500	14750 - 15000
Matara	52500 - 56000	22500 - 22750	-	17500 - 18000	10500 - 11500	-	17250 - 18000	39000 - 41500	50000 - 52500	15000 - 15250
Hambantota	51000 - 56000	22500 - 24000	-	18000 - 20000	10500 - 12000	-	18000 - 19000	40000 - 45000	45000 - 49000	14750 - 15250
Kegalle	53000 - 55000	21000 - 21500	-	18000 - 20000	11000 - 11200	-	17500 - 17750	40000 - 45000	49000 - 50000	15400 - 15500
Galle	57500 - 61500	24000 - 27500	-	14000 - 16000	9750 - 11000	-	15000 - 16000	39000 - 45000	42500 - 55000	15500 - 16000
Tissamaharama	52500 - 55000	25000 - 29000	-	19000 - 21000	-	-	-	35000 - 37500	40000 - 42500	15000 - 16000
Meegoda (DEC)	51500 - 52500	20250 - 20500	-	20500 - 21500	9000 - 9500	-	15000 - 17500	42000 - 42500	49000 - 52500	14800 - 15250
Jaffna	51000 - 52000	-	16400 - 16800	14500 - 15000	9000 - 9500	-	15500 - 18500	39000 - 39500	-	14800 - 15000
Vavuniya	55000 - 57500	19000 - 21000	22500 - 25000	21000 - 23500	9250 - 9750	-	-	45000 - 49000	-	15250 - 15500
Mannar	52000 - 54000	22000 - 22500	-	20500 - 21000	11000 - 11500	-	-	42500 - 44000	-	15250 - 15400
Killinochchi	54000 - 56000	-	-	20000 - 21000	11500 - 12000	-	-	42000 - 43000	-	15250 - 15750
Mullattivu	-	-	-	-	-	-	-	-	-	-
Batticaloa	53500 - 55000	20000 - 20500	27000 - 27500	21000 - 22000	11000 - 11500	-	20000 - 21000	42500 - 43250	53750 - 55000	15250 - 15400
Trincomalee	52500 - 55000	24000 - 25000	-	18000 - 20000	10000 - 11000	-	-	37500 - 40000	-	14800 - 15000
Galenbindunuwewa	52500 - 55000	23000 - 23500	-	21000 - 23000	10500 - 10750	-	-	38000 - 41000	-	14750 - 15500
Matale	50000 - 52500	20000 - 21000	-	20000 - 21500	9500 - 10500	-	17500 - 18000	-	-	14750 - 15000

Table 05: Selected Markets: Retail Price of Subsidiary Food Crops (Rs/Kg)

Week 50: 08 - 14 December 2023

LOCATIONS	Dried Chillies	Red Onion		Big Onion	Potato			Pulses		
	Imported	Imported	Local		Imported	Welimada	Nuwara Eliya	Green Gram	Cowpea	Red Dhal
Colombo	1100.00 - 1400.00	480.00 - 640.00	-	280.00 - 480.00	200.00 - 260.00	-	380.00 - 440.00	950.00 - 1300.00	1200.00 - 1300.00	315.00 - 360.00
Gampaha	1280.00 - 1380.00	560.00 - 600.00	-	460.00 - 460.00	260.00 - 260.00	360.00 - 360.00	440.00 - 440.00	920.00 - 980.00	1200.00 - 1300.00	320.00 - 340.00
Kurunegala	1200.00 - 1300.00	550.00 - 600.00	-	350.00 - 400.00	225.00 - 250.00	-	400.00 - 400.00	1200.00 - 1200.00	1200.00 - 1200.00	320.00 - 350.00
Nikaweratiya	1100.00 - 1300.00	500.00 - 520.00	-	400.00 - 450.00	240.00 - 280.00	360.00 - 360.00	-	800.00 - 960.00	1100.00 - 1100.00	330.00 - 340.00
Dambulla	1100.00 - 1200.00	560.00 - 600.00	-	400.00 - 480.00	210.00 - 230.00	-	400.00 - 420.00	800.00 - 850.00	950.00 - 1000.00	310.00 - 325.00
Anuradhapura	1150.00 - 1250.00	520.00 - 600.00	-	450.00 - 480.00	220.00 - 280.00	-	-	900.00 - 1000.00	1100.00 - 1200.00	320.00 - 340.00
Thambuththegama	1150.00 - 1300.00	-	580.00 - 600.00	330.00 - 470.00	200.00 - 250.00	-	380.00 - 400.00	700.00 - 800.00	-	310.00 - 320.00
Polonnaruwa	1200.00 - 1260.00	480.00 - 520.00	-	360.00 - 400.00	210.00 - 230.00	-	400.00 - 420.00	800.00 - 880.00	1100.00 - 1100.00	320.00 - 340.00
Kaluthara	1160.00 - 1200.00	480.00 - 520.00	-	375.00 - 385.00	200.00 - 230.00	360.00 - 380.00	-	900.00 - 980.00	1120.00 - 1200.00	320.00 - 330.00
Badulla	1150.00 - 1250.00	560.00 - 600.00	-	440.00 - 500.00	240.00 - 260.00	380.00 - 400.00	-	800.00 - 900.00	1200.00 - 1200.00	320.00 - 330.00
Keppetipola	1260.00 - 1300.00	480.00 - 520.00	-	480.00 - 520.00	240.00 - 260.00	360.00 - 380.00	-	850.00 - 880.00	1000.00 - 1050.00	320.00 - 330.00
Moneragala	1100.00 - 1200.00	520.00 - 600.00	-	450.00 - 480.00	240.00 - 260.00	-	380.00 - 400.00	700.00 - 900.00	1000.00 - 1200.00	320.00 - 340.00
Kegalle	1100.00 - 1200.00	480.00 - 520.00	-	400.00 - 450.00	230.00 - 260.00	-	400.00 - 420.00	950.00 - 980.00	1050.00 - 1150.00	320.00 - 390.00
Ampara	1150.00 - 1250.00	480.00 - 540.00	-	280.00 - 370.00	230.00 - 300.00	-	420.00 - 420.00	750.00 - 980.00	1050.00 - 1050.00	310.00 - 320.00
Dehiattakandiya	1100.00 - 1130.00	520.00 - 600.00	-	400.00 - 480.00	220.00 - 260.00	-	-	-	-	310.00 - 340.00
Nuwaraeliya	1250.00 - 1300.00	480.00 - 500.00	-	470.00 - 490.00	280.00 - 310.00	-	380.00 - 420.00	880.00 - 920.00	1000.00 - 1050.00	320.00 - 330.00
Kandy	1200.00 - 1300.00	600.00 - 640.00	-	420.00 - 440.00	220.00 - 240.00	360.00 - 380.00	420.00 - 440.00	950.00 - 1000.00	1100.00 - 1200.00	340.00 - 350.00
Puttalam	1100.00 - 1200.00	-	600.00 - 800.00	400.00 - 480.00	240.00 - 320.00	-	440.00 - 480.00	850.00 - 1000.00	1100.00 - 1250.00	315.00 - 320.00
Rathnapura	-	-	-	-	-	-	-	-	-	-
Hambantota	1200.00 - 1250.00	480.00 - 560.00	-	380.00 - 420.00	230.00 - 260.00	-	380.00 - 400.00	800.00 - 950.00	1000.00 - 1200.00	320.00 - 340.00
Matara	1160.00 - 1250.00	540.00 - 600.00	-	360.00 - 400.00	250.00 - 260.00	-	400.00 - 420.00	800.00 - 900.00	1100.00 - 1200.00	320.00 - 340.00
Galle	1200.00 - 1300.00	560.00 - 640.00	-	300.00 - 340.00	240.00 - 260.00	340.00 - 360.00	-	850.00 - 1000.00	1000.00 - 1200.00	320.00 - 340.00
Tissamaharama	1150.00 - 1200.00	550.00 - 650.00	-	420.00 - 440.00	-	-	-	750.00 - 800.00	950.00 - 1000.00	315.00 - 325.00
Meegoda (DEC)	1100.00 - 1200.00	460.00 - 560.00	-	430.00 - 460.00	220.00 - 240.00	360.00 - 400.00	440.00 - 480.00	860.00 - 900.00	1080.00 - 1100.00	310.00 - 330.00
Embilipitiya	1200.00 - 1300.00	480.00 - 520.00	-	385.00 - 400.00	220.00 - 280.00	-	380.00 - 400.00	800.00 - 1000.00	1050.00 - 1200.00	310.00 - 390.00
Jaffna	1150.00 - 1250.00	-	400.00 - 430.00	330.00 - 350.00	200.00 - 220.00	340.00 - 360.00	390.00 - 410.00	850.00 - 860.00	-	310.00 - 320.00
Vavuniya	1100.00 - 1160.00	480.00 - 480.00	590.00 - 620.00	500.00 - 550.00	200.00 - 250.00	-	-	1000.00 - 1050.00	-	320.00 - 325.00
Mannar	1100.00 - 1200.00	580.00 - 620.00	-	440.00 - 450.00	240.00 - 260.00	-	-	900.00 - 1000.00	-	320.00 - 350.00
Killinochchi	1150.00 - 1180.00	-	-	440.00 - 460.00	250.00 - 270.00	-	-	880.00 - 920.00	-	325.00 - 330.00
Mullaittivu	-	-	-	-	-	-	-	-	-	-
Batticaloa	1150.00 - 1200.00	-	580.00 - 620.00	460.00 - 500.00	240.00 - 260.00	-	460.00 - 500.00	900.00 - 920.00	1150.00 - 1180.00	320.00 - 330.00
Trincomalee	1150.00 - 1200.00	540.00 - 560.00	-	400.00 - 480.00	240.00 - 260.00	-	-	880.00 - 920.00	-	310.00 - 320.00
Hanguranketha	1150.00 - 1250.00	550.00 - 580.00	-	380.00 - 400.00	210.00 - 250.00	350.00 - 380.00	-	900.00 - 1000.00	1200.00 - 1250.00	310.00 - 320.00
Veyangoda	1100.00 - 1200.00	480.00 - 560.00	-	420.00 - 460.00	240.00 - 260.00	-	400.00 - 440.00	920.00 - 1000.00	1000.00 - 1200.00	310.00 - 320.00
Galenbindunuwewa	1140.00 - 1180.00	480.00 - 490.00	-	440.00 - 480.00	220.00 - 230.00	-	-	800.00 - 850.00	-	320.00 - 330.00
Bandarawela	1200.00 - 1300.00	560.00 - 600.00	-	460.00 - 480.00	240.00 - 260.00	340.00 - 360.00	-	950.00 - 1000.00	1100.00 - 1200.00	320.00 - 340.00
Matale	1100.00 - 1150.00	500.00 - 580.00	-	440.00 - 480.00	230.00 - 240.00	-	400.00 - 420.00	800.00 - 850.00	-	310.00 - 330.00

Table 06: Selected Markets: Wholesale Price of Vegetables(Rs/Kg)

Week 50: 08 - 14 December 2023

Locations	Butter Beans	Green Beans	Carrot	Leeks	Beetroot	Knolkhol
Colombo	-	300.00 - 550.00	250.00 - 330.00	200.00 - 240.00	350.00 - 430.00	250.00 - 280.00
Meegoda (DEC)	-	350.00 - 400.00	320.00 - 380.00	240.00 - 280.00	450.00 - 500.00	280.00 - 300.00
Dambulla (DEC)	-	220.00 - 280.00	250.00 - 300.00	220.00 - 240.00	360.00 - 420.00	350.00 - 360.00
Keppetipola (DEC)	-	400.00 - 450.00	260.00 - 300.00	200.00 - 230.00	320.00 - 350.00	250.00 - 300.00
Norochchole (DEC)	-	-	-	-	400.00 - 450.00	-
Nuwara Eliya	-	420.00 - 450.00	335.00 - 345.00	230.00 - 240.00	345.00 - 355.00	310.00 - 320.00
Kandy	-	400.00 - 450.00	300.00 - 320.00	230.00 - 250.00	450.00 - 470.00	250.00 - 280.00
Hambantota	-	450.00 - 500.00	400.00 - 450.00	250.00 - 300.00	350.00 - 400.00	-
Thambuththegama (DEC)	-	300.00 - 350.00	340.00 - 370.00	230.00 - 260.00	460.00 - 490.00	220.00 - 250.00
Jaffna	-	350.00 - 360.00	380.00 - 390.00	300.00 - 320.00	550.00 - 560.00	-
Bandarawela	-	400.00 - 450.00	280.00 - 300.00	200.00 - 220.00	320.00 - 340.00	250.00 - 280.00
Veyangoda	-	380.00 - 450.00	330.00 - 360.00	250.00 - 270.00	350.00 - 460.00	280.00 - 300.00

Locations	Raddish	Cabbage	Tomato	Ladies Fingers	Brinjal	Capsicum
Colombo	180.00 - 220.00	300.00 - 370.00	450.00 - 550.00	130.00 - 180.00	350.00 - 400.00	450.00 - 550.00
Meegoda (DEC)	150.00 - 200.00	400.00 - 440.00	480.00 - 550.00	150.00 - 200.00	330.00 - 380.00	450.00 - 500.00
Moneragala	200.00 - 220.00	430.00 - 450.00	500.00 - 550.00	200.00 - 250.00	350.00 - 380.00	720.00 - 750.00
Dambulla (DEC)	120.00 - 150.00	280.00 - 320.00	400.00 - 440.00	80.00 - 100.00	300.00 - 350.00	400.00 - 450.00
Keppetipola (DEC)	140.00 - 160.00	300.00 - 350.00	420.00 - 450.00	130.00 - 150.00	230.00 - 250.00	550.00 - 600.00
Norochchole (DEC)	120.00 - 150.00	250.00 - 300.00	400.00 - 450.00	120.00 - 150.00	250.00 - 350.00	600.00 - 700.00
Nuwara Eliya	140.00 - 160.00	380.00 - 395.00	450.00 - 460.00	140.00 - 160.00	250.00 - 260.00	560.00 - 600.00
Kandy	120.00 - 140.00	300.00 - 350.00	450.00 - 500.00	140.00 - 150.00	260.00 - 300.00	450.00 - 470.00
Hambantota	220.00 - 300.00	430.00 - 500.00	420.00 - 500.00	200.00 - 250.00	380.00 - 450.00	600.00 - 700.00
Thambuththegama (DEC)	150.00 - 180.00	310.00 - 340.00	470.00 - 510.00	120.00 - 150.00	250.00 - 320.00	400.00 - 470.00
Tissamaharama	250.00 - 260.00	400.00 - 460.00	480.00 - 520.00	150.00 - 170.00	320.00 - 350.00	600.00 - 640.00
Jaffna	190.00 - 210.00	350.00 - 360.00	700.00 - 720.00	200.00 - 210.00	430.00 - 450.00	540.00 - 570.00
Bandarawela	120.00 - 150.00	300.00 - 340.00	400.00 - 450.00	-	280.00 - 300.00	550.00 - 600.00
Veyangoda	160.00 - 200.00	320.00 - 380.00	500.00 - 520.00	160.00 - 170.00	330.00 - 360.00	420.00 - 500.00

Locations	Pumpkin	Cucumber	Bitter Gourd	Snake Gourd	Drumstick	Luffa
Colombo	120.00 - 150.00	100.00 - 120.00	380.00 - 450.00	150.00 - 220.00	-	250.00 - 280.00
Meegoda (DEC)	160.00 - 170.00	100.00 - 110.00	430.00 - 450.00	180.00 - 220.00	-	280.00 - 330.00
Moneragala	170.00 - 180.00	160.00 - 180.00	500.00 - 560.00	350.00 - 380.00	-	360.00 - 380.00
Dambulla (DEC)	130.00 - 150.00	80.00 - 100.00	350.00 - 380.00	160.00 - 200.00	-	230.00 - 240.00
Keppetipola (DEC)	140.00 - 160.00	100.00 - 120.00	350.00 - 360.00	170.00 - 180.00	-	240.00 - 250.00
Norochchole (DEC)	100.00 - 150.00	80.00 - 140.00	450.00 - 600.00	200.00 - 250.00	-	220.00 - 250.00
Nuwara Eliya	150.00 - 160.00	120.00 - 130.00	360.00 - 370.00	180.00 - 190.00	-	250.00 - 260.00
Kandy	160.00 - 180.00	110.00 - 120.00	350.00 - 400.00	220.00 - 230.00	-	250.00 - 270.00
Hambantota	120.00 - 150.00	120.00 - 150.00	600.00 - 650.00	200.00 - 250.00	-	280.00 - 350.00
Thambuththegama (DEC)	100.00 - 140.00	60.00 - 80.00	440.00 - 480.00	200.00 - 230.00	-	220.00 - 250.00
Tissamaharama	140.00 - 150.00	100.00 - 120.00	400.00 - 500.00	180.00 - 220.00	-	400.00 - 400.00
Jaffna	100.00 - 120.00	130.00 - 150.00	420.00 - 445.00	270.00 - 290.00	-	-
Bandarawela	140.00 - 160.00	100.00 - 120.00	-	-	-	-
Veyangoda	150.00 - 170.00	100.00 - 120.00	400.00 - 460.00	200.00 - 250.00	-	250.00 - 280.00

Table 06 (Contd.)

	Long Beans	Ash Plantain	Green Chillies	Lime	Sweet Potatoe	Manioc
Colombo	180.00 - 300.00	240.00 - 280.00	900.00 - #####	300.00 - 500.00	80.00 - 120.00	80.00 - 130.00
Meegoda (DEC)	280.00 - 300.00	260.00 - 300.00	##### - #####	350.00 - 450.00	110.00 - 160.00	120.00 - 130.00
Moneragala	250.00 - 300.00	200.00 - 220.00	##### - #####	400.00 - 450.00	180.00 - 200.00	60.00 - 70.00
Dambulla (DEC)	100.00 - 150.00	250.00 - 260.00	700.00 - 850.00	350.00 - 400.00	80.00 - 135.00	60.00 - 70.00
Keppetipola (DEC)	160.00 - 180.00	240.00 - 250.00	##### - #####	400.00 - 450.00	120.00 - 130.00	100.00 - 120.00
Norochchole (DEC)	120.00 - 150.00	-	850.00 - 900.00	-	80.00 - 100.00	70.00 - 100.00
Nuwara Eliya	170.00 - 190.00	250.00 - 260.00	##### - #####	440.00 - 460.00	130.00 - 140.00	100.00 - 110.00
Kandy	200.00 - 220.00	250.00 - 270.00	850.00 - 900.00	500.00 - 520.00	130.00 - 150.00	90.00 - 110.00
Hambantota	200.00 - 280.00	180.00 - 240.00	##### - #####	500.00 - 600.00	120.00 - 160.00	100.00 - 150.00
Thambuththegama (DEC)	110.00 - 140.00	220.00 - 250.00	700.00 - 850.00	200.00 - 250.00	110.00 - 130.00	55.00 - 70.00
Tissamaharama	150.00 - 200.00	180.00 - 200.00	900.00 - #####	350.00 - 400.00	150.00 - 160.00	100.00 - 150.00
Jaffna	200.00 - 220.00	130.00 - 145.00	930.00 - 950.00	700.00 - 730.00	110.00 - 125.00	80.00 - 90.00
Bandarawela	-	-	900.00 - #####	-	100.00 - 120.00	100.00 - 120.00
Veyangoda	170.00 - 200.00	250.00 - 300.00	870.00 - #####	420.00 - 500.00	120.00 - 130.00	100.00 - 120.00

Locations	Leafy Vegetables (Rs/Bundle)			Coconut (Rs/Nut)	
	Mukunuwenna	Kankun	Gotukola	Large	Small
Colombo	50.00 - 60.00	50.00 - 60.00	240.00 - 250.00	90.00 - 100.00	80.00 - 90.00
Meegoda (DEC)	80.00 - 80.00	80.00 - 80.00	150.00 - 160.00	110.00 - 115.00	85.00 - 95.00
Norochchole (DEC)	50.00 - 60.00	50.00 - 60.00	120.00 - 130.00	90.00 - 102.00	78.00 - 85.00
Nuwara Eliya	-	-	-	-	-
Dambulla (DEC)	25.00 - 30.00	25.00 - 30.00	125.00 - 130.00	80.00 - 85.00	65.00 - 70.00
Kandy	40.00 - 45.00	40.00 - 50.00	170.00 - 180.00	95.00 - 100.00	70.00 - 80.00
Hambantota	50.00 - 60.00	50.00 - 60.00	120.00 - 140.00	-	-
Thambuththegama (DEC)	30.00 - 30.00	30.00 - 30.00	-	75.00 - 80.00	60.00 - 70.00
Tissamaharama	40.00 - 50.00	40.00 - 50.00	180.00 - 195.00	80.00 - 110.00	60.00 - 70.00
Jaffna	80.00 - 100.00	30.00 - 36.00	230.00 - 250.00	78.00 - 84.00	58.00 - 60.00
Bandarawela	-	-	-	-	-
Veyangoda	35.00 - 40.00	35.00 - 40.00	-	95.00 - 95.00	-

Colombo, Meegoda, Norochchole, Jaffna, Dambulla and Kandy - Gotukola Price Rs/Kg

Table 07: Selected Markets: Retail Price of Vegetables (Rs/Kg)

Week 50: 08 - 14 December 2023

LOCATIONS	Up Country Varieties																
	Butter Beans		Green Beans		Carrot		Leeks		Beetroot		Knol Khol		Raddish		Cabbage		Tomato
Colombo	-	500.00 - 760.00	360.00 - 560.00	300.00 - 460.00	500.00 - 740.00	300.00 - 600.00	250.00 - 480.00	400.00 - 600.00	600.00 - 800.00								
Gampaha	-	500.00 - 600.00	400.00 - 560.00	400.00 - 400.00	560.00 - 600.00	600.00 - 600.00	320.00 - 400.00	480.00 - 600.00	600.00 - 720.00								
Kurunegala	-	700.00 - 800.00	500.00 - 600.00	360.00 - 400.00	500.00 - 600.00	350.00 - 350.00	300.00 - 300.00	500.00 - 600.00	700.00 - 760.00								
Nikaweratiya	-	600.00 - 720.00	480.00 - 560.00	400.00 - 480.00	560.00 - 600.00	480.00 - 480.00	320.00 - 320.00	480.00 - 600.00	600.00 - 800.00								
Dambulla	-	460.00 - 480.00	400.00 - 450.00	340.00 - 360.00	580.00 - 620.00	-	260.00 - 280.00	460.00 - 480.00	640.00 - 700.00								
Anuradhapura	-	600.00 - 800.00	480.00 - 600.00	400.00 - 440.00	500.00 - 640.00	-	240.00 - 360.00	440.00 - 500.00	640.00 - 800.00								
Thambuththegama	-	420.00 - 460.00	430.00 - 480.00	340.00 - 400.00	560.00 - 620.00	-	220.00 - 260.00	380.00 - 460.00	580.00 - 640.00								
Polonnaruwa	-	580.00 - 680.00	450.00 - 480.00	320.00 - 380.00	550.00 - 600.00	440.00 - 460.00	240.00 - 260.00	440.00 - 480.00	750.00 - 800.00								
Kaluthara	-	580.00 - 600.00	380.00 - 420.00	280.00 - 320.00	-	340.00 - 380.00	220.00 - 240.00	420.00 - 460.00	580.00 - 640.00								
Badulla	-	600.00 - 660.00	360.00 - 400.00	320.00 - 360.00	440.00 - 480.00	400.00 - 440.00	240.00 - 260.00	440.00 - 480.00	560.00 - 600.00								
Keppetipola	-	540.00 - 560.00	350.00 - 360.00	290.00 - 300.00	440.00 - 460.00	360.00 - 380.00	240.00 - 250.00	440.00 - 460.00	550.00 - 560.00								
Moneragala	-	600.00 - 640.00	480.00 - 520.00	400.00 - 480.00	520.00 - 600.00	-	240.00 - 320.00	480.00 - 520.00	600.00 - 720.00								
Kegalle	-	560.00 - 600.00	500.00 - 520.00	360.00 - 400.00	600.00 - 640.00	480.00 - 520.00	340.00 - 360.00	520.00 - 560.00	760.00 - 800.00								
Ampara	-	680.00 - 680.00	480.00 - 520.00	360.00 - 400.00	520.00 - 520.00	-	320.00 - 320.00	500.00 - 560.00	680.00 - 720.00								
Dehiattakandiya	-	420.00 - 480.00	400.00 - 520.00	360.00 - 400.00	480.00 - 520.00	320.00 - 320.00	240.00 - 300.00	400.00 - 550.00	600.00 - 640.00								
Nuwaraeliya	-	550.00 - 560.00	420.00 - 440.00	320.00 - 340.00	450.00 - 460.00	360.00 - 380.00	260.00 - 280.00	460.00 - 480.00	560.00 - 600.00								
Kandy	-	600.00 - 640.00	480.00 - 500.00	320.00 - 360.00	650.00 - 700.00	400.00 - 450.00	200.00 - 240.00	480.00 - 500.00	750.00 - 800.00								
Puttalam	-	720.00 - 800.00	520.00 - 560.00	380.00 - 440.00	520.00 - 600.00	-	280.00 - 320.00	480.00 - 600.00	700.00 - 800.00								
Hambantota	-	600.00 - 680.00	480.00 - 560.00	320.00 - 400.00	480.00 - 560.00	-	320.00 - 400.00	480.00 - 580.00	600.00 - 650.00								
Rathnapura	-	-	-	-	-	-	-	-	-								
Matara	-	600.00 - 800.00	480.00 - 560.00	380.00 - 400.00	550.00 - 600.00	-	280.00 - 320.00	480.00 - 600.00	600.00 - 800.00								
Galle	-	600.00 - 600.00	460.00 - 480.00	340.00 - 360.00	600.00 - 650.00	340.00 - 360.00	240.00 - 280.00	520.00 - 560.00	560.00 - 620.00								
Tissamaharama	-	700.00 - 760.00	460.00 - 480.00	340.00 - 360.00	550.00 - 580.00	-	280.00 - 300.00	500.00 - 600.00	560.00 - 600.00								
Meegoda (DEC)	-	560.00 - 600.00	560.00 - 600.00	360.00 - 480.00	600.00 - 700.00	480.00 - 520.00	280.00 - 320.00	560.00 - 600.00	680.00 - 760.00								
Embilipitiya	-	480.00 - 600.00	400.00 - 520.00	320.00 - 400.00	-	-	280.00 - 320.00	450.00 - 520.00	600.00 - 700.00								
Jaffna	-	400.00 - 420.00	420.00 - 450.00	340.00 - 360.00	590.00 - 620.00	-	230.00 - 260.00	380.00 - 410.00	740.00 - 760.00								
Vavuniya	-	-	500.00 - 600.00	400.00 - 450.00	600.00 - 650.00	320.00 - 400.00	300.00 - 400.00	540.00 - 600.00	800.00 - 840.00								
Mannar	-	600.00 - 640.00	550.00 - 600.00	400.00 - 480.00	800.00 - 850.00	-	240.00 - 260.00	560.00 - 600.00	560.00 - 600.00								
Killinochchi	-	760.00 - 800.00	580.00 - 620.00	380.00 - 420.00	560.00 - 600.00	-	300.00 - 340.00	380.00 - 420.00	750.00 - 800.00								
Mullaittivu	-	-	-	-	-	-	-	-	-								
Batticaloa	-	720.00 - 760.00	520.00 - 560.00	400.00 - 420.00	600.00 - 650.00	440.00 - 450.00	300.00 - 320.00	480.00 - 520.00	800.00 - 850.00								
Trincomalee	-	600.00 - 650.00	520.00 - 600.00	370.00 - 420.00	580.00 - 620.00	320.00 - 350.00	260.00 - 300.00	480.00 - 530.00	760.00 - 800.00								
Hanguranketha	-	460.00 - 500.00	370.00 - 390.00	260.00 - 290.00	400.00 - 420.00	360.00 - 380.00	160.00 - 180.00	360.00 - 400.00	500.00 - 550.00								
Veyangoda	-	620.00 - 680.00	480.00 - 520.00	360.00 - 400.00	480.00 - 560.00	480.00 - 480.00	280.00 - 320.00	480.00 - 520.00	700.00 - 800.00								
Galenbindunuwewa	-	480.00 - 600.00	400.00 - 600.00	400.00 - 420.00	480.00 - 600.00	-	240.00 - 320.00	400.00 - 480.00	600.00 - 720.00								
Bandarawela	-	500.00 - 560.00	380.00 - 400.00	300.00 - 320.00	420.00 - 440.00	360.00 - 380.00	220.00 - 240.00	400.00 - 440.00	500.00 - 560.00								
Matale	-	560.00 - 600.00	440.00 - 480.00	360.00 - 400.00	560.00 - 600.00	-	200.00 - 220.00	480.00 - 520.00	660.00 - 700.00								

Table 07 (Contd.)

LOCATIONS	Low Country Varieties										
	Ladies Fingers	Brinjal	Capsicum	Pumpkin	Cucumber	Bitter Gourd	Snake Gourd	Drumstick	Luffa	Long Beans	
Colombo	220.00 - 420.00	450.00 - 600.00	550.00 - 1100.00	160.00 - 280.00	140.00 - 280.00	460.00 - 800.00	250.00 - 520.00	-	320.00 - 600.00	250.00 - 600.00	
Gampaha	400.00 - 400.00	500.00 - 520.00	600.00 - 800.00	260.00 - 280.00	200.00 - 280.00	600.00 - 700.00	400.00 - 480.00	-	480.00 - 520.00	400.00 - 400.00	
Kurunegala	260.00 - 300.00	420.00 - 500.00	760.00 - 800.00	160.00 - 200.00	260.00 - 280.00	800.00 - 800.00	350.00 - 400.00	-	400.00 - 540.00	360.00 - 400.00	
Nikaweratiya	240.00 - 320.00	480.00 - 480.00	720.00 - 800.00	200.00 - 280.00	240.00 - 280.00	600.00 - 720.00	400.00 - 400.00	-	480.00 - 480.00	320.00 - 400.00	
Dambulla	200.00 - 220.00	460.00 - 480.00	750.00 - 800.00	240.00 - 260.00	180.00 - 200.00	560.00 - 600.00	360.00 - 400.00	-	360.00 - 400.00	200.00 - 240.00	
Anuradhapura	240.00 - 320.00	400.00 - 520.00	750.00 - 800.00	200.00 - 240.00	200.00 - 280.00	560.00 - 800.00	320.00 - 440.00	-	400.00 - 500.00	360.00 - 440.00	
Thambuththegama	220.00 - 260.00	380.00 - 460.00	580.00 - 700.00	150.00 - 200.00	130.00 - 180.00	540.00 - 620.00	300.00 - 340.00	-	320.00 - 360.00	200.00 - 250.00	
Polonnaruwa	340.00 - 380.00	400.00 - 480.00	720.00 - 800.00	240.00 - 260.00	200.00 - 280.00	650.00 - 680.00	400.00 - 480.00	-	450.00 - 520.00	380.00 - 400.00	
Kaluthara	320.00 - 340.00	460.00 - 480.00	800.00 - 840.00	170.00 - 180.00	180.00 - 220.00	680.00 - 720.00	260.00 - 320.00	-	300.00 - 360.00	320.00 - 360.00	
Badulla	280.00 - 320.00	360.00 - 400.00	760.00 - 800.00	200.00 - 240.00	240.00 - 260.00	600.00 - 700.00	400.00 - 440.00	-	440.00 - 500.00	360.00 - 400.00	
Keppetipola	230.00 - 250.00	340.00 - 350.00	680.00 - 700.00	220.00 - 240.00	200.00 - 220.00	450.00 - 460.00	260.00 - 280.00	-	340.00 - 350.00	260.00 - 280.00	
Moneragala	280.00 - 320.00	460.00 - 480.00	800.00 - 850.00	200.00 - 240.00	240.00 - 280.00	640.00 - 680.00	400.00 - 480.00	-	440.00 - 480.00	400.00 - 440.00	
Kegalle	300.00 - 320.00	460.00 - 480.00	660.00 - 700.00	220.00 - 240.00	200.00 - 240.00	560.00 - 600.00	360.00 - 400.00	-	450.00 - 480.00	280.00 - 320.00	
Ampara	320.00 - 360.00	400.00 - 480.00	880.00 - 900.00	160.00 - 200.00	240.00 - 280.00	600.00 - 720.00	360.00 - 440.00	-	360.00 - 440.00	320.00 - 360.00	
Dehiattakandiya	250.00 - 320.00	360.00 - 400.00	700.00 - 800.00	200.00 - 240.00	200.00 - 240.00	480.00 - 600.00	300.00 - 480.00	-	400.00 - 480.00	300.00 - 360.00	
Nuwaraeliya	260.00 - 280.00	360.00 - 380.00	700.00 - 720.00	250.00 - 260.00	220.00 - 240.00	460.00 - 480.00	280.00 - 300.00	-	360.00 - 380.00	300.00 - 320.00	
Kandy	300.00 - 320.00	450.00 - 480.00	800.00 - 900.00	260.00 - 280.00	200.00 - 240.00	480.00 - 500.00	320.00 - 360.00	-	320.00 - 360.00	360.00 - 400.00	
Puttalam	280.00 - 350.00	480.00 - 600.00	800.00 - 1000.00	280.00 - 300.00	200.00 - 280.00	680.00 - 760.00	480.00 - 520.00	-	480.00 - 560.00	320.00 - 400.00	
Rathnapura	-	-	-	-	-	-	-	-	-	-	
Hambantota	320.00 - 340.00	480.00 - 560.00	720.00 - 800.00	180.00 - 240.00	180.00 - 240.00	700.00 - 780.00	300.00 - 320.00	-	320.00 - 400.00	240.00 - 320.00	
Matara	300.00 - 360.00	480.00 - 600.00	700.00 - 800.00	180.00 - 240.00	200.00 - 280.00	600.00 - 800.00	320.00 - 340.00	-	340.00 - 420.00	320.00 - 400.00	
Galle	280.00 - 300.00	440.00 - 480.00	750.00 - 800.00	120.00 - 160.00	180.00 - 240.00	600.00 - 650.00	340.00 - 400.00	-	420.00 - 460.00	360.00 - 400.00	
Tissamaharama	200.00 - 220.00	380.00 - 400.00	680.00 - 740.00	160.00 - 180.00	160.00 - 180.00	550.00 - 650.00	260.00 - 300.00	-	420.00 - 480.00	200.00 - 240.00	
Meegoda (DEC)	280.00 - 320.00	480.00 - 520.00	760.00 - 800.00	260.00 - 280.00	200.00 - 240.00	560.00 - 600.00	360.00 - 400.00	-	400.00 - 480.00	320.00 - 360.00	
Embilipitiya	280.00 - 320.00	400.00 - 480.00	600.00 - 700.00	180.00 - 240.00	200.00 - 240.00	700.00 - 800.00	280.00 - 320.00	-	400.00 - 480.00	280.00 - 320.00	
Jaffna	240.00 - 260.00	470.00 - 490.00	590.00 - 620.00	150.00 - 170.00	180.00 - 200.00	500.00 - 520.00	320.00 - 340.00	-	-	245.00 - 270.00	
Vavuniya	300.00 - 340.00	350.00 - 400.00	680.00 - 800.00	170.00 - 240.00	240.00 - 280.00	800.00 - 850.00	400.00 - 480.00	-	400.00 - 450.00	300.00 - 350.00	
Mannar	300.00 - 350.00	560.00 - 600.00	600.00 - 720.00	180.00 - 220.00	200.00 - 250.00	720.00 - 800.00	400.00 - 450.00	-	-	400.00 - 480.00	
Killinochchi	360.00 - 400.00	540.00 - 560.00	780.00 - 820.00	200.00 - 220.00	240.00 - 260.00	580.00 - 620.00	300.00 - 340.00	-	-	460.00 - 500.00	
Mullaittivu	-	-	-	-	-	-	-	-	-	-	
Batticaloa	320.00 - 350.00	520.00 - 560.00	760.00 - 800.00	200.00 - 240.00	240.00 - 250.00	600.00 - 650.00	280.00 - 320.00	-	360.00 - 400.00	400.00 - 450.00	
Trincomalee	360.00 - 400.00	480.00 - 540.00	800.00 - 840.00	180.00 - 200.00	250.00 - 280.00	660.00 - 720.00	280.00 - 320.00	-	360.00 - 400.00	400.00 - 460.00	
Hanguranketha	170.00 200.00	350.00 380.00	540.00 620.00	150.00 180.00	150.00 180.00	420.00 450.00	260.00 280.00	-	300.00 320.00	230.00 260.00	
Veyangoda	260.00 - 320.00	480.00 - 520.00	700.00 - 800.00	200.00 - 240.00	200.00 - 260.00	600.00 - 720.00	320.00 - 360.00	-	360.00 - 400.00	280.00 - 340.00	
Galenbindunuwewa	240.00 - 260.00	360.00 - 400.00	600.00 - 800.00	220.00 - 240.00	160.00 - 240.00	480.00 - 600.00	320.00 - 400.00	-	320.00 - 480.00	200.00 - 320.00	
Bandarawela	240.00 - 280.00	380.00 - 400.00	800.00 - 840.00	240.00 - 260.00	200.00 - 220.00	500.00 - 600.00	320.00 - 340.00	-	340.00 - 360.00	300.00 - 320.00	
Matale	240.00 - 280.00	440.00 - 480.00	760.00 - 800.00	200.00 - 240.00	240.00 - 280.00	600.00 - 700.00	400.00 - 480.00	-	400.00 - 480.00	360.00 - 400.00	

Table 07 (Contd.)

LOCATIONS	Low Country Varieties					Leafy Vegetable			Coconut (Rs/Nut)	
	Ash Plantain	Green Chillies	Lime	Sweet Potato	Manioc	Mukunuwenna	Kankun	Gotukola	Large	Small
Colombo	340.00 - 480.00	1000.00 - 1600.00	600.00 - 1600.00	140.00 - 320.00	160.00 - 260.00	60.00 - 80.00	60.00 - 80.00	90.00 - 120.00	100.00 - 120.00	90.00 - 100.00
Gampaha	320.00 - 400.00	1400.00 - 1600.00	1500.00 - 1600.00	240.00 - 240.00	200.00 - 200.00	60.00 - 70.00	60.00 - 70.00	30.00 - 30.00	110.00 - 130.00	80.00 - 80.00
Kurunegala	360.00 - 400.00	1300.00 - 1500.00	600.00 - 600.00	240.00 - 260.00	200.00 - 200.00	50.00 - 50.00	50.00 - 50.00	30.00 - 30.00	100.00 - 110.00	80.00 - 80.00
Nikaweratiya	240.00 - 320.00	1400.00 - 1500.00	600.00 - 800.00	200.00 - 240.00	180.00 - 180.00	40.00 - 50.00	40.00 - 50.00	60.00 - 60.00	85.00 - 90.00	70.00 - 75.00
Dambulla	340.00 - 360.00	1300.00 - 1400.00	700.00 - 800.00	200.00 - 240.00	160.00 - 200.00	50.00 - 60.00	50.00 - 60.00	50.00 - 50.00	100.00 - 110.00	75.00 - 80.00
Anuradhapura	360.00 - 400.00	1400.00 - 1600.00	800.00 - 1200.00	200.00 - 240.00	160.00 - 240.00	50.00 - 60.00	50.00 - 60.00	50.00 - 60.00	90.00 - 100.00	65.00 - 80.00
Thambuththegama	280.00 - 360.00	1000.00 - 1200.00	380.00 - 450.00	240.00 - 280.00	120.00 - 150.00	40.00 - 50.00	40.00 - 50.00	-	80.00 - 90.00	-
Polonnaruwa	320.00 - 380.00	1200.00 - 1400.00	800.00 - 1000.00	180.00 - 220.00	160.00 - 180.00	50.00 - 50.00	50.00 - 50.00	50.00 - 50.00	75.00 - 80.00	60.00 - 70.00
Kaluthara	300.00 - 360.00	1000.00 - 1200.00	600.00 - 800.00	200.00 - 240.00	180.00 - 220.00	60.00 - 70.00	60.00 - 75.00	75.00 - 80.00	110.00 - 120.00	85.00 - 100.00
Badulla	360.00 - 400.00	1500.00 - 1600.00	800.00 - 1000.00	220.00 - 240.00	160.00 - 200.00	60.00 - 70.00	60.00 - 70.00	70.00 - 80.00	105.00 - 110.00	80.00 - 90.00
Keppetipola	320.00 - 340.00	1600.00 - 1700.00	650.00 - 720.00	190.00 - 200.00	160.00 - 170.00	60.00 - 65.00	60.00 - 65.00	50.00 - 60.00	110.00 - 115.00	90.00 - 96.00
Moneragala	280.00 - 320.00	1400.00 - 1500.00	500.00 - 600.00	240.00 - 280.00	80.00 - 100.00	60.00 - 70.00	60.00 - 70.00	60.00 - 70.00	90.00 - 100.00	60.00 - 70.00
Kegalle	320.00 - 360.00	1350.00 - 1400.00	560.00 - 600.00	220.00 - 240.00	180.00 - 200.00	70.00 - 80.00	70.00 - 80.00	40.00 - 50.00	110.00 - 120.00	95.00 - 100.00
Ampara	200.00 - 320.00	1200.00 - 1200.00	1000.00 - 1000.00	200.00 - 240.00	120.00 - 120.00	50.00 - 60.00	50.00 - 60.00	50.00 - 60.00	85.00 - 85.00	70.00 - 75.00
Dehiattakandiya	240.00 - 280.00	1200.00 - 1500.00	800.00 - 1200.00	120.00 - 160.00	150.00 - 160.00	50.00 - 60.00	50.00 - 60.00	50.00 - 60.00	80.00 - 80.00	60.00 - 70.00
Nuwaraeliya	350.00 - 360.00	1600.00 - 1700.00	640.00 - 660.00	200.00 - 220.00	160.00 - 180.00	65.00 - 70.00	65.00 - 70.00	50.00 - 60.00	110.00 - 116.00	96.00 - 100.00
Kandy	400.00 - 450.00	1400.00 - 1500.00	1000.00 - 1100.00	200.00 - 240.00	160.00 - 180.00	50.00 - 60.00	60.00 - 70.00	40.00 - 50.00	110.00 - 120.00	80.00 - 85.00
Puttalam	240.00 - 300.00	1300.00 - 1500.00	400.00 - 800.00	240.00 - 300.00	150.00 - 200.00	60.00 - 70.00	60.00 - 70.00	40.00 - 40.00	95.00 - 105.00	85.00 - 90.00
Rathnapura	-	-	-	-	-	-	-	-	-	-
Hambanthota	240.00 - 320.00	1200.00 - 1300.00	600.00 - 700.00	170.00 - 210.00	150.00 - 200.00	60.00 - 70.00	60.00 - 70.00	80.00 - 90.00	-	-
Matara	300.00 - 320.00	1300.00 - 1600.00	800.00 - 1000.00	180.00 - 200.00	140.00 - 180.00	60.00 - 70.00	60.00 - 70.00	85.00 - 100.00	110.00 - 120.00	80.00 - 95.00
Galle	280.00 - 350.00	1200.00 - 1400.00	700.00 - 800.00	240.00 - 280.00	180.00 - 200.00	50.00 - 70.00	50.00 - 60.00	60.00 - 70.00	100.00 - 110.00	85.00 - 95.00
Tissamaharama	240.00 - 280.00	1100.00 - 1200.00	500.00 - 600.00	180.00 - 200.00	150.00 - 200.00	45.00 - 55.00	45.00 - 55.00	70.00 - 80.00	90.00 - 120.00	70.00 - 85.00
Meegoda (DEC)	400.00 - 480.00	1500.00 - 1600.00	800.00 - 1000.00	200.00 - 240.00	160.00 - 200.00	80.00 - 100.00	80.00 - 80.00	90.00 - 100.00	115.00 - 120.00	85.00 - 95.00
Embilipitiya	280.00 - 320.00	1200.00 - 1400.00	900.00 - 1000.00	240.00 - 280.00	150.00 - 200.00	70.00 - 80.00	60.00 - 80.00	90.00 - 120.00	110.00 - 120.00	70.00 - 100.00
Jaffna	180.00 - 200.00	980.00 - 1050.00	800.00 - 840.00	160.00 - 180.00	110.00 - 130.00	-	40.00 - 45.00	50.00 - 60.00	90.00 - 110.00	70.00 - 75.00
Vavuniya	350.00 - 400.00	1200.00 - 1500.00	400.00 - 600.00	240.00 - 260.00	150.00 - 180.00	60.00 - 65.00	60.00 - 65.00	75.00 - 80.00	80.00 - 90.00	60.00 - 65.00
Mannar	240.00 - 300.00	1200.00 - 1400.00	600.00 - 700.00	160.00 - 200.00	160.00 - 200.00	50.00 - 60.00	50.00 - 60.00	35.00 - 50.00	90.00 - 100.00	70.00 - 80.00
Killinochchi	300.00 - 340.00	1200.00 - 1250.00	950.00 - 1000.00	240.00 - 260.00	200.00 - 220.00	50.00 - 60.00	45.00 - 50.00	45.00 - 50.00	80.00 - 90.00	-
Mullaittivu	-	-	-	-	-	-	-	-	-	-
Batticaloa	320.00 - 360.00	1200.00 - 1400.00	1200.00 - 1400.00	220.00 - 240.00	150.00 - 180.00	60.00 - 70.00	60.00 - 70.00	50.00 - 50.00	95.00 - 100.00	60.00 - 65.00
Trincomalee	340.00 - 360.00	1200.00 - 1380.00	-	240.00 - 260.00	200.00 - 230.00	65.00 - 70.00	70.00 - 75.00	50.00 - 55.00	94.00 - 100.00	64.00 - 70.00
Hanguranketha	280.00 - 320.00	1000.00 - 1400.00	550.00 - 700.00	170.00 - 200.00	130.00 - 160.00	40.00 - 50.00	40.00 - 50.00	35.00 - 50.00	95.00 - 110.00	70.00 - 90.00
Veyangoda	340.00 - 400.00	1400.00 - 1600.00	700.00 - 800.00	200.00 - 240.00	180.00 - 200.00	60.00 - 70.00	60.00 - 70.00	30.00 - 30.00	110.00 - 120.00	90.00 - 100.00
Galenbindunuwewa	-	1000.00 - 1100.00	800.00 - 900.00	140.00 - 160.00	-	50.00 - 60.00	50.00 - 60.00	50.00 - 60.00	70.00 - 80.00	60.00 - 65.00
Bandarawela	340.00 - 360.00	1200.00 - 1300.00	800.00 - 1000.00	200.00 - 220.00	200.00 - 220.00	50.00 - 60.00	50.00 - 60.00	50.00 - 60.00	100.00 - 110.00	80.00 - 85.00
Matale	320.00 - 400.00	1400.00 - 1500.00	600.00 - 800.00	230.00 - 240.00	200.00 - 220.00	50.00 - 60.00	60.00 - 70.00	50.00 - 60.00	100.00 - 110.00	85.00 - 95.00

Table 08: Selected Markets: Retail Price of Fruits (Rs/each & Rs/Kg)

Week 50: 08 - 14 December 2023

19

LOCATIONS	Banana					Pineapple			Mango	
	Ambul (Rs/Kg)	Kolikuttu (Rs/Kg)	Seeni (Rs/Kg)	Anamalu	Ambun	Large	Medium	Small	Betti	Karthakolomban
Colombo	100.00 - 260.00	350.00 - 600.00	150.00 - 260.00	28.00 - 43.00	36.00 - 58.00	500.00 - 680.00	450.00 - 600.00	400.00 - 550.00	-	65.00 - 135.00
Gampaha	200.00 - 200.00	400.00 - 450.00	180.00 - 180.00	30.00 - 30.00	38.00 - 40.00	750.00 - 800.00	450.00 - 500.00	280.00 - 300.00	-	70.00 - 80.00
Kurunegala	180.00 - 250.00	500.00 - 600.00	160.00 - 200.00	20.00 - 25.00	40.00 - 45.00	680.00 - 740.00	500.00 - 500.00	280.00 - 300.00	40.00 - 50.00	70.00 - 90.00
Nikaweratiya	230.00 - 250.00	550.00 - 570.00	200.00 - 220.00	-	48.00 - 50.00	800.00 - 950.00	650.00 - 750.00	520.00 - 600.00	-	40.00 - 50.00
Dambulla	180.00 - 200.00	480.00 - 520.00	160.00 - 200.00	-	40.00 - 42.00	600.00 - 650.00	500.00 - 550.00	300.00 - 350.00	20.00 - 25.00	50.00 - 60.00
Anuradhapura	200.00 - 260.00	480.00 - 550.00	180.00 - 200.00	24.00 - 36.00	40.00 - 50.00	750.00 - 900.00	600.00 - 670.00	400.00 - 540.00	-	50.00 - 70.00
Thambuththegama	200.00 - 230.00	450.00 - 500.00	200.00 - 230.00	28.00 - 33.00	45.00 - 48.00	825.00 - 900.00	675.00 - 750.00	540.00 - 600.00	-	50.00 - 70.00
Polonnaruwa	250.00 - 280.00	500.00 - 550.00	150.00 - 180.00	30.00 - 30.00	35.00 - 40.00	750.00 - 800.00	600.00 - 650.00	500.00 - 550.00	-	100.00 - 140.00
Kaluthara	220.00 - 240.00	460.00 - 500.00	160.00 - 190.00	30.00 - 33.00	38.00 - 41.00	550.00 - 580.00	430.00 - 480.00	-	-	50.00 - 80.00
Badulla	150.00 - 180.00	440.00 - 500.00	140.00 - 170.00	23.00 - 25.00	32.00 - 34.00	700.00 - 740.00	500.00 - 550.00	280.00 - 320.00	-	40.00 - 70.00
Keppetipola	210.00 - 220.00	520.00 - 550.00	180.00 - 190.00	34.00 - 36.00	50.00 - 52.00	-	520.00 - 540.00	350.00 - 360.00	32.00 - 35.00	50.00 - 60.00
Moneragala	180.00 - 200.00	400.00 - 450.00	100.00 - 140.00	25.00 - 30.00	30.00 - 35.00	675.00 - 750.00	-	-	-	30.00 - 40.00
Kegalle	180.00 - 200.00	550.00 - 600.00	180.00 - 220.00	20.00 - 25.00	20.00 - 30.00	550.00 - 650.00	350.00 - 450.00	200.00 - 250.00	-	50.00 - 80.00
Ampara	160.00 - 190.00	400.00 - 480.00	100.00 - 140.00	22.00 - 30.00	28.00 - 38.00	-	-	550.00 - 630.00	-	50.00 - 50.00
Dehiattakandiya	150.00 - 200.00	480.00 - 500.00	150.00 - 180.00	-	40.00 - 50.00	550.00 - 600.00	440.00 - 440.00	-	-	50.00 - 80.00
Nuwaraeliya	220.00 - 230.00	540.00 - 560.00	200.00 - 220.00	34.00 - 36.00	53.00 - 56.00	-	550.00 - 580.00	400.00 - 440.00	25.00 - 30.00	50.00 - 60.00
Kandy	230.00 - 240.00	540.00 - 550.00	170.00 - 180.00	25.00 - 28.00	38.00 - 42.00	600.00 - 650.00	400.00 - 450.00	250.00 - 300.00	30.00 - 35.00	50.00 - 80.00
Puttalam	160.00 - 220.00	450.00 - 550.00	170.00 - 200.00	22.00 - 28.00	-	700.00 - 800.00	-	250.00 - 320.00	-	50.00 - 60.00
Rathnapura	-	-	-	-	-	-	-	-	-	-
Hambantota	180.00 - 220.00	500.00 - 550.00	180.00 - 200.00	25.00 - 28.00	30.00 - 35.00	900.00 - 980.00	720.00 - 780.00	380.00 - 440.00	-	70.00 - 90.00
Matara	200.00 - 230.00	500.00 - 550.00	160.00 - 180.00	23.00 - 25.00	34.00 - 35.00	900.00 - 975.00	750.00 - 825.00	380.00 - 400.00	-	60.00 - 100.00
Galle	180.00 - 200.00	550.00 - 600.00	160.00 - 200.00	36.00 - 38.00	36.00 - 38.00	650.00 - 700.00	550.00 - 600.00	-	-	100.00 - 120.00
Tissamaharama	160.00 - 180.00	400.00 - 550.00	160.00 - 170.00	45.00 - 50.00	55.00 - 60.00	580.00 - 600.00	500.00 - 520.00	420.00 - 450.00	20.00 - 30.00	50.00 - 80.00
Meegoda (DEC)	180.00 - 180.00	480.00 - 480.00	200.00 - 200.00	40.00 - 42.00	42.00 - 45.00	765.00 - 816.00	585.00 - 624.00	450.00 - 480.00	-	50.00 - 50.00
Embilipitiya	120.00 - 150.00	300.00 - 450.00	130.00 - 160.00	30.00 - 40.00	35.00 - 40.00	500.00 - 600.00	400.00 - 450.00	250.00 - 350.00	40.00 - 50.00	60.00 - 100.00
Jaffna	100.00 - 120.00	350.00 - 370.00	130.00 - 140.00	-	-	900.00 - 950.00	650.00 - 800.00	500.00 - 600.00	-	100.00 - 120.00
Vavuniya	140.00 - 160.00	300.00 - 350.00	120.00 - 160.00	38.00 - 40.00	-	850.00 - 900.00	650.00 - 750.00	400.00 - 500.00	-	100.00 - 110.00
Mannar	140.00 - 160.00	350.00 - 400.00	120.00 - 150.00	24.00 - 30.00	-	600.00 - 650.00	500.00 - 550.00	400.00 - 450.00	30.00 - 40.00	45.00 - 50.00
Killinochchi	130.00 - 150.00	400.00 - 440.00	130.00 - 150.00	30.00 - 33.00	30.00 - 33.00	600.00 - 660.00	500.00 - 540.00	400.00 - 450.00	30.00 - 40.00	50.00 - 60.00
Mullaitivu	-	-	-	-	-	-	-	-	-	-
Batticaloa	180.00 - 200.00	550.00 - 600.00	150.00 - 160.00	20.00 - 25.00	-	580.00 - 600.00	500.00 - 540.00	380.00 - 400.00	30.00 - 30.00	40.00 - 45.00
Trincomalee	160.00 - 200.00	420.00 - 450.00	150.00 - 170.00	-	-	700.00 - 750.00	480.00 - 550.00	330.00 - 360.00	-	110.00 - 115.00
Veyangoda	200.00 - 250.00	500.00 - 600.00	200.00 - 220.00	22.00 - 25.00	31.00 - 48.00	700.00 - 750.00	500.00 - 600.00	350.00 - 400.00	-	60.00 - 100.00
Galenbindunuwewa	200.00 - 220.00	400.00 - 450.00	150.00 - 180.00	28.00 - 30.00	35.00 - 40.00	750.00 - 900.00	600.00 - 700.00	450.00 - 550.00	-	50.00 - 80.00
Bandarawela	180.00 - 200.00	460.00 - 480.00	160.00 - 180.00	24.00 - 26.00	32.00 - 34.00	-	500.00 - 520.00	320.00 - 340.00	-	50.00 - 70.00
Matale	150.00 - 160.00	500.00 - 540.00	150.00 - 160.00	28.00 - 30.00	38.00 - 40.00	700.00 - 790.00	500.00 - 540.00	300.00 - 320.00	-	50.00 - 60.00

Table 08 (Contd.)

LOCATIONS	Mango				Other Fruits							
	Vilad		Kohu		Papaw (Rs/Kg)	Passion	Wood Apple	Orange	Avocado	Slime Apple	Grapes (Rs/Kg)	King Coconut
Colombo	-	-	-	-	130.00 - 260.00	30.00 - 75.00	30.00 - 100.00	160.00 - 300.00	100.00 - 200.00	90.00 - 120.00	1600.00 - 2500.00	100.00 - 150.00
Gampaha	-	-	-	-	160.00 - 180.00	30.00 - 60.00	70.00 - 80.00	170.00 - 180.00	200.00 - 200.00	80.00 - 90.00	2300.00 - 2300.00	120.00 - 120.00
Kurunegala	30.00 - 40.00	20.00 - 30.00	-	-	100.00 - 130.00	50.00 - 50.00	60.00 - 70.00	100.00 - 150.00	140.00 - 150.00	100.00 - 120.00	2000.00 - 2000.00	120.00 - 130.00
Nikaweratiya	-	-	-	-	100.00 - 130.00	40.00 - 50.00	50.00 - 60.00	120.00 - 130.00	150.00 - 180.00	-	2500.00 - 2500.00	100.00 - 100.00
Dambulla	20.00 - 25.00	10.00 - 15.00	-	-	140.00 - 150.00	20.00 - 25.00	50.00 - 60.00	80.00 - 100.00	150.00 - 160.00	80.00 - 100.00	2500.00 - 2600.00	100.00 - 110.00
Anuradhapura	-	-	-	-	120.00 - 160.00	-	30.00 - 50.00	100.00 - 120.00	120.00 - 150.00	80.00 - 100.00	2000.00 - 3000.00	130.00 - 150.00
Thambuththegama	20.00 - 30.00	-	-	-	120.00 - 160.00	-	-	-	-	-	2000.00 - 2300.00	-
Polonnaruwa	-	-	-	-	150.00 - 180.00	-	40.00 - 60.00	-	-	-	2000.00 - 2200.00	120.00 - 130.00
Kaluthara	-	-	-	-	140.00 - 180.00	40.00 - 50.00	50.00 - 70.00	-	-	80.00 - 100.00	1900.00 - 2100.00	100.00 - 120.00
Badulla	30.00 - 40.00	20.00 - 25.00	-	-	120.00 - 140.00	35.00 - 40.00	50.00 - 60.00	120.00 - 140.00	100.00 - 120.00	60.00 - 70.00	2200.00 - 2300.00	120.00 - 140.00
Keppetipola	30.00 - 34.00	15.00 - 18.00	-	-	160.00 - 170.00	25.00 - 28.00	45.00 - 50.00	130.00 - 140.00	130.00 - 140.00	80.00 - 90.00	2500.00 - 2600.00	140.00 - 150.00
Moneragala	15.00 - 20.00	10.00 - 15.00	-	-	140.00 - 160.00	15.00 - 25.00	30.00 - 40.00	100.00 - 120.00	110.00 - 150.00	60.00 - 80.00	2000.00 - 2400.00	100.00 - 120.00
Kegalle	30.00 - 40.00	20.00 - 25.00	-	-	150.00 - 180.00	20.00 - 25.00	30.00 - 50.00	100.00 - 120.00	-	60.00 - 80.00	2000.00 - 2100.00	120.00 - 130.00
Ampara	20.00 - 20.00	-	-	-	160.00 - 180.00	50.00 - 50.00	26.00 - 30.00	-	-	-	1800.00 - 2200.00	120.00 - 130.00
Dehiattakandiya	-	-	-	-	140.00 - 180.00	50.00 - 60.00	30.00 - 50.00	100.00 - 100.00	-	60.00 - 60.00	2500.00 - 2800.00	100.00 - 130.00
Nuwaraeliya	25.00 - 28.00	15.00 - 18.00	-	-	160.00 - 180.00	24.00 - 26.00	50.00 - 60.00	130.00 - 140.00	140.00 - 150.00	85.00 - 100.00	2500.00 - 2600.00	130.00 - 150.00
Kandy	40.00 - 50.00	18.00 - 20.00	-	-	160.00 - 180.00	35.00 - 40.00	50.00 - 60.00	100.00 - 120.00	100.00 - 120.00	70.00 - 80.00	1800.00 - 2000.00	120.00 - 130.00
Puttalam	-	-	-	-	120.00 - 150.00	-	-	-	100.00 - 120.00	-	2600.00 - 3000.00	100.00 - 130.00
Hambantota	-	-	-	-	150.00 - 180.00	-	20.00 - 25.00	-	-	-	2000.00 - 2100.00	100.00 - 110.00
Rathnapura	-	-	-	-	-	-	-	-	-	-	-	-
Matara	-	-	-	-	160.00 - 170.00	45.00 - 50.00	38.00 - 41.00	180.00 - 190.00	150.00 - 160.00	46.00 - 50.00	2000.00 - 2100.00	120.00 - 130.00
Galle	-	25.00 - 30.00	-	-	180.00 - 200.00	55.00 - 60.00	40.00 - 50.00	100.00 - 110.00	140.00 - 180.00	90.00 - 120.00	2000.00 - 2500.00	100.00 - 150.00
Tissamaharama	20.00 - 35.00	-	-	-	160.00 - 180.00	30.00 - 40.00	25.00 - 30.00	-	-	-	1600.00 - 2100.00	100.00 - 100.00
Meegoda (DEC)	-	-	-	-	150.00 - 160.00	-	40.00 - 45.00	-	-	-	2000.00 - 2000.00	100.00 - 120.00
Embilipitiya	40.00 - 50.00	20.00 - 30.00	-	-	140.00 - 160.00	20.00 - 40.00	60.00 - 80.00	100.00 - 120.00	100.00 - 120.00	40.00 - 50.00	1500.00 - 2200.00	120.00 - 130.00
Jaffna	45.00 - 55.00	-	-	-	70.00 - 90.00	-	45.00 - 55.00	-	100.00 - 120.00	-	2800.00 - 3000.00	150.00 - 160.00
Vavuniya	30.00 - 35.00	-	-	-	80.00 - 90.00	35.00 - 40.00	25.00 - 30.00	-	-	-	2000.00 - 2150.00	100.00 - 110.00
Mannar	25.00 - 30.00	-	-	-	100.00 - 120.00	35.00 - 45.00	20.00 - 25.00	80.00 - 90.00	-	100.00 - 130.00	2400.00 - 2600.00	120.00 - 150.00
Killinochchi	30.00 - 40.00	-	-	-	100.00 - 120.00	40.00 - 50.00	30.00 - 35.00	-	-	-	2400.00 - 2500.00	120.00 - 130.00
Mullaitivu	-	-	-	-	-	-	-	-	-	-	-	-
Batticaloa	35.00 - 40.00	-	-	-	160.00 - 180.00	50.00 - 52.00	45.00 - 50.00	150.00 - 150.00	150.00 - 180.00	-	2000.00 - 2200.00	130.00 - 140.00
Trincomalee	45.00 - 50.00	-	-	-	120.00 - 140.00	47.00 - 52.00	37.50 - 40.00	-	-	-	2400.00 - 2460.00	130.00 - 140.00
Veyangoda	-	-	-	-	150.00 - 180.00	40.00 - 45.00	50.00 - 60.00	-	120.00 - 160.00	83.00 - 120.00	2500.00 - 2800.00	100.00 - 150.00
Galenbindunuwewa	-	-	-	-	120.00 - 160.00	-	-	-	-	-	2500.00 - 2800.00	120.00 - 130.00
Bandarawela	35.00 - 40.00	20.00 - 25.00	-	-	130.00 - 150.00	40.00 - 45.00	45.00 - 50.00	120.00 - 140.00	90.00 - 100.00	70.00 - 80.00	2000.00 - 2200.00	120.00 - 140.00
Matale	35.00 - 40.00	20.00 - 25.00	-	-	100.00 - 120.00	30.00 - 40.00	55.00 - 60.00	-	-	-	2000.00 - 2200.00	100.00 - 120.00

Table 09: Selected Markets: Wholesale Price of Fresh Fish & Eggs (Rs/Kg & Rs/Egg)

Week 50: 08 - 14 December 2023

Locations	Sea Fish					
	Salaya	Hurulla	Balaya	Kelawalla	Thora	Paraw
Colombo	180.00 – 350.00	500.00 – 700.00	700.00 – 900.00	900.00 – 1100.00	1800.00 – 2600.00	1100.00 – 1250.00
Kandy	300.00 – 330.00	500.00 – 550.00	900.00 – 980.00	1100.00 – 1200.00	1900.00 – 2000.00	1000.00 – 1200.00
Kaluthara	300.00 – 340.00	520.00 – 580.00	700.00 – 800.00	920.00 – 960.00	-	-
Puttalam	300.00 – 350.00	450.00 – 650.00	700.00 – 820.00	900.00 – 1300.00	-	-
Matara	200.00 – 250.00	400.00 – 500.00	900.00 – 1000.00	1350.00 – 1450.00	-	1300.00 – 1400.00
Hambantota	250.00 – 300.00	400.00 – 500.00	800.00 – 850.00	1100.00 – 1200.00	1200.00 – 1400.00	850.00 – 900.00
Galle	-	-	700.00 – 750.00	900.00 – 1100.00	1500.00 – 1600.00	1000.00 – 1100.00
Batticaloa	350.00 – 400.00	300.00 – 450.00	600.00 – 700.00	1400.00 – 1500.00	1400.00 – 1500.00	1400.00 – 1600.00
Trincomalee	380.00 – 400.00	420.00 – 450.00	1250.00 – 1300.00	1850.00 – 1920.00	1900.00 – 1950.00	1480.00 – 1600.00
Mannar	90.00 – 110.00	320.00 – 350.00	-	-	-	900.00 – 950.00

Locations	Sea Fish				Eggs	
	Mora	Shrimps	Thalapath	Teppeli	Brown	White
Colombo	1000.00 – 1150.00	1550.00 – 1700.00	1450.00 – 2300.00	-	50.00 – 58.00	48.00 – 56.00
Kandy	-	1600.00 – 1700.00	1800.00 – 1900.00	-	53.00 – 54.00	51.00 – 52.00
Kaluthara	-	-	1340.00 – 1400.00	-	-	-
Puttalam	1000.00 – 1350.00	900.00 – 1150.00	-	-	47.00 – 49.00	46.00 – 48.00
Matara	-	1800.00 – 1900.00	1400.00 – 1600.00	-	57.00 – 58.00	54.00 – 55.00
Hambantota	-	-	-	-	-	50.00 – 51.00
Galle	900.00 – 1000.00	-	-	-	56.00 – 61.00	56.00 – 60.00
Batticaloa	1000.00 – 1200.00	1400.00 – 1500.00	1400.00 – 1500.00	-	62.00 – 63.00	62.00 – 63.00
Trincomalee	1300.00 – 1400.00	1000.00 – 1150.00	-	-	58.00 – 58.00	56.00 – 58.00
Mannar	-	900.00 – 1000.00	-	-	63.00 – 64.00	60.00 – 62.00

Table 10: Selected Markets: Wholesale Price of Dried Fish (Rs/50Kg)

Week 50: 08 - 14 December 2023

Locations	Local Dried Fish					
	Sprats	Kattawa	Thora	Mora	Balaya	Anguluwa
Colombo	57500 – 72500	-	-	82500 – 90000	40000 – 46000	-
Kandy	60000 – 65000	-	-	90000 – 95000	45000 – 47500	-
Batticaloa	51500 – 55000	105000 – 110000	-	95000 – 100000	45000 – 50000	52500 – 55000
Trincomalee	50000 – 57500	-	-	-	46000 – 48000	37500 – 40000
Mannar	52500 – 55000	75000 – 80000	-	75000 – 80000	45000 – 50000	35000 – 40000

Locations	Local Dried Fish			Imported Dried Fish		
	Maduwa	Koduwa	Salaya	Sprats	Kattawa	Thora
Colombo	64000 – 70000	-	17000 – 22500	44000 – 52500	62500 – 67500	-
Kandy	64000 – 65000	-	19000 – 20000	50000 – 52500	70000 – 72500	-
Batticaloa	60000 – 65000	-	37500 – 42500	60000 – 65000	-	-
Trincomalee	37000 – 39000	-	23000 – 25000	37500 – 40000	93000 – 95000	-
Mannar	47500 – 50000	45000 – 47500	30000 – 35000	52500 – 55000	-	-

Locations	Imported Dried Fish					
	Mora	Balaya	Anguluwa	Maduwa	Koduwa	Salaya
Colombo	-	-	70000 – 77500	-	-	-
Kandy	-	-	-	-	-	-
Batticaloa	-	-	-	-	-	-
Trincomalee	-	-	-	-	-	-
Mannar	-	-	-	-	-	-

Table 11: Selected Markets: Retail Price of Fresh Fish & Eggs (Rs/Kg & Rs/Eggs)

Week 50: 08 - 14 December 2023

LOCATIONS	Sea Fish										Eggs								
	Salaya		Hurulla		Balaya		Kelawalla		Thora		Paraw		Mora		Thalapath		Brown		White
Colombo	360.00 - 500.00	600.00 - 800.00	900.00 - 1600.00	1200.00 - 2400.00	2500.00 - 3400.00	1300.00 - 2600.00	-	2400.00 - 3000.00	52.00 - 59.00	50.00 - 57.00									
Gampaha	500.00 - 500.00	-	-	1800.00 - 1800.00	-	-	-	-	60.00 - 65.00	60.00 - 63.00									
Kurunegala	460.00 - 500.00	600.00 - 680.00	1300.00 - 1300.00	2000.00 - 2000.00	-	-	-	2300.00 - 2300.00	48.00 - 48.00	46.00 - 46.00									
Nikaweratiya	500.00 - 600.00	800.00 - 800.00	1000.00 - 1200.00	1800.00 - 2000.00	-	1700.00 - 2200.00	-	2600.00 - 2600.00	60.00 - 60.00	54.00 - 60.00									
Dambulla	360.00 - 400.00	700.00 - 800.00	900.00 - 1000.00	1600.00 - 1800.00	2500.00 - 2500.00	1800.00 - 2000.00	1600.00 - 1700.00	2000.00 - 2000.00	60.00 - 62.00	59.00 - 60.00									
Anuradhapura	500.00 - 550.00	700.00 - 800.00	1050.00 - 1100.00	1900.00 - 2000.00	-	1200.00 - 1300.00	-	2300.00 - 2400.00	-	57.00 - 62.00									
Thambuththegama	360.00 - 400.00	580.00 - 600.00	900.00 - 1100.00	1700.00 - 1800.00	-	-	-	-	-	58.00 - 60.00									
Polonnaruwa	400.00 - 500.00	600.00 - 700.00	1400.00 - 1600.00	1700.00 - 1800.00	2000.00 - 2200.00	1500.00 - 1800.00	1700.00 - 1800.00	2000.00 - 2200.00	-	55.00 - 59.00									
Kaluthara	400.00 - 440.00	700.00 - 760.00	-	1460.00 - 1500.00	-	1700.00 - 1800.00	-	1980.00 - 2200.00	-	55.00 - 57.00									
Badulla	380.00 - 400.00	680.00 - 700.00	1400.00 - 1500.00	1800.00 - 2000.00	-	1400.00 - 1600.00	1500.00 - 1700.00	2200.00 - 2300.00	60.00 - 62.00	58.00 - 60.00									
Keppetipola	460.00 - 480.00	760.00 - 780.00	1100.00 - 1200.00	1700.00 - 1800.00	-	1500.00 - 1600.00	1600.00 - 1700.00	2300.00 - 2400.00	55.00 - 56.00	53.00 - 55.00									
Moneragala	500.00 - 550.00	700.00 - 800.00	1000.00 - 1100.00	2300.00 - 2400.00	2500.00 - 2600.00	1200.00 - 1300.00	1450.00 - 1500.00	2600.00 - 2800.00	58.00 - 62.00	58.00 - 60.00									
Kegalle	500.00 - 600.00	700.00 - 800.00	1500.00 - 1550.00	1900.00 - 2000.00	-	1950.00 - 2000.00	1600.00 - 1700.00	2000.00 - 2100.00	64.00 - 66.00	62.00 - 64.00									
Ampara	400.00 - 400.00	-	-	-	-	-	-	2400.00 - 2400.00	58.00 - 58.00	52.00 - 60.00									
Dehiattakandiya	380.00 - 400.00	600.00 - 600.00	1400.00 - 1400.00	1800.00 - 1800.00	-	1400.00 - 1400.00	1300.00 - 1300.00	2200.00 - 2200.00	50.00 - 60.00	58.00 - 60.00									
Nuwaraeliya	460.00 - 480.00	780.00 - 800.00	1200.00 - 1300.00	1800.00 - 1900.00	2800.00 - 2900.00	1500.00 - 1600.00	1600.00 - 1700.00	2400.00 - 2500.00	54.00 - 56.00	53.00 - 55.00									
Kandy	400.00 - 450.00	650.00 - 700.00	1100.00 - 1200.00	1700.00 - 1800.00	2400.00 - 2500.00	1500.00 - 1600.00	-	2200.00 - 2300.00	59.00 - 60.00	55.00 - 57.00									
Puttalam	400.00 - 500.00	600.00 - 800.00	750.00 - 900.00	1000.00 - 1600.00	-	1200.00 - 1450.00	-	-	49.00 - 50.00	47.00 - 49.00									
Hambantota	300.00 - 400.00	600.00 - 700.00	1400.00 - 1600.00	2000.00 - 2100.00	2000.00 - 2200.00	1800.00 - 2000.00	-	-	-	55.00 - 56.00									
Rathnapura	-	-	-	-	-	-	-	-	-	-									
Matara	350.00 - 400.00	600.00 - 700.00	1400.00 - 1600.00	2000.00 - 2100.00	-	1800.00 - 2000.00	-	2000.00 - 2100.00	58.00 - 60.00	55.00 - 57.00									
Galle	350.00 - 400.00	550.00 - 600.00	1000.00 - 1300.00	1800.00 - 2000.00	2000.00 - 2200.00	1600.00 - 1800.00	1800.00 - 2000.00	2400.00 - 2600.00	56.00 - 62.00	50.00 - 61.00									
Tissamaharama	400.00 - 500.00	550.00 - 650.00	1700.00 - 1800.00	2000.00 - 2200.00	-	-	-	2000.00 - 2200.00	-	55.00 - 60.00									
Meegoda	560.00 - 600.00	700.00 - 700.00	-	2200.00 - 2200.00	-	-	-	2700.00 - 2700.00	62.00 - 65.00	60.00 - 60.00									
Embilipitiya	500.00 - 600.00	600.00 - 700.00	1150.00 - 1250.00	1800.00 - 2000.00	2000.00 - 2200.00	1500.00 - 1600.00	-	2000.00 - 2100.00	60.00 - 64.00	52.00 - 60.00									
Jaffna	300.00 - 330.00	500.00 - 550.00	800.00 - 850.00	-	2000.00 - 2100.00	2000.00 - 2100.00	2450.00 - 2600.00	-	60.00 - 60.00	60.00 - 60.00									
Vavuniya	400.00 - 500.00	600.00 - 700.00	800.00 - 900.00	2000.00 - 2150.00	2400.00 - 2500.00	1600.00 - 1700.00	2000.00 - 2150.00	2400.00 - 2500.00	59.00 - 62.00	58.00 - 60.00									
Mannar	200.00 - 250.00	400.00 - 450.00	700.00 - 800.00	-	-	1100.00 - 1200.00	1500.00 - 1800.00	-	65.00 - 66.00	63.00 - 64.00									
Killinochchi	400.00 - 450.00	-	800.00 - 900.00	-	-	1900.00 - 2000.00	-	-	61.00 - 62.00	59.00 - 60.00									
Mullaitivu	-	-	-	-	-	-	-	-	-	-									
Batticaloa	600.00 - 700.00	600.00 - 700.00	1400.00 - 1500.00	2200.00 - 2400.00	2200.00 - 2300.00	2200.00 - 2400.00	2000.00 - 2100.00	2200.00 - 2400.00	64.00 - 65.00	64.00 - 65.00									
Trincomalee	520.00 - 550.00	580.00 - 650.00	1450.00 - 1500.00	2200.00 - 2300.00	2320.00 - 2400.00	1860.00 - 2000.00	1950.00 - 2000.00	-	60.00 - 60.00	60.00 - 60.00									
Veyangoda	600.00 - 600.00	800.00 - 800.00	-	2000.00 - 2000.00	2400.00 - 2400.00	-	-	2400.00 - 2400.00	50.00 - 51.00	50.00 - 60.00									
Galenbindunuwewa	500.00 - 500.00	700.00 - 700.00	1000.00 - 1000.00	2400.00 - 2400.00	2800.00 - 2800.00	2400.00 - 2400.00	1800.00 - 1800.00	2600.00 - 2600.00	-	55.00 - 63.00									
Bandarawela	450.00 - 500.00	700.00 - 750.00	1200.00 - 1300.00	1900.00 - 2000.00	-	1400.00 - 1500.00	-	2200.00 - 2300.00	60.00 - 62.00	58.00 - 60.00									
Matale	450.00 - 500.00	600.00 - 760.00	1300.00 - 1400.00	1900.00 - 2000.00	2200.00 - 2300.00	1600.00 - 1700.00	1600.00 - 1700.00	2200.00 - 2300.00	58.00 - 62.00	56.00 - 59.00									

Table 12: Selected Markets: Retail Price of Dried Fish (Rs/Kg)

Week 50: 08 - 14 December 2023

LOCATIONS	Dried Fish													
	Sprats-Imported		Kattawa		Thora		Mora		Balaya		Anguluwa		Salaya	
Colombo	1200.00	1300.00	1800.00	2400.00	-	-	2000.00	2600.00	1400.00	1800.00	2000.00	2800.00	800.00	1000.00
Gampaha	1200.00	1400.00	2000.00	2000.00	3000.00	3000.00	2400.00	2400.00	1400.00	1400.00	2000.00	2000.00	800.00	800.00
Kurunegala	1100.00	1400.00	1800.00	2200.00	2900.00	3000.00	2000.00	2200.00	1200.00	1400.00	1500.00	2000.00	700.00	700.00
Nikaweratiya	1100.00	1500.00	1800.00	2000.00	-	-	2000.00	2200.00	1200.00	1400.00	2200.00	2400.00	-	-
Dambulla	1100.00	1200.00	2200.00	2200.00	-	-	2000.00	2200.00	1200.00	1300.00	1600.00	1700.00	-	-
Anuradhapura	1100.00	1400.00	2000.00	2400.00	-	-	2000.00	2400.00	1200.00	1600.00	2000.00	2800.00	800.00	1000.00
Thambuththegama	1100.00	1300.00	2200.00	2400.00	-	-	1900.00	2200.00	1200.00	1300.00	1200.00	1300.00	-	-
Polonnaruwa	1200.00	1300.00	1900.00	2200.00	2800.00	2800.00	2200.00	2300.00	1000.00	1100.00	1300.00	1400.00	-	-
Kaluthara	1200.00	1300.00	2000.00	2200.00	-	-	2200.00	2400.00	1300.00	1500.00	2000.00	2200.00	800.00	980.00
Badulla	1200.00	1300.00	2300.00	2400.00	-	-	2100.00	2200.00	1200.00	1400.00	-	-	800.00	900.00
Keppetipola	1250.00	1300.00	2350.00	2380.00	-	-	2340.00	2350.00	1250.00	1260.00	2260.00	2280.00	1100.00	1200.00
Moneragala	1350.00	1400.00	2000.00	2400.00	-	-	2200.00	2400.00	1500.00	1600.00	2200.00	2400.00	800.00	900.00
Kegalle	1100.00	1300.00	2000.00	2150.00	-	-	2000.00	2100.00	1100.00	1250.00	-	-	-	-
Ampara	1200.00	1300.00	1750.00	1800.00	-	-	1800.00	2000.00	1000.00	1200.00	-	-	-	-
Dehiattakandiya	1200.00	1400.00	2600.00	2600.00	-	-	2200.00	2400.00	1200.00	1600.00	-	-	-	-
Nuwaraeliya	1200.00	1300.00	2460.00	2480.00	-	-	2250.00	2280.00	1460.00	1480.00	2280.00	2300.00	1200.00	1250.00
Kandy	1200.00	1400.00	2300.00	2400.00	-	-	2200.00	2300.00	1500.00	1600.00	1900.00	2000.00	900.00	950.00
Puttalam	1100.00	1350.00	2400.00	2600.00	-	-	1800.00	2200.00	1200.00	1400.00	1000.00	1400.00	600.00	800.00
Hambantota	1250.00	1300.00	1900.00	2100.00	-	-	-	-	1100.00	1300.00	2000.00	2100.00	-	-
Rathnapura	-	-	-	-	-	-	-	-	-	-	-	-	-	-
Matara	1200.00	1300.00	2000.00	2200.00	-	-	1800.00	2000.00	1000.00	1300.00	2000.00	2000.00	-	-
Galle	1200.00	1400.00	2200.00	2400.00	2600.00	2600.00	2200.00	2400.00	1000.00	1400.00	1800.00	2000.00	800.00	950.00
Tissamaharama	-	-	2000.00	2000.00	-	-	2000.00	2000.00	1200.00	1600.00	-	-	-	-
Meegoda	1100.00	1200.00	1800.00	1800.00	-	-	1800.00	2000.00	1200.00	1400.00	1800.00	1800.00	1000.00	1000.00
Embilipitiya	1100.00	1350.00	1850.00	2000.00	-	-	2000.00	2200.00	1200.00	1500.00	2000.00	2200.00	600.00	750.00
Jaffna	1100.00	1200.00	2100.00	2300.00	2900.00	3500.00	2300.00	2500.00	1300.00	1600.00	1100.00	1300.00	-	-
Vavuniya	-	-	1600.00	1700.00	-	-	2000.00	2150.00	1200.00	1250.00	-	-	-	-
Mannar	1150.00	1200.00	1700.00	2000.00	-	-	1800.00	2000.00	1100.00	1200.00	900.00	1000.00	800.00	900.00
Killinochchi	1100.00	1200.00	2400.00	2500.00	-	-	-	-	1800.00	1900.00	1200.00	1300.00	950.00	1050.00
Mullaittivu	-	-	-	-	-	-	-	-	-	-	-	-	-	-
Batticaloa	1200.00	1300.00	2250.00	2400.00	-	-	2100.00	2200.00	1100.00	1200.00	1200.00	1300.00	900.00	1000.00
Trincomalee	1300.00	1400.00	2050.00	2350.00	-	-	-	-	1240.00	1300.00	1100.00	1200.00	680.00	900.00
Veyangoda	1120.00	1400.00	1600.00	2000.00	-	-	2000.00	2200.00	1200.00	1400.00	1600.00	2000.00	800.00	1000.00
Galenbindunuwewa	1200.00	1400.00	2000.00	2200.00	2600.00	2800.00	2000.00	2200.00	1400.00	1600.00	2200.00	2400.00	800.00	1000.00
Bandarawela	1200.00	1400.00	2200.00	2400.00	-	-	2000.00	2200.00	1400.00	1500.00	-	-	800.00	900.00
Matale	1100.00	1300.00	2300.00	2400.00	2800.00	3000.00	2100.00	2200.00	1300.00	1400.00	1600.00	1700.00	700.00	800.00

Table 13: Selected Markets: Retail Price of Meat (Rs/Kg)

Week 50: 08 - 14 December 2023

LOCATIONS	Meat	Meat (Chicken)		Meat	
	Beef	Broiler	Curry	Mutton	Pork
Colombo	2200.00 - 2500.00	1180.00 - 1400.00	1100.00 - 1380.00	3200.00 - 3400.00	1300.00 - 1600.00
Gampaha	2200.00 - 2200.00	1180.00 - 1200.00	1300.00 - 1300.00	3300.00 - 3300.00	1300.00 - 1300.00
Kurunegala	2000.00 - 2000.00	1100.00 - 1190.00	-	3000.00 - 3000.00	1300.00 - 1300.00
Nikaweratiya	2200.00 - 2400.00	1200.00 - 1250.00	-	-	-
Dambulla	-	1150.00 - 1350.00	-	-	1500.00 - 1600.00
Anuradhapura	2000.00 - 2200.00	1100.00 - 1220.00	-	3400.00 - 3400.00	1400.00 - 1500.00
Thambuththegama	2000.00 - 2200.00	950.00 - 1170.00	1100.00 - 1300.00	-	1450.00 - 1500.00
Polonnaruwa	1800.00 - 1800.00	1200.00 - 1300.00	-	-	1800.00 - 1800.00
Kaluthara	2200.00 - 2300.00	1180.00 - 1220.00	1380.00 - 1420.00	-	1300.00 - 1420.00
Badulla	1800.00 - 2000.00	1250.00 - 1350.00	1500.00 - 1550.00	2800.00 - 3000.00	-
Keppetipola	2000.00 - 2200.00	1250.00 - 1340.00	1360.00 - 1440.00	2900.00 - 3000.00	-
Moneragala	2100.00 - 2100.00	1250.00 - 1350.00	-	2600.00 - 2800.00	1500.00 - 1600.00
Kegalle	2200.00 - 2200.00	1100.00 - 1280.00	-	2900.00 - 3000.00	1750.00 - 1850.00
Ampara	2100.00 - 2100.00	900.00 - 1000.00	1200.00 - 1300.00	-	1400.00 - 1400.00
Dehiattakandiya	-	1120.00 - 1300.00	-	-	1400.00 - 1500.00
Nuwaraeliya	2000.00 - 2200.00	1250.00 - 1280.00	1360.00 - 1400.00	3000.00 - 3200.00	1550.00 - 1600.00
Kandy	2200.00 - 2200.00	1180.00 - 1200.00	1400.00 - 1450.00	3000.00 - 3000.00	1450.00 - 1500.00
Puttalam	2000.00 - 2200.00	900.00 - 1100.00	-	3200.00 - 3200.00	-
Hambantota	-	1250.00 - 1300.00	-	-	-
Rathnapura	-	-	-	-	-
Matara	-	1240.00 - 1250.00	-	-	-
Galle	2200.00 - 2200.00	1200.00 - 1250.00	1500.00 - 1500.00	3200.00 - 3300.00	-
Tissamaharama	-	1300.00 - 1400.00	-	2800.00 - 2800.00	1600.00 - 1750.00
Meegoda	-	1200.00 - 1220.00	1250.00 - 1400.00	-	1400.00 - 1400.00
Embilipitiya	2150.00 - 2200.00	920.00 - 1150.00	1250.00 - 1300.00	2900.00 - 3000.00	1450.00 - 1600.00
Jaffna	2000.00 - 2100.00	1150.00 - 1200.00	1450.00 - 1550.00	3450.00 - 3500.00	-
Vavuniya	2000.00 - 2150.00	1300.00 - 1400.00	-	2900.00 - 3000.00	-
Mannar	1700.00 - 1900.00	1300.00 - 1400.00	-	-	-
Killinochchi	1900.00 - 1950.00	1300.00 - 1350.00	1550.00 - 1600.00	3100.00 - 3200.00	-
Mullaittivu	-	-	-	-	-
Batticaloa	1600.00 - 1700.00	1200.00 - 1250.00	1400.00 - 1500.00	3000.00 - 3000.00	-
Trincomalee	1900.00 - 2000.00	1200.00 - 1300.00	1580.00 - 1600.00	-	-
Veyangoda	2200.00 - 2200.00	1170.00 - 1170.00	1300.00 - 1300.00	2950.00 - 3000.00	1500.00 - 1500.00
Galenbindunuwewa	1900.00 - 1900.00	1170.00 - 1200.00	-	-	1400.00 - 1500.00
Bandarawela	2000.00 - 2200.00	1200.00 - 1300.00	-	3000.00 - 3200.00	-
Matale	2000.00 - 2200.00	1250.00 - 1300.00	1400.00 - 1500.00	2900.00 - 3000.00	1500.00 - 1600.00

Table 14: Colombo: Wholesale Prices (Rs/Kg or Rs/Pieces)

Week 50: 08 - 14 December 2023

COMMODITY	Range	Average Price			Change Compared to		COMMODITY	Range	Average Price			Change Compared to		
		This Week	Last Week	Last Year	Last Week (%)	Last Year (%)			This Week	Last Week	Last Year	Last Week (%)	Last Year (%)	
Rice							Coconut							
Local							Large						95.00 102.82 87.60 -7.60 8.45	
Samba 1	230.00 - 235.00	231.44	230.75	213.00	0.30	8.66	Small						85.38 88.09 77.30 -3.08 10.45	
Samba 2	220.00 - 227.00	225.00	225.57	205.10	-0.25	9.70	Fruits (Rs/Fruit)							
Keeri Samba	310.00 - 320.00	315.83	312.50	222.50	1.07	41.95	Plantain							
Nadu 1	210.00 - 215.00	212.22	212.50	197.30	-0.13	7.56	Ambul (Rs/Kg)						80.00 - 140.00 106.92 124.62 144.17 -14.20 -25.83	
Nadu 2	205.00 - 207.00	205.22	205.75	192.00	-0.26	6.89	Kolikuttu (Rs/Kg)						300.00 - 380.00 333.33 391.67 353.33 -14.89 -5.66	
Raw (Red)	180.00 - 190.00	183.00	185.38	195.00	-1.28	-6.15	Seeni (Rs/Kg)						100.00 - 160.00 130.77 125.00 123.33 4.62 6.03	
Raw (White)	195.00 - 210.00	203.00	204.00	187.50	-0.49	8.27	Anamalu						22.00 - 30.00 25.69 23.17 18.00 10.90 42.74	
Imported							Ambun						28.00 - 32.00 30.00 29.00 21.00 3.45 42.86	
Samba	.	.	.	195.20	.	.	Papaw(Rs/Kg)						60.00 - 120.00 90.00 77.50 202.73 16.13 -55.61	
Nadu	.	.	.	171.20	.	.	Passion Fruit						25.00 - 35.00 29.64 25.33 38.18 16.99 -22.38	
Raw (Red)	Pineapple Large						480.00 - 530.00 505.56 542.50 592.00 -6.81 -14.60	
Raw (White)	.	.	.	162.60	.	.	Pineapple Medium						380.00 - 430.00 405.56 442.50 501.67 -8.35 -19.16	
Dried Chillies							Pineapple Small						280.00 - 330.00 305.56 342.50 413.33 -10.79 -26.08	
Imported	980.00 - 1050.00	1014.29	1026.67	1470.83	-1.21	-31.04	Mango							
Onion							Betti						20.00 - 22.00 21.00 19.00 10.53	
Sinnan	Karthakolomban						24.00 - 32.00 28.73 24.67 97.78 16.46 -70.62	
Vedalan	Vilad						20.00 - 35.00 25.57 19.25 48.89 32.84 -47.69	
Imported	390.00 - 420.00	405.71	400.00	527.22	1.43	-23.05	Kohu						.	
Big Onion							Other							
Imported	180.00 - 430.00	286.25	215.00	162.90	33.14	75.72	Wood Apple						26.00 - 32.00 29.00 25.38 23.17 14.24 25.18	
Local	Orange						150.00 - 200.00 174.00 156.00 81.82 11.54 112.67	
Potato							Avocado						180.00 - 280.00 230.00 141.54 137.50 62.50 67.27	
Welimada	.	.	320.00	.	.	.	Slime Apple						80.00 - 90.00 88.00 86.00 30.25 2.33 190.91	
N'Eliya	310.00 - 340.00	322.50	345.00	440.00	-6.52	-26.70	Grapes (Imp., Rs/Kg)						1350.00 - 1450.00 1400.00 1233.33 1440.00 13.51 -2.78	
Imported	180.00 - 235.00	207.00	207.78	187.50	-0.37	10.40	King Coconut						80.00 - 100.00 90.00 76.67 95.56 17.39 -5.81	
Pulses							Sea Fish							
Green Gram	800.00 - 850.00	836.25	786.67	1078.89	6.30	-22.49	Salaya						180.00 - 350.00 259.00 260.00 349.09 -0.38 -25.81	
Cowpea (White)	950.00 - 1100.00	1018.75	953.33	1170.00	6.86	-12.93	Hurulla						500.00 - 700.00 590.91 533.00 648.00 10.86 -8.81	
Cowpea (Red)	1000.00 - 1150.00	1065.00	977.14	1225.00	8.99	-13.06	Balaya						700.00 - 900.00 802.00 913.64 720.00 -12.22 11.39	
Red Dhal	295.00 - 305.00	300.00	299.17	351.80	0.28	-14.72	Kelawalla						900.00 - 1100.00 991.00 1144.00 1066.00 -13.37 -7.04	
Vegetable							Thora						1800.00 - 2600.00 2165.00 2090.00 1775.00 3.59 21.97	
Beans (Butter)	Paraw						1100.00 - 1250.00 1180.00 1150.00 1156.00 2.61 2.08	
Beans(Green)	300.00 - 550.00	425.00	574.55	338.00	-26.03	25.74	Mora						1000.00 - 1150.00 1070.00 875.00 22.29	
Carrot	250.00 - 330.00	284.00	286.00	298.00	-0.70	-4.70	Shrimps						1550.00 - 1700.00 1600.00 1609.00 1475.00 -0.56 8.47	
Leeks	200.00 - 240.00	219.00	242.00	344.00	-9.50	-36.34	Thalapath						1450.00 - 2300.00 1770.00 1890.00 1525.00 -6.35 16.07	
Beetroot	350.00 - 430.00	391.82	396.67	333.64	-1.22	17.44	Eggs							
Knolkhol	250.00 - 280.00	264.00	290.00	219.00	-8.97	20.55	Brown						50.00 - 58.00 54.00 45.38 50.00 19.01 8.00	
Raddish	180.00 - 220.00	200.00	178.00	82.00	12.36	143.90	White						48.00 - 56.00 52.00 43.25 49.75 20.23 4.52	
Cabbage	300.00 - 370.00	339.00	313.33	155.00	8.19	118.71	Dried Fish							
Tomato	450.00 - 550.00	495.00	482.00	155.00	2.70	219.35	Sprats						1150.00 - 1450.00 1323.00 1259.00 1216.36 5.08 8.77	
Ladies Fingers	130.00 - 180.00	146.36	152.00	119.00	-3.71	22.99	Sprats (Imported)						880.00 - 1050.00 944.17 914.17 970.00 3.28 -2.66	
Brinjal	350.00 - 400.00	378.00	324.00	188.00	16.67	101.06	Kattawa						.	
Capsicum	450.00 - 550.00	500.00	576.00	655.00	-13.19	-23.66	Kattawa (Imported)						1250.00 - 1350.00 1310.00 1261.00 1686.00 3.89 -22.30	
Pumpkin	120.00 - 150.00	137.00	103.00	82.00	33.01	67.07	Thora						.	
Cucumber	100.00 - 120.00	110.00	146.00	44.00	-24.66	150.00	Thora (Imported)						.	
Bitter Gourd	380.00 - 450.00	408.00	526.00	312.00	-22.43	30.77	Mora						1650.00 - 1800.00 1727.00 1760.00 1488.00 -1.88 16.06	
Snake Gourd	150.00 - 220.00	192.00	200.00	207.00	-4.00	-7.25	Mora (Imported)						.	
Drumstick	Balaya						800.00 - 920.00 867.00 864.00 757.00 0.35 14.53	
Luffa	250.00 - 280.00	266.00	269.00	195.00	-1.12	36.41	Balaya (Imported)						.	
Long Beans	180.00 - 300.00	228.00	273.00	229.00	-16.48	-0.44	Anguluwa						.	
Ash Plantain	240.00 - 280.00	257.00	251.00	202.00	2.39	27.23	Anguluwa (Imported)						1400.00 - 1550.00 1475.00 1524.00 1708.33 -3.22 -13.66	
Green Chillies	900.00 - 1100.00	1005.00	875.00	180.00	14.86	458.33	Maduwa						1280.00 - 1400.00 1344.00 1326.00 1210.00 1.36 11.07	
Lime	300.00 - 500.00	400.00	995.00	161.00	-59.80	148.45	Maduwa (Imported)						.	
Root Crops							Koduwa						.	
Sweet Potato	80.00 - 120.00	102.00	102.00	145.00	0.00	-29.66	Koduwa (Imported)						.	
Manioc	80.00 - 130.00	103.00	94.00	146.00	9.57	-29.45	Salaya						340.00 - 450.00 380.83 355.83 747.27 7.03 -49.04	
Leafy Vegetable							Salaya (Imported)						.	
Mukunuwenna	50.00 - 60.00	55.00	55.00	58.00	0.00	-5.17								
Kankun	50.00 - 60.00	55.00	55.00	58.00	0.00	-5.17								
Gotukola (Rs/Kg)	240.00 - 250.00	245.00	235.00	233.00	4.26	5.15								

This Week: Week 50: 08 - 14 December 2023
Last Week: Week 49: 01 - 07 December 2023

Table 15: Colombo &Suburbs: Retail Prices (Rs/Kg or Rs/Piece)

Week 50: 08 - 14 December 2023

COMMODITY	Range	Average Price			Change Compared to		COMMODITY	Range	Average Price			Change Compared to	
		This Week	Last Week	Last Year	Last Week	Last Year (%)			This Week	Last Week	Last Year	Last Week	Last Year (%)
<u>Rice</u>													
Local													
Samba 1	230.00 - 260.00	248.18	241.88	229.14	6.31	8.31	Large	100.00 - 120.00	116.25	116.97	107.73	-0.72	7.91
Samba 2	240.00 - 245.00	240.56	230.00	218.75	10.56	9.97	Small	90.00 - 100.00	92.04	95.00	90.52	-2.96	1.68
Keeri Samba	-	-	-	257.84	-	-	<u>Fruits (Rs/Fruit)</u>						
Nadu 1	220.00 - 230.00	226.43	225.36	219.43	1.07	3.19	Plantain						
Nadu 2	220.00 - 220.00	220.00	220.00	209.35	0.00	5.08	Ambul (Rs/Kg)	100.00 - 260.00	206.25	223.48	193.95	-17.23	6.34
Raw (Red)	200.00 - 210.00	204.40	203.83	216.57	0.57	-5.62	Kolikuttu (Rs/Kg)	350.00 - 600.00	530.00	561.82	436.84	-31.82	21.33
Raw (White)	210.00 - 220.00	215.19	215.00	209.71	0.19	2.62	Seeni (Rs/Kg)	150.00 - 260.00	209.63	204.09	183.71	5.54	14.11
Imported													
Samba	-	-	-	203.43	-	-	Anamalu	28.00 - 43.00	36.60	35.69	25.17	0.91	45.43
Nadu	-	-	-	194.57	-	-	Ambun	36.00 - 58.00	48.72	48.04	30.36	0.68	60.47
Raw (Red)	-	-	-	-	-	-	Papaw(Rs/Kg)	130.00 - 260.00	199.58	185.00	373.89	14.58	-46.62
Raw (White)	-	-	-	175.44	-	-	Passion Fruit	30.00 - 75.00	56.19	51.67	58.41	4.52	-3.79
<u>Dried Chillies</u>													
Imported	1100.00 - 1400.00	1288.46	1290.74	1778.79	-2.28	-27.57	Pineapple Large	500.00 - 680.00	603.48	622.35	634.52	-18.87	-4.89
<u>Onion</u>													
Sinnan	-	-	-	692.00	-	-	Pineapple Medium	450.00 - 600.00	545.65	551.67	547.74	-6.01	-0.38
Vedalan	-	-	-	692.00	-	-	Pineapple Small	400.00 - 550.00	481.58	491.50	447.39	-9.92	7.64
Imported	480.00 - 640.00	583.33	576.92	624.81	6.41	-6.64	Mango						
Big Onion													
Imported	280.00 - 480.00	384.62	296.07	186.11	88.54	106.66	Betti	-	-	-	-	-	-
Local	-	-	-	-	-	-	Karthakolomban	65.00 - 135.00	96.26	94.50	142.50	1.76	-32.45
<u>Potato</u>													
Welimada	-	-	-	-	-	-	Vilad	-	-	55.00	76.67	-	-
N'Eliya	380.00 - 440.00	407.50	412.17	472.86	-4.67	-13.82	Kohu	-	-	-	-	-	-
Imported	200.00 - 260.00	231.30	232.59	229.41	-1.29	0.82	<u>Other</u>						
Pulses													
Green Gram	950.00 - 1300.00	1136.67	1124.35	1268.97	12.32	-10.43	Wood Apple	30.00 - 100.00	60.82	57.91	54.12	2.91	12.38
Cowpea (White)	1200.00 - 1300.00	1221.15	1180.77	1253.85	40.38	-2.61	Orange	160.00 - 300.00	220.00	196.36	145.24	23.64	51.48
Cowpea (Red)	1200.00 - 1300.00	1227.78	1186.67	1322.22	41.11	-7.14	Avocado	100.00 - 200.00	157.78	164.00	165.83	-6.22	-4.86
Red Dhal	315.00 - 360.00	342.29	341.03	368.39	1.26	-7.08	Slime Apple	90.00 - 120.00	107.00	106.15	87.41	0.85	22.42
<u>Vegetable</u>													
Beans (Butter)	-	-	-	-	-	-	Grapes (Imp., Rs/Kg)	1600.00 - 2500.00	2068.18	2065.00	2080.00	3.18	-0.57
Beans(Green)	500.00 - 760.00	665.19	742.42	491.79	-77.24	35.26	King Coconut	100.00 - 150.00	134.40	131.30	133.48	3.10	0.69
Carrot	360.00 - 560.00	456.43	437.74	405.71	18.69	12.50	<u>Sea Fish</u>						
Leeks	300.00 - 460.00	375.19	376.43	442.41	-1.24	-15.20	Salaya	360.00 - 500.00	455.00	522.63	491.48	-67.63	-7.42
Beetroot	500.00 - 740.00	607.50	527.31	469.29	80.19	29.45	Hurulla	600.00 - 800.00	708.00	744.12	843.97	-36.12	-16.11
Knolkhol	300.00 - 600.00	425.00	429.17	422.00	-4.17	0.71	Balaya	900.00 - 1600.00	1228.57	1135.71	1214.76	92.86	1.14
Raddish	250.00 - 480.00	362.31	351.88	222.07	10.43	63.15	Kelawalla	1200.00 - 2400.00	1988.24	2158.67	1943.85	-170.43	2.28
Cabbage	400.00 - 600.00	482.08	468.24	322.07	13.85	49.68	Thora	2500.00 - 3400.00	2920.00	2916.67	2664.80	3.33	9.58
Tomato	600.00 - 800.00	684.44	664.38	276.21	20.07	147.80	Paraw	1300.00 - 2600.00	2147.06	2140.00	1926.19	7.06	11.47
Ladies Fingers	220.00 - 420.00	346.54	356.67	253.79	-10.13	36.54	Mora	-	-	-	1590.91	-	-
Brijjal	450.00 - 600.00	531.92	493.64	322.41	38.29	64.98	Shrimps	2000.00 - 2100.00	2011.11	2029.41	1764.58	-18.30	13.97
Capsicum	550.00 - 1100.00	786.79	886.90	867.86	-100.11	-9.34	Thalalpath	2400.00 - 3000.00	2780.00	2811.76	2583.93	-31.76	7.59
Pumpkin	160.00 - 280.00	238.15	212.81	187.93	25.34	26.72	<u>Eggs</u>						
Cucumber	140.00 - 280.00	226.15	268.28	155.86	-42.12	45.10	Brown	52.00 - 59.00	56.05	47.33	50.00	8.72	12.11
Bitter Gourd	460.00 - 800.00	673.08	676.90	484.64	-3.82	38.88	White	50.00 - 57.00	54.05	45.33	50.36	8.72	7.34
Snake Gourd	250.00 - 520.00	399.26	429.68	372.41	-30.42	7.21	<u>Dried Fish</u>						
Drumstick	-	-	-	-	-	-	Sprats	1800.00 - 2200.00	1984.62	1941.67	1829.63	42.95	8.47
Luffa	320.00 - 600.00	472.40	486.77	362.86	-14.37	30.19	Sprats (Imported)	1200.00 - 1300.00	1228.00	1220.00	1386.21	8.00	-11.41
Long Beans	250.00 - 600.00	450.00	469.62	378.93	-19.62	18.76	Kattawa	1800.00 - 2400.00	2176.92	2168.00	2600.00	8.92	-16.27
Ash Plantain	340.00 - 480.00	408.57	390.32	301.72	18.25	35.41	Thora	-	-	-	-	-	-
Green Chillies	1000.00 - 1600.00	1326.92	1211.11	368.57	115.81	260.02	Mora	2000.00 - 2600.00	2350.00	2386.67	2457.69	-36.67	-4.38
Lime	600.00 - 1600.00	1113.33	1660.61	380.34	-547.27	192.72	Balaya	1400.00 - 1800.00	1664.00	1661.54	1414.81	2.46	17.61
<u>Root Crops</u>													
Sweet Potato	140.00 - 320.00	244.23	247.04	257.93	-2.81	-5.31	Anguluwa	2000.00 - 2800.00	2415.38	2505.88	2571.43	-90.50	-6.07
Manioc	160.00 - 260.00	217.69	208.06	218.52	9.63	-0.38	Maduwa	-	-	-	2242.86	-	-
<u>Leafy Vegetable</u>													
Mukunuwenna	60.00 - 80.00	74.81	78.71	81.58	-3.89	-8.29	Koduwa	-	-	-	-	-	-
Kankun	60.00 - 80.00	74.81	78.71	81.58	-3.89	-8.29	Salaya	800.00 - 1000.00	968.18	958.82	1139.13	9.36	-15.01
Gotukola	90.00 - 120.00	99.26	99.39	124.00	-0.13	-19.95	<u>Meat</u>						
Beef (without Bones)													
Chicken (Broiler)													
Chicken (Curry)													
Mutton													
Pork													

This Week: Week 50: 08 - 14 December 2023
Last Week: Week 49: 01 - 07 December 2023

Table 16: Farmgate/Producer Prices of Food Commodities in Selected Producing Areas (Rs/Kg)

Week 50: 08 - 14 December 2023

COMMODITY	Range	Average Price	COMMODITY	Range	Average Price	COMMODITY	Range	Average Price
<u>Paddy</u>			<u>Vegetable (Up Country)</u>			<u>Snake Gourd</u>		
Short Grain			Beans			Dambulla	152.50 - 172.50	160.50
A'pura	118.00 - 125.00	120.80	Dambulla	200.00 - 240.00	226.00	Hambantota	180.00 - 220.00	204.00
P'naruwa	129.00 - 131.00	130.33	Welimada	360.00 - 380.00	374.00	Embilipitiya	200.00 - 220.00	206.00
Kalawewa	122.00 - 125.00	123.40	Badulla	420.00 - 460.00	438.00	Matara	-	
Kurunegala	125.00 - 130.00	128.20	Carrot			A'pura	220.00 - 240.00	228.00
Dehiattakandiya	125.00 - 129.50	127.17	N'Eliya	310.00 - 320.00	314.00	Luffa		
Nikaweratiya	118.00 - 125.00	121.33	Welimada	240.00 - 250.00	246.00	Dambulla	220.00 - 230.00	224.00
Ampara	120.00 - 125.00	121.67	Hanguranketha	230.00 - 250.00	239.00	Hambantota	240.00 - 250.00	245.00
Long Grain (White)			Leeks			Embilipitiya	300.00 - 320.00	306.00
A'pura	110.00 - 115.00	112.00	N'Eliya	200.00 - 210.00	205.00	Matara	-	
P'naruwa	114.00 - 116.00	115.17	Welimada	180.00 - 190.00	185.00	A'pura	280.00 - 300.00	288.00
Kalawewa	110.00 - 115.00	113.00	Beetroot			Green Chillies		
Kurunegala	112.00 - 115.00	114.00	N'Eliya	320.00 - 330.00	324.00	Dambulla	690.00 - 740.00	718.00
Dehiattakandiya	105.00 - 109.00	107.33	Dambulla	360.00 - 370.00	363.33	Hambantota	-	
Embilipitiya	-		Kurunegala	-		Embilipitiya	950.00 - 1000.00	980.00
Nikaweratiya	112.00 - 115.00	113.50	Welimada	280.00 - 285.00	282.00	Puttalam	700.00 - 800.00	758.33
Hambantota	-		Hanguranketha	290.00 - 315.00	305.00	A'pura	950.00 - 1100.00	1010.00
Ampara	105.00 - 115.00	111.25	Knol Khol			Pumpkin		
Long Grain (Red)			N'Eliya	280.00 - 290.00	286.00	Dambulla	120.00 - 130.00	127.00
Matara	90.00 - 95.00	92.50	Welimada	235.00 - 240.00	237.00	Hambantota	80.00 - 100.00	87.50
Hambantota	93.00 - 100.00	95.75	Hanguranketha	260.00 - 270.00	264.60	Embilipitiya	100.00 - 120.00	108.00
Embilipitiya	100.00 - 102.00	100.75	Raddish			Matara	80.00 - 90.00	85.00
Keeri Samba			N'Eliya	115.00 - 125.00	121.00	A'pura	110.00 - 130.00	118.00
A'pura	145.00 - 150.00	147.50	Welimada	115.00 - 125.00	121.00	Moneragala	110.00 - 120.00	114.00
P'naruwa	157.00 - 159.00	158.00	Hambantota	160.00 - 180.00	167.50	Cucumber		
Kalawewa	140.00 - 145.00	141.67	Hanguranketha	100.00 - 110.00	104.00	A'pura	90.00 - 110.00	98.00
Kurunegala	145.00 - 150.00	148.20	Cabbage			Dambulla	70.00 - 86.00	80.00
Dehiattakandiya	150.00 - 156.00	153.67	N'Eliya	335.00 - 350.00	342.00	Hambantota	-	
Red Onion			Welimada	280.00 - 285.00	282.00	Matara	-	
Puttalam	-		Badulla	280.00 - 320.00	304.00	Long Beans		
Jaffna	-		Hanguranketha	250.00 - 270.00	260.00	Dambulla	96.00 - 120.00	107.20
Big Onion			Tomato			Hambantota	-	
Dambulla	-		Welimada	375.00 - 385.00	379.00	Embilipitiya	200.00 - 220.00	206.00
Kalawewa	-		Hambantota	-		Matara	200.00 - 230.00	217.50
A'pura	-		Dambulla	380.00 - 410.00	394.00	A'pura	260.00 - 280.00	268.00
Potato			Hanguranketha	380.00 - 410.00	399.00	Ash Plantain		
N'Eliya	280.00 - 290.00	284.00	Vegetable (Low Country)			Hambantota	-	
Badulla	280.00 - 300.00	292.00	Ladies Fingers			Embilipitiya	190.00 - 220.00	208.00
Welimada	265.00 - 270.00	268.00	A'pura	120.00 - 140.00	128.00	Matara	170.00 - 180.00	175.00
Pulses			Dambulla	67.00 - 86.00	77.40	Lime		
Green Gram			Hambantota	180.00 - 210.00	200.00	Hambantota	-	
Hambantota	-		Embilipitiya	160.00 - 180.00	169.00	Embilipitiya	400.00 - 450.00	430.00
Moneragala	650.00 - 700.00	670.00	Matara	130.00 - 150.00	140.00	Moneragala	250.00 - 300.00	270.00
Embilipitiya	500.00 - 600.00	550.00	Brinjal			Fruits (Rs/Kg)		
Nikaweratiya	675.00 - 750.00	706.25	A'pura	300.00 - 320.00	308.00	Banana		
A'pura	600.00 - 650.00	625.00	Dambulla	280.00 - 320.00	300.00	Ambul		
Cowpea			Hambantota	-		Moneragala	100.00 - 120.00	108.00
Hambantota	-		Embilipitiya	300.00 - 330.00	316.00	Embilipitiya	70.00 - 100.00	84.00
Nikaweratiya	800.00 - 850.00	818.75	Matara	220.00 - 240.00	232.50	Hambantota	120.00 - 130.00	125.00
Moneragala	800.00 - 900.00	840.00	Welimada	200.00 - 220.00	211.00	Kolikuttu		
Embilipitiya	850.00 - 900.00	875.00	Capsicum			Moneragala	300.00 - 320.00	308.00
Maize			Badulla	460.00 - 540.00	506.00	Embilipitiya	250.00 - 320.00	282.00
A'pura	130.00 - 135.00	132.50	Welimada	530.00 - 540.00	534.00	Hambantota	-	
Kalawewa	130.00 - 140.00	135.00	Bitter Gourd			Papaw		
Gingelly			A'pura	400.00 - 450.00	420.00	Moneragala	60.00 - 70.00	64.00
A'pura	850.00 - 900.00	875.00	Dambulla	350.00 - 370.00	357.50	Embilipitiya	75.00 - 100.00	85.00
Kalawewa	-		Hambantota	-		Hambantota	110.00 - 120.00	115.00
Black Gram			Embilipitiya	520.00 - 550.00	536.00	Pineapple		
A'pura	900.00 - 950.00	925.00	Matara	400.00 - 440.00	422.50	Divulapitiya	-	
Kalawewa	-							

Annex 01 - Colombo Markets: Retail Prices of Rice and Subsidiary Food Crops (Rs/Kg)

Week 50: 08 - 14 December 2023

28

CROP	PELIYAGODA	MAHARAGAMA	KIRULAPONE	NUGEGODA	NARAHENPITA	DEMATAGODA	THOTALANGA	KADAWATHA	KIRIBATHGODA
<u>Rice</u>									
Local									
Samba 1	-	230.00 - 260.00	250.00 - 260.00	230.00 - 250.00	250.00 - 250.00	230.00 - 260.00	250.00 - 250.00	230.00 - 250.00	230.00 - 230.00
Samba 2	240.00 - 245.00	-	-	-	-	-	-	240.00 - 240.00	240.00 - 240.00
Keeri Samba	-	-	-	-	-	-	-	-	-
Nadu 1	-	220.00 - 220.00	230.00 - 230.00	220.00 - 230.00	230.00 - 230.00	220.00 - 230.00	230.00 - 230.00	220.00 - 230.00	220.00 - 220.00
Nadu 2	220.00 - 220.00	220.00 - 220.00	-	-	220.00 - 220.00	-	-	220.00 - 220.00	220.00 - 220.00
Raw (Red)	200.00 - 210.00	200.00 - 200.00	200.00 - 210.00	200.00 - 210.00	210.00 - 210.00	210.00 - 210.00	200.00 - 210.00	200.00 - 210.00	210.00 - 210.00
Raw (White)	210.00 - 220.00	210.00 - 220.00	210.00 - 220.00	210.00 - 210.00	220.00 - 220.00	220.00 - 220.00	210.00 - 220.00	210.00 - 220.00	210.00 - 220.00
Imported									
Samba	-	-	-	-	-	-	-	-	-
Nadu	-	-	-	-	-	-	-	-	-
Raw (Red)	-	-	-	-	-	-	-	-	-
Raw (White)	-	-	-	-	-	-	-	-	-
<u>Dried Chillies</u>									
Imported	1100.00 - 1150.00	1300.00 - 1400.00	1200.00 - 1400.00	1300.00 - 1400.00	1400.00 - 1400.00	1400.00 - 1400.00	1200.00 - 1400.00	1200.00 - 1300.00	1400.00 - 1400.00
<u>Red Onion</u>									
Sinnan	-	-	-	-	-	-	-	-	-
Vedalan	-	-	-	-	-	-	-	-	-
Imported	480.00 - 550.00	640.00 - 640.00	600.00 - 640.00	600.00 - 640.00	600.00 - 640.00	560.00 - 640.00	550.00 - 560.00	500.00 - 560.00	560.00 - 560.00
<u>Big Onion</u>									
Imported	400.00 - 420.00	480.00 - 480.00	480.00 - 480.00	480.00 - 480.00	400.00 - 400.00	400.00 - 420.00	280.00 - 300.00	280.00 - 280.00	280.00 - 280.00
Local	-	-	-	-	-	-	-	-	-
<u>Potato</u>									
Welimada	-	-	-	-	-	-	-	-	-
N'Eliya	380.00 - 420.00	400.00 - 440.00	380.00 - 440.00	400.00 - 440.00	440.00 - 440.00	440.00 - 440.00	380.00 - 380.00	380.00 - 380.00	380.00 - 380.00
Imported	200.00 - 240.00	230.00 - 240.00	240.00 - 240.00	240.00 - 240.00	260.00 - 260.00	260.00 - 260.00	220.00 - 240.00	240.00 - 240.00	240.00 - 240.00
<u>Pulses</u>									
Green Gram	950.00 - 1100.00	1100.00 - 1200.00	1000.00 - 1200.00	1200.00 - 1300.00	1200.00 - 1200.00	1200.00 - 1200.00	950.00 - 1000.00	1100.00 - 1150.00	1100.00 - 1100.00
Cowpea (White)	1200.00 - 1300.00	1250.00 - 1300.00	1200.00 - 1200.00	1200.00 - 1300.00	1300.00 - 1300.00	1200.00 - 1200.00	1200.00 - 1200.00	1200.00 - 1200.00	1200.00 - 1200.00
Cowpea (Red)	1200.00 - 1300.00	1200.00 - 1250.00	1200.00 - 1200.00	1200.00 - 1300.00	1300.00 - 1300.00	1200.00 - 1200.00	1200.00 - 1200.00	1200.00 - 1200.00	1200.00 - 1200.00
Red Dhal	315.00 - 320.00	340.00 - 360.00	320.00 - 360.00	360.00 - 360.00	340.00 - 360.00	320.00 - 340.00	320.00 - 320.00	320.00 - 360.00	360.00 - 360.00

Annex 02 - Colombo Markets: Retail Prices of Vegetables (Rs/Kg) and Coconut (Rs/Nut)

Week 50: 08 - 14 December 2023

29

CROP	PELIYAGODA	MAHARAGAMA	KIRULAPONE	NUGEGODA	NARAHENPITA	DEMATAGODA	THOTALANGA	KADAWATHA	KIRIBATHGODA
<i>Vegetable</i>									
Beans	500.00 - 560.00	640.00 - 720.00	720.00 - 740.00	600.00 - 740.00	600.00 - 740.00	640.00 - 760.00	700.00 - 720.00	560.00 - 700.00	720.00 - 740.00
Carrot	360.00 - 420.00	460.00 - 560.00	500.00 - 520.00	540.00 - 560.00	460.00 - 540.00	400.00 - 480.00	400.00 - 400.00	380.00 - 380.00	460.00 - 480.00
Leeks	300.00 - 360.00	400.00 - 420.00	400.00 - 460.00	400.00 - 440.00	320.00 - 360.00	400.00 - 460.00	300.00 - 360.00	350.00 - 360.00	400.00 - 420.00
Beetroot	500.00 - 560.00	580.00 - 720.00	600.00 - 740.00	740.00 - 740.00	600.00 - 740.00	500.00 - 500.00	500.00 - 600.00	500.00 - 600.00	520.00 - 560.00
Knolkhol	300.00 - 360.00	460.00 - 600.00	-	-	540.00 - 600.00	-	300.00 - 450.00	400.00 - 450.00	360.00 - 360.00
Raddish	250.00 - 350.00	400.00 - 480.00	400.00 - 480.00	400.00 - 440.00	320.00 - 480.00	-	250.00 - 320.00	250.00 - 320.00	300.00 - 320.00
Cabbage	440.00 - 460.00	540.00 - 600.00	460.00 - 520.00	400.00 - 480.00	400.00 - 480.00	600.00 - 600.00	450.00 - 450.00	450.00 - 450.00	500.00 - 520.00
Tomato	600.00 - 660.00	600.00 - 780.00	800.00 - 800.00	600.00 - 800.00	600.00 - 700.00	800.00 - 800.00	600.00 - 600.00	600.00 - 600.00	700.00 - 720.00
Ladies Fingers	220.00 - 260.00	400.00 - 420.00	400.00 - 420.00	400.00 - 420.00	260.00 - 320.00	320.00 - 400.00	300.00 - 320.00	300.00 - 320.00	400.00 - 420.00
Brinjal	450.00 - 480.00	600.00 - 600.00	500.00 - 600.00	600.00 - 600.00	540.00 - 600.00	480.00 - 600.00	450.00 - 450.00	450.00 - 460.00	520.00 - 540.00
Capsicum	550.00 - 560.00	800.00 - 1000.00	1000.00 - 1100.00	800.00 - 840.00	680.00 - 800.00	800.00 - 1000.00	700.00 - 700.00	700.00 - 720.00	700.00 - 720.00
Pumpkin	160.00 - 200.00	260.00 - 280.00	240.00 - 280.00	260.00 - 280.00	200.00 - 260.00	240.00 - 280.00	180.00 - 240.00	240.00 - 240.00	240.00 - 250.00
Cucumber	140.00 - 200.00	220.00 - 280.00	240.00 - 280.00	260.00 - 280.00	240.00 - 280.00	160.00 - 280.00	200.00 - 200.00	200.00 - 200.00	200.00 - 220.00
Bitter Gourd	460.00 - 480.00	600.00 - 760.00	600.00 - 800.00	660.00 - 800.00	600.00 - 640.00	800.00 - 800.00	700.00 - 700.00	700.00 - 740.00	700.00 - 700.00
Snake Gourd	250.00 - 360.00	460.00 - 480.00	460.00 - 520.00	480.00 - 520.00	400.00 - 440.00	320.00 - 480.00	250.00 - 250.00	250.00 - 260.00	400.00 - 440.00
Drumstick	-	-	-	-	-	-	-	-	-
Luffa	360.00 - 460.00	540.00 - 560.00	520.00 - 600.00	600.00 - 600.00	540.00 - 600.00	320.00 - 400.00	320.00 - 320.00	320.00 - 340.00	420.00 - 430.00
Long Beans	250.00 - 350.00	560.00 - 600.00	460.00 - 540.00	600.00 - 600.00	400.00 - 480.00	-	400.00 - 400.00	400.00 - 460.00	400.00 - 460.00
Ash Plantain	340.00 - 360.00	460.00 - 480.00	420.00 - 480.00	400.00 - 480.00	400.00 - 440.00	400.00 - 480.00	350.00 - 360.00	360.00 - 360.00	350.00 - 360.00
Green Chillies	1000.00 - 1200.00	1400.00 - 1400.00	1400.00 - 1600.00	1500.00 - 1600.00	1300.00 - 1400.00	1200.00 - 1600.00	1100.00 - 1250.00	1200.00 - 1250.00	1200.00 - 1300.00
Lime	800.00 - 960.00	1200.00 - 1600.00	1100.00 - 1500.00	1500.00 - 1600.00	800.00 - 1400.00	1000.00 - 1100.00	600.00 - 600.00	600.00 - 600.00	1000.00 - 1100.00
<i>Root Crops</i>									
Sweet Potato	140.00 - 160.00	320.00 - 320.00	240.00 - 280.00	300.00 - 320.00	250.00 - 280.00	320.00 - 320.00	160.00 - 200.00	200.00 - 200.00	240.00 - 260.00
Manioc	160.00 - 160.00	220.00 - 240.00	220.00 - 260.00	240.00 - 260.00	200.00 - 220.00	240.00 - 260.00	200.00 - 200.00	200.00 - 220.00	200.00 - 240.00
<i>Leafy Vegetable</i>									
Mukunuwenna	60.00 - 60.00	80.00 - 80.00	70.00 - 70.00	80.00 - 80.00	80.00 - 80.00	80.00 - 80.00	70.00 - 70.00	80.00 - 80.00	80.00 - 80.00
Kankun	60.00 - 60.00	80.00 - 80.00	70.00 - 70.00	80.00 - 80.00	80.00 - 80.00	80.00 - 80.00	70.00 - 70.00	80.00 - 80.00	80.00 - 80.00
Gotukola	100.00 - 120.00	100.00 - 100.00	90.00 - 90.00	100.00 - 100.00	90.00 - 100.00	100.00 - 100.00	100.00 - 100.00	90.00 - 90.00	100.00 - 100.00
<i>Coconut</i>									
Large	100.00 - 110.00	120.00 - 120.00	120.00 - 120.00	120.00 - 120.00	120.00 - 120.00	120.00 - 120.00	115.00 - 115.00	110.00 - 110.00	115.00 - 115.00
Small	90.00 - 90.00	90.00 - 90.00	100.00 - 100.00	90.00 - 90.00	90.00 - 90.00	90.00 - 90.00	90.00 - 95.00	90.00 - 95.00	90.00 - 95.00

Annex 03 - Colombo Markets: Retail Prices of Fruits (Rs/Fruit)

Week 50: 08 - 14 December 2023

30

CROP	PELIYAGODA		MAHARAGAMA		KIRULAPONE		NUGEGODA		NARAHENPITA		DEMATAGODA		THOTALANGA		KADAWATHA		KIRIBATHGODA	
<i>Plantain</i>																		
Ambul (Rs/Kg)	100.00	150.00	240.00	260.00	260.00	260.00	240.00	240.00	200.00	250.00	240.00	240.00	160.00	180.00	200.00	250.00	180.00	200.00
Kolikuttu (Rs/Kg)	350.00	550.00	500.00	540.00	500.00	600.00	450.00	500.00	500.00	550.00	550.00	550.00	450.00	600.00	600.00	600.00	600.00	600.00
Seeni (Rs/Kg)	150.00	200.00	240.00	240.00	250.00	260.00	240.00	240.00	200.00	230.00	240.00	240.00	170.00	200.00	200.00	220.00	200.00	200.00
Anamalu	28.00	32.00	37.00	40.00	43.00	43.00	37.00	37.00	37.00	37.00	37.00	37.00	35.00	38.00	37.00	37.00	35.00	37.00
Ambun	36.00	41.00	50.00	53.00	58.00	58.00	50.00	50.00	50.00	50.00	50.00	50.00	41.00	46.00	50.00	50.00	41.00	50.00
<i>Pineapple</i>																		
Large	500.00	500.00	580.00	600.00	650.00	680.00	580.00	630.00	580.00	600.00	550.00	550.00	530.00	550.00	650.00	680.00	580.00	630.00
Medium	450.00	450.00	530.00	540.00	580.00	600.00	550.00	600.00	530.00	550.00	500.00	500.00	450.00	500.00	580.00	600.00	550.00	600.00
Small	400.00	400.00	500.00	500.00	550.00	550.00	480.00	500.00	450.00	500.00	480.00	480.00	400.00	430.00	500.00	550.00	500.00	530.00
<i>Mango</i>																		
Betti	-	-	-	-	-	-	-	-	-	-	-	-	-	-	-	-	-	-
Karthakolomban	65.00	80.00	100.00	100.00	120.00	135.00	100.00	135.00	100.00	130.00	65.00	65.00	65.00	75.00	80.00	85.00	65.00	100.00
Vilad	-	-	-	-	-	-	-	-	-	-	-	-	-	-	-	-	-	-
Kohu	-	-	-	-	-	-	-	-	-	-	-	-	-	-	-	-	-	-
<i>Other Fruits</i>																		
Wood Apple	30.00	40.00	60.00	68.00	80.00	100.00	100.00	100.00	40.00	60.00	36.00	36.00	36.00	40.00	68.00	70.00	50.00	60.00
Orange	-	-	200.00	200.00	300.00	300.00	200.00	210.00	160.00	200.00	-	-	-	-	200.00	240.00	200.00	210.00
Avocado	-	-	-	-	200.00	200.00	-	-	180.00	180.00	100.00	100.00	-	-	160.00	180.00	120.00	160.00
Slime Apple	100.00	120.00	120.00	120.00	120.00	120.00	100.00	100.00	100.00	120.00	100.00	100.00	90.00	90.00	90.00	100.00	100.00	100.00
Grapes (Rs/Kg)	1600.00	1800.00	2000.00	2200.00	2000.00	2300.00	2400.00	2500.00	2000.00	2200.00	2200.00	2200.00	1800.00	2000.00	1800.00	2000.00	1800.00	2000.00
Papaw (Rs/Kg)	150.00	200.00	200.00	240.00	260.00	260.00	200.00	240.00	200.00	250.00	180.00	220.00	150.00	200.00	130.00	150.00	170.00	200.00
Passion	30.00	35.00	65.00	65.00	60.00	70.00	60.00	70.00	50.00	50.00	60.00	60.00	30.00	35.00	75.00	75.00	60.00	75.00
King Coconut	100.00	130.00	150.00	150.00	130.00	150.00	130.00	150.00	130.00	130.00	130.00	130.00	130.00	150.00	130.00	130.00	130.00	130.00

Annex 04 - Colombo Markets: Retail Prices of Sea Fish and Dried Fish (Rs/Kg)

Week 50: 08 - 14 December 2023

CROP	PELIYAGODA	MAHARAGAMA	KIRULAPONE	NUGEGODA	NARAHENPITA	DEMATAGODA	THOTALANGA	KADAWATHA	KIRIBATHGODA
<u>Sea Fish</u>									
Salaya	360.00 - 400.00	400.00 - 420.00	500.00 - 500.00	500.00 - 500.00	500.00 - 500.00	400.00 - 400.00	500.00 - 500.00	480.00 - 500.00	500.00 - 500.00
Hurulla	780.00 - 800.00	700.00 - 700.00	800.00 - 800.00	800.00 - 800.00	700.00 - 700.00	600.00 - 640.00	700.00 - 700.00	680.00 - 680.00	700.00 - 700.00
Balaya	900.00 - 1000.00	-	-	-	1600.00 - 1600.00	1000.00 - 1000.00	-	1600.00 - 1600.00	1600.00 - 1600.00
Kelawalla	1200.00 - 1300.00	2400.00 - 2400.00	2000.00 - 2000.00	2200.00 - 2400.00	1900.00 - 1900.00	1800.00 - 1800.00	2000.00 - 2000.00	2000.00 - 2000.00	-
Thora	2500.00 - 2800.00	3000.00 - 3200.00	3000.00 - 3200.00	3000.00 - 3200.00	3400.00 - 3400.00	2800.00 - 3200.00	2800.00 - 2800.00	2600.00 - 2600.00	2600.00 - 2800.00
Paraw	1300.00 - 1500.00	2600.00 - 2600.00	-	2600.00 - 2600.00	2500.00 - 2500.00	2400.00 - 2400.00	2000.00 - 2000.00	2000.00 - 2000.00	2000.00 - 2000.00
Mora	-	-	-	-	-	-	-	-	-
Shrimps Small	2000.00 - 2100.00	2000.00 - 2000.00	2000.00 - 2000.00	2000.00 - 2000.00	-	2000.00 - 2000.00	2000.00 - 2000.00	2000.00 - 2000.00	2000.00 - 2000.00
Talapath	2400.00 - 2600.00	2800.00 - 3000.00	2800.00 - 3000.00	2800.00 - 3000.00	2900.00 - 2900.00	2600.00 - 2800.00	2600.00 - 2800.00	2800.00 - 2800.00	2800.00 - 3000.00
<u>Eggs (Rs/Egg)</u>									
Brown	57.00 - 57.00	59.00 - 59.00	59.00 - 59.00	59.00 - 59.00	57.00 - 57.00	57.00 - 57.00	52.00 - 52.00	52.00 - 52.00	52.00 - 52.00
White	55.00 - 55.00	57.00 - 57.00	57.00 - 57.00	57.00 - 57.00	55.00 - 55.00	55.00 - 55.00	50.00 - 50.00	50.00 - 50.00	50.00 - 50.00
<u>Dried Fish</u>									
Sprats	1800.00 - 2000.00	2000.00 - 2000.00	1800.00 - 2000.00	2000.00 - 2000.00	1800.00 - 2000.00	2000.00 - 2000.00	1800.00 - 2000.00	2000.00 - 2000.00	2200.00 - 2200.00
Kattawa	1800.00 - 2000.00	2200.00 - 2400.00	2000.00 - 2200.00	2400.00 - 2400.00	2000.00 - 2200.00	2000.00 - 2200.00	2000.00 - 2200.00	2000.00 - 2200.00	2200.00 - 2300.00
Thora	-	-	-	-	-	-	-	-	-
Mora	2100.00 - 2200.00	2400.00 - 2600.00	2400.00 - 2500.00	2400.00 - 2600.00	2000.00 - 2400.00	-	-	-	-
Balaya	1400.00 - 1400.00	1800.00 - 1800.00	1800.00 - 1800.00	1600.00 - 1800.00	1600.00 - 1800.00	1400.00 - 1600.00	1600.00 - 1800.00	1600.00 - 1800.00	1800.00 - 1800.00
Anguluwa	-	2800.00 - 2800.00	2800.00 - 2800.00	2400.00 - 2400.00	-	-	-	2400.00 - 2400.00	2000.00 - 2200.00
Salaya	1000.00 - 1000.00	1000.00 - 1000.00	1000.00 - 1000.00	1000.00 - 1000.00	1000.00 - 1000.00	1000.00 - 1000.00	800.00 - 800.00	800.00 - 900.00	800.00 - 800.00
<u>Meat</u>									
Beef (without Bones)	-	2500.00 - 2500.00	2500.00 - 2500.00	-	2200.00 - 2200.00	-	2200.00 - 2200.00	-	-
Chicken (Broiler)	1300.00 - 1300.00	1300.00 - 1300.00	1300.00 - 1300.00	1250.00 - 1250.00	1240.00 - 1240.00	1180.00 - 1180.00	1300.00 - 1300.00	1270.00 - 1270.00	1400.00 - 1400.00
Chicken (Curry)	-	-	-	1380.00 - 1380.00	1260.00 - 1260.00	1100.00 - 1100.00	1100.00 - 1100.00	1100.00 - 1100.00	1100.00 - 1100.00
Mutton	-	-	3200.00 - 3200.00	3200.00 - 3200.00	3200.00 - 3200.00	3200.00 - 3200.00	3400.00 - 3400.00	3400.00 - 3400.00	3400.00 - 3400.00
Pork	-	1600.00 - 1600.00	1600.00 - 1600.00	-	-	-	-	1300.00 - 1300.00	1300.00 - 1300.00

Annex 05 : Food Composition of Selected Food Commodities

Commodity	Energy (kcal/100g)	Protein (g/100g)	Total fat (g/100g)	Retinol Eq (µ g/100g)	Vit B2 (mg/100g)	Vit B6 (mg/100g)	Folate (µg/100g)	Vit C (mg/100g)	Calcium (mg/100g)	Magnesium (mg/100g)	Iron (mg/100g)	Zinc (mg/100g)
Rice												
Rice - (white Kekulu - normal)	361	9.88	1.52	-	0.03	0.09	10.67	-	6.94	26.29	1.22	1.5
Rice - (white Kekulu Samba)	355	8.81	1.53	-	0.03	0.09	8.11	-	9.82	30.48	0.92	1.7
Rice - (Red Kekulu - normal)	366	8.64	2.12	-	0.05	0.1	8.39	-	4.73	31.7	0.88	1.84
Rice -Samba	369	6.86	2.45	-	0.05	0.13	12.79	-	8.71	37.26	1.18	1.49
Rice - Nadu White	366	7.76	1.48	-	0.03	0.12	9.35	-	4.57	20.1	0.64	1.61
Dried chilies												
	233	12.68	6.41	437	0.84	0.42	46.83	NA	107	231	5.39	1.65
Onion												
Big onions	48	1.67	0.24	0.16	0.01	0.1	32.99	7.58	14.82	16.94	0.45	0.25
Red onions	55	2.13	0.15	0.18	0.02	0.13	30.15	14.26	20.37	19.32	0.31	0.28
Potatoes												
	71	1.67	0.25		0.01	0.09	14.31	20.5	9.83	23.84	0.46	0.29
Pulses												
Green gram	290	21.97	0.93	19.5	0.28	0.33	135	NA	98.96	146	4.15	2.86
White cowpea	320	21.25	1.14	1.36	0.09	0.26	249	NA	84.1	213	5.04	3.57
Red cowpea	320	20.24	1.08	0.96	0.11	0.27	273	NA	81.83	194	4.95	3.4
Red Dhal	319	23.09	0.77	1.06	1.6	0.22	55	NA	41.27	66.63	7.45	3.34
Vegetables												
Beans	46	3.95	0.15	6.64	0.1	0.3	45.2	7.02	35.68	45.56	0.7	0.59
Carrot	30	0.85	0.45	1240	0.03	0.1	24.71	5.93	27.65	11.7	0.59	0.25
Leeks	30	1.74	0.49	18.56	0.02	0.19	42.63	4.65	29.28	11.77	1.49	0.43
Beetroot	31	2.12	0.15	1.52	0.01	0.09	108	4.51	20.29	34.88	0.77	0.29
Knolkhol	16	1.69	0.34		0.05	0.19	12.7	77.64	40.09	19.35	0.23	0.18
Radish	29	0.75	0.11		0.02	0.09	18.09	12.13	35.64	13.56	0.38	0.16
Cabbage	21	1.35	0.14	3.35	0.05	0.14	52.66	29.62	56.85	18.47	0.33	0.16

Tomatoes	20	0.88	0.56	165	0.03	0.09	20.16	25.58	9.69	14.93	0.31	0.12
Ladies fingers	26	2.06	0.19	12.41	0.08	0.28	70.62	24.48	92.26	55.23	0.96	0.44
Brinjal (Pandora Striped)	29	1.49	0.31	23	0.12	0.09	30.99	1.49	18.95	18	0.32	0.19
Brinjal (Chinese eggplant)	24	1.28	0.33	16.83	0.12	0.11	32.94	3.37	14.4	21.18	0.28	0.16
Capsicum	23	1.22	0.34	38.96	0.03	0.29	28.65	49.63	12.65	11.21	0.21	0.31
Pumpkin (Common)	31	0.86	0.3	30.41	0.02	0.09	17.72	8.73	18.75	9.93	0.49	0.25
Cucumber	19	0.98	0.24	0.58	0.01	0.08	19.66	4.08	22.1	18.22	0.67	0.21
Bitter gourd	19	1.47	0.23	55.08	0.05	0.06	53.1	46.89	25.19	35.81	1.75	0.26
Snake gourd (Dark green)	11	0.82	0.25	10.41	0.03	0.12	18.09	3.54	26.83	25.84	0.41	0.11
Snake gourd (Pale green)	11	0.89	0.25	5.14	0.03	0.07	16.52	2.85	27.11	21.77	0.47	0.2
Drumstick	30	2.48	0.12	3.13	0.06	0.12	60.48	92.33	22.27	28.51	0.5	0.26
Watakolu	12	0.86	0.15	59.33	0.01	0.07	25.48	6.41	14.67	14.01	4.42	0.45
Long beans	24	3.36	0.3	-	0.06	0.11	99.98	8.93	44.22	33.17	1.01	0.08
Ash Plantain	76	2.84	0.56	0.06	0.02	0.07	6.82	4.49	5.19	22.55	0.39	0.21
Green chillies	39	2.28	0.76	38.16	0.08	0.25	21.29	98.61	20.25	36.91	1.25	0.29
Limes	26	0.66	0.26	0.36	0.01	0.05	12.1	38.05	26	15.25	0.12	0.05
Kekiri	17	1.01	0.25	0.76	0.01	0.07	17.34	8.07	25.72	26.2	0.63	0.22
Ash pumpkin (Ash guord)	18	0.8	0.15		0.01	0.15	14.17	9.14	19.27	23.62	0.48	0.13
Cho-Cho	19	0.58	0.12	0.3	0.04	0.07	63.81	23.76	20.55	13.02	0.49	0.12
Thalana batu (Little prince)	21	1.28	0.39	24.33	0.12	0.09	38.63	2.4	12.38	19.62	0.31	0.22
Thalana batu (Thai eggplant)	21	1.45	0.26	18.33	0.11	0.09	31.18	2.71	17.24	37.22	0.37	0.24
Thibbatu	61	1.66	1.96	15.89	0.03	1.02	72.39	10.8	105	57.46	1.06	0.59
Kohila yams	27	0.64	0.16	1.72	0.01	0.14	4.64	1.67	52.33	33.95	0.61	1.62
Kehel muwa	19	1.36	0.63	4.27	0.02	0.12	40.51	8.16	35.09	31.43	0.38	0.39
Ambaralla	37	0.73	0.44	3.36	0.01	0.1	44.49	35.51	20.7	9.28	0.7	0.12
Mango	50	0.75	0.09	14.5	0.02	0.14	34.89	91.63	28.56	17.74	0.5	0.09
Mushroom	27	2.54	0.42	-	0.15	0.13	7.81	11.56	0.9	14.42	1.32	0.79
Dambala	21	1.84	0.2	38.74	0.08	0.4	33.69	19.82	68.24	31.38	1.2	0.44
Coconuts nuts	390	3.67	39.92	-	0.05	0.11	14.86	-				

Root Crop

Sweet potato	108	1.27	0.33	NA	0.04	0.09	14.44	22.2	28.93	21.05	0.51	0.14
Manioc	78	0.92	0.19	NA	0.07	0.2	0.1	1.95	25.31	19.08	19.78	23.73
Nelum ala/Lotus root	79	1.94	0.93	NA	0.05	0.19	26.49	26.63	37.71	26.58	3.34	0.35
Kiriala	87	3.96	0.15	1.19	0.03	0.16	20.17	2.71	30.79	41.52	0.6	0.42
Iniala	103	3.2	0.3	33.14	0.01	0.22	22.19	13.03	40.99	28.98	1.31	0.29

Leafy Vegetables

Mukunuwanna	28	3.15	0.55	92.25	0.09	0.27	96.14	3.24	135	45.38	1.7	1.03
Gotukola	15	0.64	0.47	226	0.07	0.23	70.11	6.74	96.31	41.42	1.25	0.66
Kankun	15	0.47	0.37	1614	0.08	0.4	33.69	19.82	49.21	18.35	1.32	0.44
Kathurumurunga	70	8.01	1.35	2097	0.33	0.22	120	121	901	96.64	4.36	0.53
Nivithi	22	2.2	0.47	959	0.06	0.11	74.05	10.26	163	61.37	1.49	0.67
Thampala	32	3.55	0.72	1474	0.21	0.22	74.27	82	258	209	3.5	1.4
Sarana	20	2.42	0.21	1149	0.03	0.13	58.54	9.89	59.57	42.93	0.13	0.75
Kohila leaves	33	4.1	0.83	300	0.02	0.17	56.76	5.56	19.5	20.32	0.25	0.3
Onion leaves	27	2.01	0.26	NA	0.04	0.18	56.8	23.38	35.21	74.95	3.15	0.77
Cabbage leaves	30	3.63	0.27	8.66	0.05	0.24	63.46	40.76	170	18.47	2.67	0.35
Salad leaves	19	1.05	0.24	NA	0.1	0.06	37.48	11.64	58.23	36.89	2.07	0.27
Cauliflower	23	2.09	0.48	0.14	0.06	0.11	46.67	50.17	22.44	18.52	0.76	0.27
Jackfruit pods	25	2.14	0.34	NA	0.03	0.04	30.7	24.77	37.32	26.08	0.3	0.17
Jackfruit seeds	77	5.66	0.44	NA	0.02	0.08	58.91	15.24	40.87	50.14	0.52	0.42

Meat

Chicken	176	23.14	9.24	6.88	0.07	0.49	10.09	-	15.06	20.18	0.75	0.64
Beef	160	23.3	7.45	2.15	0.08	0.32	1.93	-	4.8	28.54	2.41	3.31
Mutton	138	20.37	6.23	2.7	0.13	0.28	1.73	-	7.58	19.5	1.62	5.05
Pork	161	18.83	9.5	1.9	0.09	0.28	8.15	-	6.58	8.9	0.79	0.8

Fish

Balaya	96	21.28	1.12	21.01	0.15	0.12	7.89		6.45	26.02	0.68	0.46
Seer	136	22.28	5.18	81.9	0.07	0.16	15.45		9.85	36.73	0.41	0.74

Shark	95	21.6	0.83	1.11	0.04	0.11	8.57	8.44	32.58	0.41	0.74
Paraw	87	20.02	0.7	1.49	0.02	0.16	6.77	8.17	31.68	0.67	0.41
Thalapath	91	16.04	2.88	12.03	0.1	0.13	78.22	7.64	24.89	0.71	0.67
Kelawalla	109	21.47	2.55	15.95	0.17	0.73	77.39	13.35	33.82	0.68	0.64
Haedaella	87	19.88	0.78	12.18	0.04	0.06	11.7	36.6	53	0.54	0.65
Hurulla	88	17.08	2.18	10.02	0.14	1.66	61.66	103	35.45	1.24	1.05
Karalla / Katuwalla	97	21.8	1.06	1.25	0.02	0.1	14.38	37.06	39.05	0.24	0.42
Kumbala / Angila	101	21.51	1.53	16.34	0.1	0.1	7.13	31.27	37.46	1.46	0.67
Salaya / Sudaya	100	19.5	2.39	15.41	0.18	1.39	60.87	435	42.83	1.4	2.3
Theppli / Telapiya /Korali	83	18.48	1.08	17.14	0.18	0.18	8.29	99.39	24.96	2.84	0.88
Prawns	65	14.85	0.56	1.24	0.03	0.1	15.37	37.81	30.5	0.73	1.1
Crabs	45	10	0.55	8.33	0.14	0.18	13.83	37.81	45.93	0.73	1.1
Cuttle fish	76	16.82	0.93	1.93	0.02	0.04	6.22	8.73	35.46	0.62	1.3
Linna	112	20.3	3.37	15.78	0.23	0.68	59.78				
Coppara	97	22.89	0.56	21.51	0.04	0.12	8.08	7.2	30.08	1.2	0.58
Ray (Maduwa)	97	23.98	0.68	7.55	0.02	0.21	25.59	9.16	24.61	0.74	0.44

Dried Fish

Dried sprats	259	51.16	5.92	12.83	0.25	0.62	438	1178	162	3.06	4.2
Dried keeramin	311	49.6	12.42	12.92	0.13	2.41	144	555	166	2.58	3.19
Dried thalapath	289	54.68	8.04	9.38	0.04	0.43	97.8	62.75	110	1.96	1.45
Dried katta	275	50.04	8.31	2.48	0.03	0.35	80.4	86.55	92.17	1.47	1.16
Dried balaya	282	63.79	3.37	14.32	0.12	1.98	213	83.48	83.45	3.6	1.44
Dried shark / keelan	267	55.03	5.25	10.31	0.04	0.32	187	42.24	92.94	1.48	0.66

Eggs

Hen eggs (Country)	170	13.14	13	208	0.08	0.18	54.6	50.14	11.04	1.64	1.12
Hen eggs (Table)	135	13.55	9.03	200	0.19	0.19	49.46	63.3	12	2.39	1.73
Quail eggs	153	12.39	11.46	153	0.11	0.17	54.86	60.67	11.21	2.55	1.51

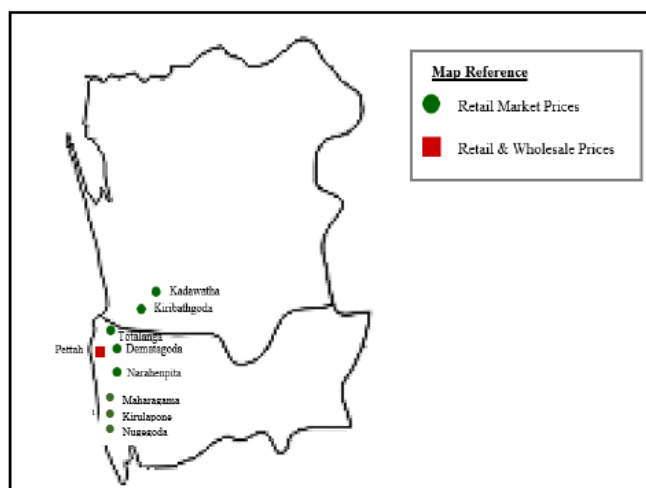
Fruits

Banana Embul	109	1.11	1.09	9.68	0.05	0.64	32.98	13.61	9.39	25.67	0.51	0.23
Anamaalu	102	1.04	0.72	16.4	0.04	0.65	21.07	3.66	8.06	27.02	0.51	0.23

Koli kuttu	107	1.38	0.34	8.8	0.03	0.47	18.12	7.71	8.56	38	0.32	0.14
Pineapple	37	0.41	0.17	5.76	0.04	0.12	17.86	39.36	10.37	10.71	0.3	0.09
Papaya	26	0.42	0.16	171	0.11	0.04	54.85	48.62	16.77	8.9	0.23	0.08
Mangoes (Karthakolomban)	79	0.8	0.92	259	0.01	0.1	35.52	17.74	3.12	6.72	0.1	0.08
Mangoes (Vilad)	44	0.76	0.58	146	0.05	0.26	67.6	29.97	16.93	14.79	0.65	0.19
Apple	62	0.29	0.64	0.36	0.02	0.08	3.43	2.9	3.12	6.72	0.1	0.08
Avacado	144	2.95	13.86	2	0.08	0.18	67.17	9.36	28.48	48.14	0.81	0.75
Wood apple	78	3.09	3.62	0.46	0.01	0.14	6.07	13.58	59.15	25.16	0.45	0.32
Orange	46	1.07	0.37	23.44	0.01	0.28	14.46	20.19	31.18	20.36	0.81	0.35
Guava	39	1.53	0.38	19.67	0.01	0.11	25.24	30.88	6.59	12.02	0.53	0.33
Grapes	49	0.95	10.69	3.22	0.04	0.1	7.07	20.51	7.27	6.86	0.28	0.07
Melon	19	0.65	0.16	130	0.02	0.11	6	8.24	4.05	9.76	0.15	0.1

Source: Sri Lanka Food Composition Tables, Ministry of Health - 2021.

Price Collecting Areas





HARTI



Ministry of Agriculture

**Food Systems and Market Research Division & Data Management Division
Hector Kobbekaduwa Agrarian Research and Training Institute**

No. 114, Wijerama Mawatha, Colombo 07.

Phone: 011-2696981 Fax: 011-2682283

E-mail: mfpaharti@yahoo.com

Web: www.harti.gov.lk

www.mobitel.lk

**දෛනික චිළචිචි තොග මිල,
ජංගම දුරකථනයෙන්**

හෙක්ටර් කොච්චිකඩුව ගොවි කරියතු පර්යේෂණ
හා පුහුණුධර්මේ ආයතනය අනුමුතයෙන්

**මොබිටෙල්
ජංගම
මිල දර්ශනය**

ජාතික ජංගම දුරකථන ජාලයෙන්

6666
අමතන්න.

මොබිටෙල් අද මිල - අත දෙස
මොබිටෙල් ජංගම දුරකථන ජාලයෙන්
චිළචිචි තොග මිල දර්ශනය.

විකාශිතයාට රු.2/-
විකාශිතයාට රු.2/-