

RETAIL MARKET AT A GLANCE

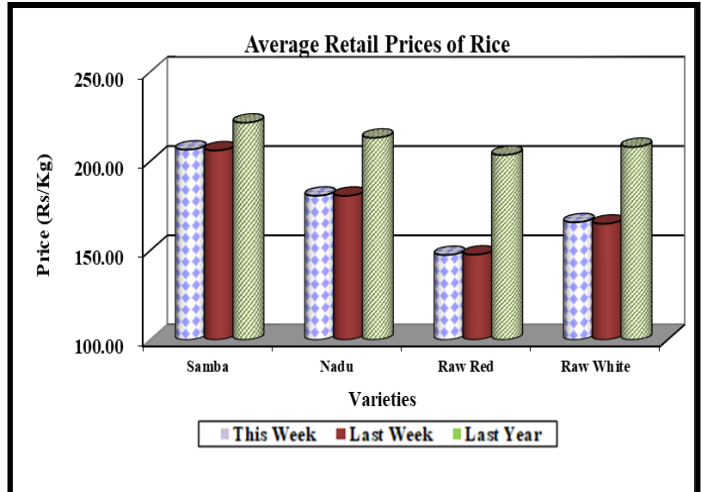
Summary

Rice



Prices of all local rice varieties except for raw red have decreased by Rs.3.00-6.00/kg with the highest price decrease for nadu grade I. Average retail prices of keeri samba, samba grade I and nadu grade I were Rs.276.00/ kg, Rs.230.00/kg and Rs.218.00/kg respectively. Prices of all paddy varieties in most of the major producing areas have decreased.

(Page No.01-02)

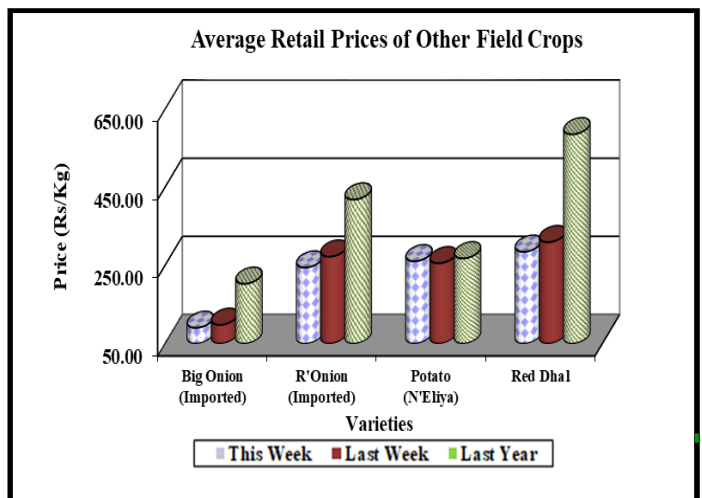


Other Field Crops



Prices of both imported red onion and big onion have decreased by Rs.8.00/kg and Rs.3.00/kg respectively. Prices ranged Rs.450.00-480.00/kg and Rs.120.00-140.00/kg respectively. Price of Nuwara Eliya potato (Rs.4.00/kg) has increased while the price of imported potato (Rs.13.00/kg) has decreased. Prices ranged Rs.320.00-400.00/kg for local potato and Rs.160.00-220.00/kg for imported potato.

(Page No.02-04)

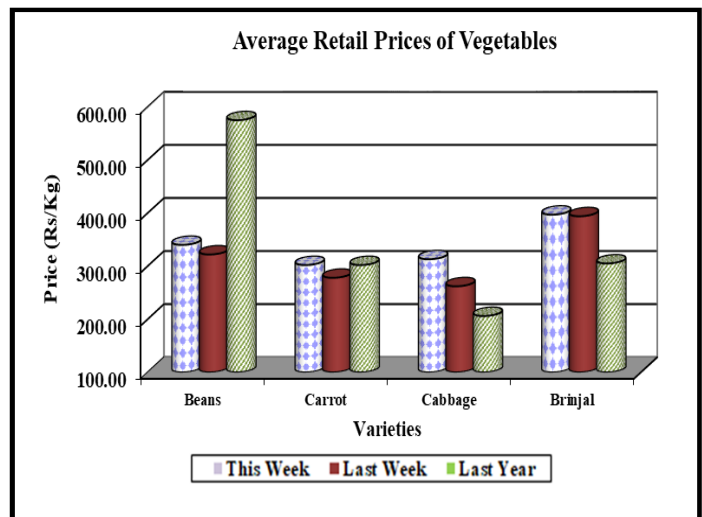


Vegetables



Prices of most of the up country and low country vegetables have increased due to decreased supply with the lean season. Considering the up country vegetables, the highest price increase was reported for cabbage (Rs.93.00/kg), followed by carrot (Rs.73.00/kg). The highest price range of Rs.400.00-880.00/kg was recorded for capsicum and brinjal as Rs.400.00-800.00/kg in Colombo and suburb markets.

(Page No.04-05)



Coconut



Prices of large and small coconut have increased further by Rs.1.00/nut. Prices ranged Rs.100-00-130.00 for large nuts of Rs.80.00-95.00 for small nuts.

(Page No.06)

Rice

Wholesale

Prices of all types of local rice varieties have not changed significantly. Price ranges of grade II samba and grade II nadu were Rs.195.00-210.00/kg and Rs.175.00-180.00/kg respectively. Average prices of grade I samba, nadu I and keeri samba were Rs.211.00/kg and Rs.184.00/kg and Rs.260.00/kg respectively. Price ranges of raw red and raw white were Rs.140.00-155.00/kg and Rs.160.00-175.00/kg respectively.

Price of imported raw white has decreased by 3% due to low demand and the price ranged between Rs.178.00-185.00/kg. Price range of ponni samba was Rs.200.00-215.00/kg.

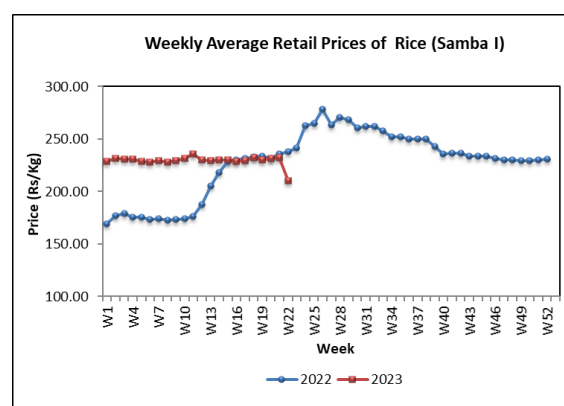
Compared to the same period of last year, the current wholesale prices of all types of local rice varieties except keeri samba have decreased in the range of 6%-28% while the price of keeri samba has increased by 2%.

Retail

Prices of most of the local rice varieties have decreased by Rs.3.00-Rs.6.00/kg. The highest price decrease was reported for nadu grade I by Rs.6.00/kg and the price ranged between Rs.210.00-220.00/kg followed by nadu grade II Rs.5.00/kg. Its price ranged Rs.190.00-210.00/kg.

Prices of samba I, samba II and raw white have decreased by Rs.3.00/kg-- price ranges were Rs.225.00-230.00/kg, Rs.210.00-225.00/kg and RS.180.00-190.00/kg respectively.

Price of raw red has increased by Rs.1.00/kg and the price ranged Rs.160.00-190.00/kg. Price of keeri samba has not changed significantly and the price ranged Rs.270.00-280.00/kg.



Price of imported samba has not changed significantly and price ranged between Rs.215.00-240.00/kg. Price of imported raw white has increased by Rs.2.00/kg and the price ranged between Rs.190.00-210.00/kg.

Compared to the same period of last year, prices of all local rice varieties except for keeri samba have decreased by 2%-23%. Price of keeri samba has increased by 2%.

Paddy

The average farm gate paddy prices of all major paddy varieties have declined in almost all major producing areas.

Accordingly, the average price of short grain (samba) paddy has decreased by Rs.1.00-4.00/kg and prices ranged Rs.100.00-111.00/kg. Further, average farm gate price of keeri samba has also decreased by Rs.1.00-4.00/kg and the prices ranged Rs.130.00-144.00/kg. Subsequently, Rs.1.00-5.00/kg price decrease was reported for long grain white paddy and its prices ranged Rs.82.00-90.00/kg. A considerable price decrease of Rs.5.00-10.00/kg was reported for long grain red paddy in major producing areas in the Southern province and prices ranged Rs.70.00-75.00/kg.

Compared to the same period of last year, the average farm gate prices of all major paddy varieties except keeri samba have decreased by 5%-39% with the highest price decrease reported for long grain red paddy in all considered producing areas in the Southern province. Meanwhile, the average price of keeri samba paddy has increased by 2%-14%.

Dried Chillies

Wholesale

Price of imported dried chillies has decreased by 1% and the price ranged Rs.900.00-1120.00/kg.

Compared to the same period of last year, price of imported dried chillies has decreased by 42%.

Retail

Price of imported dried chillies has decreased by Rs.34.00/kg and the price ranged Rs.1100.00-1500.00/kg.

Compared to the same period of last year, price of imported dried chillies has decreased by 26%.

Onion

Wholesale

Price of imported red onion has decreased by 10% due to availability of low quality stocks and the price ranged Rs.200.00-300.00/kg.

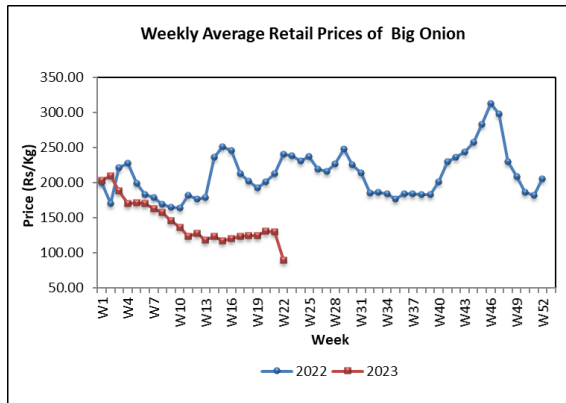
Price of imported big onion has also decreased by 8% due to increased supply of Pakistan stocks and the price ranged Rs.70.00-100.00/kg.

Compared to the same period of last year, prices of imported red onion and big onion have decreased by 42% and 56% respectively.

Retail

Price of imported red onion has decreased by Rs.8.00/kg and the price ranged Rs.350.00-480.00/kg. Price of big onion also has decreased by Rs.3.00/kg and price ranged Rs.120.00-140.00/kg.

Weekly Food Commodities Bulletin



Compared to the same period of last year, prices of imported red onion has increased by 2% while price imported big onion has decreased by 40%.

Potato

Wholesale

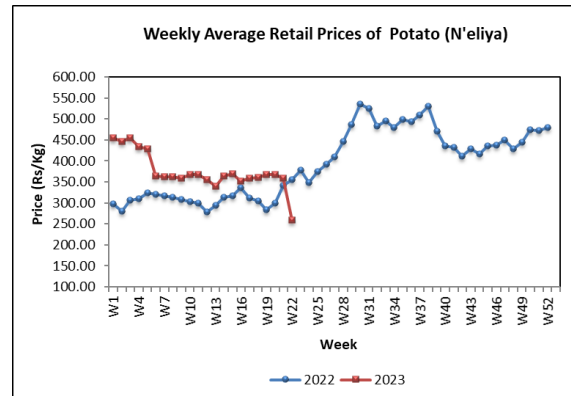
Price of Nuwara Eliya potato has increased by 2% due to decreased supply and the price ranged Rs.250.00-270.00/kg. Price of imported potato has decreased by 2% due to increased supply of Pakistan stocks and the price ranged Rs.145.00-210.00/kg. (Price ranges were Rs.145.00-160.00/kg for Pakistan stocks and Rs.200.00-210.00/kg for Indian stocks.)

Compared to the same period of last year, prices of imported potatoes and Nuwara Eliya potatoes have decreased by 21% and 3% respectively.

Retail

Price of Nuwara Eliya potato has increased by Rs.4.00/kg and price ranged Rs.320.00-400.00/kg. Price of imported potato has

decreased by Rs.13.00/kg and price ranged Rs.160.00-220.00/kg.



Compared to the same period of last year, price of Nuwara Eliya potato has increased by 11% while price of imported potato has decreased by 11%.

Pulses

Wholesale

Prices of red dhal has decreased by 8% due to increased supply and decreased CIF prices. Its prices ranged Rs.270.00-300.00/kg. Prices of red cowpea and green gram have decreased by 5% and 4% respectively due to increased supply of local stocks to the market and their price ranges were Rs.650.00-800.00/kg and Rs.1250.00-1450.00/kg respectively. Price of white cowpea has increased by 6% due to decreased supply and the price ranged Rs.650.00-780.00/kg.

Compared to the same period of last year, prices of all types of pulses except red dhal have increased in the range of 24%-66% while the price of red dhal has decreased by 51%.

Retail

Price of white cowpea has increased by Rs.43.00/kg and price ranged Rs.800.00-1200.00/kg. Prices of other pulses have decreased by Rs.7.00-23.00/kg. Price ranged as Rs.1480.00-1600.00/kg for green gram Rs.800.00-1000.00/kg for and for red cowpea Rs.320.00-360.00/kg for red dhal.

Compared to the same period of last year, price of red dhal has decreased by 43% while prices of all other pulses have increased by 32%-67%.

Vegetable

Wholesale

Prices of most of the vegetable varieties have increased due to limited supply due to the off-season.

Considering up-country varieties, the prices of all varieties except raddish have increased due to limited supply from major producing areas. Prices of both cabbage and beetroot have increased by 19% due to limited supply from Bandarawela and Puttalam areas. Price of knolkhol has increased by 14% and prices of all other up country varieties have increased in the range of 3%-9%. However, price of raddish has decreased by 2% due to slight changes of the market demand.

Price of tomato has increased by 17% due to decreased supply from Balangoda and

Sooriyawewa areas and price of capsicum has increased by 15% due to increased supply of high quality stocks from Nuwara Eliya areas.

Considering low-country varieties, prices of both long beans and ladies fingers have increased by 23% due to limited supply from all the producing areas. Price of ash plantain has increased by 14% due to limited supply from Embilipitiya areas and prices of brinjal, bitter gourd and drumstick have increased in the range of 1%-7%. However, due to increased supply from Kalpitiya areas price of cucumber has decreased by 7% and prices of snake gourd, luffa and pumpkin have decreased in the range of 1%-4%.

Further, price of green chilies has increased by 23% due to increased supply of high quality stocks from Jaffna areas and price of lime has increased by 7%.

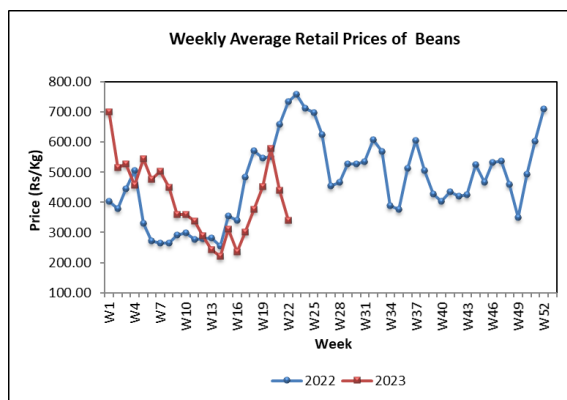
Compared to the same period of last year, price of most of the varieties have decreased and the highest price decrease was reported tomato as 47%.

Retail

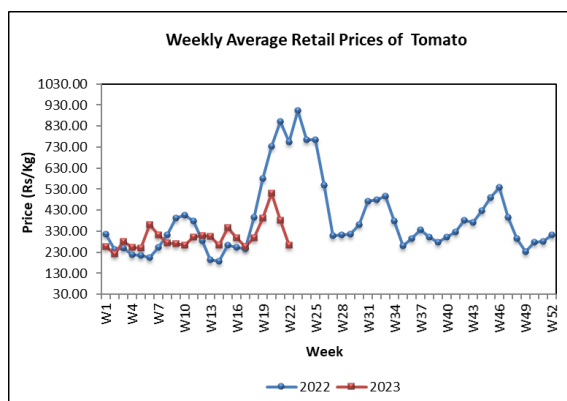
In line with the increased wholesale prices, retail prices of most of the vegetable varieties have increased.

Considering up country varieties the highest price increase was reported for cabbage as Rs.93.00/kg, followed by carrot

as Rs.73.00/kg. Prices of beetroot and leeks have increased by Rs.45.00/kg and Rs.33.00/kg respectively. Prices of beans and knolkhol have also increased by Rs.29.00/kg and Rs.19.00/kg respectively. However, price of raddish has decreased by Rs.39.00/kg.



Price of tomato and capsicum have increased by Rs.5.00/kg and Rs.142.00/kg respectively.



Considering low country varieties, the highest price increase was reported for drumstick and Rs.189.00/kg followed by long beans as Rs.55.00/kg. Prices of both bitter gourd and brinjal have increased by Rs.51.00/kg and Rs.50.00/kg respectively. Prices of ladies fingers and ash plantain

have increased by Rs.35.00/kg and Rs.23.00/kg. Prices of cucumber and snake gourd have decreased by Rs.7.00/kg and Rs.3.00/kg respectively.

Further, price of green chilies and lime have increased by Rs.50.00/kg and Rs.64.00/kg respectively.

Compared to the same period of last year, prices of most of varieties have increased and the highest price increase was reported for ash plantain as 68%.

Coconut

Wholesales

Prices of large and small nuts have increased by 2% and 5% respectively. Price ranges were Rs.90.00-100.00 for a large nut and Rs.80.00-85.00 for a small nut.

Compared to the same period of last year, prices of large and small nuts have increased by 22% and 14% respectively.

Retail

Prices of both large and small nuts have increased by Rs.1.00/nut and price ranges were Rs.100.00-130.00 for a large nut and Rs.80.00-95.00 for a small nut.

Compared to the same period of last year, prices of large and small nuts have increased by 22% and 17% respectively.

Fruits

Wholesale

Prices of most of the fruit varieties have increased due to unavailability of sufficient stocks. The highest price increase was reported for wood apple as 49% due to off season. Price of orange has increased by 23% due to unavailability of stocks. Prices of all sizes of pineapples have increased in the range of 6%-14% as limited stocks available. In addition, prices of ambul and seeni banana have increased by 13% and 5% respectively due to limited stocks. Price of slime apple has increased by 11% due to availability of quality stocks.

However, prices of all mango varieties have decreased in the range of 2%-23% due to high supply from production areas. Prices of kolikuttu, ambun and anamalu banana have decreased in the range of 2%-15% due to low demand. Further, price of papaw has decreased by 8% due to availability of sufficient stocks.

Compared to the same period of last year, current wholesale prices of most of the fruit varieties have increased with the highest price increase of 349% reported for pineapple- medium.

Retail

Prices of most of the fruits have increased in line with the increased wholesale prices. The highest price increase of Rs.49.00/fruit was reported for small sized pineapple due to unavailability of sufficient stocks. Prices of medium and large sized pineapple have also increased by Rs.42.00/fruit and Rs.40.00/fruit respectively. Further, prices of grapes, king coconut and oranges have increased by Rs.4.00-5.00/kg.

Meanwhile, prices of mango karthakolomban and vilad mangoes have decreased by Rs.28.00/fruit and Rs.30.00/fruit respectively due to availability of sufficient stocks. Price of banana- koliluttu and papaw have decreased by Rs.15.00/kg and Rs.4.00/kg respectively.

Compared to the same period of last year, retail price of all fruits varieties have increased with the highest price increase reported for pineapple small as 224%.

Fresh Fish

Wholesale

Wholesale prices of most of the fresh fish types have decreased due to increase in wholesale supply. The highest price decrease of 39% was noted for mora due to high supply from Northern areas and the price ranged between Rs.840.00-1000.00/kg. A price decrease of 13% was

noted for hurulla due to high supply and price ranged Rs.750.00-880.00/kg. Likewise, a price decrease of 7% was noted for paraw due to high supply from Trincomalee and Kalmunai areas and the price ranged between Rs.1350.00-1500.00/kg. Apart from this, price of shrimps has decreased by 5% and the price of salaya has decreased by 4% respectively.

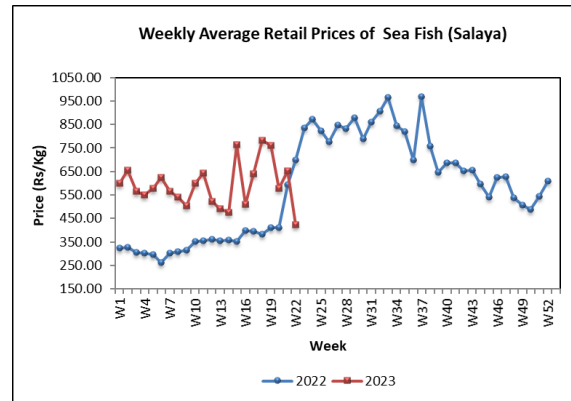
However, a price increase of 10% was noted for thlapath due to low supply from Negombo, Walachchenai and Kalmunai areas and the price ranged Rs.1580.00-2300.00/kg. Likewise, a price increase of 8% was noted for balaya due to low supply from Galle, Mirissa and Beruwala areas and the price ranged Rs.950.00-1450.00/kg. In addition, price of kelawalla has increased by 5%.

Compared to the same period of last year, current wholesale prices of most of the fresh fish types have increased in the range of 7%-28% with the highest price increase was reported for kelawalla.

Retail

In line with decreased wholesale prices, retail prices of most types of fresh fish type have decreased with slightly increase of supply. The highest price decrease was reported for thora by Rs.98.00/kg followed by Rs.87.00/kg for

hurulla. Prices of shrimp and mora have also decreased by Rs.74.00/kg and Rs.56.00/kg respectively.



However, price of balaya has increased by Rs.200.00/kg due to insufficient supply. Also prices of thalapath and kelawalla have increased by Rs.43.00/kg and Rs.31.00/kg respectively.

Compared to the same period of last year, prices of all types of fresh fish types except paraw have increased in the range of 12%-38% with the highest price increase was reported for thalapath.

Dried Fish

Wholesale

Due to decreased supply of local dried fish, the prices of most of the local and imported dried fish types have increased. The highest price increase of 23% was noted for local balaya due to low supply from Negombo and Beruwala areas and the price ranged between Rs.1250.00-1380.00/kg. A price increase of 6% was noted for

imported sprats due to low supply from Iran and Thailand and the price ranged Rs.800.00-950.00/kg. Likewise, the prices of imported anguluwa, imported kattawa and local maduwa have increased by 3%-4%.

However, a price decrease of 10% was noted of local salaya due to high supply from Trincomalee, Puttalam and Chilaw areas and the price ranged between Rs.600.00-740.00/kg. In addition, local sprats have decreased by 3%.

Compared to the same period of last year, current wholesale prices of all dried fish types have decreased in the range of 5%-37% and the highest price decrease was reported for imported sprats.

Retail

Prices of most types of dried fish have increased in line with increase wholesale prices. The highest price increase of Rs.171.00/kg was reported for anguluwa. Further, prices of balaya, salaya and kattawa have increased by Rs.121.00/kg, Rs.38.00/kg and Rs.20.00/kg respectively.

However, prices of thora and local sprat have decreased by Rs.145.00/kg and Rs.23.00/kg respectively.

Compared to the same period of last year, prices of most types of dried fish have increased in the range of 7%-46% with the

highest price increase reported for maduwa.

Eggs

Wholesale

Average price of medium size brown egg was Rs.48.00. Price of large size white eggs has decreased by 2% and the price ranged between Rs.46.00-50.00.

Compared to the same period of last year, prices of both brown and white eggs have increased by 23% and 30% respectively.

Retail

Prices of both white and brown eggs have increased by Rs.2.00/egg and Rs.1.00/egg respectively. Price range of medium size brown egg was between Rs.49.00-50.00 and Rs.47.00-56.00 for a white egg.

Compared to the same period of last year, prices of both white and brown eggs have increased by 49% and 40% respectively.

Meat

Retail

Prices of most of the meat types have increased. Prices of skin-less broiler chicken and skin-less curry chicken have significantly increased by Rs.221.00/kg and Rs.84.00/kg respectively due to decreased poultry farming with increased cost of production. Price of beef has also increased by Rs.25.00/kg.

Price of pork has decreased by Rs.83.00/kg due to low demand.

Compared to the same period of last year, prices of all types of meat have increased in the range of 32%-71% with the highest price increase was reported for pork.

EXPLANATORY NOTE

The Food Commodities Bulletin is a weekly publication containing information relating to wholesale and retail prices of selected food commodities in nine selected markets in and around Colombo and main markets in the major producing areas.

The information is analyzed and presented as prevailing prices, price ranges, averages, and a comparison of weekly prices. The changes in prices reported are always with price prevailed during the previous week unless otherwise stated.

The frequency of collection of wholesale price information is twice a week (i.e. Tuesday and Friday) while with retail prices, it is thrice a week (i.e. Friday, Monday, and Tuesday).

Table 01: Selected Markets: Wholesale Price of Rice (Rs/50Kg Bag)

Week 22: 26 May - 01 June 2023

LOCATIONS	Rice Varieties													
	Samba 1		Samba 2		Keeri Samba		Nadu 1		Nadu 2		Raw Red		Raw White	
Colombo	10250	10750	9750	10500	12750	13250	9000	9250	8750	9000	7000	7750	8000	8750
Divulapitiya	11200	11350	9700	10200	12800	13000	10700	10850	8400	9000	7500	7750	7750	8250
Kurunegala	10500	11250	10000	10000	12900	13000	10400	10500	8250	8500	8500	8500	7900	8000
Nikaweratiya	11350	11400	9600	10250	12500	12950	10600	10700	8000	8250	8900	9000	7750	8000
Badulla	-	-	-	-	-	-	9250	9500	-	-	6500	7000	7750	8250
Puttalam	11200	11300	-	-	12900	13500	10500	10850	8100	8350	9250	9250	8000	8350
Dambulla	11350	11400	10400	10500	13200	13250	10700	10750	8500	8750	8500	8600	8000	8250
Anuradhapura	11250	11350	-	-	12750	13000	10500	10750	8750	9500	8500	9000	8250	8500
Tambuttegama	-	-	9750	10500	12950	12950	-	-	8400	8500	-	-	7900	8100
Polonnaruwa	11250	11300	-	-	12700	12750	10700	10750	-	-	-	-	9000	9250
Kalutara	10500	10750	-	-	13000	13250	-	-	9000	9250	7500	7750	8500	8750
Ampara	10650	10650	-	-	12500	12500	-	-	8750	8750	7250	7250	7750	7750
Kandy	11200	11350	10250	10500	13150	13250	10000	10250	8800	9250	7500	8000	8500	8750
Moneragala	11250	11350	-	-	12750	12850	10500	10750	9250	9750	7000	7250	7750	8000
Kegalle	-	-	-	-	-	-	-	-	-	-	-	-	-	-
Dehiattakandiya	11250	11500	-	-	13000	13000	10500	10500	9000	9000	8000	8250	7750	8500
Hambantota	11250	11250	-	-	12750	12900	-	-	-	-	6900	7250	8100	8350
Matara	10800	11100	10500	10600	12900	12950	9750	10500	-	-	6600	7000	8000	8500
Galle	11250	11400	-	-	12950	13000	10750	10800	-	-	7000	7250	8250	8500
Meegoda	10750	10900	-	-	12500	12900	-	-	8500	9250	6900	7300	7750	8250
Tissamaharama	-	-	10000	10250	12750	13000	-	-	8500	8750	6300	6500	8000	8250
Embilipitiya	10900	11000	-	-	12850	12950	10350	10450	-	-	6300	6500	7650	7750
Jaffna	-	-	9750	10250	12750	12750	10000	10500	8400	8750	7600	7900	-	-
Vavuniya	10700	10780	-	-	13000	13250	9600	9750	9500	9550	7750	7850	8500	8600
Mannar	10500	10750	-	-	12750	13000	9000	9250	8750	8900	7500	8000	8750	9000
Killinochchi	10500	10750	-	-	13000	13250	9400	9500	9000	9250	7500	7750	8250	8500
Mullattivu	10250	10500	-	-	12750	13150	9500	10000	8250	8750	6750	7250	8250	8500
Batticaloa	10400	10600	-	-	13100	13250	-	-	9150	9200	8100	8200	8750	8850
Trincomalee	-	-	-	-	-	-	-	-	-	-	-	-	-	-
Galenbindunuwew	10750	11400	-	-	13000	13100	9500	10600	8750	9250	8500	9000	8250	8500
Matale	11250	11350	10550	10600	12950	13000	10600	10700	8250	8750	8500	8750	8000	8250

Table 02: Selected Markets: Retail Price of Rice (Rs/Kg)

Week 22: 26 May - 01 June 2023

11

LOCATIONS	Rice Varieties													
	Samba 1		Samba 2		Keeri Samba		Nadu 1		Nadu 2		Raw Red		Raw White	
Colombo	225.00	230.00	210.00	225.00	270.00	280.00	210.00	220.00	190.00	210.00	160.00	190.00	180.00	190.00
Gampaha	230.00	230.00	215.00	220.00	260.00	260.00	220.00	220.00	185.00	200.00	175.00	185.00	180.00	195.00
Kurunegala	220.00	230.00	-	-	260.00	265.00	210.00	220.00	180.00	190.00	180.00	190.00	170.00	180.00
Nikaweratiya	230.00	230.00	-	-	260.00	270.00	210.00	215.00	170.00	175.00	195.00	200.00	168.00	180.00
Dambulla	230.00	235.00	213.00	215.00	265.00	270.00	218.00	220.00	180.00	185.00	175.00	185.00	165.00	175.00
Anuradhapura	230.00	230.00	220.00	220.00	260.00	260.00	215.00	220.00	180.00	200.00	180.00	190.00	170.00	180.00
Thambuththegama	230.00	230.00	210.00	220.00	265.00	280.00	220.00	220.00	180.00	185.00	-	-	170.00	180.00
Polonnaruwa	228.00	230.00	-	-	258.00	260.00	218.00	220.00	200.00	200.00	200.00	200.00	190.00	195.00
Kaluthara	230.00	235.00	-	-	270.00	275.00	210.00	220.00	-	-	160.00	165.00	190.00	195.00
Badulla	-	-	-	-	260.00	260.00	200.00	205.00	190.00	195.00	140.00	145.00	165.00	170.00
Keppetipola	225.00	230.00	216.00	220.00	265.00	270.00	214.00	216.00	195.00	198.00	146.00	150.00	152.00	156.00
Moneragala	230.00	230.00	-	-	260.00	260.00	215.00	220.00	190.00	200.00	145.00	150.00	160.00	165.00
Kegalle	230.00	230.00	-	-	265.00	265.00	210.00	220.00	175.00	200.00	180.00	200.00	180.00	190.00
Ampara	230.00	235.00	218.00	218.00	260.00	265.00	220.00	220.00	175.00	175.00	145.00	160.00	155.00	160.00
Dehiattakandiya	230.00	240.00	-	-	260.00	270.00	220.00	220.00	185.00	185.00	160.00	170.00	160.00	175.00
Nuwaraeliya	220.00	228.00	215.00	218.00	265.00	275.00	215.00	220.00	190.00	196.00	147.00	149.00	152.00	155.00
Kandy	230.00	230.00	215.00	220.00	265.00	270.00	218.00	220.00	195.00	200.00	170.00	185.00	175.00	180.00
Puttalam	230.00	230.00	-	-	265.00	275.00	212.00	220.00	170.00	175.00	190.00	200.00	165.00	175.00
Hambantota	230.00	230.00	-	-	260.00	265.00	-	-	-	-	135.00	143.00	165.00	170.00
Rathnapura	228.00	240.00	-	-	-	-	-	-	186.00	200.00	145.00	152.00	178.00	182.00
Matara	230.00	230.00	220.00	220.00	260.00	265.00	220.00	225.00	-	-	140.00	146.00	170.00	180.00
Galle	230.00	230.00	-	-	260.00	260.00	220.00	220.00	-	-	140.00	155.00	180.00	190.00
Tissamaharama	-	-	205.00	210.00	260.00	270.00	-	-	175.00	180.00	130.00	140.00	165.00	170.00
Meegoda (DEC)	225.00	230.00	210.00	210.00	260.00	260.00	-	-	180.00	192.00	150.00	160.00	170.00	175.00
Embilipitiya	225.00	230.00	210.00	215.00	260.00	260.00	210.00	220.00	-	-	130.00	142.00	170.00	180.00
Jaffna	-	-	215.00	220.00	260.00	265.00	200.00	210.00	180.00	190.00	160.00	170.00	-	-
Vavuniya	225.00	228.00	220.00	220.00	268.00	272.00	205.00	210.00	195.00	200.00	160.00	170.00	175.00	180.00
Mannar	225.00	230.00	220.00	220.00	265.00	270.00	-	-	190.00	200.00	170.00	180.00	185.00	195.00
Killinochchi	220.00	225.00	-	-	270.00	280.00	200.00	210.00	190.00	195.00	160.00	165.00	180.00	185.00
Mullaittivu	-	-	210.00	215.00	260.00	270.00	200.00	210.00	170.00	180.00	140.00	150.00	170.00	180.00
Batticaloa	-	-	215.00	220.00	265.00	270.00	-	-	188.00	190.00	165.00	170.00	180.00	185.00
Trincomalee	-	-	-	-	-	-	-	-	-	-	-	-	-	-
Hanguranketha	225.00	235.00	205.00	215.00	260.00	280.00	212.00	220.00	179.00	192.00	148.00	155.00	160.00	192.00
Veyangoda	230.00	230.00	210.00	220.00	260.00	270.00	212.00	215.00	180.00	190.00	170.00	180.00	170.00	190.00
Galenbindunuwewa	220.00	230.00	-	-	260.00	265.00	200.00	215.00	180.00	190.00	180.00	190.00	170.00	175.00
Bandarawela	-	-	210.00	215.00	260.00	260.00	-	-	190.00	200.00	150.00	160.00	170.00	180.00
Matale	228.00	230.00	214.00	216.00	265.00	268.00	215.00	220.00	185.00	190.00	180.00	185.00	170.00	180.00

Table 04: Selected Markets: Wholesale Price of Subsidiary Food (Rs/50Kg)

Week 22: 26 May - 01 June 2023

LOCATION	Dried Chillies	Red Onion		Big Onion	Potato			Pulses		
	Imported	Imported	Local		Imported	Welimada	Nuwara Eliya	Green Gram	Cowpea	Red Dhal
Colombo	45000 - 56000	10000 - 15000	-	3500 - 5000	7250 - 10500	-	12500 - 13500	62500 - 72500	32500 - 39000	13500 - 15000
Kurunegala	51500 - 54000	15000 - 16000	-	5100 - 5250	7750 - 8000	-	-	68750 - 70000	31250 - 32500	13250 - 15250
Nikaweratiya	47000 - 55000	15000 - 16000	-	5000 - 5500	8000 - 8100	-	-	61000 - 70000	30000 - 30000	14000 - 14500
Dehiattakandiya	50000 - 60000	17500 - 18500	-	4250 - 6000	8000 - 9250	-	15000 - 17500	60000 - 70000	-	14250 - 16250
Dambulla (DEC)	47500 - 49000	13500 - 14000	-	3750 - 4750	7750 - 8000	-	13000 - 13500	65000 - 67500	27500 - 29500	13750 - 14250
Anuradhapura	55000 - 60000	17000 - 19000	-	5500 - 6000	8500 - 9500	-	-	72500 - 77500	32500 - 42500	15000 - 16000
Thambuththegama	50000 - 56500	-	-	5000 - 5250	7750 - 8000	-	13500 - 14000	62500 - 65000	25000 - 27500	13500 - 14500
Polonnaruwa	56000 - 57500	19000 - 19250	-	5500 - 5750	9000 - 9250	-	15500 - 15650	-	41500 - 41500	16500 - 16750
Kaluthara	50000 - 51000	12500 - 13000	-	4750 - 5000	7500 - 7800	-	12750 - 13000	67500 - 69000	34000 - 35000	14000 - 14500
Puttalam	42000 - 51000	-	-	5000 - 5600	8000 - 9500	-	15500 - 16500	66000 - 74000	28500 - 32000	14650 - 16000
Kandy	50000 - 51500	15000 - 15250	-	4750 - 5250	7750 - 8000	-	13000 - 13500	67500 - 70000	35000 - 37000	15500 - 16000
Matara	56000 - 60000	16000 - 17500	-	5250 - 5500	8500 - 9000	-	16000 - 16500	65000 - 70000	37500 - 40000	17000 - 17500
Hambantota	55000 - 57500	14000 - 16000	-	5000 - 5500	8250 - 9000	-	-	60000 - 62500	38000 - 39000	15500 - 17000
Kegalle	54000 - 56000	14000 - 14300	-	5500 - 5650	8350 - 8500	-	15000 - 15150	71000 - 71500	36900 - 38500	15400 - 17500
Galle	50000 - 55000	17500 - 20000	-	5500 - 5750	8250 - 8500	-	17500 - 18000	65000 - 70000	40000 - 42500	16500 - 17000
Tissamaharama	55000 - 60000	15000 - 16000	-	5250 - 5750	8500 - 9000	-	16000 - 16000	65000 - 65000	40000 - 40000	15500 - 16500
Meegoda (DEC)	49000 - 49500	13500 - 15000	-	4900 - 5000	7500 - 7900	-	14500 - 15600	65000 - 72500	32500 - 37500	13500 - 14750
Jaffna	50000 - 54000	14000 - 16000	-	5000 - 5750	8000 - 8250	-	-	69000 - 72500	-	15000 - 15750
Vavuniya	55000 - 55600	17000 - 17500	-	5000 - 5400	8000 - 8250	-	-	65000 - 66000	-	15000 - 15250
Mannar	52500 - 55000	15500 - 16000	-	5750 - 6000	8500 - 9000	-	-	67500 - 68750	-	13750 - 14250
Killinochchi	55000 - 57500	-	-	5000 - 6000	8500 - 9000	-	-	71000 - 72500	-	16500 - 17000
Mullattivu	55000 - 57500	-	-	5500 - 6000	8500 - 9000	-	-	73000 - 75000	40000 - 42500	15500 - 16000
Batticaloa	52750 - 53250	17500 - 18500	-	5250 - 5500	8500 - 9000	-	-	70500 - 71000	37750 - 38250	15250 - 15750
Trincomalee	-	-	-	-	-	-	-	-	-	-
Galenbindunuwewa	52500 - 55000	15000 - 19000	-	5500 - 6000	8500 - 9000	-	-	70000 - 71500	27500 - 30000	15500 - 16000
Matale	47500 - 50000	15000 - 15500	-	4500 - 5000	7500 - 8000	-	15000 - 16000	70000 - 72500	33000 - 36500	13750 - 14000

Table 05: Selected Markets: Retail Price of Subsidiary Food Crops (Rs/Kg)

Week 22: 26 May - 01 June 2023

LOCATIONS	Dried Chillies	Red Onion		Big Onion	Potato			Pulses		
	Imported	Imported	Local		Imported	Welimada	Nuwara Eliya	Green Gram	Cowpea	Red Dhal
Colombo	1100.00 - 1500.00	350.00 - 480.00	-	120.00 - 140.00	160.00 - 220.00	-	320.00 - 400.00	1480.00 - 1600.00	800.00 - 1200.00	320.00 - 360.00
Gampaha	1280.00 - 1300.00	400.00 - 400.00	-	130.00 - 130.00	200.00 - 220.00	-	400.00 - 400.00	1480.00 - 1500.00	800.00 - 880.00	300.00 - 350.00
Kurunegala	1250.00 - 1300.00	450.00 - 480.00	-	135.00 - 140.00	200.00 - 220.00	-	340.00 - 360.00	1500.00 - 1600.00	850.00 - 900.00	350.00 - 360.00
Nikaweratiya	1100.00 - 1250.00	360.00 - 400.00	-	125.00 - 140.00	190.00 - 220.00	-	320.00 - 360.00	1400.00 - 1500.00	850.00 - 1200.00	320.00 - 340.00
Dambulla	1100.00 - 1150.00	380.00 - 430.00	-	120.00 - 130.00	175.00 - 190.00	-	360.00 - 380.00	1400.00 - 1500.00	680.00 - 800.00	290.00 - 310.00
Anuradhapura	1200.00 - 1300.00	400.00 - 480.00	-	120.00 - 140.00	180.00 - 200.00	-	-	1500.00 - 1600.00	700.00 - 900.00	320.00 - 360.00
Thambuththegama	1200.00 - 1320.00	480.00 - 480.00	-	120.00 - 130.00	170.00 - 190.00	-	-	1300.00 - 1500.00	600.00 - 700.00	315.00 - 335.00
Polonnaruwa	1200.00 - 1280.00	380.00 - 400.00	-	120.00 - 130.00	190.00 - 200.00	-	320.00 - 330.00	1450.00 - 1480.00	900.00 - 900.00	340.00 - 350.00
Kaluthara	1180.00 - 1200.00	360.00 - 380.00	-	120.00 - 130.00	180.00 - 200.00	-	320.00 - 340.00	1500.00 - 1600.00	780.00 - 820.00	320.00 - 340.00
Badulla	1200.00 - 1250.00	440.00 - 480.00	-	120.00 - 140.00	190.00 - 200.00	360.00 - 400.00	-	1500.00 - 1600.00	800.00 - 850.00	330.00 - 350.00
Keppetipola	1150.00 - 1250.00	380.00 - 420.00	-	120.00 - 130.00	200.00 - 220.00	320.00 - 340.00	-	1560.00 - 1600.00	750.00 - 780.00	340.00 - 348.00
Moneragala	1100.00 - 1200.00	400.00 - 480.00	-	130.00 - 140.00	190.00 - 200.00	-	360.00 - 400.00	1400.00 - 1500.00	600.00 - 800.00	320.00 - 350.00
Kegalle	1100.00 - 1200.00	360.00 - 400.00	-	120.00 - 140.00	200.00 - 220.00	-	350.00 - 380.00	1480.00 - 1500.00	850.00 - 900.00	290.00 - 300.00
Ampara	1150.00 - 1200.00	380.00 - 390.00	-	129.00 - 130.00	200.00 - 200.00	-	350.00 - 380.00	1480.00 - 1600.00	780.00 - 1100.00	295.00 - 350.00
Dehiattakandiya	1100.00 - 1250.00	400.00 - 400.00	-	120.00 - 140.00	180.00 - 200.00	-	350.00 - 380.00	1250.00 - 1500.00	700.00 - 700.00	300.00 - 340.00
Nuwaraeliya	1100.00 - 1250.00	400.00 - 440.00	-	125.00 - 135.00	210.00 - 220.00	-	330.00 - 340.00	1550.00 - 1580.00	740.00 - 760.00	335.00 - 347.00
Kandy	1280.00 - 1300.00	520.00 - 560.00	-	130.00 - 140.00	200.00 - 220.00	-	350.00 - 360.00	1500.00 - 1600.00	900.00 - 940.00	350.00 - 360.00
Puttalam	1100.00 - 1150.00	-	480.00 - 600.00	120.00 - 140.00	180.00 - 220.00	-	360.00 - 400.00	1500.00 - 1600.00	650.00 - 800.00	300.00 - 330.00
Rathnapura	1200.00 - 1350.00	400.00 - 420.00	-	130.00 - 140.00	180.00 - 200.00	-	-	1400.00 - 1500.00	700.00 - 900.00	350.00 - 360.00
Hambantota	1200.00 - 1250.00	380.00 - 420.00	-	125.00 - 130.00	200.00 - 220.00	-	-	1300.00 - 1350.00	800.00 - 850.00	350.00 - 365.00
Matara	1200.00 - 1300.00	360.00 - 440.00	-	120.00 - 125.00	190.00 - 200.00	-	360.00 - 400.00	1400.00 - 1500.00	780.00 - 900.00	350.00 - 370.00
Galle	1200.00 - 1200.00	450.00 - 500.00	-	120.00 - 130.00	180.00 - 200.00	-	380.00 - 400.00	1480.00 - 1550.00	850.00 - 900.00	340.00 - 360.00
Tissamaharama	1150.00 - 1250.00	350.00 - 400.00	-	120.00 - 130.00	180.00 - 200.00	-	330.00 - 340.00	1350.00 - 1350.00	850.00 - 850.00	320.00 - 340.00
Meegoda (DEC)	1150.00 - 1200.00	360.00 - 420.00	-	110.00 - 120.00	160.00 - 180.00	-	340.00 - 380.00	1440.00 - 1600.00	840.00 - 1000.00	300.00 - 345.00
Embilipitiya	1250.00 - 1350.00	400.00 - 450.00	-	120.00 - 130.00	190.00 - 220.00	-	380.00 - 400.00	1600.00 - 1700.00	750.00 - 950.00	340.00 - 370.00
Jaffna	1100.00 - 1250.00	350.00 - 360.00	-	120.00 - 130.00	175.00 - 190.00	-	-	1500.00 - 1600.00	-	320.00 - 330.00
Vavuniya	1200.00 - 1280.00	390.00 - 420.00	-	120.00 - 130.00	175.00 - 200.00	-	-	1500.00 - 1600.00	-	315.00 - 325.00
Mannar	1150.00 - 1300.00	480.00 - 500.00	-	130.00 - 140.00	190.00 - 220.00	-	-	1400.00 - 1500.00	-	300.00 - 325.00
Killinochchi	1200.00 - 1250.00	-	-	130.00 - 150.00	200.00 - 220.00	-	-	1500.00 - 1550.00	-	350.00 - 360.00
Mullaittivu	1150.00 - 1200.00	-	-	-	200.00 - 220.00	-	-	1500.00 - 1550.00	850.00 - 900.00	350.00 - 360.00
Batticaloa	1100.00 - 1150.00	450.00 - 480.00	-	130.00 - 140.00	200.00 - 220.00	-	-	1480.00 - 1500.00	800.00 - 850.00	330.00 - 340.00
Trincomalee	-	-	-	-	-	-	-	-	-	-
Hanguranketha	1100.00 - 1280.00	350.00 - 360.00	-	120.00 - 135.00	180.00 - 200.00	-	330.00 - 340.00	1400.00 - 1600.00	750.00 - 800.00	293.00 - 310.00
Veyangoda	1200.00 - 1300.00	360.00 - 400.00	-	120.00 - 140.00	170.00 - 200.00	-	360.00 - 360.00	1500.00 - 1600.00	800.00 - 800.00	325.00 - 360.00
Galenbindunuwewa	1100.00 - 1200.00	360.00 - 420.00	-	120.00 - 130.00	180.00 - 190.00	-	-	1450.00 - 1500.00	580.00 - 650.00	320.00 - 340.00
Bandarawela	1200.00 - 1300.00	400.00 - 460.00	-	130.00 - 140.00	180.00 - 200.00	320.00 - 340.00	-	1500.00 - 1600.00	800.00 - 900.00	320.00 - 340.00
Matale	1100.00 - 1300.00	360.00 - 420.00	-	120.00 - 130.00	180.00 - 200.00	-	330.00 - 360.00	1480.00 - 1500.00	780.00 - 800.00	290.00 - 320.00

Table 06: Selected Markets: Wholesale Price of Vegetables(Rs/Kg)

Week 22: 26 May - 01 June 2023

Locations	Butter Beans	Green Beans	Carrot	Leeks	Beetroot	Knolkhol
Colombo	-	300.00 - 400.00	280.00 - 320.00	280.00 - 300.00	280.00 - 450.00	220.00 - 280.00
Meegoda (DEC)	-	320.00 - 390.00	320.00 - 380.00	320.00 - 360.00	340.00 - 380.00	280.00 - 290.00
Dambulla (DEC)	-	220.00 - 250.00	250.00 - 300.00	200.00 - 250.00	300.00 - 380.00	250.00 - 280.00
Keppetipola (DEC)	-	280.00 - 320.00	280.00 - 300.00	230.00 - 250.00	300.00 - 330.00	200.00 - 240.00
Norochchole (DEC)	-	-	-	-	300.00 - 350.00	-
Nuwara Eliya	-	290.00 - 310.00	320.00 - 330.00	230.00 - 240.00	320.00 - 340.00	240.00 - 260.00
Kandy	-	300.00 - 320.00	280.00 - 300.00	270.00 - 280.00	350.00 - 370.00	200.00 - 230.00
Hambantota	-	350.00 - 400.00	350.00 - 400.00	310.00 - 360.00	380.00 - 450.00	260.00 - 280.00
Thambuththegama (DEC)	-	300.00 - 340.00	330.00 - 350.00	290.00 - 320.00	300.00 - 350.00	-
Jaffna	-	420.00 - 480.00	350.00 - 380.00	320.00 - 360.00	400.00 - 480.00	-
Bandarawela	-	280.00 - 300.00	300.00 - 320.00	260.00 - 280.00	300.00 - 320.00	240.00 - 260.00
Veyangoda	-	350.00 - 400.00	320.00 - 360.00	280.00 - 300.00	280.00 - 330.00	240.00 - 280.00

Locations	Raddish	Cabbage	Tomato	Ladies Fingers	Brinjal	Capsicum
Colombo	150.00 - 180.00	280.00 - 350.00	220.00 - 300.00	140.00 - 160.00	350.00 - 450.00	400.00 - 450.00
Meegoda (DEC)	120.00 - 160.00	280.00 - 360.00	280.00 - 330.00	170.00 - 200.00	430.00 - 480.00	450.00 - 520.00
Moneragala	170.00 - 180.00	350.00 - 360.00	220.00 - 300.00	170.00 - 200.00	330.00 - 350.00	500.00 - 550.00
Dambulla (DEC)	100.00 - 130.00	260.00 - 300.00	210.00 - 230.00	120.00 - 130.00	400.00 - 450.00	440.00 - 480.00
Keppetipola (DEC)	80.00 - 100.00	250.00 - 260.00	200.00 - 210.00	130.00 - 140.00	350.00 - 380.00	450.00 - 480.00
Norochchole (DEC)	100.00 - 150.00	-	-	100.00 - 130.00	350.00 - 450.00	400.00 - 450.00
Nuwara Eliya	120.00 - 140.00	290.00 - 310.00	190.00 - 220.00	140.00 - 150.00	370.00 - 380.00	440.00 - 460.00
Kandy	130.00 - 150.00	280.00 - 340.00	220.00 - 230.00	130.00 - 150.00	350.00 - 400.00	450.00 - 470.00
Hambantota	150.00 - 180.00	320.00 - 370.00	250.00 - 300.00	160.00 - 200.00	400.00 - 450.00	480.00 - 520.00
Thambuththegama (DEC)	120.00 - 150.00	310.00 - 340.00	200.00 - 230.00	130.00 - 150.00	300.00 - 400.00	400.00 - 500.00
Tissamaharama	130.00 - 150.00	380.00 - 400.00	260.00 - 280.00	130.00 - 150.00	350.00 - 370.00	450.00 - 550.00
Jaffna	120.00 - 140.00	250.00 - 320.00	280.00 - 320.00	140.00 - 150.00	300.00 - 330.00	520.00 - 550.00
Bandarawela	80.00 - 100.00	250.00 - 280.00	200.00 - 220.00	-	340.00 - 360.00	450.00 - 480.00
Veyangoda	110.00 - 130.00	280.00 - 350.00	250.00 - 280.00	150.00 - 160.00	360.00 - 430.00	450.00 - 500.00

Locations	Pumpkin	Cucumber	Bitter Gourd	Snake Gourd	Drumstick	Luffa
Colombo	60.00 - 80.00	60.00 - 80.00	400.00 - 500.00	280.00 - 320.00	400.00 - 800.00	250.00 - 300.00
Meegoda (DEC)	75.00 - 90.00	60.00 - 80.00	440.00 - 500.00	300.00 - 350.00	-	330.00 - 370.00
Moneragala	80.00 - 100.00	100.00 - 150.00	450.00 - 550.00	300.00 - 380.00	-	300.00 - 380.00
Dambulla (DEC)	55.00 - 70.00	40.00 - 50.00	400.00 - 450.00	250.00 - 300.00	-	230.00 - 250.00
Keppetipola (DEC)	60.00 - 80.00	70.00 - 80.00	420.00 - 440.00	280.00 - 300.00	380.00 - 400.00	230.00 - 240.00
Norochchole (DEC)	60.00 - 100.00	50.00 - 70.00	350.00 - 450.00	250.00 - 300.00	400.00 - 500.00	220.00 - 280.00
Nuwara Eliya	80.00 - 90.00	75.00 - 85.00	440.00 - 460.00	290.00 - 300.00	400.00 - 420.00	240.00 - 250.00
Kandy	70.00 - 80.00	60.00 - 70.00	440.00 - 450.00	280.00 - 300.00	-	220.00 - 240.00
Hambantota	80.00 - 120.00	60.00 - 100.00	400.00 - 500.00	260.00 - 330.00	200.00 - 250.00	280.00 - 340.00
Thambuththegama (DEC)	40.00 - 60.00	30.00 - 50.00	400.00 - 450.00	230.00 - 260.00	300.00 - 350.00	220.00 - 250.00
Tissamaharama	70.00 - 80.00	50.00 - 70.00	360.00 - 380.00	300.00 - 330.00	310.00 - 320.00	260.00 - 300.00
Jaffna	60.00 - 75.00	75.00 - 80.00	360.00 - 400.00	250.00 - 280.00	380.00 - 700.00	-
Bandarawela	60.00 - 70.00	70.00 - 80.00	-	-	-	-
Veyangoda	70.00 - 100.00	60.00 - 80.00	470.00 - 500.00	300.00 - 330.00	400.00 - 400.00	260.00 - 320.00

Table 06 (Contd.)

	Long Beans	Ash Plantain	Green Chillies	Lime	Sweet Potatoe	Manioc
Colombo	200.00 - 250.00	140.00 - 160.00	250.00 - 300.00	280.00 - 350.00	80.00 - 100.00	150.00 - 300.00
Meegoda (DEC)	290.00 - 350.00	170.00 - 200.00	380.00 - 450.00	260.00 - 330.00	-	-
Moneragala	240.00 - 260.00	80.00 - 120.00	450.00 - 480.00	280.00 - 300.00	100.00 - 120.00	80.00 - 100.00
Dambulla (DEC)	200.00 - 240.00	150.00 - 160.00	250.00 - 300.00	250.00 - 280.00	60.00 - 70.00	100.00 - 120.00
Keppetipola (DEC)	230.00 - 250.00	140.00 - 150.00	350.00 - 400.00	270.00 - 290.00	80.00 - 90.00	130.00 - 140.00
Norochchole (DEC)	230.00 - 300.00	130.00 - 170.00	300.00 - 400.00	-	70.00 - 120.00	120.00 - 150.00
Nuwara Eliya	240.00 - 260.00	140.00 - 160.00	380.00 - 420.00	280.00 - 300.00	80.00 - 90.00	130.00 - 140.00
Kandy	250.00 - 270.00	150.00 - 180.00	380.00 - 420.00	290.00 - 300.00	75.00 - 90.00	140.00 - 160.00
Hambantota	250.00 - 320.00	130.00 - 170.00	350.00 - 400.00	300.00 - 350.00	150.00 - 160.00	120.00 - 170.00
Thambuththegama (DEC)	250.00 - 280.00	120.00 - 150.00	280.00 - 370.00	230.00 - 260.00	70.00 - 100.00	110.00 - 130.00
Tissamaharama	170.00 - 190.00	120.00 - 130.00	440.00 - 460.00	260.00 - 280.00	120.00 - 130.00	120.00 - 140.00
Jaffna	220.00 - 260.00	90.00 - 120.00	150.00 - 200.00	300.00 - 380.00	80.00 - 95.00	120.00 - 150.00
Bandarawela	-	-	350.00 - 380.00	-	80.00 - 100.00	120.00 - 140.00
Veyangoda	300.00 - 330.00	160.00 - 180.00	360.00 - 400.00	280.00 - 320.00	80.00 - 100.00	140.00 - 170.00

Locations	Leafy Vegetables (Rs/Bundle)			Coconut (Rs/Nut)	
	Mukunuwenna	Kankun	Gotukola	Large	Small
Colombo	40.00 - 50.00	40.00 - 50.00	280.00 - 300.00	90.00 - 100.00	80.00 - 85.00
Meegoda (DEC)	80.00 - 80.00	80.00 - 80.00	80.00 - 80.00	110.00 - 115.00	95.00 - 100.00
Norochchole (DEC)	50.00 - 60.00	50.00 - 60.00	120.00 - 130.00	85.00 - 97.00	65.00 - 75.00
Nuwara Eliya	-	-	-	-	-
Dambulla (DEC)	30.00 - 35.00	30.00 - 35.00	30.00 - 35.00	80.00 - 85.00	70.00 - 75.00
Kandy	40.00 - 45.00	45.00 - 50.00	250.00 - 260.00	90.00 - 92.00	70.00 - 73.00
Hambantota	40.00 - 45.00	40.00 - 45.00	60.00 - 70.00	-	-
Thambuththegama (DEC)	30.00 - 30.00	30.00 - 30.00	30.00 - 30.00	75.00 - 80.00	65.00 - 70.00
Tissamaharama	40.00 - 45.00	40.00 - 45.00	50.00 - 55.00	90.00 - 95.00	60.00 - 65.00
Jaffna	70.00 - 80.00	30.00 - 35.00	180.00 - 200.00	80.00 - 90.00	70.00 - 75.00
Bandarawela	-	-	-	-	-
Veyangoda	35.00 - 40.00	35.00 - 40.00	45.00 - 51.00	100.00 - 100.00	-

Colombo, Meegoda, Norochchole, Jaffna and Kandy - Gotukola Price Rs/Kg

Table 07: Selected Markets: Retail Price of Vegetables (Rs/Kg)

Week 22: 26 May - 01 June 2023

LOCATIONS	Up Country Varieties																
	Butter Beans		Green Beans		Carrot		Leeks		Beetroot		Knol Khol		Raddish		Cabbage		Tomato
Colombo	-	350.00 - 600.00	320.00 - 600.00	300.00 - 560.00	320.00 - 630.00	280.00 - 480.00	160.00 - 340.00	360.00 - 520.00	260.00 - 480.00								
Gampaha	-	400.00 - 480.00	400.00 - 480.00	400.00 - 480.00	480.00 - 600.00	400.00 - 480.00	200.00 - 320.00	380.00 - 480.00	360.00 - 480.00								
Kurunegala	-	460.00 - 500.00	460.00 - 480.00	450.00 - 460.00	580.00 - 600.00	400.00 - 460.00	260.00 - 300.00	450.00 - 480.00	360.00 - 400.00								
Nikaweratiya	-	480.00 - 520.00	480.00 - 520.00	480.00 - 520.00	480.00 - 560.00	400.00 - 400.00	240.00 - 240.00	400.00 - 480.00	360.00 - 400.00								
Dambulla	-	400.00 - 440.00	460.00 - 480.00	380.00 - 420.00	460.00 - 480.00	400.00 - 440.00	240.00 - 280.00	460.00 - 480.00	400.00 - 440.00								
Anuradhapura	-	460.00 - 560.00	440.00 - 480.00	440.00 - 480.00	450.00 - 600.00	-	240.00 - 320.00	440.00 - 480.00	360.00 - 400.00								
Thambuththegama	-	400.00 - 460.00	400.00 - 460.00	360.00 - 400.00	400.00 - 520.00	-	200.00 - 260.00	400.00 - 480.00	320.00 - 400.00								
Polonnaruwa	-	380.00 - 400.00	400.00 - 420.00	360.00 - 400.00	440.00 - 460.00	-	240.00 - 260.00	360.00 - 380.00	320.00 - 340.00								
Kaluthara	-	460.00 - 480.00	380.00 - 400.00	460.00 - 480.00	440.00 - 460.00	300.00 - 320.00	280.00 - 300.00	420.00 - 440.00	300.00 - 320.00								
Badulla	-	400.00 - 440.00	400.00 - 440.00	400.00 - 400.00	440.00 - 500.00	360.00 - 400.00	160.00 - 200.00	360.00 - 400.00	280.00 - 360.00								
Keppetipola	-	360.00 - 380.00	360.00 - 380.00	300.00 - 320.00	380.00 - 400.00	260.00 - 280.00	160.00 - 180.00	340.00 - 360.00	260.00 - 280.00								
Moneragala	-	400.00 - 480.00	480.00 - 520.00	440.00 - 480.00	480.00 - 520.00	-	240.00 - 320.00	460.00 - 480.00	320.00 - 400.00								
Kegalle	-	380.00 - 400.00	400.00 - 420.00	380.00 - 400.00	-	300.00 - 320.00	260.00 - 280.00	360.00 - 380.00	360.00 - 380.00								
Ampara	-	420.00 - 480.00	420.00 - 480.00	380.00 - 440.00	400.00 - 440.00	400.00 - 400.00	240.00 - 240.00	400.00 - 440.00	320.00 - 360.00								
Dehiattakandiya	-	400.00 - 520.00	400.00 - 480.00	400.00 - 480.00	400.00 - 520.00	-	200.00 - 300.00	400.00 - 480.00	400.00 - 480.00								
Nuwaraeliya	-	360.00 - 380.00	380.00 - 400.00	340.00 - 360.00	420.00 - 440.00	320.00 - 340.00	200.00 - 220.00	360.00 - 380.00	280.00 - 300.00								
Kandy	-	450.00 - 480.00	360.00 - 400.00	360.00 - 400.00	450.00 - 480.00	300.00 - 320.00	200.00 - 240.00	450.00 - 480.00	300.00 - 320.00								
Puttalam	-	480.00 - 600.00	440.00 - 520.00	480.00 - 520.00	520.00 - 600.00	-	320.00 - 360.00	480.00 - 560.00	400.00 - 440.00								
Hambantota	-	420.00 - 520.00	420.00 - 500.00	420.00 - 500.00	450.00 - 580.00	320.00 - 420.00	180.00 - 240.00	420.00 - 500.00	320.00 - 400.00								
Rathnapura	-	460.00 - 500.00	470.00 - 520.00	400.00 - 440.00	460.00 - 480.00	-	180.00 - 200.00	440.00 - 480.00	400.00 - 420.00								
Matara	-	400.00 - 500.00	400.00 - 460.00	400.00 - 450.00	500.00 - 600.00	-	240.00 - 260.00	400.00 - 440.00	340.00 - 400.00								
Galle	-	480.00 - 520.00	440.00 - 480.00	400.00 - 480.00	600.00 - 640.00	-	280.00 - 320.00	440.00 - 500.00	350.00 - 400.00								
Tissamaharama	-	420.00 - 440.00	420.00 - 440.00	400.00 - 430.00	460.00 - 490.00	300.00 - 320.00	180.00 - 220.00	400.00 - 430.00	300.00 - 340.00								
Meegoda (DEC)	-	380.00 - 450.00	420.00 - 480.00	380.00 - 460.00	380.00 - 480.00	340.00 - 360.00	180.00 - 260.00	360.00 - 460.00	300.00 - 340.00								
Embilipitiya	-	360.00 - 440.00	350.00 - 400.00	380.00 - 440.00	320.00 - 400.00	320.00 - 400.00	200.00 - 280.00	380.00 - 440.00	320.00 - 440.00								
Jaffna	-	500.00 - 550.00	380.00 - 420.00	380.00 - 400.00	500.00 - 550.00	-	150.00 - 180.00	350.00 - 400.00	350.00 - 420.00								
Vavuniya	-	-	-	-	-	-	-	-	-								
Mannar	-	480.00 - 520.00	480.00 - 520.00	480.00 - 520.00	480.00 - 520.00	-	200.00 - 220.00	400.00 - 450.00	400.00 - 450.00								
Killinochchi	-	460.00 - 500.00	380.00 - 420.00	380.00 - 420.00	400.00 - 440.00	-	200.00 - 220.00	440.00 - 460.00	360.00 - 400.00								
Mullaittivu	-	480.00 - 500.00	400.00 - 440.00	400.00 - 440.00	-	-	-	440.00 - 450.00	380.00 - 400.00								
Batticaloa	-	480.00 - 540.00	480.00 - 520.00	480.00 - 520.00	500.00 - 540.00	320.00 - 360.00	320.00 - 340.00	420.00 - 460.00	400.00 - 450.00								
Trincomalee	-	-	-	-	-	-	-	-	-								
Hanguranketha	-	300.00 - 360.00	350.00 - 380.00	310.00 - 350.00	380.00 - 400.00	250.00 - 300.00	140.00 - 160.00	300.00 - 350.00	270.00 - 300.00								
Veyangoda	-	480.00 - 520.00	460.00 - 480.00	440.00 - 480.00	400.00 - 480.00	320.00 - 380.00	240.00 - 260.00	440.00 - 480.00	340.00 - 360.00								
Galenbindunuwewa	-	560.00 - 600.00	480.00 - 520.00	440.00 - 480.00	400.00 - 480.00	-	240.00 - 280.00	400.00 - 450.00	360.00 - 400.00								
Bandarawela	-	380.00 - 400.00	400.00 - 420.00	360.00 - 380.00	400.00 - 420.00	340.00 - 360.00	160.00 - 180.00	360.00 - 380.00	300.00 - 320.00								
Matale	-	400.00 - 480.00	360.00 - 480.00	400.00 - 480.00	400.00 - 480.00	380.00 - 400.00	280.00 - 320.00	390.00 - 420.00	380.00 - 440.00								

Table 07 (Contd.)

LOCATIONS	Low Country Varieties											
	Ladies Fingers	Brinjal	Capsicum	Pumpkin	Cucumber	Bitter Gourd	Snake Gourd	Drumstick	Luffa	Long Beans		
Colombo	220.00 - 460.00	400.00 - 800.00	450.00 - 800.00	110.00 - 200.00	100.00 - 240.00	480.00 - 700.00	360.00 - 480.00	500.00 - 1200.00	320.00 - 560.00	300.00 - 480.00		
Gampaha	240.00 - 320.00	500.00 - 600.00	520.00 - 700.00	120.00 - 200.00	120.00 - 200.00	560.00 - 600.00	360.00 - 480.00	600.00 - 1000.00	400.00 - 480.00	400.00 - 480.00		
Kurunegala	280.00 - 320.00	580.00 - 620.00	700.00 - 800.00	140.00 - 160.00	160.00 - 200.00	580.00 - 600.00	460.00 - 480.00	-	400.00 - 440.00	380.00 - 400.00		
Nikaweratiya	240.00 - 320.00	480.00 - 520.00	560.00 - 600.00	120.00 - 160.00	120.00 - 160.00	600.00 - 600.00	360.00 - 400.00	-	400.00 - 400.00	320.00 - 400.00		
Dambulla	260.00 - 280.00	580.00 - 640.00	600.00 - 680.00	140.00 - 160.00	120.00 - 140.00	560.00 - 600.00	400.00 - 460.00	-	380.00 - 400.00	340.00 - 380.00		
Anuradhapura	240.00 - 280.00	500.00 - 640.00	600.00 - 700.00	120.00 - 160.00	160.00 - 200.00	560.00 - 700.00	360.00 - 440.00	-	360.00 - 440.00	400.00 - 480.00		
Thambuththegama	200.00 - 260.00	400.00 - 480.00	550.00 - 600.00	90.00 - 140.00	100.00 - 160.00	550.00 - 580.00	340.00 - 380.00	-	300.00 - 360.00	340.00 - 400.00		
Polonnaruwa	200.00 - 220.00	520.00 - 540.00	560.00 - 600.00	100.00 - 120.00	100.00 - 130.00	600.00 - 620.00	360.00 - 400.00	-	320.00 - 340.00	400.00 - 420.00		
Kaluthara	260.00 - 280.00	580.00 - 600.00	660.00 - 700.00	120.00 - 140.00	120.00 - 140.00	600.00 - 660.00	360.00 - 380.00	800.00 - 900.00	370.00 - 390.00	360.00 - 380.00		
Badulla	240.00 - 280.00	480.00 - 520.00	600.00 - 640.00	160.00 - 200.00	180.00 - 220.00	500.00 - 560.00	440.00 - 480.00	-	360.00 - 440.00	320.00 - 360.00		
Keppetipola	200.00 - 220.00	440.00 - 460.00	520.00 - 550.00	150.00 - 160.00	150.00 - 160.00	480.00 - 500.00	350.00 - 360.00	450.00 - 460.00	280.00 - 300.00	300.00 - 320.00		
Moneragala	280.00 - 320.00	440.00 - 480.00	600.00 - 700.00	120.00 - 140.00	160.00 - 200.00	600.00 - 720.00	380.00 - 400.00	-	400.00 - 440.00	320.00 - 400.00		
Kegalle	220.00 - 240.00	400.00 - 450.00	730.00 - 750.00	100.00 - 120.00	140.00 - 160.00	560.00 - 600.00	340.00 - 360.00	-	360.00 - 400.00	340.00 - 360.00		
Ampara	240.00 - 280.00	480.00 - 500.00	580.00 - 600.00	140.00 - 160.00	160.00 - 200.00	700.00 - 700.00	400.00 - 440.00	-	360.00 - 360.00	400.00 - 400.00		
Dehiattakandiya	280.00 - 320.00	380.00 - 420.00	600.00 - 800.00	100.00 - 140.00	140.00 - 200.00	480.00 - 600.00	360.00 - 380.00	-	360.00 - 400.00	400.00 - 420.00		
Nuwaraeliya	220.00 - 240.00	440.00 - 460.00	540.00 - 560.00	160.00 - 170.00	150.00 - 160.00	530.00 - 550.00	360.00 - 380.00	500.00 - 520.00	300.00 - 320.00	320.00 - 340.00		
Kandy	200.00 - 240.00	450.00 - 480.00	550.00 - 600.00	120.00 - 140.00	120.00 - 140.00	550.00 - 600.00	450.00 - 480.00	-	360.00 - 400.00	360.00 - 400.00		
Puttalam	200.00 - 280.00	500.00 - 700.00	700.00 - 760.00	180.00 - 200.00	180.00 - 200.00	560.00 - 700.00	360.00 - 420.00	600.00 - 800.00	400.00 - 480.00	400.00 - 500.00		
Rathnapura	220.00 - 240.00	480.00 - 520.00	700.00 - 800.00	140.00 - 160.00	180.00 - 200.00	550.00 - 600.00	400.00 - 420.00	-	380.00 - 420.00	360.00 - 380.00		
Hambantota	200.00 - 260.00	420.00 - 520.00	600.00 - 700.00	120.00 - 160.00	100.00 - 140.00	500.00 - 600.00	320.00 - 420.00	250.00 - 340.00	320.00 - 400.00	300.00 - 400.00		
Matara	200.00 - 240.00	500.00 - 600.00	600.00 - 700.00	120.00 - 140.00	100.00 - 120.00	500.00 - 600.00	350.00 - 440.00	400.00 - 480.00	340.00 - 440.00	340.00 - 360.00		
Galle	240.00 - 300.00	450.00 - 520.00	600.00 - 700.00	120.00 - 160.00	120.00 - 200.00	500.00 - 600.00	400.00 - 450.00	-	400.00 - 450.00	360.00 - 400.00		
Tissamaharama	180.00 - 220.00	400.00 - 440.00	560.00 - 600.00	100.00 - 130.00	90.00 - 110.00	420.00 - 460.00	370.00 - 400.00	350.00 - 380.00	350.00 - 400.00	200.00 - 230.00		
Meegoda (DEC)	200.00 - 280.00	500.00 - 650.00	700.00 - 800.00	120.00 - 160.00	160.00 - 200.00	520.00 - 600.00	360.00 - 400.00	-	360.00 - 420.00	320.00 - 440.00		
Embilipitiya	200.00 - 240.00	380.00 - 420.00	480.00 - 600.00	120.00 - 200.00	140.00 - 200.00	600.00 - 640.00	320.00 - 400.00	280.00 - 320.00	350.00 - 440.00	300.00 - 400.00		
Jaffna	160.00 - 180.00	380.00 - 420.00	600.00 - 680.00	80.00 - 100.00	70.00 - 90.00	420.00 - 480.00	260.00 - 280.00	600.00 - 800.00	-	280.00 - 320.00		
Vavuniya	-	-	-	-	-	-	-	-	-	-		
Mannar	280.00 - 320.00	560.00 - 600.00	680.00 - 720.00	100.00 - 120.00	150.00 - 180.00	520.00 - 600.00	400.00 - 450.00	500.00 - 550.00	-	400.00 - 450.00		
Killinochchi	200.00 - 220.00	400.00 - 450.00	550.00 - 600.00	130.00 - 140.00	180.00 - 200.00	550.00 - 600.00	340.00 - 360.00	-	-	350.00 - 380.00		
Mullaittivu	280.00 - 300.00	400.00 - 450.00	600.00 - 650.00	150.00 - 150.00	-	600.00 - 640.00	380.00 - 400.00	600.00 - 800.00	-	400.00 - 440.00		
Batticaloa	280.00 - 320.00	480.00 - 520.00	600.00 - 640.00	150.00 - 160.00	150.00 - 160.00	580.00 - 600.00	360.00 - 400.00	750.00 - 800.00	320.00 - 360.00	400.00 - 420.00		
Trincomalee	-	-	-	-	-	-	-	-	-	-		
Hanguranketha	180.00 200.00	470.00 500.00	500.00 600.00	90.00 120.00	100.00 120.00	470.00 500.00	320.00 350.00	-	280.00 320.00	270.00 300.00		
Veyangoda	280.00 - 320.00	540.00 - 600.00	700.00 - 800.00	160.00 - 180.00	140.00 - 160.00	600.00 - 600.00	380.00 - 420.00	600.00 - 600.00	400.00 - 480.00	380.00 - 400.00		
Galenbindunuwewa	260.00 - 320.00	480.00 - 500.00	600.00 - 700.00	160.00 - 180.00	120.00 - 140.00	580.00 - 600.00	300.00 - 320.00	-	360.00 - 400.00	280.00 - 320.00		
Bandarawela	220.00 - 240.00	440.00 - 460.00	560.00 - 600.00	140.00 - 160.00	160.00 - 180.00	500.00 - 560.00	360.00 - 400.00	-	320.00 - 340.00	300.00 - 320.00		
Matale	280.00 - 320.00	560.00 - 580.00	600.00 - 750.00	160.00 - 200.00	180.00 - 200.00	560.00 - 600.00	380.00 - 400.00	500.00 - 600.00	400.00 - 480.00	360.00 - 400.00		

Table 07 (Contd.)

LOCATIONS	Low Country Varieties					Leafy Vegetable			Coconut (Rs/Nut)	
	Ash Plantain	Green Chillies	Lime	Sweet Potato	Manioc	Mukunuwenna	Kankun	Gotukola	Large	Small
Colombo	200.00 - 400.00	350.00 - 700.00	400.00 - 650.00	150.00 - 280.00	200.00 - 260.00	60.00 - 120.00	60.00 - 120.00	100.00 - 150.00	100.00 - 130.00	80.00 - 95.00
Gampaha	240.00 - 300.00	600.00 - 700.00	500.00 - 600.00	160.00 - 180.00	200.00 - 200.00	60.00 - 70.00	60.00 - 70.00	30.00 - 30.00	90.00 - 100.00	60.00 - 80.00
Kurunegala	260.00 - 320.00	600.00 - 700.00	500.00 - 600.00	200.00 - 240.00	220.00 - 240.00	40.00 - 50.00	40.00 - 50.00	30.00 - 30.00	100.00 - 105.00	70.00 - 80.00
Nikaweratiya	200.00 - 200.00	560.00 - 600.00	320.00 - 400.00	160.00 - 200.00	140.00 - 150.00	40.00 - 50.00	40.00 - 50.00	60.00 - 60.00	85.00 - 95.00	65.00 - 70.00
Dambulla	260.00 - 280.00	400.00 - 500.00	400.00 - 500.00	180.00 - 200.00	180.00 - 200.00	50.00 - 60.00	50.00 - 60.00	50.00 - 60.00	100.00 - 110.00	80.00 - 85.00
Anuradhapura	200.00 - 280.00	550.00 - 600.00	400.00 - 500.00	160.00 - 240.00	200.00 - 240.00	50.00 - 60.00	50.00 - 60.00	50.00 - 60.00	100.00 - 110.00	70.00 - 80.00
Thambuththegama	180.00 - 240.00	450.00 - 520.00	350.00 - 400.00	180.00 - 240.00	180.00 - 220.00	40.00 - 40.00	40.00 - 40.00	-	80.00 - 90.00	-
Polonnaruwa	240.00 - 260.00	430.00 - 460.00	400.00 - 450.00	140.00 - 160.00	180.00 - 180.00	60.00 - 60.00	60.00 - 60.00	60.00 - 60.00	85.00 - 90.00	75.00 - 80.00
Kaluthara	280.00 - 300.00	400.00 - 450.00	350.00 - 400.00	180.00 - 200.00	240.00 - 260.00	60.00 - 70.00	60.00 - 70.00	80.00 - 90.00	110.00 - 120.00	90.00 - 100.00
Badulla	220.00 - 240.00	500.00 - 600.00	400.00 - 500.00	160.00 - 180.00	220.00 - 240.00	70.00 - 70.00	70.00 - 70.00	70.00 - 80.00	105.00 - 110.00	85.00 - 90.00
Keppetipola	200.00 - 220.00	450.00 - 500.00	350.00 - 380.00	150.00 - 160.00	200.00 - 220.00	40.00 - 50.00	40.00 - 50.00	30.00 - 35.00	95.00 - 98.00	80.00 - 85.00
Moneragala	160.00 - 200.00	600.00 - 640.00	350.00 - 380.00	160.00 - 200.00	160.00 - 180.00	50.00 - 60.00	50.00 - 60.00	50.00 - 60.00	100.00 - 110.00	70.00 - 80.00
Kegalle	260.00 - 280.00	500.00 - 550.00	480.00 - 500.00	180.00 - 200.00	180.00 - 220.00	40.00 - 40.00	40.00 - 40.00	30.00 - 30.00	95.00 - 100.00	80.00 - 90.00
Ampara	240.00 - 240.00	450.00 - 600.00	350.00 - 400.00	180.00 - 200.00	180.00 - 180.00	50.00 - 60.00	50.00 - 50.00	50.00 - 50.00	95.00 - 100.00	80.00 - 90.00
Dehiattakandiya	200.00 - 240.00	600.00 - 800.00	400.00 - 450.00	150.00 - 200.00	160.00 - 160.00	60.00 - 60.00	60.00 - 60.00	60.00 - 60.00	90.00 - 95.00	70.00 - 80.00
Nuwaraeliya	220.00 - 240.00	480.00 - 550.00	380.00 - 420.00	150.00 - 170.00	200.00 - 220.00	40.00 - 45.00	40.00 - 45.00	30.00 - 40.00	94.00 - 97.00	80.00 - 85.00
Kandy	300.00 - 320.00	700.00 - 800.00	550.00 - 600.00	140.00 - 160.00	230.00 - 250.00	50.00 - 60.00	50.00 - 60.00	40.00 - 50.00	100.00 - 105.00	75.00 - 85.00
Puttalam	160.00 - 200.00	600.00 - 650.00	440.00 - 600.00	200.00 - 240.00	200.00 - 240.00	60.00 - 70.00	60.00 - 70.00	40.00 - 40.00	90.00 - 100.00	70.00 - 85.00
Rathnapura	220.00 - 240.00	550.00 - 700.00	450.00 - 500.00	190.00 - 200.00	160.00 - 180.00	80.00 - 90.00	80.00 - 85.00	90.00 - 100.00	110.00 - 120.00	90.00 - 100.00
Hambanthota	200.00 - 240.00	500.00 - 600.00	400.00 - 500.00	180.00 - 240.00	160.00 - 220.00	50.00 - 55.00	50.00 - 50.00	70.00 - 80.00	120.00 - 130.00	100.00 - 110.00
Matara	200.00 - 240.00	400.00 - 500.00	400.00 - 500.00	150.00 - 170.00	200.00 - 220.00	55.00 - 60.00	55.00 - 60.00	75.00 - 90.00	120.00 - 130.00	95.00 - 110.00
Galle	200.00 - 280.00	550.00 - 600.00	400.00 - 500.00	180.00 - 200.00	160.00 - 200.00	60.00 - 70.00	50.00 - 50.00	70.00 - 80.00	100.00 - 120.00	80.00 - 95.00
Tissamaharama	150.00 - 170.00	500.00 - 550.00	300.00 - 340.00	160.00 - 180.00	190.00 - 220.00	45.00 - 50.00	45.00 - 50.00	55.00 - 60.00	95.00 - 100.00	65.00 - 70.00
Meegoda (DEC)	220.00 - 260.00	460.00 - 600.00	350.00 - 450.00	150.00 - 200.00	-	90.00 - 90.00	80.00 - 80.00	80.00 - 80.00	125.00 - 140.00	105.00 - 110.00
Embilipitiya	140.00 - 200.00	480.00 - 600.00	300.00 - 350.00	150.00 - 200.00	150.00 - 200.00	50.00 - 70.00	50.00 - 70.00	60.00 - 80.00	90.00 - 120.00	60.00 - 80.00
Jaffna	120.00 - 140.00	250.00 - 280.00	380.00 - 420.00	100.00 - 120.00	160.00 - 200.00	80.00 - 90.00	35.00 - 40.00	40.00 - 45.00	100.00 - 120.00	80.00 - 90.00
Vavuniya	-	-	-	-	-	-	-	-	-	-
Mannar	140.00 - 160.00	400.00 - 500.00	550.00 - 600.00	150.00 - 180.00	220.00 - 240.00	50.00 - 60.00	50.00 - 60.00	50.00 - 60.00	85.00 - 90.00	50.00 - 60.00
Killinochchi	140.00 - 160.00	380.00 - 420.00	350.00 - 400.00	180.00 - 200.00	220.00 - 240.00	50.00 - 60.00	40.00 - 50.00	40.00 - 50.00	80.00 - 90.00	50.00 - 60.00
Mullaittivu	140.00 - 150.00	400.00 - 440.00	440.00 - 460.00	150.00 - 180.00	220.00 - 240.00	50.00 - 60.00	-	40.00 - 50.00	80.00 - 90.00	65.00 - 70.00
Batticaloa	300.00 - 320.00	400.00 - 460.00	440.00 - 480.00	180.00 - 200.00	220.00 - 240.00	60.00 - 70.00	50.00 - 50.00	50.00 - 50.00	85.00 - 90.00	60.00 - 70.00
Trincomalee										
Hanguranketha	220.00 - 260.00	400.00 - 500.00	350.00 - 450.00	120.00 - 150.00	140.00 - 150.00	40.00 - 40.00	40.00 - 40.00	35.00 - 40.00	90.00 - 105.00	75.00 - 88.00
Veyangoda	200.00 - 240.00	500.00 - 600.00	400.00 - 600.00	160.00 - 200.00	180.00 - 200.00	60.00 - 70.00	60.00 - 70.00	30.00 - 30.00	120.00 - 120.00	80.00 - 100.00
Galenbindunuwewa	120.00 - 140.00	400.00 - 600.00	400.00 - 600.00	160.00 - 180.00	120.00 - 140.00	50.00 - 60.00	50.00 - 60.00	50.00 - 60.00	80.00 - 90.00	60.00 - 70.00
Bandarawela	200.00 - 240.00	450.00 - 500.00	400.00 - 500.00	160.00 - 180.00	200.00 - 220.00	50.00 - 60.00	50.00 - 60.00	60.00 - 70.00	100.00 - 110.00	80.00 - 90.00
Matale	260.00 - 320.00	500.00 - 600.00	500.00 - 600.00	160.00 - 180.00	180.00 - 200.00	50.00 - 60.00	50.00 - 60.00	50.00 - 60.00	100.00 - 110.00	80.00 - 90.00

Table 08: Selected Markets: Retail Price of Fruits (Rs/each & Rs/Kg)

Week 22: 26 May - 01 June 2023

LOCATIONS	Banana					Pineapple			Mango	
	Ambul (Rs/Kg)	Kolikuttu (Rs/Kg)	Seeni (Rs/Kg)	Anamalu	Ambun	Large	Medium	Small	Betti	Karthakolomban
Colombo	120.00 - 200.00	300.00 - 450.00	140.00 - 220.00	20.00 - 32.00	25.00 - 40.00	650.00 - 700.00	500.00 - 600.00	380.00 - 500.00	-	70.00 - 150.00
Gampaha	160.00 - 200.00	320.00 - 380.00	170.00 - 180.00	25.00 - 30.00	31.00 - 38.00	450.00 - 500.00	330.00 - 400.00	250.00 - 300.00	50.00 - 60.00	80.00 - 100.00
Kurunegala	140.00 - 160.00	400.00 - 400.00	120.00 - 150.00	18.00 - 20.00	22.00 - 30.00	600.00 - 700.00	450.00 - 500.00	250.00 - 300.00	50.00 - 60.00	80.00 - 100.00
Nikaweratiya	120.00 - 150.00	350.00 - 400.00	120.00 - 150.00	20.00 - 20.00	35.00 - 38.00	600.00 - 650.00	500.00 - 550.00	350.00 - 450.00	-	100.00 - 120.00
Dambulla	120.00 - 140.00	350.00 - 380.00	140.00 - 150.00	-	38.00 - 40.00	500.00 - 600.00	400.00 - 450.00	250.00 - 280.00	50.00 - 60.00	100.00 - 130.00
Anuradhapura	140.00 - 160.00	400.00 - 450.00	120.00 - 180.00	26.00 - 37.00	35.00 - 52.00	670.00 - 750.00	540.00 - 570.00	-	50.00 - 60.00	120.00 - 140.00
Thambuththegama	120.00 - 160.00	380.00 - 420.00	130.00 - 160.00	28.00 - 32.00	38.00 - 45.00	750.00 - 750.00	600.00 - 650.00	-	-	60.00 - 100.00
Polonnaruwa	190.00 - 220.00	450.00 - 460.00	170.00 - 180.00	21.00 - 24.00	30.00 - 32.00	700.00 - 700.00	500.00 - 550.00	280.00 - 300.00	-	130.00 - 130.00
Kaluthara	200.00 - 220.00	380.00 - 400.00	200.00 - 220.00	26.00 - 28.00	33.00 - 35.00	700.00 - 720.00	600.00 - 620.00	-	-	120.00 - 140.00
Badulla	130.00 - 150.00	340.00 - 400.00	120.00 - 140.00	18.00 - 20.00	28.00 - 30.00	-	580.00 - 620.00	400.00 - 440.00	-	100.00 - 120.00
Keppetipola	170.00 - 190.00	380.00 - 420.00	150.00 - 160.00	28.00 - 32.00	50.00 - 56.00	-	460.00 - 500.00	360.00 - 380.00	50.00 - 60.00	80.00 - 100.00
Moneragala	100.00 - 130.00	250.00 - 280.00	60.00 - 80.00	13.00 - 18.00	17.00 - 23.00	-	-	300.00 - 370.00	-	100.00 - 130.00
Kegalle	140.00 - 160.00	380.00 - 420.00	140.00 - 160.00	20.00 - 30.00	25.00 - 35.00	650.00 - 700.00	500.00 - 600.00	350.00 - 450.00	-	70.00 - 100.00
Ampara	140.00 - 150.00	350.00 - 400.00	120.00 - 130.00	22.00 - 35.00	28.00 - 43.00	-	550.00 - 550.00	350.00 - 350.00	-	70.00 - 70.00
Dehiattakandiya	130.00 - 180.00	350.00 - 350.00	120.00 - 160.00	-	41.00 - 50.00	600.00 - 680.00	450.00 - 530.00	250.00 - 370.00	-	100.00 - 150.00
Nuwaraeliya	170.00 - 180.00	370.00 - 400.00	150.00 - 160.00	30.00 - 36.00	54.00 - 56.00	-	520.00 - 540.00	350.00 - 380.00	-	70.00 - 90.00
Kandy	160.00 - 180.00	400.00 - 420.00	150.00 - 160.00	23.00 - 25.00	35.00 - 40.00	650.00 - 700.00	400.00 - 500.00	250.00 - 300.00	40.00 - 50.00	60.00 - 100.00
Puttalam	130.00 - 160.00	300.00 - 350.00	130.00 - 160.00	15.00 - 20.00	-	600.00 - 675.00	-	300.00 - 350.00	-	60.00 - 70.00
Rathnapura	180.00 - 200.00	330.00 - 360.00	180.00 - 220.00	-	-	550.00 - 600.00	400.00 - 500.00	350.00 - 380.00	-	100.00 - 120.00
Hambantota	100.00 - 120.00	300.00 - 340.00	130.00 - 150.00	22.00 - 23.00	25.00 - 29.00	650.00 - 750.00	480.00 - 500.00	340.00 - 380.00	-	80.00 - 110.00
Matara	110.00 - 130.00	340.00 - 350.00	125.00 - 140.00	17.00 - 18.00	23.00 - 26.00	675.00 - 720.00	580.00 - 620.00	320.00 - 400.00	50.00 - 65.00	80.00 - 120.00
Galle	120.00 - 160.00	350.00 - 400.00	140.00 - 180.00	20.00 - 28.00	25.00 - 30.00	580.00 - 600.00	450.00 - 480.00	-	60.00 - 70.00	100.00 - 160.00
Tissamaharama	100.00 - 130.00	340.00 - 370.00	110.00 - 140.00	25.00 - 30.00	25.00 - 30.00	640.00 - 660.00	500.00 - 520.00	350.00 - 370.00	-	80.00 - 90.00
Meegoda (DEC)	110.00 - 130.00	320.00 - 380.00	120.00 - 150.00	35.00 - 40.00	40.00 - 50.00	-	450.00 - 480.00	360.00 - 380.00	-	100.00 - 100.00
Embilipitiya	80.00 - 100.00	250.00 - 300.00	100.00 - 120.00	20.00 - 30.00	25.00 - 35.00	-	420.00 - 500.00	300.00 - 350.00	40.00 - 60.00	80.00 - 120.00
Jaffna	80.00 - 100.00	320.00 - 380.00	100.00 - 120.00	-	-	680.00 - 720.00	580.00 - 620.00	520.00 - 550.00	-	100.00 - 150.00
Vavuniya	140.00 - 180.00	380.00 - 400.00	120.00 - 150.00	25.00 - 30.00	-	700.00 - 750.00	600.00 - 650.00	450.00 - 550.00	-	120.00 - 150.00
Mannar	120.00 - 140.00	280.00 - 320.00	120.00 - 140.00	15.00 - 20.00	-	640.00 - 660.00	540.00 - 560.00	440.00 - 460.00	-	70.00 - 90.00
Killinochchi	180.00 - 200.00	300.00 - 350.00	150.00 - 170.00	24.00 - 26.00	-	660.00 - 690.00	480.00 - 520.00	440.00 - 460.00	-	80.00 - 100.00
Mullaittivu	150.00 - 200.00	300.00 - 350.00	150.00 - 200.00	30.00 - 32.00	-	580.00 - 600.00	480.00 - 500.00	400.00 - 420.00	-	70.00 - 80.00
Batticaloa	150.00 - 160.00	380.00 - 400.00	140.00 - 160.00	20.00 - 25.00	-	650.00 - 680.00	550.00 - 560.00	450.00 - 450.00	-	80.00 - 90.00
Trincomalee	-	-	-	-	-	-	-	-	-	-
Veyangoda	180.00 - 220.00	400.00 - 450.00	180.00 - 220.00	18.00 - 25.00	32.00 - 44.00	680.00 - 760.00	450.00 - 450.00	300.00 - 350.00	-	80.00 - 120.00
Galenbindunuwewa	130.00 - 150.00	300.00 - 350.00	-	25.00 - 30.00	30.00 - 35.00	750.00 - 830.00	600.00 - 660.00	-	-	-
Bandarawela	140.00 - 160.00	350.00 - 400.00	120.00 - 140.00	22.00 - 24.00	28.00 - 30.00	-	500.00 - 550.00	400.00 - 450.00	-	120.00 - 140.00
Matale	100.00 - 120.00	350.00 - 400.00	120.00 - 150.00	30.00 - 35.00	46.00 - 48.00	-	450.00 - 500.00	250.00 - 380.00	30.00 - 40.00	80.00 - 100.00

Table 08 (Contd.)

LOCATIONS	Mango				Other Fruits							
	Vilad		Kohu		Papaw (Rs/Kg)	Passion	Wood Apple	Orange	Avocado	Slime Apple	Grapes (Rs/Kg)	King Coconut
Colombo	50.00 - 60.00	-	-	-	120.00 - 250.00	29.00 - 54.00	110.00 - 200.00	80.00 - 140.00	80.00 - 150.00	40.00 - 120.00	2250.00 - 3000.00	130.00 - 170.00
Gampaha	50.00 - 50.00	30.00 - 40.00	-	-	200.00 - 230.00	50.00 - 60.00	180.00 - 200.00	120.00 - 140.00	120.00 - 130.00	80.00 - 100.00	2300.00 - 2500.00	120.00 - 130.00
Kurunegala	50.00 - 60.00	30.00 - 40.00	-	-	140.00 - 150.00	50.00 - 60.00	80.00 - 100.00	100.00 - 100.00	100.00 - 120.00	60.00 - 70.00	3000.00 - 3000.00	120.00 - 130.00
Nikaweratiya	-	-	-	-	100.00 - 120.00	-	-	80.00 - 100.00	100.00 - 150.00	40.00 - 60.00	2800.00 - 3000.00	100.00 - 130.00
Dambulla	-	30.00 - 40.00	-	-	140.00 - 150.00	50.00 - 60.00	80.00 - 100.00	60.00 - 80.00	100.00 - 120.00	50.00 - 80.00	2600.00 - 2800.00	120.00 - 130.00
Anuradhapura	-	-	-	-	120.00 - 160.00	-	-	80.00 - 120.00	100.00 - 130.00	60.00 - 80.00	2500.00 - 3000.00	120.00 - 150.00
Thambuththegama	-	-	-	-	130.00 - 180.00	-	-	-	70.00 - 90.00	-	2300.00 - 2600.00	100.00 - 120.00
Polonnaruwa	70.00 - 90.00	-	-	-	230.00 - 260.00	-	70.00 - 80.00	-	150.00 - 160.00	75.00 - 100.00	-	120.00 - 130.00
Kaluthara	-	-	-	-	200.00 - 220.00	-	120.00 - 140.00	100.00 - 120.00	160.00 - 180.00	80.00 - 100.00	2400.00 - 2500.00	130.00 - 140.00
Badulla	60.00 - 80.00	-	-	-	120.00 - 150.00	30.00 - 40.00	-	70.00 - 80.00	50.00 - 75.00	45.00 - 60.00	2600.00 - 2800.00	120.00 - 130.00
Keppetipola	-	20.00 - 30.00	-	-	140.00 - 150.00	40.00 - 45.00	80.00 - 90.00	70.00 - 80.00	50.00 - 70.00	50.00 - 60.00	2800.00 - 3000.00	130.00 - 140.00
Moneragala	-	-	-	-	120.00 - 140.00	25.00 - 28.00	-	70.00 - 80.00	70.00 - 80.00	30.00 - 40.00	2500.00 - 3000.00	100.00 - 120.00
Kegalle	-	20.00 - 25.00	-	-	140.00 - 160.00	-	60.00 - 80.00	80.00 - 100.00	60.00 - 80.00	60.00 - 80.00	2800.00 - 3000.00	100.00 - 120.00
Ampara	60.00 - 60.00	-	-	-	180.00 - 200.00	-	56.00 - 56.00	60.00 - 60.00	70.00 - 70.00	30.00 - 30.00	2500.00 - 2500.00	140.00 - 150.00
Dehiattakandiya	-	-	-	-	160.00 - 180.00	-	-	70.00 - 80.00	90.00 - 150.00	40.00 - 50.00	2800.00 - 3000.00	120.00 - 150.00
Nuwaraeliya	55.00 - 65.00	-	-	-	130.00 - 150.00	35.00 - 45.00	80.00 - 100.00	70.00 - 90.00	60.00 - 80.00	65.00 - 75.00	3000.00 - 3200.00	130.00 - 150.00
Kandy	60.00 - 70.00	20.00 - 25.00	-	-	120.00 - 160.00	25.00 - 30.00	80.00 - 90.00	60.00 - 80.00	60.00 - 80.00	40.00 - 50.00	2200.00 - 2800.00	120.00 - 130.00
Puttalam	-	-	-	-	100.00 - 140.00	-	-	55.00 - 60.00	80.00 - 120.00	-	-	100.00 - 120.00
Hambantota	-	-	-	-	100.00 - 120.00	-	50.00 - 70.00	80.00 - 110.00	60.00 - 80.00	30.00 - 50.00	2500.00 - 2500.00	100.00 - 110.00
Rathnapura	50.00 - 80.00	-	-	-	180.00 - 200.00	-	50.00 - 60.00	90.00 - 120.00	-	50.00 - 60.00	2200.00 - 2500.00	-
Matara	-	-	-	-	110.00 - 120.00	25.00 - 27.00	70.00 - 80.00	70.00 - 100.00	70.00 - 75.00	30.00 - 45.00	2500.00 - 2500.00	100.00 - 120.00
Galle	80.00 - 80.00	35.00 - 40.00	-	-	120.00 - 180.00	30.00 - 40.00	90.00 - 110.00	100.00 - 120.00	80.00 - 120.00	50.00 - 80.00	2500.00 - 3000.00	100.00 - 120.00
Tissamaharama	-	25.00 - 30.00	-	-	100.00 - 130.00	30.00 - 35.00	70.00 - 80.00	60.00 - 70.00	80.00 - 100.00	25.00 - 30.00	2700.00 - 2700.00	90.00 - 100.00
Meegoda (DEC)	-	-	-	-	130.00 - 150.00	-	60.00 - 70.00	140.00 - 150.00	60.00 - 70.00	50.00 - 60.00	2600.00 - 2600.00	120.00 - 150.00
Embilipitiya	40.00 - 60.00	20.00 - 30.00	-	-	140.00 - 160.00	30.00 - 60.00	80.00 - 100.00	60.00 - 100.00	100.00 - 120.00	25.00 - 35.00	2250.00 - 2500.00	90.00 - 120.00
Jaffna	40.00 - 80.00	-	-	-	150.00 - 200.00	-	80.00 - 100.00	65.00 - 70.00	-	-	2800.00 - 3200.00	120.00 - 180.00
Vavuniya	-	-	-	-	140.00 - 160.00	30.00 - 35.00	100.00 - 120.00	70.00 - 80.00	120.00 - 140.00	-	-	120.00 - 160.00
Mannar	50.00 - 70.00	-	-	-	100.00 - 140.00	28.00 - 32.00	-	100.00 - 120.00	80.00 - 100.00	-	2800.00 - 3250.00	140.00 - 160.00
Killinochchi	-	-	-	-	120.00 - 140.00	30.00 - 40.00	80.00 - 90.00	-	-	-	2800.00 - 3000.00	150.00 - 160.00
Mullaittivu	-	-	-	-	100.00 - 150.00	40.00 - 50.00	50.00 - 60.00	-	-	-	-	140.00 - 150.00
Batticaloa	-	-	-	-	150.00 - 160.00	45.00 - 50.00	90.00 - 100.00	80.00 - 100.00	100.00 - 110.00	-	2400.00 - 2500.00	150.00 - 150.00
Trincomalee	-	-	-	-	-	-	-	-	-	-	-	-
Veyangoda	-	-	-	-	180.00 - 230.00	40.00 - 50.00	60.00 - 80.00	90.00 - 120.00	88.00 - 130.00	50.00 - 70.00	2500.00 - 2800.00	120.00 - 120.00
Galenbindunuwewa	-	-	-	-	100.00 - 130.00	-	-	-	80.00 - 120.00	-	2500.00 - 2600.00	100.00 - 140.00
Bandarawela	60.00 - 60.00	-	-	-	140.00 - 160.00	40.00 - 50.00	-	80.00 - 100.00	60.00 - 70.00	60.00 - 80.00	2400.00 - 2500.00	120.00 - 140.00
Matale	40.00 - 50.00	40.00 - 50.00	-	-	120.00 - 130.00	30.00 - 40.00	120.00 - 130.00	80.00 - 90.00	115.00 - 125.00	40.00 - 50.00	2500.00 - 2600.00	100.00 - 110.00

Table 09: Selected Markets: Wholesale Price of Fresh Fish & Eggs (Rs/Kg & Rs/Egg)

Week 22: 26 May - 01 June 2023

Locations	Sea Fish					
	Salaya	Hurulla	Balaya	Kelawalla	Thora	Paraw
Colombo	340.00 – 560.00	750.00 – 880.00	950.00 – 1450.00	1500.00 – 1750.00	1700.00 – 2300.00	1350.00 – 1500.00
Kandy	530.00 – 550.00	1000.00 – 1050.00	1250.00 – 1400.00	1800.00 – 1900.00	2200.00 – 2400.00	-
Kaluthara	500.00 – 520.00	950.00 – 980.00	1250.00 – 1300.00	1600.00 – 1700.00	-	1450.00 – 1500.00
Puttalam	450.00 – 520.00	-	900.00 – 1000.00	-	-	1100.00 – 1800.00
Matara	400.00 – 440.00	-	1000.00 – 1100.00	1800.00 – 1900.00	-	-
Hambantota	350.00 – 400.00	-	1000.00 – 1100.00	1900.00 – 2000.00	1800.00 – 1900.00	-
Galle	-	-	1000.00 – 1300.00	1500.00 – 1600.00	1800.00 – 2000.00	1200.00 – 1400.00
Batticaloa	450.00 – 500.00	900.00 – 1000.00	1300.00 – 1400.00	-	1750.00 – 1800.00	1300.00 – 1450.00
Trincomalee	-	-	-	-	-	-
Mannar	350.00 – 400.00	650.00 – 700.00	800.00 – 900.00	-	-	1300.00 – 1350.00

Locations	Sea Fish				Eggs	
	Mora	Shrimps	Thalapath	Teppeli	Brown	White
Colombo	840.00 – 1000.00	1400.00 – 1700.00	1580.00 – 2300.00	-	48.00 – 48.00	46.00 – 50.00
Kandy	-	1550.00 – 1650.00	2200.00 – 2400.00	-	-	51.00 – 52.00
Kaluthara	-	1400.00 – 1600.00	2500.00 – 2600.00	-	-	-
Puttalam	-	1000.00 – 1400.00	-	-	47.00 – 49.00	45.00 – 48.00
Matara	-	1400.00 – 1450.00	-	-	-	-
Hambantota	-	1400.00 – 1450.00	-	-	-	-
Galle	-	-	2000.00 – 2200.00	-	50.00 – 50.00	49.00 – 50.00
Batticaloa	1200.00 – 1250.00	1100.00 – 1150.00	2000.00 – 2200.00	-	52.00 – 53.00	51.00 – 52.00
Trincomalee	-	-	-	-	-	-
Mannar	1100.00 – 1200.00	1000.00 – 1100.00	-	-	-	51.00 – 53.00

Table 10: Selected Markets: Wholesale Price of Dried Fish (Rs/50Kg)

Week 22: 26 May - 01 June 2023

Locations	Local Dried Fish					
	Sprats	Kattawa	Thora	Mora	Balaya	Anguluwa
Colombo	62500 – 70000	-	-	82500 – 87500	62500 – 69000	-
Kandy	65000 – 70000	-	-	88000 – 92500	58000 – 60000	-
Batticaloa	50000 – 55000	110000 – 115000	-	77500 – 80000	50000 – 55000	37500 – 45000
Trincomalee	-	-	-	-	-	-
Mannar	45000 – 47500	105000 – 110000	-	60000 – 65000	47500 – 50000	40000 – 42500

Locations	Local Dried Fish			Imported Dried Fish		
	Maduwa	Koduwa	Salaya	Sprats	Kattawa	Thora
Colombo	65000 – 70000	-	30000 – 37000	40000 – 47500	80000 – 85000	-
Kandy	68000 – 70000	-	39000 – 41000	42500 – 45000	82500 – 85000	-
Batticaloa	60000 – 65000	-	40000 – 45000	50000 – 55000	-	-
Trincomalee	-	-	-	-	-	-
Mannar	50000 – 55000	65000 – 70000	39000 – 41000	50000 – 52500	-	-

Locations	Imported Dried Fish					
	Mora	Balaya	Anguluwa	Maduwa	Koduwa	Salaya
Colombo	-	-	80000 – 85000	-	-	-
Kandy	-	-	-	-	-	-
Batticaloa	-	-	-	-	-	-
Trincomalee	-	-	-	-	-	-
Mannar	-	-	-	-	-	-

Table 11: Selected Markets: Retail Price of Fresh Fish & Eggs (Rs/Kg & Rs/Eggs)

Week 22: 26 May - 01 June 2023

LOCATIONS	Sea Fish									Eggs									
	Salaya		Hurulla		Balaya		Kelawalla		Thora		Paraw		Mora		Thalapath		Brown		White
Colombo	560.00 - 900.00	900.00 - 1400.00	1320.00 - 2300.00	1920.00 - 3400.00	2760.00 - 3800.00	1800.00 - 3200.00	1800.00 - 2800.00	2100.00 - 3600.00	48.50 - 50.00	46.50 - 56.00									
Gampaha	600.00 - 600.00	1100.00 - 1100.00	2000.00 - 2000.00	2400.00 - 2400.00	-	2400.00 - 2400.00	-	2800.00 - 2800.00	-	44.00 - 44.00									
Kurunegala	500.00 - 560.00	1000.00 - 1200.00	1600.00 - 1600.00	2200.00 - 2200.00	-	1800.00 - 1800.00	1800.00 - 1800.00	2500.00 - 2600.00	50.00 - 50.00	-									
Nikaweratiya	760.00 - 800.00	1200.00 - 1200.00	1500.00 - 2000.00	2200.00 - 2400.00	-	-	-	-	-	44.00 - 50.00									
Dambulla	680.00 - 700.00	1300.00 - 1400.00	1400.00 - 1600.00	2400.00 - 2500.00	-	2000.00 - 2200.00	1700.00 - 1800.00	2600.00 - 2800.00	52.00 - 53.00	50.00 - 51.00									
Anuradhapura	660.00 - 700.00	1150.00 - 1200.00	1300.00 - 1400.00	2100.00 - 2400.00	-	1600.00 - 1700.00	-	2600.00 - 2800.00	-	52.00 - 55.00									
Thambuththegama	600.00 - 600.00	1200.00 - 1200.00	1300.00 - 1400.00	2800.00 - 3000.00	-	-	-	-	58.00 - 58.00	51.00 - 58.00									
Polonnaruwa	600.00 - 700.00	1000.00 - 1150.00	1500.00 - 1600.00	2200.00 - 2300.00	-	1500.00 - 1600.00	1800.00 - 1800.00	2400.00 - 2400.00	-	55.00 - 60.00									
Kaluthara	650.00 - 700.00	1150.00 - 1200.00	1400.00 - 1450.00	2800.00 - 2900.00	-	2100.00 - 2200.00	-	3000.00 - 3100.00	-	50.00 - 52.00									
Badulla	600.00 - 660.00	960.00 - 1100.00	1400.00 - 1500.00	2000.00 - 2200.00	-	1700.00 - 1800.00	1700.00 - 1800.00	2500.00 - 2600.00	-	55.00 - 55.00									
Keppetipola	700.00 - 750.00	-	1600.00 - 1700.00	2200.00 - 2300.00	-	-	-	2500.00 - 2600.00	53.00 - 54.00	52.00 - 53.00									
Moneragala	700.00 - 750.00	1200.00 - 1300.00	1300.00 - 1400.00	-	-	1500.00 - 1600.00	-	2900.00 - 3000.00	-	52.00 - 55.00									
Kegalle	750.00 - 900.00	1350.00 - 1400.00	1950.00 - 2000.00	2000.00 - 2200.00	3300.00 - 3400.00	-	1800.00 - 1900.00	2600.00 - 2700.00	58.00 - 59.00	53.00 - 55.00									
Ampara	600.00 - 600.00	1200.00 - 1200.00	2200.00 - 2200.00	3000.00 - 3000.00	-	-	-	-	52.00 - 52.00	55.00 - 56.00									
Dehiattakandiya	700.00 - 700.00	1200.00 - 1300.00	1800.00 - 2000.00	2600.00 - 2600.00	2600.00 - 2600.00	-	1800.00 - 2000.00	2600.00 - 3200.00	50.00 - 55.00	50.00 - 55.00									
Nuwaraeliya	-	1100.00 - 1200.00	1600.00 - 1800.00	2400.00 - 2600.00	-	2500.00 - 2600.00	-	2900.00 - 3000.00	53.00 - 54.00	52.00 - 53.00									
Kandy	650.00 - 700.00	1200.00 - 1260.00	1600.00 - 1700.00	2500.00 - 2640.00	3200.00 - 3250.00	-	-	2800.00 - 2900.00	-	54.00 - 55.00									
Puttalam	600.00 - 650.00	-	1100.00 - 1250.00	-	-	1400.00 - 2000.00	2300.00 - 2300.00	-	48.00 - 51.00	47.00 - 49.00									
Hambantota	600.00 - 650.00	-	1600.00 - 1700.00	2400.00 - 2500.00	2600.00 - 2700.00	-	-	-	-	52.00 - 53.00									
Rathnapura	600.00 - 700.00	1300.00 - 1400.00	1460.00 - 1600.00	2800.00 - 3000.00	3000.00 - 3200.00	1700.00 - 1800.00	1700.00 - 1800.00	2900.00 - 3000.00	-	57.00 - 58.00									
Matara	600.00 - 650.00	-	1600.00 - 1700.00	2400.00 - 2500.00	-	-	-	-	56.00 - 57.00	52.00 - 53.00									
Galle	600.00 - 600.00	1000.00 - 1200.00	1400.00 - 1700.00	2500.00 - 2800.00	2600.00 - 2800.00	-	1600.00 - 1800.00	2600.00 - 2800.00	50.00 - 52.00	50.00 - 51.00									
Tissamaharama	600.00 - 650.00	-	1300.00 - 1400.00	-	-	-	-	-	-	49.00 - 52.00									
Meegoda	700.00 - 800.00	-	1500.00 - 1600.00	2000.00 - 2200.00	-	1600.00 - 1600.00	-	-	-	51.00 - 52.00									
Embilipitiya	600.00 - 700.00	950.00 - 1000.00	1800.00 - 2000.00	2800.00 - 2900.00	-	-	-	2800.00 - 2900.00	54.00 - 55.00	44.00 - 55.00									
Jaffna	-	800.00 - 820.00	-	-	-	1200.00 - 1400.00	1300.00 - 1500.00	-	51.00 - 52.00	49.00 - 50.00									
Vavuniya	550.00 - 600.00	850.00 - 950.00	1050.00 - 1150.00	-	-	1300.00 - 1360.00	-	-	47.00 - 49.00	49.00 - 50.00									
Mannar	450.00 - 500.00	800.00 - 900.00	1000.00 - 1100.00	-	-	1400.00 - 1600.00	1300.00 - 1500.00	-	-	54.00 - 56.00									
Killinochchi	600.00 - 650.00	-	1000.00 - 1200.00	-	-	1500.00 - 1600.00	1800.00 - 2000.00	-	-	52.00 - 53.00									
Mullaittivu	500.00 - 600.00	800.00 - 900.00	1000.00 - 1200.00	-	-	1600.00 - 1800.00	1600.00 - 1800.00	-	-	48.00 - 50.00									
Batticaloa	650.00 - 700.00	1100.00 - 1250.00	1750.00 - 1850.00	-	2350.00 - 2400.00	2300.00 - 2400.00	1900.00 - 2000.00	2600.00 - 2800.00	54.00 - 55.00	53.00 - 54.00									
Trincomalee	-	-	-	-	-	-	-	-	-	-									
Veyangoda	800.00 - 800.00	-	-	2400.00 - 2400.00	2800.00 - 2800.00	-	-	2800.00 - 2800.00	-	44.00 - 55.00									
Galenbindunuwewa	600.00 - 600.00	1000.00 - 1000.00	1500.00 - 1500.00	2600.00 - 2600.00	2700.00 - 2700.00	2600.00 - 2600.00	2000.00 - 2000.00	2800.00 - 2800.00	-	52.00 - 55.00									
Bandarawela	600.00 - 660.00	1000.00 - 1100.00	1300.00 - 1400.00	2000.00 - 2200.00	-	1600.00 - 1700.00	1700.00 - 1800.00	2400.00 - 2500.00	-	52.00 - 55.00									
Matale	760.00 - 780.00	1200.00 - 1400.00	1300.00 - 1400.00	2500.00 - 2600.00	2800.00 - 2900.00	2200.00 - 2400.00	1800.00 - 1900.00	2500.00 - 2600.00	51.00 - 52.00	49.00 - 51.00									

Table 12: Selected Markets: Retail Price of Dried Fish (Rs/Kg)

Week 22: 26 May - 01 June 2023

LOCATIONS	Dried Fish													
	Sprats-Imported		Kattawa		Thora		Mora		Balaya		Anguluwa		Salaya	
Colombo	1000.00	1400.00	2000.00	2800.00	3000.00	3200.00	2000.00	2500.00	1400.00	1800.00	2100.00	2800.00	900.00	1300.00
Gampaha	1000.00	1280.00	2600.00	2700.00	3200.00	3200.00	2000.00	2200.00	1800.00	1800.00	2000.00	2200.00	1000.00	1200.00
Kurunegala	1000.00	1300.00	2000.00	2400.00	2600.00	2800.00	2200.00	2400.00	1300.00	1400.00	1900.00	2000.00	1000.00	1200.00
Nikaweratiya	1000.00	1200.00	2400.00	2400.00	-	-	2000.00	2400.00	1400.00	1600.00	2200.00	2200.00	1200.00	1200.00
Dambulla	1000.00	1100.00	2400.00	2500.00	-	-	2300.00	2500.00	1300.00	1400.00	2000.00	2200.00	-	-
Anuradhapura	1000.00	1400.00	2000.00	2800.00	-	-	2000.00	2400.00	1400.00	1600.00	2000.00	2400.00	950.00	1200.00
Thambuththegama	1200.00	1300.00	-	-	-	-	-	-	2000.00	2200.00	1650.00	1650.00	1000.00	1000.00
Polonnaruwa	1100.00	1200.00	2400.00	2500.00	-	-	2200.00	2300.00	1200.00	1300.00	2000.00	2000.00	1100.00	1200.00
Kaluthara	1000.00	1200.00	2500.00	2700.00	-	-	2600.00	2700.00	1600.00	1700.00	2500.00	2600.00	1300.00	1400.00
Badulla	1100.00	1300.00	2400.00	2500.00	-	-	2200.00	2300.00	1400.00	1500.00	-	-	1100.00	1200.00
Keppetipola	1000.00	1250.00	2460.00	2500.00	-	-	2280.00	2300.00	1250.00	1350.00	2280.00	2300.00	1250.00	1300.00
Moneragala	1000.00	1200.00	2200.00	2400.00	-	-	2200.00	2400.00	1400.00	1600.00	2200.00	2400.00	1100.00	1200.00
Kegalle	950.00	1000.00	2100.00	2350.00	-	-	2000.00	2200.00	1200.00	1250.00	-	-	-	-
Ampara	1000.00	1200.00	2000.00	2800.00	-	-	2000.00	2000.00	1200.00	1400.00	1400.00	1400.00	-	-
Dehiattakandiya	1200.00	1200.00	-	-	-	-	2000.00	2400.00	1400.00	1800.00	1600.00	1600.00	1300.00	1400.00
Nuwaraeliya	1150.00	1260.00	2500.00	2600.00	-	-	2400.00	2460.00	1300.00	1360.00	2350.00	2400.00	1280.00	1300.00
Kandy	1100.00	1400.00	2700.00	2800.00	-	-	2400.00	2500.00	1400.00	1600.00	2500.00	2600.00	1200.00	1300.00
Puttalam	1000.00	1120.00	2200.00	2400.00	-	-	2000.00	2300.00	1250.00	1400.00	1000.00	1400.00	850.00	920.00
Hambantota	1150.00	1200.00	2100.00	2300.00	-	-	-	-	1600.00	1800.00	2000.00	2200.00	-	-
Rathnapura	1040.00	1160.00	2300.00	2400.00	-	-	2100.00	2200.00	1120.00	1180.00	2120.00	2200.00	960.00	1020.00
Matara	1150.00	1250.00	2200.00	2250.00	-	-	-	-	1400.00	1800.00	2000.00	2200.00	-	-
Galle	1200.00	1400.00	2200.00	2600.00	2600.00	2800.00	2000.00	2200.00	1400.00	1600.00	2000.00	2200.00	1000.00	1200.00
Tissamaharama	1000.00	1200.00	-	-	-	-	-	-	1400.00	2200.00	-	-	-	-
Meegoda	950.00	1150.00	2100.00	2600.00	-	-	2200.00	2400.00	1300.00	1800.00	1800.00	1800.00	850.00	900.00
Embilipitiya	1200.00	1400.00	2250.00	2400.00	-	-	2200.00	2400.00	1200.00	1500.00	2250.00	2400.00	900.00	1000.00
Jaffna	1100.00	1200.00	2500.00	2800.00	-	-	-	-	-	-	-	-	-	-
Vavuniya	950.00	1100.00	-	-	-	-	-	-	1150.00	1250.00	1000.00	1050.00	900.00	950.00
Mannar	1100.00	1200.00	2300.00	2400.00	-	-	1400.00	1600.00	1100.00	1200.00	900.00	1000.00	850.00	950.00
Killinochchi	1000.00	1200.00	2400.00	2500.00	-	-	2500.00	2700.00	1200.00	1400.00	1000.00	1200.00	1000.00	1150.00
Mullaittivu	1100.00	1300.00	2200.00	2500.00	-	-	2000.00	2200.00	1200.00	1300.00	1000.00	1200.00	900.00	1000.00
Batticaloa	1200.00	1300.00	2400.00	2500.00	-	-	1700.00	1800.00	1200.00	1300.00	900.00	1100.00	1000.00	1100.00
Trincomalee	-	-	-	-	-	-	-	-	-	-	-	-	-	-
Veyangoda	1000.00	1200.00	2000.00	2300.00	-	-	2200.00	2400.00	1400.00	1600.00	1800.00	2000.00	1040.00	1200.00
Galenbindunuwewa	1100.00	1200.00	2400.00	2600.00	-	-	2000.00	2200.00	1400.00	1600.00	2200.00	2400.00	1000.00	1200.00
Bandarawela	1000.00	1200.00	2200.00	2400.00	-	-	2000.00	2200.00	1400.00	1500.00	-	-	1000.00	1200.00
Matale	1100.00	1200.00	2500.00	2600.00	3500.00	3600.00	2300.00	2400.00	1500.00	1800.00	2400.00	2800.00	1000.00	1100.00

Table 13: Selected Markets: Retail Price of Meat (Rs/Kg)

Week 22: 26 May - 01 June 2023

LOCATIONS	Meat	Meat (Chicken)		Meat	
	Beef	Broiler	Curry	Mutton	Pork
Colombo	2200.00 - 2500.00	1500.00 - 1670.00	1250.00 - 1750.00	2800.00 - 3200.00	1400.00 - 2000.00
Gampaha	2200.00 - 2200.00	1600.00 - 1650.00	1600.00 - 1600.00	3000.00 - 3000.00	1600.00 - 1600.00
Kurunegala	1900.00 - 2000.00	1550.00 - 1580.00	-	2700.00 - 2700.00	1600.00 - 1600.00
Nikaweratiya	2000.00 - 2200.00	1600.00 - 1650.00	-	-	-
Dambulla	-	1350.00 - 1400.00	1400.00 - 1400.00	-	1600.00 - 1700.00
Anuradhapura	2000.00 - 2000.00	1450.00 - 1600.00	-	3000.00 - 3200.00	1500.00 - 1600.00
Thambuththegama	2000.00 - 2300.00	1200.00 - 1480.00	-	-	1450.00 - 1700.00
Polonnaruwa	-	1480.00 - 1500.00	1550.00 - 1600.00	-	1800.00 - 1800.00
Kaluthara	-	1450.00 - 1500.00	1550.00 - 1600.00	-	-
Badulla	1800.00 - 2000.00	1650.00 - 1750.00	-	2600.00 - 2800.00	-
Keppetipola	2000.00 - 2100.00	1400.00 - 1480.00	1500.00 - 1580.00	2900.00 - 3000.00	-
Moneragala	2000.00 - 2000.00	1650.00 - 1750.00	-	2800.00 - 2800.00	1600.00 - 1650.00
Kegalle	2100.00 - 2200.00	1350.00 - 1600.00	-	2750.00 - 2800.00	1750.00 - 1850.00
Ampara	2000.00 - 2000.00	1100.00 - 1200.00	1400.00 - 1750.00	-	1700.00 - 2000.00
Dehiattakandiya	-	1350.00 - 1550.00	-	-	1420.00 - 1700.00
Nuwaraeliya	2000.00 - 2200.00	1380.00 - 1420.00	1480.00 - 1520.00	3000.00 - 3200.00	1900.00 - 2000.00
Kandy	2100.00 - 2200.00	1520.00 - 1530.00	1580.00 - 1600.00	2900.00 - 3000.00	1650.00 - 1700.00
Puttalam	2000.00 - 2200.00	1250.00 - 1500.00	1750.00 - 1800.00	3200.00 - 3200.00	-
Hambantota	-	1600.00 - 1640.00	-	-	-
Rathnapura	2100.00 - 2200.00	1560.00 - 1620.00	1500.00 - 1600.00	3000.00 - 3100.00	1560.00 - 1600.00
Matara	-	1630.00 - 1660.00	-	-	-
Galle	2200.00 - 2200.00	1600.00 - 1650.00	1600.00 - 1600.00	3200.00 - 3400.00	-
Tissamaharama	-	1600.00 - 1650.00	-	2800.00 - 2800.00	1800.00 - 1850.00
Meegoda	-	1520.00 - 1580.00	1640.00 - 1680.00	-	1500.00 - 1550.00
Embilipitiya	2000.00 - 2100.00	1100.00 - 1280.00	1250.00 - 1300.00	2800.00 - 2900.00	1600.00 - 1800.00
Jaffna	1700.00 - 2000.00	1500.00 - 1600.00	1700.00 - 1800.00	3200.00 - 3200.00	-
Vavuniya	2400.00 - 2500.00	1800.00 - 1900.00	-	2900.00 - 3000.00	-
Mannar	1700.00 - 1800.00	1700.00 - 1800.00	-	-	-
Killinochchi	1800.00 - 1900.00	1750.00 - 1800.00	1800.00 - 1850.00	2800.00 - 3000.00	-
Mullaittivu	1700.00 - 1800.00	1400.00 - 1500.00	-	-	-
Batticaloa	1800.00 - 1900.00	1600.00 - 1750.00	1800.00 - 1850.00	-	-
Trincomalee	-	-	-	-	-
Veyangoda	2200.00 - 2200.00	1550.00 - 1550.00	1400.00 - 1400.00	2800.00 - 2900.00	1500.00 - 1500.00
Galenbindunuwewa	1900.00 - 1900.00	1580.00 - 1580.00	-	-	-
Bandarawela	2000.00 - 2200.00	1600.00 - 1700.00	-	3000.00 - 3200.00	-
Matale	1900.00 - 2000.00	1500.00 - 1590.00	-	2700.00 - 2800.00	1500.00 - 1600.00

Table 14: Colombo: Wholesale Prices (Rs/Kg or Rs/Pieces)

Week 22: 26 May - 01 June 2023

COMMODITY	Range	Average Price			Change Compared to		COMMODITY	Range	Average Price			Change Compared to	
		This Week	Last Week	Last Year	Last Week (%)	Last Year (%)			This Week	Last Week	Last Year	Last Week (%)	Last Year (%)
<u>Rice</u>							<u>Coconut</u>						
Local							Large	90.00 - 100.00	96.43	95.00	79.20	1.50	21.75
Samba 1	205.00 - 215.00	210.50	210.50	223.64	0.00	-5.87	Small	80.00 - 85.00	81.43	77.50	71.20	5.07	14.37
Samba 2	195.00 - 210.00	202.50	201.60	219.55	0.45	-7.76							
Keeri Samba	255.00 - 265.00	259.78	259.40	253.50	0.15	2.48	<u>Fruits (Rs/Fruit)</u>						
Nadu 1	180.00 - 185.00	183.50	183.00	216.30	0.27	-15.16	Plantain						
Nadu 2	175.00 - 180.00	177.89	178.30	210.00	-0.23	-15.29	Ambul (Rs/Kg)	60.00 - 100.00	83.57	74.17	60.83	12.68	37.38
Raw (Red)	140.00 - 155.00	147.50	147.70	203.50	-0.14	-27.52	Kolikuttu (Rs/Kg)	250.00 - 300.00	272.50	320.00	147.50	-14.84	84.75
Raw (White)	160.00 - 175.00	165.80	165.00	208.00	0.48	-20.29	Seeni (Rs/Kg)	80.00 - 120.00	94.62	90.00	62.50	5.13	51.38
Imported							Anamalu	15.00 - 20.00	17.25	17.67	11.33	-2.36	52.21
Samba	200.00 - 215.00	209.38	210.33	207.00	-0.46	1.15	Ambun	20.00 - 28.00	24.83	26.33	14.33	-5.70	73.26
Nadu				206.25			Papaw(Rs/Kg)	70.00 - 140.00	99.29	107.69	121.43	-7.81	-18.24
Raw (Red)							Passion Fruit	24.00 - 30.00	25.83	26.50	16.00	-2.52	61.46
Raw (White)	178.00 - 185.00	182.00	187.10	185.30	-2.73	-1.78	Pineapple Large	650.00 - 700.00	670.00	608.00	160.83	10.20	316.58
<u>Dried Chillies</u>							Pineapple Medium	570.00 - 600.00	578.75	508.00	128.89	13.93	349.03
Imported	900.00 - 1120.00	971.00	983.00	1685.50	-1.22	-42.39	Pineapple Small	400.00 - 420.00	405.00	381.00	94.55	6.30	328.37
<u>Onion</u>							Mango						
Sinnan							Betti	20.00 - 25.00	21.00	21.44	16.40	-2.07	28.05
Vedalan							Karthakolomban	50.00 - 90.00	68.71	70.00	52.31	-1.84	31.37
Imported	200.00 - 300.00	244.00	272.00	418.00	-10.29	-41.63	Vilad	35.00 - 42.00	39.10	50.60	22.73	-22.73	72.04
<u>Big Onion</u>							Kohu	10.00 - 14.00	11.82	15.42			-23.34
Imported	70.00 - 100.00	89.70	97.50	202.50	-8.00	-55.70	Other						
Local							Wood Apple	70.00 - 90.00	77.27	51.91	33.00	48.86	134.16
<u>Potato</u>							Orange	60.00 - 80.00	69.44	56.27	24.17	23.41	187.36
Welimada							Avocado	60.00 - 100.00	79.23	77.50	57.14	2.23	38.65
N'Eliya	250.00 - 270.00	260.00	255.00	267.50	1.96	-2.80	Siime Apple	18.00 - 24.00	20.80	18.73	18.40	11.07	13.04
Imported	145.00 - 210.00	161.50	164.50	204.00	-1.82	-20.83	Grapes (Imp., Rs/Kg)	1900.00 - 2000.00	1950.00	1875.00	1380.00	4.00	41.30
<u>Pulses</u>							King Coconut	90.00 - 120.00	107.00	102.73	85.45	4.16	25.21
Green Gram	1250.00 - 1450.00	1361.00	1418.89	821.36	-4.08	65.70	<u>Sea Fish</u>						
Cowpea (White)	650.00 - 780.00	716.50	676.67	579.00	5.89	23.75	Salaya	340.00 - 560.00	424.00	440.00	500.00	-3.64	-15.20
Cowpea (Red)	650.00 - 800.00	731.11	769.44	494.00	-4.98	48.00	Hurulla	750.00 - 880.00	811.00	935.00	950.00	-13.26	-14.63
Red Dhal	270.00 - 300.00	284.30	308.90	585.00	-7.96	-51.40	Balaya	950.00 - 1450.00	1203.00	1110.00	1127.78	8.38	6.67
<u>Vegetable</u>							Kelawalla	1500.00 - 1750.00	1633.00	1549.00	1273.33	5.42	28.25
Beans (Butter)							Thora	1700.00 - 2300.00	2000.00	1995.00	2188.89	0.25	-8.63
Beans(Green)	300.00 - 400.00	340.00	322.00	575.00	5.59	-40.87	Paraw	1350.00 - 1500.00	1424.00	1530.00	1238.33	-6.93	14.99
Carrot	280.00 - 320.00	302.00	278.00	302.00	8.63	0.00	Mora	840.00 - 1000.00	930.00	1520.00			-38.82
Leeks	280.00 - 300.00	290.00	282.00	202.00	2.84	43.56	Shrimps	1400.00 - 1700.00	1541.00	1628.00	1628.75	-5.34	-5.39
Beetroot	280.00 - 450.00	349.09	292.50	320.00	19.35	9.09	Thalalpath	1580.00 - 2300.00	1903.00	1725.00	1638.75	10.32	16.13
Knolkhol	220.00 - 280.00	253.00	222.00	233.00	13.96	8.58	<u>Eggs</u>						
Raddish	150.00 - 180.00	162.00	165.00	161.00	-1.82	0.62	Brown	48.00 - 48.00	48.00		39.13		22.68
Cabbage	280.00 - 350.00	313.00	262.00	206.00	19.47	51.94	White	46.00 - 50.00	48.25	49.25	37.25	-2.03	29.53
Tomato	220.00 - 300.00	263.00	224.00	493.00	17.41	-46.65	<u>Dried Fish</u>						
Ladies Fingers	140.00 - 160.00	151.00	123.00	222.00	22.76	-31.98	Sprats	1250.00 - 1400.00	1317.00	1357.00	1912.50	-2.95	-31.14
Brinjal	350.00 - 450.00	397.00	394.00	305.00	0.76	30.16	Sprats (Imported)	800.00 - 950.00	875.83	825.83	1392.00	6.05	-37.08
Capsicum	400.00 - 450.00	425.00	370.00	494.00	14.86	-13.97	Kattawa	-	-	-	-	-	-
Pumpkin	60.00 - 80.00	67.00	70.00	113.00	-4.29	-40.71	Kattawa (Imported)	1600.00 - 1700.00	1641.00	1594.00	2240.00	2.95	-26.74
Cucumber	60.00 - 80.00	69.00	74.00	107.00	-6.76	-35.51	Thora	-	-	-	-	-	-
Bitter Gourd	400.00 - 500.00	450.00	428.00	450.00	5.14	0.00	Thora (Imported)	-	-	-	-	-	-
Snake Gourd	280.00 - 320.00	296.00	299.00	300.00	-1.00	-1.33	Mora	1650.00 - 1750.00	1699.00	1692.00	2161.25	0.41	-21.39
Drumstick	400.00 - 800.00	600.00	558.33		7.46		Mora (Imported)	-	-	-	-	-	-
Luffa	250.00 - 300.00	280.00	292.00	287.78	-4.11	-2.70	Balaya	1250.00 - 1380.00	1317.00	1070.00	1412.00	23.08	-6.73
Long Beans	200.00 - 250.00	229.00	186.00	295.00	23.12	-22.37	Balaya (Imported)	-	-	-	-	-	-
Ash Plantain	140.00 - 160.00	151.00	133.00	63.75	13.53	136.86	Anguluwa	-	-	-	-	-	-
Green Chillies	250.00 - 300.00	278.00	226.00	406.00	23.01	-31.53	Anguluwa (Imported)	1600.00 - 1700.00	1676.25	1618.57	1763.33	3.56	-4.94
Lime	280.00 - 350.00	311.00	291.11	456.00	6.83	-31.80	Maduwa	1300.00 - 1400.00	1351.11	1313.00			2.90
<u>Root Crops</u>							Maduwa (Imported)	-	-	-	-	-	-
Sweet Potato	80.00 - 100.00	92.00	75.00	109.00	22.67	-15.60	Koduwa	-	-	-	-	-	-
Manioc	150.00 - 300.00	218.00	156.00	51.00	39.74	327.45	Koduwa (Imported)	-	-	-	-	-	-
<u>Leafy Vegetable</u>							Salaya	600.00 - 740.00	668.00	743.00	1056.25	-10.09	-36.76
Mukunuwenna	40.00 - 50.00	45.00	45.00	38.50	0.00	16.88	Salaya (Imported)	-	-	-	-	-	-
Kankun	40.00 - 50.00	45.00	45.00	38.50	0.00	16.88							
Gotukola (Rs/Kg)	280.00 - 300.00	287.50	287.50	166.00	0.00	73.19							

This Week: Week 22: 26 May - 01 June 2023

Last Week: Week 21: 19 - 25 May 2023

Table 15: Colombo &Suburbs: Retail Prices (Rs/Kg or Rs/Piece)

Week 22: 26 May - 01 June 2023

COMMODITY	Range	Average Price			Change Compared to		COMMODITY	Range	Average Price			Change Compared to	
		This Week	Last Week	Last Year	Last Week	Last Year (%)			This Week	Last Week	Last Year	Last Week	Last Year (%)
<u>Rice</u>							<u>Coconut</u>						
Local							Large						
Samba 1	225.00 - 230.00	229.70	232.35	235.67	-2.66	-2.53	100.00 - 130.00	110.96	110.30	90.76	0.66	22.26	
Samba 2	210.00 - 225.00	220.18	223.04	224.23	-2.86	-1.81	80.00 - 95.00	90.17	88.96	76.88	1.21	17.29	
Keeri Samba	270.00 - 280.00	275.71	275.91	269.73	-0.19	2.22	<u>Fruits (Rs/Fruit)</u>						
Nadu 1	210.00 - 220.00	217.59	223.57	224.23	-5.99	-2.96	Plantain						
Nadu 2	190.00 - 210.00	202.58	207.58	213.33	-5.00	-5.04	Ambul (Rs/Kg)	120.00 - 200.00	176.47	173.71	112.42	2.76	56.97
Raw (Red)	160.00 - 190.00	174.19	173.43	227.43	0.76	-23.41	Kolikuttu (Rs/Kg)	300.00 - 450.00	405.29	420.00	253.94	-14.71	59.60
Raw (White)	180.00 - 190.00	188.28	191.62	224.84	-3.34	-16.26	Seeni (Rs/Kg)	140.00 - 220.00	189.43	188.57	129.09	0.86	46.74
Imported							Anamalu						
Samba	215.00 - 240.00	229.53	229.06	212.50	0.47	8.01	20.00 - 32.00	25.91	26.67	18.85	-0.76	37.46	
Nadu	-	-	196.36	213.79	-	-	Ambun	25.00 - 40.00	32.52	33.19	23.73	-0.68	37.04
Raw (Red)	-	-	-	-	-	-	Papaw(Rs/Kg)	120.00 - 250.00	205.00	209.26	208.28	-4.26	-1.57
Raw (White)	190.00 - 210.00	201.92	199.55	195.33	2.38	3.37	Passion Fruit	29.00 - 54.00	39.58	43.54	36.19	-3.96	9.39
<u>Dried Chillies</u>							Pineapple Large						
Imported	1100.00 - 1500.00	1332.19	1366.67	1798.53	-34.48	-25.93	500.00 - 700.00	665.22	624.78	237.50	40.43	180.09	
<u>Onion</u>							Pineapple Medium						
Sinnan	-	-	-	447.86	-	-	500.00 - 600.00	558.24	516.29	183.20	41.95	204.71	
Vedalan	-	-	-	-	-	-	Pineapple Small	380.00 - 500.00	447.31	398.46	138.24	48.85	223.58
Imported	350.00 - 480.00	422.90	430.63	414.29	-7.72	2.08	Mango						
<u>Big Onion</u>							Betti						
Imported	120.00 - 140.00	127.19	130.00	212.12	-2.81	-40.04	Karthakolomban	70.00 - 150.00	98.75	126.77	88.45	-28.02	11.65
Local	-	-	-	-	-	-	Vilad	50.00 - 60.00	55.00	84.67	50.00	-29.67	10.00
<u>Potato</u>							Kohu						
Welimada	-	-	-	-	-	-	<u>Other</u>						
N'Eliya	320.00 - 400.00	361.88	358.24	325.61	3.64	11.14	Wood Apple	110.00 - 200.00	156.36	126.47	77.81	29.89	100.95
Imported	160.00 - 220.00	195.63	208.39	219.33	-12.76	-10.81	Orange	80.00 - 140.00	113.89	110.00	65.77	3.89	73.16
<u>Pulses</u>							Avocado						
Green Gram	1480.00 - 1600.00	1578.89	1585.42	948.08	-6.53	66.54	80.00 - 150.00	118.08	116.33	94.78	1.74	24.58	
Cowpea (White)	800.00 - 1200.00	1009.50	966.67	766.00	42.83	31.79	40.00 - 120.00	80.67	74.48	61.15	6.18	31.91	
Cowpea (Red)	800.00 - 1000.00	944.17	966.67	639.58	-22.50	47.62	40.00 - 120.00	80.67	74.48	61.15	6.18	31.91	
Red Dhal	320.00 - 360.00	340.91	358.71	597.50	-17.80	-42.94	Grapes (Imp., Rs/Kg)	2250.00 - 3000.00	2740.91	2736.36	1816.67	4.55	50.88
<u>Vegetable</u>							King Coconut						
Beans (Butter)	-	-	-	-	-	-	130.00 - 170.00	146.25	142.11	109.23	4.14	33.89	
Beans(Green)	350.00 - 600.00	469.20	440.33	585.17	28.87	-19.82	<u>Sea Fish</u>						
Carrot	320.00 - 600.00	454.00	380.67	403.08	73.33	12.63	Salaya	560.00 - 900.00	647.14	651.60	521.90	-4.46	24.00
Leeks	300.00 - 560.00	426.40	393.33	290.00	33.07	47.03	Hurulla	900.00 - 1400.00	1115.24	1202.31	966.00	-87.07	15.45
Beetroot	320.00 - 630.00	512.17	467.50	486.54	44.67	5.27	Balaya	1320.00 - 2300.00	1780.00	1580.00	1582.67	200.00	12.47
Knolkhol	280.00 - 480.00	393.33	374.07	300.80	19.26	30.76	Kelawalla	1920.00 - 3400.00	2536.67	2506.09	1963.16	30.58	29.21
Raddish	160.00 - 340.00	266.36	305.17	276.92	-38.81	-3.81	Thora	2760.00 - 3800.00	3163.81	3261.90	2418.75	-98.10	30.80
Cabbage	360.00 - 520.00	428.18	334.83	293.70	93.35	45.79	Paraw	1800.00 - 3200.00	2566.67	2568.75	2642.50	-2.08	-2.87
Tomato	260.00 - 480.00	386.40	381.38	769.29	5.02	-49.77	Mora	1800.00 - 2800.00	2300.00	2355.56	1840.00	-55.56	25.00
Ladies Fingers	220.00 - 460.00	332.50	297.33	313.57	35.17	6.04	Shrimps	1500.00 - 2100.00	1750.00	1823.81	1446.15	-73.81	21.01
Brinjal	400.00 - 800.00	560.83	510.37	434.14	50.46	29.18	Thalpath	2100.00 - 3600.00	3140.00	3097.50	2271.43	42.50	38.24
Capsicum	450.00 - 800.00	661.67	519.66	773.70	142.01	-14.48	<u>Eggs</u>						
Pumpkin	110.00 - 200.00	157.04	153.67	190.00	3.37	-17.35	Brown	48.50 - 50.00	49.00	48.50	35.00	0.50	40.00
Cucumber	100.00 - 240.00	177.60	184.83	177.78	-7.23	-0.10	White	46.50 - 56.00	50.79	49.20	34.00	1.59	49.39
Bitter Gourd	480.00 - 700.00	604.09	553.08	511.20	51.01	18.17	<u>Dried Fish</u>						
Snake Gourd	360.00 - 480.00	433.75	436.30	391.11	-2.55	10.90	Sprats	1400.00 - 2400.00	1937.50	1960.87	1817.39	-23.37	6.61
Drumstick	500.00 - 1200.00	945.00	756.13	782.86	188.87	20.71	Sprats (Imported)	1000.00 - 1400.00	1228.57	1226.92	1488.89	1.65	-17.48
Luffa	320.00 - 560.00	454.55	448.70	389.23	5.85	16.78	Kattawa	2000.00 - 2800.00	2511.54	2491.30	2517.39	20.23	-0.23
Long Beans	300.00 - 480.00	396.82	341.85	397.78	54.97	-0.24	Thora	3000.00 - 3200.00	3080.00	3225.00	3550.00	-145.00	-13.24
Ash Plantain	200.00 - 400.00	294.78	271.33	175.17	23.45	68.28	Mora	2000.00 - 2500.00	2345.83	2336.36	2152.17	9.47	9.00
Green Chillies	350.00 - 700.00	528.08	478.67	620.69	49.41	-14.92	Balaya	1400.00 - 1800.00	1650.00	1529.17	1383.33	120.83	19.28
Lime	400.00 - 650.00	538.80	474.33	940.38	64.47	-42.70	Anguluwa	2100.00 - 2800.00	2500.00	2328.57	1800.00	171.43	38.89
<u>Root Crops</u>							Maduwa						
Sweet Potato	150.00 - 280.00	209.60	185.63	234.64	23.98	-10.67	1800.00 - 2600.00	2333.33	-	1600.00	-	45.83	
Manioc	200.00 - 260.00	232.17	224.33	133.70	7.84	73.65	Koduwa	-	-	-	-	-	
<u>Leafy Vegetable</u>							Salaya						
Mukunuwenna	60.00 - 120.00	81.67	77.69	68.18	3.97	19.78	900.00 - 1300.00	1150.00	1112.50	970.59	37.50	18.48	
Kankun	60.00 - 120.00	81.67	77.31	68.18	4.36	19.78	<u>Meat</u>						
Gotukola	100.00 - 150.00	123.75	113.33	70.45	10.42	75.65	Beef (without Bones)	2200.00 - 2500.00	2350.00	2325.00	1600.00	25.00	46.88
							Chicken (Broiler)						
							Chicken (Curry)						
							Mutton						
							Pork						

This Week: Week 22: 26 May - 01 June 2023
Last Week: Week 21: 19 - 25 May 2023

Table 16: Farmgate/Producer Prices of Food Commodities in Selected Producing Areas (Rs/Kg)

Week 22: 26 May - 01 June 2023

COMMODITY	Range	Average Price	COMMODITY	Range	Average Price	COMMODITY	Range	Average Price
<u>Paddy</u>			<u>Vegetable (Up Country)</u>			<u>Snake Gourd</u>		
Short Grain			Beans			Dambulla	260.00 - 290.00	276.00
A'pura	100.00 - 105.00	102.00	Dambulla	190.00 - 230.00	212.00	Hambantota	170.00 - 190.00	180.00
P'narawa	110.00 - 111.00	110.30	Welimada	250.00 - 260.00	256.00	Embilipitiya	250.00 - 270.00	259.00
Kalawewa	100.00 - 105.00	103.00	Badulla	240.00 - 260.00	250.00	Matara	-	
Kurunegala	103.00 - 107.00	105.25	Carrot			A'pura	220.00 - 240.00	228.00
Dehiattakandiya	107.00 - 110.00	108.33	N'Eliya	265.00 - 280.00	272.00	Luffa		
Nikaweratiya	100.00 - 105.00	102.86	Welimada	240.00 - 260.00	252.00	Dambulla	190.00 - 230.00	210.00
Ampara	105.00 - 105.00	105.00	Hanguranketha	200.00 - 230.00	215.00	Hambantota	180.00 - 190.00	185.00
Long Grain (White)			Leeks			Embilipitiya	270.00 - 290.00	279.00
A'pura	83.00 - 86.00	84.20	N'Eliya	225.00 - 235.00	229.00	Matara	-	
P'narawa	89.00 - 90.00	89.50	Welimada	210.00 - 220.00	215.00	A'pura	230.00 - 250.00	238.00
Kalawewa	82.00 - 85.00	83.80	Beetroot			Green Chillies		
Kurunegala	85.00 - 90.00	87.25	N'Eliya	260.00 - 270.00	264.00	Dambulla	230.00 - 260.00	246.00
Dehiattakandiya	88.00 - 90.00	89.33	Dambulla	280.00 - 320.00	300.00	Hambantota	-	
Embilipitiya	-		Kurunegala	-		Embilipitiya	350.00 - 380.00	364.00
Nikaweratiya	85.00 - 90.00	87.75	Welimada	260.00 - 270.00	266.00	Puttalam	280.00 - 350.00	310.00
Hambantota	-		Hanguranketha	220.00 - 240.00	233.00	A'pura	280.00 - 320.00	296.00
Ampara	80.00 - 80.00	80.00	Knol Khol			Pumpkin		
Long Grain (Red)			N'Eliya	220.00 - 230.00	224.00	Dambulla	50.00 - 60.00	54.80
Matara	70.00 - 75.00	73.75	Welimada	180.00 - 200.00	189.00	Hambantota	40.00 - 55.00	48.75
Hambantota	70.00 - 75.00	73.25	Hanguranketha	150.00 - 180.00	168.00	Embilipitiya	60.00 - 70.00	64.00
Embilipitiya	72.00 - 75.00	73.20	Raddish			Matara	40.00 - 50.00	45.00
Keeri Samba			N'Eliya	90.00 - 100.00	96.00	A'pura	35.00 - 45.00	39.00
A'pura	130.00 - 135.00	132.50	Welimada	60.00 - 70.00	64.00	Moneragala	40.00 - 50.00	44.00
P'narawa	142.00 - 143.50	142.70	Hambantota	100.00 - 120.00	107.50	Cucumber		
Kalawewa	130.00 - 135.00	131.67	Hanguranketha	70.00 - 105.00	89.60	A'pura	40.00 - 50.00	44.00
Kurunegala	130.00 - 135.00	132.50	Cabbage			Dambulla	40.00 - 45.00	42.60
Dehiattakandiya	136.00 - 140.00	138.00	N'Eliya	255.00 - 260.00	258.00	Hambantota	40.00 - 50.00	43.75
Red Onion			Welimada	225.00 - 235.00	229.00	Matara	30.00 - 45.00	38.33
Puttalam	-		Badulla	200.00 - 230.00	218.00	Long Beans		
Jaffna	200.00 - 250.00	226.67	Hanguranketha	215.00 - 250.00	232.00	Dambulla	190.00 - 210.00	203.00
Big Onion			Tomato			Hambantota	-	
Dambulla	-		Welimada	160.00 - 175.00	167.00	Embilipitiya	240.00 - 260.00	249.00
Kalawewa	-		Hambantota	-		Matara	200.00 - 220.00	210.00
A'pura	-		Dambulla	190.00 - 210.00	198.00	A'pura	220.00 - 250.00	232.00
Potato			Hanguranketha	150.00 - 180.00	164.00	Ash Plantain		
N'Eliya	235.00 - 240.00	238.00	Vegetable (Low Country)			Hambantota	80.00 - 100.00	90.00
Badulla	-		Ladies Fingers			Embilipitiya	100.00 - 120.00	108.00
Welimada	230.00 - 240.00	234.00	A'pura	140.00 - 150.00	144.00	Matara	90.00 - 100.00	95.00
Pulses			Dambulla	100.00 - 110.00	103.00	Lime		
Green Gram			Hambantota	120.00 - 150.00	136.00	Hambantota	-	
Hambantota	-		Embilipitiya	100.00 - 120.00	108.00	Embilipitiya	170.00 - 200.00	186.00
Moneragala	900.00 - 1100.00	980.00	Matara	90.00 - 100.00	95.00	Moneragala	230.00 - 250.00	238.00
Embilipitiya	1300.00 - 1320.00	1310.00	Brinjal			Fruits (Rs/Kg)		
Nikaweratiya	850.00 - 900.00	875.00	A'pura	340.00 - 380.00	356.00	Banana		
A'pura	1000.00 - 1100.00	1040.00	Dambulla	390.00 - 430.00	412.00	Ambul		
Cowpea			Hambantota	-		Moneragala	50.00 - 60.00	54.00
Hambantota	-		Embilipitiya	260.00 - 280.00	271.00	Embilipitiya	40.00 - 50.00	44.00
Nikaweratiya	500.00 - 500.00	500.00	Matara	300.00 - 330.00	316.67	Hambantota	40.00 - 50.00	42.50
Moneragala	480.00 - 520.00	496.00	Welimada	300.00 - 330.00	314.00	Kolikuttu		
Embilipitiya	600.00 - 620.00	610.00	Capsicum			Moneragala	180.00 - 200.00	188.00
Maize			Badulla	-		Embilipitiya	200.00 - 230.00	212.00
A'pura	125.00 - 130.00	127.50	Welimada	380.00 - 400.00	388.00	Hambantota	-	
Kalawewa	-		Bitter Gourd			Papaw		
Gingelly			A'pura	380.00 - 400.00	388.00	Moneragala	60.00 - 70.00	64.00
A'pura	550.00 - 550.00	550.00	Dambulla	390.00 - 430.00	410.00	Embilipitiya	85.00 - 100.00	92.00
Kalawewa	-		Hambantota	-		Hambantota	40.00 - 50.00	45.00
Black Gram			Embilipitiya	400.00 - 420.00	407.50	Pineapple		
A'pura	750.00 - 750.00	750.00	Matara	320.00 - 340.00	330.00	Divulapitiya	-	
Kalawewa	-							

Annex 01 - Colombo Markets: Retail Prices of Rice and Subsidiary Food Crops (Rs/Kg)

Week 22: 26 May - 01 June 2023

28

CROP	PELIYAGODA	MAHARAGAMA	KIRULAPONE	NUGEGODA	NARAHENPITA	DEMATAGODA	THOTALANGA	KADAWATHA	KIRIBATHGODA
<u>Rice</u>									
Local									
Samba 1	225.00 - 230.00	230.00 - 230.00	230.00 - 230.00	230.00 - 230.00	230.00 - 230.00	230.00 - 230.00	230.00 - 230.00	230.00 - 230.00	230.00 - 230.00
Samba 2	220.00 - 225.00	220.00 - 220.00	220.00 - 220.00	220.00 - 220.00	220.00 - 225.00	220.00 - 220.00	220.00 - 220.00	210.00 - 220.00	220.00 - 220.00
Keeri Samba	270.00 - 280.00	280.00 - 280.00	280.00 - 280.00	280.00 - 280.00	270.00 - 280.00	280.00 - 280.00	270.00 - 280.00	270.00 - 280.00	280.00 - 280.00
Nadu 1	220.00 - 220.00	220.00 - 220.00	220.00 - 220.00	210.00 - 210.00	220.00 - 220.00	220.00 - 220.00	220.00 - 220.00	210.00 - 220.00	210.00 - 210.00
Nadu 2	190.00 - 210.00	210.00 - 210.00	200.00 - 210.00	200.00 - 200.00	200.00 - 210.00	210.00 - 210.00	200.00 - 200.00	210.00 - 210.00	190.00 - 190.00
Raw (Red)	160.00 - 190.00	180.00 - 180.00	160.00 - 190.00	160.00 - 175.00	170.00 - 180.00	190.00 - 190.00	180.00 - 190.00	170.00 - 180.00	190.00 - 190.00
Raw (White)	180.00 - 190.00	190.00 - 190.00	190.00 - 190.00	180.00 - 185.00	180.00 - 190.00	190.00 - 190.00	190.00 - 190.00	180.00 - 190.00	190.00 - 190.00
Imported									
Samba	215.00 - 230.00	230.00 - 240.00	225.00 - 240.00	230.00 - 230.00	240.00 - 240.00	240.00 - 240.00	220.00 - 230.00	230.00 - 230.00	220.00 - 230.00
Nadu	-	-	-	-	-	-	-	-	-
Raw (Red)	-	-	-	-	-	-	-	-	-
Raw (White)	190.00 - 200.00	210.00 - 210.00	200.00 - 210.00	210.00 - 210.00	200.00 - 210.00	210.00 - 210.00	200.00 - 210.00	190.00 - 200.00	200.00 - 210.00
<u>Dried Chillies</u>									
Imported	1100.00 - 1300.00	1500.00 - 1500.00	1300.00 - 1500.00	1200.00 - 1500.00	1300.00 - 1500.00	1400.00 - 1400.00	1200.00 - 1250.00	1200.00 - 1300.00	1500.00 - 1500.00
<u>Red Onion</u>									
Sinnan	-	-	-	-	-	-	-	-	-
Vedalan	-	-	-	-	-	-	-	-	-
Imported	380.00 - 480.00	480.00 - 480.00	400.00 - 480.00	350.00 - 480.00	400.00 - 480.00	440.00 - 440.00	380.00 - 440.00	480.00 - 480.00	400.00 - 400.00
<u>Big Onion</u>									
Imported	120.00 - 120.00	140.00 - 140.00	130.00 - 130.00	120.00 - 140.00	120.00 - 140.00	130.00 - 130.00	120.00 - 120.00	120.00 - 140.00	140.00 - 140.00
Local	-	-	-	-	-	-	-	-	-
<u>Potato</u>									
Welimada	-	-	-	-	-	-	-	-	-
N'Eliya	320.00 - 350.00	400.00 - 400.00	340.00 - 360.00	340.00 - 360.00	360.00 - 380.00	-	-	-	-
Imported	170.00 - 200.00	200.00 - 200.00	160.00 - 200.00	200.00 - 200.00	180.00 - 220.00	200.00 - 200.00	180.00 - 180.00	180.00 - 220.00	220.00 - 220.00
<u>Pulses</u>									
Green Gram	1480.00 - 1600.00	1600.00 - 1600.00	1600.00 - 1600.00	1580.00 - 1600.00	1500.00 - 1600.00	1500.00 - 1500.00	1600.00 - 1600.00	1600.00 - 1600.00	1600.00 - 1600.00
Cowpea (White)	800.00 - 980.00	1000.00 - 1000.00	980.00 - 1000.00	1000.00 - 1200.00	1200.00 - 1200.00	1200.00 - 1200.00	1000.00 - 1000.00	1000.00 - 1000.00	1000.00 - 1000.00
Cowpea (Red)	850.00 - 980.00	1000.00 - 1000.00	800.00 - 1000.00	1000.00 - 1000.00	900.00 - 1000.00	880.00 - 1000.00	800.00 - 1000.00	1000.00 - 1000.00	1000.00 - 1000.00
Red Dhal	320.00 - 360.00	360.00 - 360.00	340.00 - 360.00	320.00 - 360.00	340.00 - 360.00	320.00 - 360.00	320.00 - 350.00	320.00 - 320.00	320.00 - 350.00

Annex 02 - Colombo Markets: Retail Prices of Vegetables (Rs/Kg) and Coconut (Rs/Nut)

Week 22: 26 May - 01 June 2023

29

CROP	PELIYAGODA	MAHARAGAMA	KIRULAPONE	NUGEGODA	NARAHENPITA	DEMATAGODA	THOTALANGA	KADAWATHA	KIRIBATHGODA
<i>Vegetable</i>									
Beans	420.00 - 450.00	540.00 - 600.00	480.00 - 540.00	480.00 - 600.00	420.00 - 480.00	400.00 - 600.00	350.00 - 400.00	380.00 - 400.00	400.00 - 480.00
Carrot	360.00 - 400.00	520.00 - 580.00	420.00 - 480.00	480.00 - 600.00	400.00 - 480.00	400.00 - 600.00	350.00 - 380.00	460.00 - 480.00	320.00 - 420.00
Leeks	300.00 - 320.00	540.00 - 560.00	400.00 - 460.00	480.00 - 560.00	360.00 - 420.00	400.00 - 480.00	360.00 - 360.00	400.00 - 480.00	320.00 - 400.00
Beetroot	450.00 - 550.00	600.00 - 630.00	480.00 - 560.00	400.00 - 560.00	480.00 - 500.00	320.00 - 600.00	380.00 - 550.00	440.00 - 440.00	600.00 - 620.00
Knolkhol	320.00 - 360.00	420.00 - 480.00	440.00 - 460.00	480.00 - 480.00	320.00 - 360.00	400.00 - 400.00	280.00 - 400.00	320.00 - 320.00	400.00 - 400.00
Raddish	200.00 - 240.00	320.00 - 340.00	280.00 - 320.00	320.00 - 340.00	240.00 - 300.00	160.00 - 160.00	240.00 - 280.00	160.00 - 180.00	240.00 - 300.00
Cabbage	360.00 - 380.00	520.00 - 520.00	440.00 - 480.00	460.00 - 460.00	380.00 - 420.00	520.00 - 520.00	380.00 - 400.00	360.00 - 400.00	400.00 - 480.00
Tomato	320.00 - 350.00	460.00 - 480.00	400.00 - 460.00	480.00 - 480.00	360.00 - 400.00	400.00 - 420.00	300.00 - 360.00	260.00 - 320.00	400.00 - 480.00
Ladies Fingers	220.00 - 240.00	360.00 - 460.00	320.00 - 400.00	400.00 - 460.00	240.00 - 280.00	240.00 - 240.00	240.00 - 280.00	400.00 - 460.00	300.00 - 320.00
Brinjal	460.00 - 520.00	600.00 - 620.00	520.00 - 600.00	460.00 - 600.00	500.00 - 620.00	400.00 - 600.00	400.00 - 550.00	760.00 - 800.00	580.00 - 600.00
Capsicum	500.00 - 600.00	800.00 - 800.00	680.00 - 800.00	680.00 - 800.00	600.00 - 760.00	800.00 - 800.00	450.00 - 600.00	760.00 - 800.00	600.00 - 650.00
Pumpkin	140.00 - 160.00	160.00 - 200.00	160.00 - 200.00	200.00 - 200.00	110.00 - 140.00	160.00 - 200.00	110.00 - 120.00	120.00 - 200.00	160.00 - 200.00
Cucumber	200.00 - 220.00	200.00 - 240.00	160.00 - 200.00	200.00 - 240.00	120.00 - 200.00	160.00 - 160.00	100.00 - 120.00	120.00 - 200.00	160.00 - 200.00
Bitter Gourd	520.00 - 600.00	600.00 - 660.00	600.00 - 700.00	600.00 - 680.00	480.00 - 600.00	-	500.00 - 600.00	620.00 - 660.00	600.00 - 700.00
Snake Gourd	360.00 - 400.00	460.00 - 480.00	420.00 - 480.00	400.00 - 400.00	420.00 - 480.00	400.00 - 400.00	400.00 - 480.00	400.00 - 460.00	460.00 - 480.00
Drumstick	500.00 - 900.00	1000.00 - 1200.00	1000.00 - 1100.00	1100.00 - 1200.00	1000.00 - 1200.00	600.00 - 600.00	600.00 - 1200.00	1000.00 - 1000.00	600.00 - 600.00
Luffa	320.00 - 400.00	420.00 - 480.00	480.00 - 560.00	480.00 - 560.00	420.00 - 480.00	460.00 - 460.00	360.00 - 480.00	560.00 - 560.00	420.00 - 550.00
Long Beans	300.00 - 320.00	360.00 - 480.00	400.00 - 460.00	400.00 - 460.00	360.00 - 420.00	400.00 - 400.00	350.00 - 400.00	380.00 - 400.00	400.00 - 480.00
Ash Plantain	200.00 - 240.00	360.00 - 400.00	320.00 - 360.00	400.00 - 400.00	240.00 - 300.00	240.00 - 280.00	200.00 - 240.00	320.00 - 360.00	240.00 - 240.00
Green Chillies	400.00 - 500.00	600.00 - 700.00	500.00 - 600.00	600.00 - 700.00	400.00 - 500.00	480.00 - 600.00	350.00 - 400.00	500.00 - 600.00	600.00 - 620.00
Lime	400.00 - 450.00	600.00 - 640.00	500.00 - 600.00	600.00 - 650.00	450.00 - 540.00	600.00 - 650.00	400.00 - 420.00	480.00 - 600.00	600.00 - 650.00
<i>Root Crops</i>									
Sweet Potato	150.00 - 160.00	200.00 - 260.00	240.00 - 280.00	200.00 - 280.00	200.00 - 280.00	160.00 - 200.00	150.00 - 180.00	240.00 - 260.00	160.00 - 170.00
Manioc	200.00 - 220.00	230.00 - 260.00	220.00 - 260.00	240.00 - 260.00	240.00 - 260.00	260.00 - 260.00	200.00 - 200.00	220.00 - 220.00	200.00 - 230.00
<i>Leafy Vegetable</i>									
Mukunuwenna	60.00 - 60.00	80.00 - 90.00	70.00 - 80.00	80.00 - 90.00	70.00 - 80.00	80.00 - 80.00	70.00 - 80.00	100.00 - 120.00	80.00 - 80.00
Kankun	60.00 - 60.00	80.00 - 90.00	70.00 - 80.00	80.00 - 90.00	70.00 - 80.00	80.00 - 80.00	70.00 - 80.00	100.00 - 120.00	80.00 - 80.00
Gotukola	100.00 - 100.00	100.00 - 110.00	150.00 - 150.00	150.00 - 150.00	150.00 - 150.00	110.00 - 120.00	100.00 - 110.00	110.00 - 130.00	120.00 - 130.00
<i>Coconut</i>									
Large	110.00 - 110.00	100.00 - 120.00	100.00 - 110.00	100.00 - 120.00	100.00 - 120.00	100.00 - 110.00	110.00 - 115.00	105.00 - 110.00	110.00 - 130.00
Small	85.00 - 90.00	90.00 - 95.00	80.00 - 95.00	90.00 - 95.00	85.00 - 95.00	80.00 - 90.00	85.00 - 95.00	80.00 - 95.00	95.00 - 95.00

Annex 03 - Colombo Markets: Retail Prices of Fruits (Rs/Fruit)

Week 22: 26 May - 01 June 2023

30

CROP	PELIYAGODA	MAHARAGAMA	KIRULAPONE	NUGEGODA	NARAHENPITA	DEMATAGODA	THOTALANGA	KADAWATHA	KIRIBATHGODA
<i>Plantain</i>									
Ambul (Rs/Kg)	120.00 - 140.00	200.00 - 200.00	200.00 - 200.00	160.00 - 180.00	150.00 - 160.00	150.00 - 160.00	160.00 - 200.00	180.00 - 200.00	180.00 - 200.00
Kolikuttu (Rs/Kg)	300.00 - 320.00	400.00 - 440.00	400.00 - 450.00	350.00 - 400.00	450.00 - 450.00	400.00 - 420.00	400.00 - 420.00	400.00 - 420.00	430.00 - 450.00
Seeni (Rs/Kg)	140.00 - 150.00	200.00 - 220.00	180.00 - 220.00	180.00 - 200.00	180.00 - 200.00	200.00 - 220.00	150.00 - 180.00	170.00 - 180.00	180.00 - 200.00
Anamalu	20.00 - 25.00	25.00 - 26.00	28.00 - 30.00	20.00 - 28.00	28.00 - 32.00	28.00 - 30.00	24.00 - 28.00	20.00 - 24.00	20.00 - 24.00
Ambun	25.00 - 30.00	31.00 - 33.00	35.00 - 38.00	25.00 - 35.00	35.00 - 40.00	35.00 - 38.00	30.00 - 35.00	25.00 - 30.00	28.00 - 30.00
<i>Pineapple</i>									
Large	650.00 - 650.00	650.00 - 700.00	650.00 - 700.00	650.00 - 700.00	650.00 - 700.00	650.00 - 650.00	650.00 - 650.00	650.00 - 650.00	650.00 - 700.00
Medium	500.00 - 600.00	540.00 - 600.00	550.00 - 600.00	550.00 - 600.00	540.00 - 600.00	500.00 - 600.00	500.00 - 600.00	500.00 - 600.00	500.00 - 600.00
Small	400.00 - 450.00	500.00 - 500.00	450.00 - 500.00	450.00 - 500.00	450.00 - 500.00	400.00 - 450.00	400.00 - 450.00	380.00 - 450.00	400.00 - 400.00
<i>Mango</i>									
Betti	-	-	-	-	-	-	-	-	-
Karthakolomban	70.00 - 120.00	100.00 - 150.00	100.00 - 120.00	100.00 - 150.00	80.00 - 100.00	70.00 - 80.00	70.00 - 100.00	70.00 - 100.00	100.00 - 120.00
Vilad	50.00 - 60.00	-	-	-	-	-	-	-	-
Kohu	-	-	-	-	-	-	-	-	-
<i>Other Fruits</i>									
Wood Apple	110.00 - 120.00	160.00 - 200.00	140.00 - 150.00	160.00 - 200.00	130.00 - 130.00	-	-	-	200.00 - 200.00
Orange	80.00 - 90.00	100.00 - 130.00	120.00 - 140.00	100.00 - 120.00	100.00 - 120.00	80.00 - 100.00	-	-	140.00 - 140.00
Avocado	100.00 - 120.00	100.00 - 120.00	100.00 - 150.00	150.00 - 150.00	100.00 - 130.00	80.00 - 100.00	100.00 - 120.00	80.00 - 90.00	120.00 - 140.00
Slime Apple	40.00 - 50.00	80.00 - 100.00	100.00 - 120.00	100.00 - 120.00	80.00 - 100.00	50.00 - 60.00	50.00 - 70.00	60.00 - 80.00	70.00 - 100.00
Grapes (Rs/Kg)	2250.00 - 2250.00	2800.00 - 3000.00	3000.00 - 3000.00	3000.00 - 3000.00	-	2300.00 - 2300.00	2800.00 - 2800.00	2500.00 - 2500.00	2500.00 - 2500.00
Papaw (Rs/Kg)	120.00 - 150.00	240.00 - 250.00	250.00 - 250.00	230.00 - 250.00	240.00 - 250.00	150.00 - 160.00	180.00 - 200.00	150.00 - 180.00	180.00 - 200.00
Passion	29.00 - 30.00	42.00 - 46.00	50.00 - 54.00	46.00 - 50.00	33.00 - 38.00	33.00 - 33.00	33.00 - 38.00	-	33.00 - 35.00
King Coconut	130.00 - 140.00	150.00 - 160.00	150.00 - 170.00	150.00 - 160.00	140.00 - 150.00	150.00 - 150.00	130.00 - 140.00	130.00 - 140.00	150.00 - 150.00

Annex 04 - Colombo Markets: Retail Prices of Sea Fish and Dried Fish (Rs/Kg)

Week 22: 26 May - 01 June 2023

CROP	PELIYAGODA	MAHARAGAMA	KIRULAPONE	NUGEGODA	NARAHENPITA	DEMATAGODA	THOTALANGA	KADAWATHA	KIRIBATHGODA
<i>Sea Fish</i>									
Salaya	600.00 - 680.00	720.00 - 720.00	800.00 - 900.00	900.00 - 900.00	700.00 - 700.00	600.00 - 600.00	600.00 - 600.00	560.00 - 600.00	560.00 - 600.00
Hurulla	1000.00 - 1100.00	1200.00 - 1200.00	1100.00 - 1200.00	1400.00 - 1400.00	-	1000.00 - 1120.00	900.00 - 1000.00	1000.00 - 1200.00	-
Balaya	1320.00 - 1440.00	2200.00 - 2200.00	2200.00 - 2300.00	-	-	1600.00 - 1600.00	2000.00 - 2100.00	2300.00 - 2300.00	-
Kelawalla	1920.00 - 2000.00	3000.00 - 3000.00	2500.00 - 2600.00	3200.00 - 3200.00	3400.00 - 3400.00	2000.00 - 2400.00	2300.00 - 2300.00	2600.00 - 2600.00	2500.00 - 2600.00
Thora	2760.00 - 2800.00	3200.00 - 3200.00	3600.00 - 3600.00	3800.00 - 3800.00	3800.00 - 3800.00	2800.00 - 3200.00	3000.00 - 3200.00	2800.00 - 3200.00	3200.00 - 3200.00
Paraw	1800.00 - 1920.00	2800.00 - 2800.00	-	3000.00 - 3000.00	3200.00 - 3200.00	2400.00 - 2600.00	2800.00 - 2800.00	2600.00 - 2700.00	2600.00 - 2700.00
Mora	1800.00 - 1800.00	-	-	2800.00 - 2800.00	-	-	-	-	-
Shrimps Small	1950.00 - 2100.00	1600.00 - 1600.00	2000.00 - 2100.00	1700.00 - 1700.00	1700.00 - 1700.00	1600.00 - 1600.00	1500.00 - 1500.00	1520.00 - 1600.00	1700.00 - 1700.00
Talapath	2100.00 - 2300.00	3320.00 - 3320.00	3400.00 - 3400.00	3400.00 - 3400.00	3600.00 - 3600.00	2800.00 - 3200.00	3000.00 - 3200.00	3600.00 - 3600.00	3400.00 - 3400.00
<i>Eggs (Rs/Egg)</i>									
Brown	48.50 - 48.50	-	-	-	-	-	50.00 - 50.00	-	-
White	46.50 - 48.00	55.00 - 56.00	51.00 - 52.00	55.00 - 56.00	50.00 - 52.00	50.00 - 50.00	48.00 - 49.00	47.00 - 47.00	50.00 - 50.00
<i>Dried Fish</i>									
Sprats	1400.00 - 1600.00	2000.00 - 2000.00	2000.00 - 2400.00	2300.00 - 2400.00	2000.00 - 2300.00	-	1600.00 - 1800.00	1800.00 - 2000.00	1800.00 - 2000.00
Kattawa	2000.00 - 2500.00	2600.00 - 2600.00	2400.00 - 2400.00	2500.00 - 2600.00	2400.00 - 2800.00	-	2200.00 - 2300.00	2600.00 - 2600.00	2800.00 - 2800.00
Thora	3000.00 - 3000.00	-	-	-	-	-	-	3000.00 - 3200.00	3000.00 - 3000.00
Mora	2000.00 - 2300.00	2400.00 - 2400.00	2400.00 - 2400.00	2300.00 - 2500.00	2400.00 - 2500.00	-	2200.00 - 2400.00	2200.00 - 2300.00	2500.00 - 2500.00
Balaya	1500.00 - 1800.00	1800.00 - 1800.00	1800.00 - 1800.00	1600.00 - 1800.00	1500.00 - 1600.00	-	1400.00 - 1400.00	-	1700.00 - 1800.00
Anguluwa	2100.00 - 2100.00	2400.00 - 2400.00	2700.00 - 2800.00	-	2300.00 - 2400.00	-	-	2200.00 - 2200.00	2800.00 - 2800.00
Salaya	1000.00 - 1200.00	1200.00 - 1200.00	1200.00 - 1200.00	1100.00 - 1200.00	1300.00 - 1300.00	-	1000.00 - 1200.00	900.00 - 1000.00	1200.00 - 1300.00
<i>Meat</i>									
Beef (without Bones)	-	2400.00 - 2400.00	2500.00 - 2500.00	-	2300.00 - 2300.00	-	2200.00 - 2200.00	-	-
Chicken (Broiler)	1570.00 - 1570.00	1630.00 - 1630.00	1670.00 - 1670.00	1620.00 - 1620.00	1550.00 - 1550.00	1570.00 - 1580.00	1500.00 - 1500.00	1530.00 - 1550.00	1560.00 - 1560.00
Chicken (Curry)	1450.00 - 1450.00	1500.00 - 1500.00	1670.00 - 1750.00	1750.00 - 1750.00	1250.00 - 1250.00	1400.00 - 1400.00	1300.00 - 1300.00	1500.00 - 1500.00	1400.00 - 1400.00
Mutton	-	3000.00 - 3000.00	3000.00 - 3000.00	-	3200.00 - 3200.00	3000.00 - 3000.00	2800.00 - 2800.00	3200.00 - 3200.00	3200.00 - 3200.00
Pork	-	1600.00 - 1600.00	2000.00 - 2000.00	-	-	-	-	1600.00 - 1600.00	1400.00 - 1400.00

Annex 05 : Food Composition of Selected Food Commodities

Commodity	Energy (kcal/100g)	Protein (g/100g)	Total fat (g/100g)	Retinol Eq (μ g/100g)	Vit B2 (mg/100g)	Vit B6 (mg/100g)	Folate (μ g/100g)	Vit C (mg/100g)	Calcium (mg/100g)	Magnesium (mg/100g)	Iron (mg/100g)	Zinc (mg/100g)
Rice												
Rice - (white Kekulu - normal)	361	9.88	1.52	-	0.03	0.09	10.67	-	6.94	26.29	1.22	1.5
Rice - (white Kekulu Samba)	355	8.81	1.53	-	0.03	0.09	8.11	-	9.82	30.48	0.92	1.7
Rice - (Red Kekulu - normal)	366	8.64	2.12	-	0.05	0.1	8.39	-	4.73	31.7	0.88	1.84
Rice -Samba	369	6.86	2.45	-	0.05	0.13	12.79	-	8.71	37.26	1.18	1.49
Rice - Nadu White	366	7.76	1.48	-	0.03	0.12	9.35	-	4.57	20.1	0.64	1.61
Dried chilies	233	12.68	6.41	437	0.84	0.42	46.83	NA	107	231	5.39	1.65
Onion												
Big onions	48	1.67	0.24	0.16	0.01	0.1	32.99	7.58	14.82	16.94	0.45	0.25
Red onions	55	2.13	0.15	0.18	0.02	0.13	30.15	14.26	20.37	19.32	0.31	0.28
Potatoes	71	1.67	0.25		0.01	0.09	14.31	20.5	9.83	23.84	0.46	0.29
Pulses												
Green gram	290	21.97	0.93	19.5	0.28	0.33	135	NA	98.96	146	4.15	2.86
White cowpea	320	21.25	1.14	1.36	0.09	0.26	249	NA	84.1	213	5.04	3.57
Red cowpea	320	20.24	1.08	0.96	0.11	0.27	273	NA	81.83	194	4.95	3.4
Red Dhal	319	23.09	0.77	1.06	1.6	0.22	55	NA	41.27	66.63	7.45	3.34
Vegetables												
Beans	46	3.95	0.15	6.64	0.1	0.3	45.2	7.02	35.68	45.56	0.7	0.59
Carrot	30	0.85	0.45	1240	0.03	0.1	24.71	5.93	27.65	11.7	0.59	0.25
Leeks	30	1.74	0.49	18.56	0.02	0.19	42.63	4.65	29.28	11.77	1.49	0.43
Beetroot	31	2.12	0.15	1.52	0.01	0.09	108	4.51	20.29	34.88	0.77	0.29
Knolkhol	16	1.69	0.34		0.05	0.19	12.7	77.64	40.09	19.35	0.23	0.18
Radish	29	0.75	0.11		0.02	0.09	18.09	12.13	35.64	13.56	0.38	0.16
Cabbage	21	1.35	0.14	3.35	0.05	0.14	52.66	29.62	56.85	18.47	0.33	0.16

Tomatoes	20	0.88	0.56	165	0.03	0.09	20.16	25.58	9.69	14.93	0.31	0.12
Ladies fingers	26	2.06	0.19	12.41	0.08	0.28	70.62	24.48	92.26	55.23	0.96	0.44
Brinjal (Pandora Striped)	29	1.49	0.31	23	0.12	0.09	30.99	1.49	18.95	18	0.32	0.19
Brinjal (Chinese eggplant)	24	1.28	0.33	16.83	0.12	0.11	32.94	3.37	14.4	21.18	0.28	0.16
Capsicum	23	1.22	0.34	38.96	0.03	0.29	28.65	49.63	12.65	11.21	0.21	0.31
Pumpkin (Common)	31	0.86	0.3	30.41	0.02	0.09	17.72	8.73	18.75	9.93	0.49	0.25
Cucumber	19	0.98	0.24	0.58	0.01	0.08	19.66	4.08	22.1	18.22	0.67	0.21
Bitter gourd	19	1.47	0.23	55.08	0.05	0.06	53.1	46.89	25.19	35.81	1.75	0.26
Snake gourd (Dark green)	11	0.82	0.25	10.41	0.03	0.12	18.09	3.54	26.83	25.84	0.41	0.11
Snake gourd (Pale green)	11	0.89	0.25	5.14	0.03	0.07	16.52	2.85	27.11	21.77	0.47	0.2
Drumstick	30	2.48	0.12	3.13	0.06	0.12	60.48	92.33	22.27	28.51	0.5	0.26
Watakolu	12	0.86	0.15	59.33	0.01	0.07	25.48	6.41	14.67	14.01	4.42	0.45
Long beans	24	3.36	0.3	-	0.06	0.11	99.98	8.93	44.22	33.17	1.01	0.08
Ash Plantain	76	2.84	0.56	0.06	0.02	0.07	6.82	4.49	5.19	22.55	0.39	0.21
Green chillies	39	2.28	0.76	38.16	0.08	0.25	21.29	98.61	20.25	36.91	1.25	0.29
Limes	26	0.66	0.26	0.36	0.01	0.05	12.1	38.05	26	15.25	0.12	0.05
Kekiri	17	1.01	0.25	0.76	0.01	0.07	17.34	8.07	25.72	26.2	0.63	0.22
Ash pumpkin (Ash guord)	18	0.8	0.15		0.01	0.15	14.17	9.14	19.27	23.62	0.48	0.13
Cho-Cho	19	0.58	0.12	0.3	0.04	0.07	63.81	23.76	20.55	13.02	0.49	0.12
Thalana batu (Little prince)	21	1.28	0.39	24.33	0.12	0.09	38.63	2.4	12.38	19.62	0.31	0.22
Thalana batu (Thai eggplant)	21	1.45	0.26	18.33	0.11	0.09	31.18	2.71	17.24	37.22	0.37	0.24
Thibbatu	61	1.66	1.96	15.89	0.03	1.02	72.39	10.8	105	57.46	1.06	0.59
Kohila yams	27	0.64	0.16	1.72	0.01	0.14	4.64	1.67	52.33	33.95	0.61	1.62
Kehel muwa	19	1.36	0.63	4.27	0.02	0.12	40.51	8.16	35.09	31.43	0.38	0.39
Ambaralla	37	0.73	0.44	3.36	0.01	0.1	44.49	35.51	20.7	9.28	0.7	0.12
Mango	50	0.75	0.09	14.5	0.02	0.14	34.89	91.63	28.56	17.74	0.5	0.09
Mushroom	27	2.54	0.42	-	0.15	0.13	7.81	11.56	0.9	14.42	1.32	0.79
Dambala	21	1.84	0.2	38.74	0.08	0.4	33.69	19.82	68.24	31.38	1.2	0.44
Coconuts nuts	390	3.67	39.92	-	0.05	0.11	14.86	-				

Root Crop												
Sweet potato	108	1.27	0.33	NA	0.04	0.09	14.44	22.2	28.93	21.05	0.51	0.14
Manioc	78	0.92	0.19	NA	0.07	0.2	0.1	1.95	25.31	19.08	19.78	23.73
Nelum ala/Lotus root	79	1.94	0.93	NA	0.05	0.19	26.49	26.63	37.71	26.58	3.34	0.35
Kiriala	87	3.96	0.15	1.19	0.03	0.16	20.17	2.71	30.79	41.52	0.6	0.42
Iniala	103	3.2	0.3	33.14	0.01	0.22	22.19	13.03	40.99	28.98	1.31	0.29
Leafy Vegetables												
Mukunuwanna	28	3.15	0.55	92.25	0.09	0.27	96.14	3.24	135	45.38	1.7	1.03
Gotukola	15	0.64	0.47	226	0.07	0.23	70.11	6.74	96.31	41.42	1.25	0.66
Kankun	15	0.47	0.37	1614	0.08	0.4	33.69	19.82	49.21	18.35	1.32	0.44
Kathurumurunga	70	8.01	1.35	2097	0.33	0.22	120	121	901	96.64	4.36	0.53
Nivithi	22	2.2	0.47	959	0.06	0.11	74.05	10.26	163	61.37	1.49	0.67
Thampala	32	3.55	0.72	1474	0.21	0.22	74.27	82	258	209	3.5	1.4
Sarana	20	2.42	0.21	1149	0.03	0.13	58.54	9.89	59.57	42.93	0.13	0.75
Kohila leaves	33	4.1	0.83	300	0.02	0.17	56.76	5.56	19.5	20.32	0.25	0.3
Onion leaves	27	2.01	0.26	NA	0.04	0.18	56.8	23.38	35.21	74.95	3.15	0.77
Cabbage leaves	30	3.63	0.27	8.66	0.05	0.24	63.46	40.76	170	18.47	2.67	0.35
Salad leaves	19	1.05	0.24	NA	0.1	0.06	37.48	11.64	58.23	36.89	2.07	0.27
Cauliflower	23	2.09	0.48	0.14	0.06	0.11	46.67	50.17	22.44	18.52	0.76	0.27
Jackfruit pods	25	2.14	0.34	NA	0.03	0.04	30.7	24.77	37.32	26.08	0.3	0.17
Jackfruit seeds	77	5.66	0.44	NA	0.02	0.08	58.91	15.24	40.87	50.14	0.52	0.42
Meat												
Chicken	176	23.14	9.24	6.88	0.07	0.49	10.09	-	15.06	20.18	0.75	0.64
Beef	160	23.3	7.45	2.15	0.08	0.32	1.93	-	4.8	28.54	2.41	3.31
Mutton	138	20.37	6.23	2.7	0.13	0.28	1.73	-	7.58	19.5	1.62	5.05
Pork	161	18.83	9.5	1.9	0.09	0.28	8.15	-	6.58	8.9	0.79	0.8
Fish												
Balaya	96	21.28	1.12	21.01	0.15	0.12	7.89		6.45	26.02	0.68	0.46
Seer	136	22.28	5.18	81.9	0.07	0.16	15.45		9.85	36.73	0.41	0.74

Shark	95	21.6	0.83	1.11	0.04	0.11	8.57	8.44	32.58	0.41	0.74
Paraw	87	20.02	0.7	1.49	0.02	0.16	6.77	8.17	31.68	0.67	0.41
Thalapath	91	16.04	2.88	12.03	0.1	0.13	78.22	7.64	24.89	0.71	0.67
Kelawalla	109	21.47	2.55	15.95	0.17	0.73	77.39	13.35	33.82	0.68	0.64
Haedaella	87	19.88	0.78	12.18	0.04	0.06	11.7	36.6	53	0.54	0.65
Hurulla	88	17.08	2.18	10.02	0.14	1.66	61.66	103	35.45	1.24	1.05
Karalla / Katuwalla	97	21.8	1.06	1.25	0.02	0.1	14.38	37.06	39.05	0.24	0.42
Kumbala / Angila	101	21.51	1.53	16.34	0.1	0.1	7.13	31.27	37.46	1.46	0.67
Salaya / Sudaya	100	19.5	2.39	15.41	0.18	1.39	60.87	435	42.83	1.4	2.3
Theppli / Telapiya /Korali	83	18.48	1.08	17.14	0.18	0.18	8.29	99.39	24.96	2.84	0.88
Prawns	65	14.85	0.56	1.24	0.03	0.1	15.37	37.81	30.5	0.73	1.1
Crabs	45	10	0.55	8.33	0.14	0.18	13.83	37.81	45.93	0.73	1.1
Cuttle fish	76	16.82	0.93	1.93	0.02	0.04	6.22	8.73	35.46	0.62	1.3
Linna	112	20.3	3.37	15.78	0.23	0.68	59.78				
Coppara	97	22.89	0.56	21.51	0.04	0.12	8.08	7.2	30.08	1.2	0.58
Ray (Maduwa)	97	23.98	0.68	7.55	0.02	0.21	25.59	9.16	24.61	0.74	0.44

Dried Fish

Dried sprats	259	51.16	5.92	12.83	0.25	0.62	438	1178	162	3.06	4.2
Dried keeramin	311	49.6	12.42	12.92	0.13	2.41	144	555	166	2.58	3.19
Dried thalapath	289	54.68	8.04	9.38	0.04	0.43	97.8	62.75	110	1.96	1.45
Dried katta	275	50.04	8.31	2.48	0.03	0.35	80.4	86.55	92.17	1.47	1.16
Dried balaya	282	63.79	3.37	14.32	0.12	1.98	213	83.48	83.45	3.6	1.44
Dried shark / keelan	267	55.03	5.25	10.31	0.04	0.32	187	42.24	92.94	1.48	0.66

Eggs

Hen eggs (Country)	170	13.14	13	208	0.08	0.18	54.6	50.14	11.04	1.64	1.12
Hen eggs (Table)	135	13.55	9.03	200	0.19	0.19	49.46	63.3	12	2.39	1.73
Quail eggs	153	12.39	11.46	153	0.11	0.17	54.86	60.67	11.21	2.55	1.51

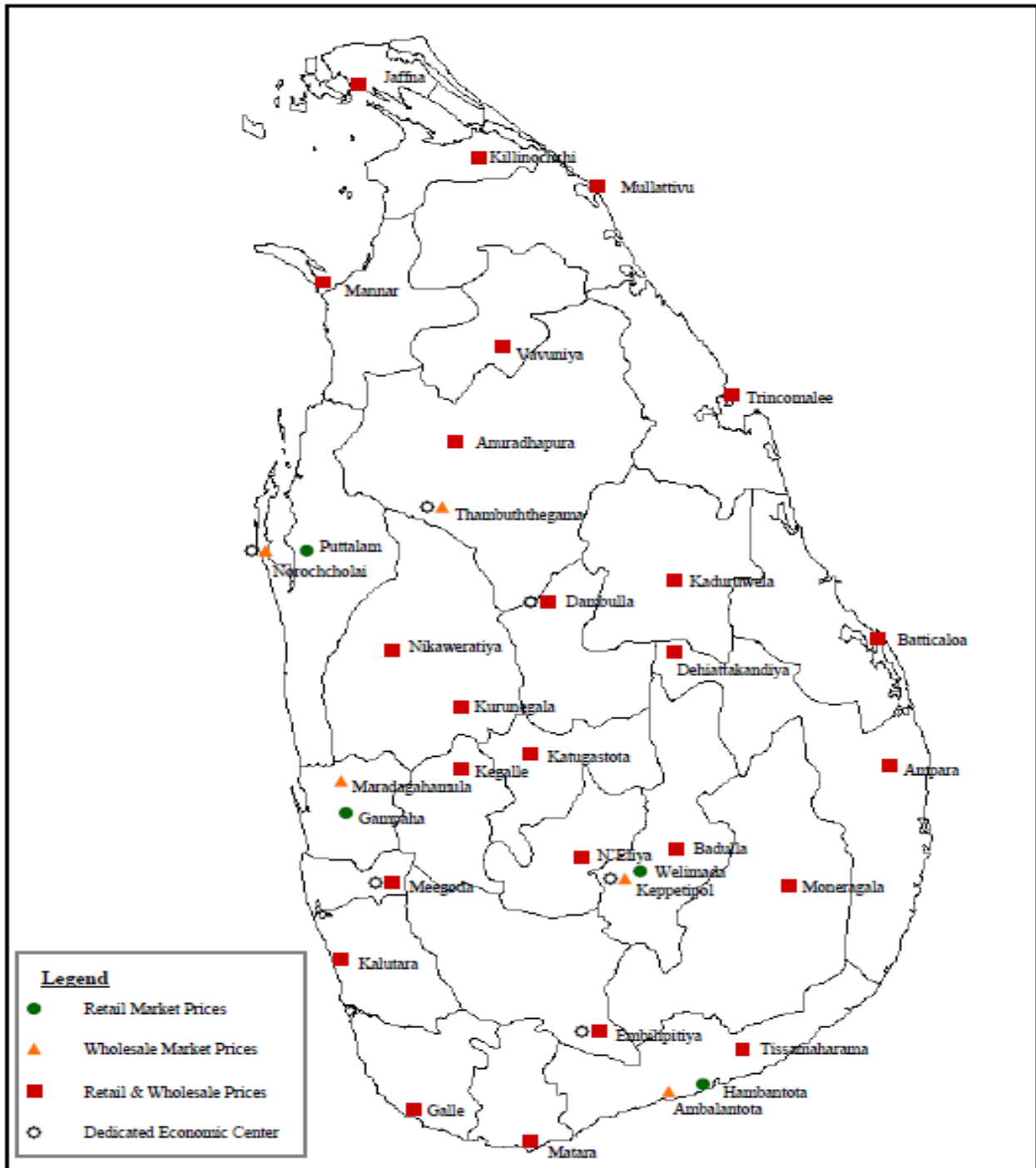
Fruits

Banana Embul	109	1.11	1.09	9.68	0.05	0.64	32.98	13.61	9.39	25.67	0.51	0.23
Anamaalu	102	1.04	0.72	16.4	0.04	0.65	21.07	3.66	8.06	27.02	0.51	0.23

Koli kuttu	107	1.38	0.34	8.8	0.03	0.47	18.12	7.71	8.56	38	0.32	0.14
Pineapple	37	0.41	0.17	5.76	0.04	0.12	17.86	39.36	10.37	10.71	0.3	0.09
Papaya	26	0.42	0.16	171	0.11	0.04	54.85	48.62	16.77	8.9	0.23	0.08
Mangoes (Karthakolomban)	79	0.8	0.92	259	0.01	0.1	35.52	17.74	3.12	6.72	0.1	0.08
Mangoes (Vilad)	44	0.76	0.58	146	0.05	0.26	67.6	29.97	16.93	14.79	0.65	0.19
Apple	62	0.29	0.64	0.36	0.02	0.08	3.43	2.9	3.12	6.72	0.1	0.08
Avacado	144	2.95	13.86	2	0.08	0.18	67.17	9.36	28.48	48.14	0.81	0.75
Wood apple	78	3.09	3.62	0.46	0.01	0.14	6.07	13.58	59.15	25.16	0.45	0.32
Orange	46	1.07	0.37	23.44	0.01	0.28	14.46	20.19	31.18	20.36	0.81	0.35
Guava	39	1.53	0.38	19.67	0.01	0.11	25.24	30.88	6.59	12.02	0.53	0.33
Grapes	49	0.95	10.69	3.22	0.04	0.1	7.07	20.51	7.27	6.86	0.28	0.07
Melon	19	0.65	0.16	130	0.02	0.11	6	8.24	4.05	9.76	0.15	0.1

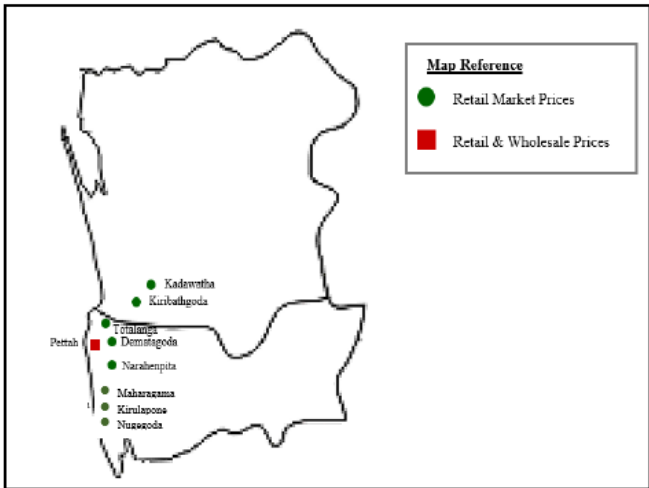
Source: Sri Lanka Food Composition Tables, Ministry of Health - 2021.

Price Collecting Areas



Legend

- Retail Market Prices
- ▲ Wholesale Market Prices
- Retail & Wholesale Prices
- Dedicated Economic Center





HARTI



Ministry of Agriculture

Food Systems and Market Research Division & Information Division

Hector Kobbekaduwa Agrarian Research and Training Institute

No. 114, Wijerama Mawatha, Colombo 07.

Phone: 011-2696981 Fax: 011-2682283

E-mail: mfpaharti@yahoo.com

Web: www.harti.gov.lk

www.mobilink.lk

දෛනික චිළචිඵ තොග මිල, ජංගම දුරකථනයෙන්

හෙක්ටර් කොච්චෛකඛුව ගොවි කටයුතු පර්යේෂණ හා පුහුණුවිර්මේ ආයතනය අනුමුතයෙන්

මොබිටෙල් ජංගම මිල දර්ශනය

මොබිටෙල් ජංගම දුරකථන ජාලයෙන් චිළචිඵ තොග මිල දැරෛත.

6666 අමතන්න.

මොබිටෙල් අද මිල - අඛ උඛ

මොබිටෙල් ජංගම දුරකථන ජාලයෙන් චිළචිඵ තොග මිල දැරෛත.

විකාචියකට රු.2/-

විකාචියකට රු.2/-