

RETAIL MARKET AT A GLANCE

Summary

Rice



Prices of most local rice varieties have slightly decreased in the range of Rs.1.00-3.00/kg. However, except for Keeri Samba, the average farm gate prices of both short-grain and long-grain varieties have slightly decreased in most major producing areas.

(Page No.01-02)

Other Field Crops



Prices of imported red onions and big onions have increased by Rs.12.00/kg and Rs.1.00/kg, respectively. Additionally, the prices of Nuwara Eliya potatoes have risen by Rs.1.00/kg. On the other hand, prices of all types of pulses have decreased by Rs.8.00-56.00/kg. The highest price decrease was observed in white cowpea at Rs.56.00/kg, followed by green gram at Rs.31.00/kg.

(Page No.02-04)



Vegetables



Due to low supply during the lean season, retail prices of most vegetables have increased. Among the up-country varieties, beans showed the highest price increase at Rs.12.00/kg, followed by leeks at Rs.4.00/kg in Colombo and its suburban markets.

(Page No.04-05)

Coconut



The prices of large and small coconuts have increased by Rs.2.00/nut and Rs.3.00/nut, respectively. The price range for large nuts is Rs.110.00-120.00/nut, while for small nuts it is Rs.85.00-100.00/nut.

(Page No.06)

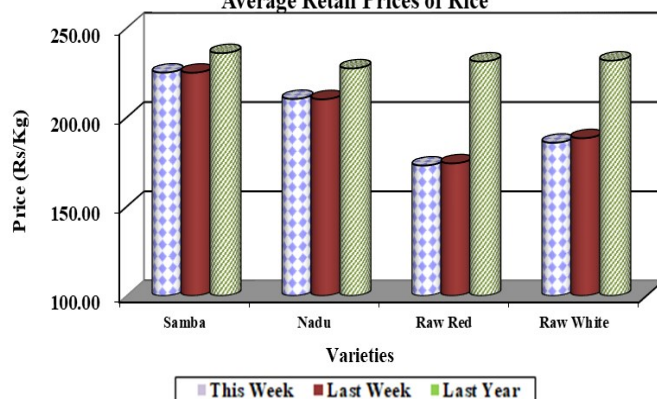
Eggs



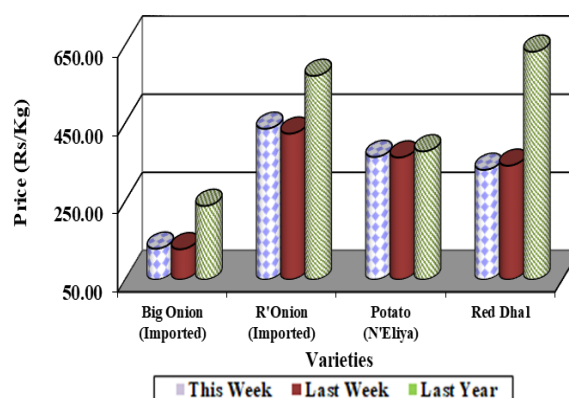
In line with increased wholesale prices, the retail prices of white eggs have risen by Rs.1.00/egg. The prices of brown eggs have remained relatively stable in the retail market. The retail prices for white eggs range between Rs.48.00-55.00, while for brown eggs it is Rs.49.00-50.00.

(Page No.09)

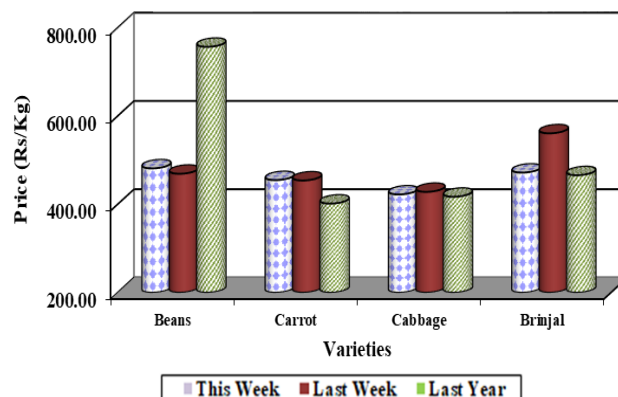
Average Retail Prices of Rice



Average Retail Prices of Other Field Crops



Average Retail Prices of Vegetables



Rice

Wholesale

Price of grade II samba has decreased by 2% and prices of both raw red and raw white have decreased by 1% due to increased supply and their price ranges were Rs.195.00-205.00/kg, Rs.140.00-155.00/kg and Rs.160.00-170.00/kg respectively. Prices of all other local rice varieties have not changed significantly. Average prices of keeri samba and grade I and II nadu were Rs.259.00/kg, Rs.183.00/kg and Rs.178.00/kg respectively.

Prices of ponni samba and imported nadu have not changed significantly and their average prices were Rs.209.00/kg and Rs.183.00/kg respectively.

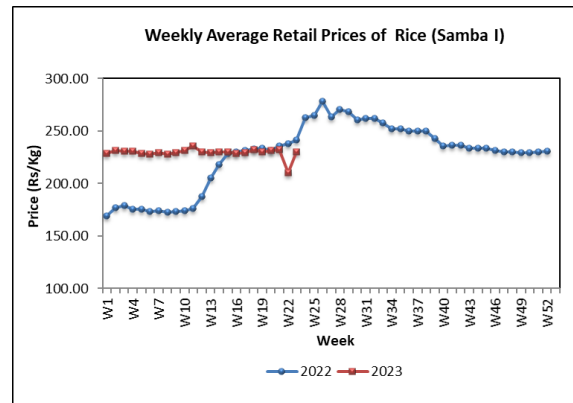
Compared to the same period of last year, prices of all types of local rice varieties except keeri samba have decreased in the range of 7%-32% while price of keeri samba has increased by 1%. Prices of imported raw white and ponni samba have decreased by 3% and 1% respectively.

Retail

Price of raw red and raw white has decreased by Rs.1.00/kg and Rs.3.00/kg and prices ranged between Rs.160.00-190.00/kg and Rs.180.00-190.00/kg respectively. Prices of all other types of local rice have not changed significantly.

The average prices of samba grade I and II were Rs.230.00/kg and Rs.220.00-220.00/kg respectively. Price ranges of keeri samba, nadu grade I and II were Rs.260.00-280.00/kg, Rs.210.0-220.00/kg and Rs.200.00-210.00/kg respectively.

Price of imported samba and raw white have not changed considerably and price ranges were Rs.220.00-240.00/kg and Rs.200.00-210.00/kg respectively.



Compared to the same period of last year, price of keeri samba has increased by 2% while prices of all other local rice varieties have decreased by 5%-25% ranged. All imported rice price decreased by 1%-5%.

Paddy

The average farm gate prices of major paddy varieties except keeri samba have decreased slightly in most of the major producing areas. Accordingly, the average price of short grain (samba) paddy has decreased by Rs.1.00-2.00/kg in Kurunegala, Dehiattakandiya and Nikaweratiya areas. Its prices ranged Rs.100.00-107.00/kg. Further, the average

price of long grain (white) paddy also has decreased by Rs.2.00-4.00/kg in Ampara, Kurunegala and Dehiattakandiya areas and reported Rs.83.00-90.00/kg price range from major producing areas. Subsequently, the average price of long grain red paddy has declined by Rs.1.00-2.00/kg in major-producing areas in the Southern province and price range was between Rs.70.00-75.00/kg. However, the average price of keeri samba paddy has increased by Rs.3.00/kg in a few major producing areas and its prices ranged Rs.130.00-144.00/kg. Compared to the same period of last year, the average farm gate prices of major paddy varieties of short grain and long grain white and red have decreased considerably by 9%-51% while keeri samba paddy has increased by 2%-14%.

Dried Chillies

Wholesale

Price of imported dried chillies has decreased by 4% due to increased supply and the price ranged Rs.900.00-1000.00/kg.

Compared to the same period of last year, price of imported dried chillies has decreased by 47%.

Retail

Price of imported dried chillies has decreased by Rs.19.00/kg and price ranged between Rs.1100.00-1500.00/kg.

Compared to the same period of last year, price of imported dried chillies has decreased by 36%.

Onion

Wholesale

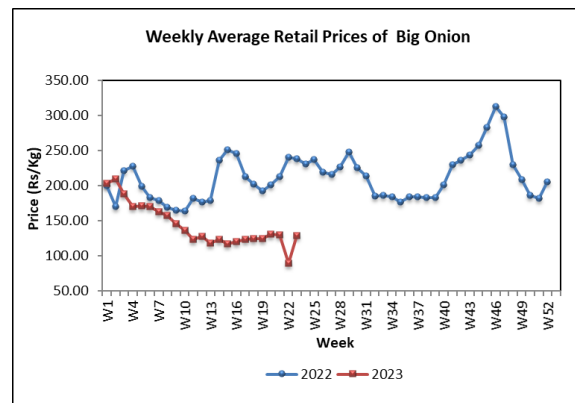
Price of imported red onion has increased by 55% due to availability of high quality stocks and the price ranged Rs.350.00-400.00/kg.

Price of imported big onion has decreased by 6% due to increased supply of Pakistan stocks and the price ranged Rs.60.00-100.00/kg.

Compared to the same period of last year, prices of imported red onion and big onion have decreased by 9% and 54% respectively.

Retail

Price of imported red onion and big onion has increased by Rs.12.00/kg and Rs.1.00/kg while prices ranged between Rs.380.00-480.00/kg and Rs.120.00-140.00/kg respectively.



Compared to the same period of last year, prices of imported red onion and big onion have decreased by 24% and 46% respectively.

Potato

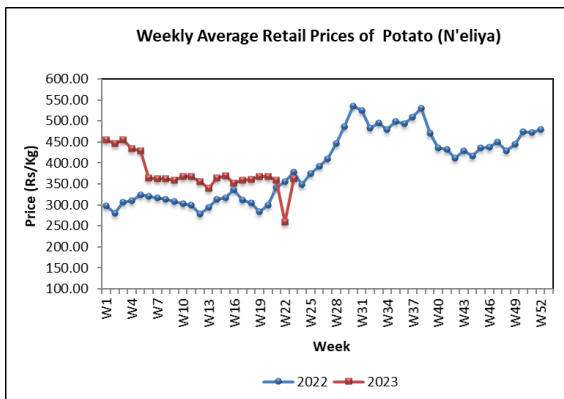
Wholesale

Price of Nuwara Eliya potato has increased by 6% due to decreased supply and the price ranged Rs.270.00-280.00/kg. Price of imported potato decreased by 5% due to increased supply of Pakistan stocks and the price ranged Rs.145.00-160.00/kg.

Compared to the same period of last year, prices of Nuwara Eliya and imported potatoes have decreased by 5% and 19% respectively.

Retail

Price of Nuwara Eliya potato has increased by Rs.1.00/kg and the price ranged between Rs.340.00-380.00/kg. Price of imported potato has decreased by Rs.1.00/kg and the price ranged between Rs.180.00-220.00/kg.



Compared to the same period of last year, prices of Nuwara Eliya and imported potatoes have decreased by 4% and 20% respectively.

Pulses

Wholesale

Price of red dhal has decreased by 7% due to increased supply and decreased CIF prices. Its price ranged Rs.255.00-280.00/kg. Price of green gram, white cowpea and red cowpea have decreased by 14%, 8% and 1% respectively due to increased supply of local stocks to the market and their price ranges were Rs.1050.00-1250.00/kg, Rs.600.00-700.00/kg and Rs.650.00-800.00/kg respectively.

Compared to the same period of last year, prices of all types of pulses except red dhal have increased in the range of 11%-48% while the price of red dhal has decreased by 56%.

Retail

Prices of all types of pulses have decreased by Rs.8.00-56.00/kg. The highest price decrease was reported for white cowpea by Rs.56.00/kg followed by Rs.31.00/kg for green gram. Prices ranged between Rs.750.00-1100.00/kg and Rs.1400.00-1600.00/kg. Further, price ranges of red cowpea and red dhal were Rs.750.00-

1100.00/kg and Rs.290.00-360.00/kg respectively.

Compared to the same period of last year, price of red dhal has decreased by 48% while prices of all other types of pulses have increased by 22%-52%.

Vegetable

Wholesale

Prices of most of the vegetable varieties have further increased due to limited supply during the off season.

Considering up country varieties, the highest price increase of 9% was reported for beans due to limited supply from Bandarawela areas. Prices of beetroot, carrot and leeks have also increased in the range of 2%-4%. However, price of knolkhol, cabbage and raddish have decreased in the range of 6%-12% due to increased supply from Bandarawela and Nuwara Eliya areas.

Price of tomato has decreased by 5% due to slight changes of the market demand and price of capsicum have also decreased by 11% due to increased supply from Nuwara Eliya areas.

Considering low country varieties, the highest price increase was reported for pumpkin as 12% due to decreased supply with the harvesting difficulties during the rainy weather. Price of long beans has increased by 9% due to increased supply of

high quality stocks from Balangoda areas. Prices of all other varieties have increased in the range of 1%-5% due to slight changes of the market demand. However, price of brinjal has decreased by 37% due to increased supply from Embilipitiya area and the price of ladies fingers and luffa have also decreased by 26% and 11% due to increased supply from Puttalam and Kandy areas respectively.

Price of green chilies has increased by 40% due to limited supply from Monaragala and Embilipitiya areas and the price of lime has increased by 2%.

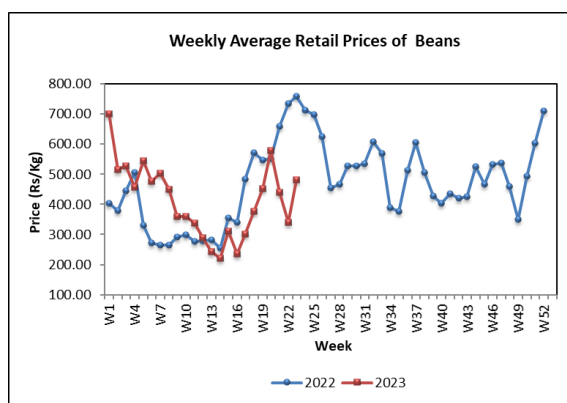
Compared to the same period of last year, prices of most of the varieties have decreased and the highest price decrease was reported for tomato as 59%.

Retail

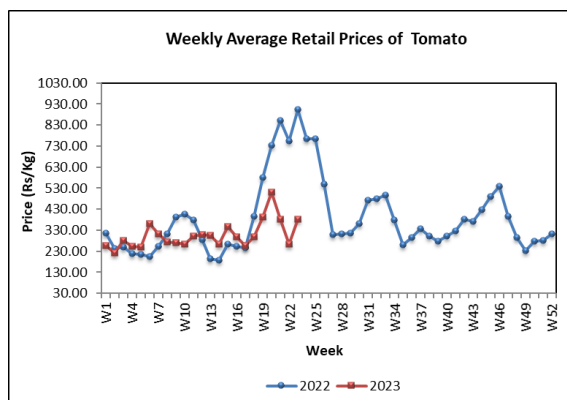
In line with increased wholesale prices, retail prices of most of the vegetable varieties have also increased.

Considering up country varieties the highest price increase was reported for beans as Rs.12.00/kg followed by leeks as Rs.4.00/kg. Price of beetroot and carrot have increased by Rs.4.00/kg and Rs.1.00/kg respectively. However, prices of radish, knolkhol and cabbage have decreased in the range of Rs.2.00-6.00/kg.

Weekly Food Commodities Bulletin



Prices of capsicum and tomato have decreased by Rs.29.00/kg and Rs.5.00/kg respectively.



Considering low country varieties, the highest price increase was reported for cucumber as Rs.10.00/kg followed by bitter gourd as Rs.7.00/kg. Prices of both drumstick and pumpkin have increased by Rs.6.00/kg while price of long beans has increased by Rs.2.00/kg. Prices of all other varieties have decreased in the range of Rs.10.00-89.00/kg and the highest was for brinjal.

Furthermore, price of green chilies has increased by Rs.28.00/kg and the price of lime has increased by Rs.24.00/kg.

Compared to the same period of last year, the prices of most of the varieties have decreased and the highest price decrease was reported for tomato as 58%.

Coconut

Wholesales

Prices of large and small nuts have increased by 3% and 1% respectively. Price ranges were Rs.95.00-110.00/nut for a large nut and Rs.80.00-85.00/nut for a small nut.

Compared to the same period of last year, prices of large and small nuts have increased by 30% and 22% respectively.

Retail

Prices of both large and small nuts have increased by Rs.2.00/nut and Rs.3.00/nut respectively.

Price ranges were Rs.110.00-120.00 for a large nut and Rs.85.00-100.00 for a small nut.

Compared to the same period of last year, prices of large and small nuts have increased 24% and 22% respectively.

Fruits

Wholesale

Prices of most of the fruit varieties have increased due to unavailability of sufficient stocks. The highest price increase was

reported for ambul banana by 48% while all the other banana varieties have increased in the range of 11% -30% due to sufficient stocks not received from Embilipitiya area because of the Poson Poya day. Prices of orange and wood apple have increased by 30% and 15% respectively due to off season. Further, price of king coconut and passion fruit have increased by 10% and 8% respectively as availability of quality stocks. In addition, price of betti and vilad mangoes have increased 7% and 1% due to availability of quality stocks while price of papaw has also increased by 2% with availability of limited stocks.

However, price of imported grapes has decreased by 18% due to availability of stocks. Prices of all sizes of pineapple have decreased in the range of 8%-10% due to availability of stocks. In addition, price of avocado has decreased by 8% due to prevailing harvesting season. Price of karthakolomban mango and slime apple have decreased by 5% and 4% as availability of stocks.

Compared to the same period of last year, current wholesale prices of most of the fruit varieties have increased with the highest price increase of 273% was being reported for pineapple large.

Retail

Prices of most of the fruits have increased in line with the increased wholesale prices. The highest price increase of Rs.15.00/fruit was reported for karthakolomban mango due to availability of quality stocks. Prices of kolikuttu, ambul and seeni banana have increased in the range of Rs.8.00/kg- Rs.11.00/kg while prices of ambun and anamalu have increased by Rs.9.00/fruit and Rs.6.00/fruit respectively.

Meanwhile, price of imported grapes has decreased by Rs.85.00/kg and price of slime apple has decreased by Rs.29.00/kg due to availability of sufficient stokes. Prices of all sizes of pineapple have decreased in the range of Rs.2.00-14.00/fruit due to availability of stokes.

Compared to the same period of last year, retail, prices of most of the fruit varieties have increased with the highest price increase being reported for pineapple small as 228%.

Fresh Fish

Wholesale

Wholesale prices of most of the fresh fish types have increased due to a decrease in wholesale supply compared to demand. The highest price increase of 42% was noted for hurulla due to low supply from Kalpitiya and Mullaitivu areas and the price ranged Rs.1100.00-1200.00/kg. A

price increase of 21% was noted for salaya due to low supply from Trincomalee, Valachchenai and Kalmunai areas and the price ranged Rs.380.00-620.00/kg. Likewise, a price increase of 12% was noted for mora due to low supply from Northern areas and the price ranged Rs.880.00-1250.00/kg. In addition, price of shrimps has increased by 6% and the price of thora has increased by 1% respectively.

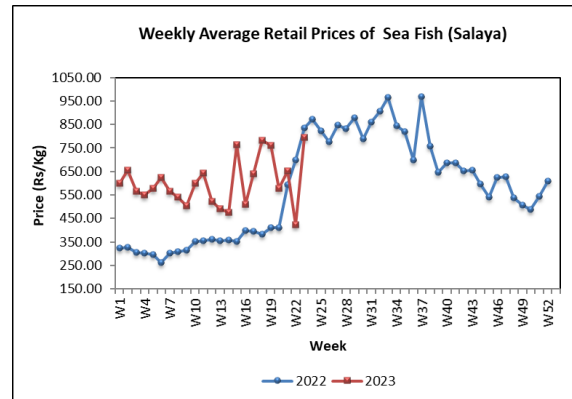
However, a price decrease of 24% and 10% was noted for balaya and kelawalla due to high supply from Beruwala, Galle and Mirissa areas and their prices ranged Rs.880.00-960.00/kg and Rs.1350.00-1500.00/kg respectively. In addition, price of paraw has decreased by 4% and price of thalapath has decreased by 1%.

Compared to the same period of last year, current wholesale prices of most of the fresh fish types have increased in the range of 6%-44% and the highest was noted for shrimps.

Retail

In line with increased wholesale prices, retail prices of most types of fresh fish have also increased due to limited supply with Poson poya day. The highest price increase was reported for shrimps by Rs.151.00/kg followed by Rs.149.00/kg for salaya. Prices of thora and hurulla

have also increased by Rs.142.00/kg and Rs.121.00/kg respectively while a Rs.82.00/kg price increase was also reported for kelawalla.



However, prices of mora and balaya have decreased by Rs.150.00/kg and Rs.130.00/kg respectively due to low demand with higher prices. Further, prices of thlapath and paraw have also decreased by Rs.46.00/kg and Rs.32.00/kg respectively.

Compared to the same period of last year, retail prices of most types of fresh fish have increased in the range of 2%-38% with the highest price increase was reported for shrimps.

Dried Fish

Wholesale

Due to decrease supply of local dried fish, prices of most of the local and imported dried fish types have increased. The highest price increase of 17% was noted for

local sprats due to low supply from Negombo, Trincomalee and Jaffna areas and the price ranged Rs.1360.00-1750.00/kg. A price increase of 9% was noted for local salaya due to low supply from Mannar, Puttalam and Chilaw areas and the price ranged Rs.650.00-800.00/kg. Likewise, a price increase of 5% was noted for local mora due to low supply from Negombo and Beruwala areas and the price ranged Rs.1700.00-1850.00/kg. Apart from this, price of local maduwa has increased by 2% and prices of local balaya and imported kattawa have increased by 1%.

However, a price decrease of 10% was noted for imported sprats due to high supply from Iran and Thailand and the price ranged Rs.650.00-900.00/kg. In addition, price of imported anguluwa has decreased by 2%.

Compared to the same period of last year, current wholesale prices of all dried fish types have decreased in the range of 12%-45% and the highest was noted for imported sprats.

Retail

Retail prices of most types of dried fish have further increased in line with increased wholesale prices due to low production with shortage of fresh fish. The highest price increase was reported for local sprat by Rs.135.00/kg.

Prices of thora and balaya have also increased by Rs.95.00/kg and Rs.26.00/kg respectively. Further, prices of kattawa and salaya have increased by Rs.13.00/kg and Rs.7.00/kg respectively.

However, price of anguluwa has decreased by Rs.125.00/kg due to low demand.

Compared to the same period of last year, retail prices of all types of dried fish have decreased in the range of 10%-30% with the highest price decrease was reported for imported sprat.

Eggs

Wholesale

Brown eggs were not available in most of the markets during this week. However, a small quantity of medium size brown egg was available in the market at Rs.48.00/egg while the price of a white egg has increased by 2% and the price ranged Rs.47.00-51.00/egg.

Compared to the same period of last year, prices of both brown and white eggs have increased by 14% and 22% respectively.

Retail

Price of white egg has increased by Rs.1.00/egg and price ranged between Rs.48.00-55.00. Price of brown eggs has not changed significantly and available small size egg. Its price ranged between Rs.49.00-50.00.

Compared to the same period of last year, prices of both white and brown eggs have increased by 25% and 14% respectively.

Meat

Retail

Prices of both skin-less broiler chicken and skin-less curry chicken have decreased by Rs.9.00/kg and Rs.4.00/kg respectively due to decrease of farm gate price with low demand. Price of mutton has increased by Rs.14.00/kg due to limited supply. Prices of beef and pork have not changed significantly.

Compared to the same period of last year, prices of all types of meat have increased in the range of 26%-57% with the highest price increase was reported for pork.

EXPLANATORY NOTE

The Food Commodities Bulletin is a weekly publication containing information relating to wholesale and retail prices of selected food commodities in nine selected markets in and around Colombo and main markets in the major producing areas. The information is analyzed and presented as prevailing prices, price ranges, averages, and a comparison of weekly prices. The changes in prices reported are always with price prevailed during the previous week unless otherwise stated.

The frequency of collection of wholesale price information is twice a week (i.e. Tuesday and Friday) while with retail prices, it is thrice a week (i.e. Friday, Monday, and Tuesday).

Table 01: Selected Markets: Wholesale Price of Rice (Rs/50Kg Bag)

Week 23: 02 - 08 June 2023

LOCATIONS	Rice Varieties													
	Samba 1		Samba 2		Keeri Samba		Nadu 1		Nadu 2		Raw Red		Raw White	
Colombo	10250	10500	9750	10250	12750	13000	9000	9250	8750	9000	7000	7750	8000	8500
Divulapitiya	11200	11350	9750	10000	12800	13000	10700	10850	8400	8750	7500	7750	7750	8100
Kurunegala	10500	10500	-	-	13000	13000	10250	10500	8200	8500	8500	8750	7900	8000
Nikaweratiya	11350	11400	9650	10250	12750	13150	10150	10600	8000	8125	7500	8000	7650	8000
Badulla	-	-	-	-	-	-	9000	9250	-	-	6500	6750	7750	8250
Puttalam	11200	11300	-	-	12750	13500	10700	10850	8150	8350	7000	7250	8000	8500
Dambulla	11250	11350	10400	10500	13000	13100	10500	10600	8500	8750	8600	8750	8000	8250
Anuradhapura	11250	11350	-	-	12850	13000	10500	10750	8750	9500	9250	9500	8250	8750
Tambuttegama	11250	11250	10000	10250	12900	12900	10150	10150	8350	8500	-	-	7900	8050
Polonnaruwa	11250	11300	-	-	12700	12750	10600	10750	-	-	-	-	9000	9250
Kalutara	-	-	10250	10400	13000	13150	-	-	8900	9000	7750	7900	8250	8400
Ampara	11350	11350	10650	10650	12250	13000	-	-	8500	8500	6500	7250	7400	7750
Kandy	11200	11350	10250	10500	13150	13250	10250	10500	8500	9000	7500	7750	8000	8500
Moneragala	11000	11250	-	-	12950	13000	10500	10750	9250	9750	7000	7500	7250	7750
Kegalle	-	-	-	-	-	-	-	-	-	-	-	-	-	-
Dehiattakandiya	11250	11350	-	-	13000	13000	10250	10500	9750	9750	8000	8000	8000	9500
Hambantota	11250	11250	-	-	12750	12900	-	-	-	-	6250	6500	8000	8350
Matara	10900	11100	10500	10600	12900	12950	9750	10500	-	-	6250	6900	8000	8250
Galle	11250	11400	-	-	12950	13000	10750	10900	-	-	6750	7000	8000	8500
Meegoda	10500	10800	-	-	12500	12900	-	-	8500	9250	6500	6750	7750	8000
Tissamaharama	-	-	9750	10000	12500	12750	-	-	8500	8750	6250	6500	7800	8000
Embilipitiya	10900	11000	-	-	12850	12950	10350	10450	-	-	6250	6450	7600	7700
Jaffna	-	-	9750	10250	12250	12750	-	-	8250	8750	7600	7900	-	-
Vavuniya	-	-	10250	10500	12750	12900	9400	9750	8700	8900	7500	7750	8200	8400
Mannar	-	-	10000	10500	12750	13000	9000	9250	8750	8900	7000	7500	8750	9000
Killinochchi	10500	10750	-	-	13000	13250	9600	9750	9250	9500	7500	7750	8500	8750
Mullattivu	11000	11250	-	-	12750	13250	9250	9500	8250	8750	6750	7250	8250	8500
Batticaloa	10600	10750	-	-	13200	13450	9350	9450	-	-	8100	8250	8750	8850
Trincomalee	10950	11250	-	-	12000	12250	9750	9900	9400	9600	7750	8000	8500	8750
Galenbindunuwew	10750	11400	-	-	12750	13000	9500	10600	8750	9250	9500	9500	8250	8500
Matale	11300	11350	10600	10650	12900	12950	10000	10500	8250	8500	8750	9000	8000	8250

Table 02: Selected Markets: Retail Price of Rice (Rs/Kg)

Week 23: 02 - 08 June 2023

LOCATIONS	Rice Varieties													
	Samba 1		Samba 2		Keeri Samba		Nadu 1		Nadu 2		Raw Red		Raw White	
Colombo	230.00	230.00	220.00	220.00	260.00	280.00	210.00	220.00	200.00	210.00	160.00	190.00	180.00	190.00
Gampaha	230.00	230.00	210.00	220.00	270.00	270.00	220.00	220.00	185.00	200.00	180.00	190.00	170.00	190.00
Kurunegala	230.00	230.00	-	-	265.00	270.00	210.00	220.00	190.00	200.00	180.00	190.00	170.00	180.00
Nikaweratiya	230.00	230.00	-	-	260.00	270.00	210.00	215.00	170.00	174.00	195.00	200.00	165.00	175.00
Dambulla	228.00	230.00	215.00	218.00	265.00	270.00	215.00	218.00	180.00	185.00	180.00	190.00	170.00	180.00
Anuradhapura	230.00	230.00	-	-	260.00	260.00	215.00	220.00	180.00	200.00	200.00	200.00	170.00	180.00
Thambuththegama	230.00	240.00	210.00	220.00	265.00	280.00	220.00	220.00	178.00	185.00	-	-	170.00	180.00
Polonnaruwa	228.00	230.00	-	-	258.00	260.00	215.00	220.00	-	-	200.00	200.00	190.00	195.00
Kaluthara	-	-	220.00	225.00	270.00	280.00	218.00	220.00	210.00	210.00	165.00	170.00	180.00	190.00
Badulla	-	-	-	-	260.00	260.00	-	-	190.00	200.00	135.00	140.00	165.00	170.00
Keppetipola	225.00	228.00	216.00	220.00	265.00	270.00	214.00	217.00	195.00	198.00	146.00	149.00	154.00	158.00
Moneragala	230.00	230.00	-	-	260.00	270.00	215.00	220.00	190.00	200.00	145.00	155.00	150.00	160.00
Kegalle	230.00	230.00	-	-	265.00	265.00	210.00	220.00	175.00	200.00	180.00	200.00	180.00	190.00
Ampara	230.00	230.00	210.00	225.00	260.00	260.00	220.00	220.00	175.00	190.00	145.00	160.00	150.00	160.00
Dehiattakandiya	230.00	230.00	-	-	260.00	270.00	220.00	220.00	200.00	200.00	165.00	200.00	165.00	190.00
Nuwaraeliya	224.00	226.00	215.00	218.00	265.00	270.00	215.00	218.00	192.00	196.00	147.00	149.00	152.00	156.00
Kandy	230.00	230.00	215.00	220.00	265.00	270.00	218.00	220.00	190.00	200.00	170.00	180.00	175.00	190.00
Puttalam	230.00	230.00	-	-	260.00	275.00	215.00	220.00	170.00	175.00	200.00	200.00	165.00	175.00
Hambantota	230.00	230.00	-	-	260.00	265.00	-	-	-	-	130.00	140.00	160.00	165.00
Rathnapura	225.00	240.00	-	-	-	-	-	-	175.00	200.00	140.00	148.00	174.00	180.00
Matara	230.00	230.00	220.00	220.00	260.00	260.00	220.00	225.00	-	-	130.00	145.00	165.00	175.00
Galle	230.00	240.00	-	-	260.00	260.00	220.00	220.00	-	-	140.00	150.00	170.00	185.00
Tissamaharama	-	-	200.00	205.00	260.00	260.00	-	-	175.00	180.00	128.00	135.00	160.00	165.00
Meegoda (DEC)	230.00	230.00	210.00	220.00	260.00	260.00	-	-	180.00	190.00	140.00	160.00	170.00	180.00
Embilipitiya	225.00	230.00	210.00	215.00	260.00	260.00	210.00	220.00	-	-	130.00	142.00	165.00	180.00
Jaffna	-	-	215.00	220.00	260.00	265.00	-	-	175.00	190.00	160.00	170.00	-	-
Vavuniya	-	-	215.00	220.00	260.00	265.00	200.00	210.00	180.00	186.00	160.00	170.00	170.00	175.00
Mannar	225.00	230.00	220.00	220.00	265.00	270.00	200.00	200.00	190.00	195.00	160.00	175.00	185.00	195.00
Killinochchi	-	-	220.00	225.00	270.00	280.00	205.00	210.00	195.00	200.00	160.00	165.00	180.00	185.00
Mullaittivu	225.00	230.00	-	-	260.00	270.00	190.00	200.00	170.00	180.00	140.00	150.00	170.00	180.00
Batticaloa	-	-	220.00	225.00	270.00	276.00	198.00	200.00	194.00	195.00	166.00	170.00	182.00	186.00
Trincomalee	230.00	240.00	-	-	260.00	265.00	212.00	220.00	205.00	210.00	170.00	180.00	185.00	190.00
Hanguranketha	225.00	235.00	210.00	216.00	260.00	280.00	214.00	220.00	175.00	200.00	145.00	155.00	160.00	190.00
Veyangoda	220.00	230.00	210.00	215.00	260.00	270.00	212.00	220.00	180.00	185.00	160.00	170.00	170.00	190.00
Galenbindunuwewa	220.00	230.00	-	-	260.00	265.00	200.00	220.00	180.00	190.00	200.00	200.00	170.00	175.00
Bandarawela	-	-	210.00	215.00	260.00	260.00	-	-	190.00	200.00	150.00	160.00	170.00	175.00
Matale	228.00	230.00	215.00	216.00	260.00	262.00	212.00	220.00	175.00	190.00	185.00	190.00	175.00	180.00

Table 04: Selected Markets: Wholesale Price of Subsidiary Food (Rs/50Kg)

Week 23: 02 - 08 June 2023

LOCATION	Dried Chillies	Red Onion		Big Onion	Potato			Pulses		
	Imported	Imported	Local		Imported	Welimada	Nuwara Eliya	Green Gram	Cowpea	Red Dhal
Colombo	45000 - 50000	17500 - 20000	-	3000 - 5000	7250 - 8000	-	13500 - 14000	52500 - 62500	30000 - 35000	12750 - 14000
Kurunegala	48000 - 53750	20000 - 20000	-	4250 - 5300	8000 - 8250	-	-	62500 - 72500	28000 - 32500	12600 - 13250
Nikaweratiya	46750 - 50000	17500 - 18000	-	5000 - 5500	7750 - 8000	-	-	57500 - 62500	30000 - 30000	12750 - 13000
Dehiattakandiya	47500 - 55000	18000 - 20000	-	4250 - 5750	8500 - 9500	-	16000 - 17000	55000 - 65000	27500 - 40000	13250 - 15000
Dambulla (DEC)	47500 - 49000	18500 - 19000	-	4500 - 4750	7500 - 7750	-	13000 - 13500	57500 - 60000	25000 - 26000	13500 - 14000
Anuradhapura	50000 - 55000	18000 - 20000	-	5500 - 6000	8500 - 9500	-	-	72500 - 77500	32500 - 42500	13500 - 15000
Thambuththegama	48000 - 55000	18000 - 20000	-	4000 - 5000	7750 - 8500	-	14000 - 14500	42500 - 50000	25000 - 27500	13250 - 13750
Polonnaruwa	52500 - 55000	18500 - 18750	-	6000 - 6150	9000 - 9250	-	16500 - 16650	60000 - 61500	32500 - 34000	15000 - 15500
Kaluthara	49000 - 50000	18500 - 19000	-	4500 - 5000	7750 - 8000	-	14000 - 14250	60000 - 62500	38000 - 39000	14000 - 14250
Puttalam	45000 - 51000	-	-	4500 - 5250	8000 - 8500	-	15000 - 16000	55000 - 60000	26000 - 31000	14500 - 15000
Kandy	50000 - 51500	18000 - 20000	-	3750 - 5250	8000 - 8250	-	13500 - 14000	57500 - 67500	35000 - 37500	14000 - 14250
Matara	55000 - 57500	19250 - 20000	-	5250 - 5500	8500 - 9000	-	16000 - 16500	61500 - 67500	36500 - 39000	14500 - 16000
Hambantota	51000 - 55000	17500 - 19000	-	5000 - 5500	8250 - 9000	-	-	55000 - 57500	38000 - 39000	14750 - 15500
Kegalle	54000 - 56000	17500 - 19000	-	5500 - 5650	8350 - 8500	-	15000 - 15150	71000 - 71500	36900 - 38500	15400 - 17500
Galle	55000 - 57500	20000 - 22500	-	5250 - 5500	8500 - 9000	-	15000 - 16000	70000 - 75000	-	15000 - 16000
Tissamaharama	50000 - 57500	17500 - 19000	-	5000 - 5750	8000 - 9000	-	14500 - 15000	42500 - 42500	37500 - 40000	14000 - 16000
Meegoda (DEC)	46500 - 51500	19500 - 20500	-	4750 - 4900	7750 - 7900	-	13500 - 15500	65000 - 72500	32500 - 37500	12750 - 13750
Jaffna	50000 - 54000	-	14000 - 16000	4250 - 5000	8000 - 8250	-	-	69000 - 72500	-	14250 - 14750
Vavuniya	55000 - 57500	-	-	4250 - 5000	8250 - 8500	-	14500 - 15500	57500 - 59000	-	13500 - 13900
Mannar	52500 - 55000	21000 - 22000	-	5500 - 5750	8500 - 9000	-	-	55000 - 57500	-	13400 - 13750
Killinochchi	49000 - 51000	-	-	5000 - 6000	9000 - 9500	-	-	65000 - 68000	-	14000 - 14500
Mullattivu	52500 - 55000	-	-	5500 - 6000	8500 - 9000	-	-	67500 - 70000	38000 - 40000	14000 - 15000
Batticaloa	54500 - 55000	-	-	5250 - 5750	9000 - 9500	-	-	70000 - 70750	35000 - 36000	14250 - 14500
Trincomalee	59250 - 59800	20150 - 20400	-	5200 - 5400	8000 - 8250	-	16000 - 17000	76500 - 77250	43500 - 44500	14750 - 15000
Galenbindunuwewa	50000 - 55000	18000 - 20000	-	5500 - 6000	8000 - 8500	-	-	62500 - 72500	27500 - 30000	13500 - 15000
Matale	45000 - 50000	18500 - 19500	-	5000 - 5250	7750 - 8250	-	15000 - 16000	69000 - 70000	28750 - 32500	13000 - 14000

Table 05: Selected Markets: Retail Price of Subsidiary Food Crops (Rs/Kg)

Week 23: 02 - 08 June 2023

LOCATIONS	Dried Chillies	Red Onion		Big Onion	Potato			Pulses		
	Imported	Imported	Local		Imported	Welimada	Nuwara Eliya	Green Gram	Cowpea	Red Dhal
Colombo	1100.00 - 1500.00	380.00 - 480.00	-	120.00 - 140.00	180.00 - 220.00	-	340.00 - 380.00	1400.00 - 1600.00	750.00 - 1100.00	290.00 - 360.00
Gampaha	1200.00 - 1300.00	480.00 - 520.00	-	130.00 - 130.00	200.00 - 220.00	-	400.00 - 400.00	1480.00 - 1600.00	800.00 - 1000.00	340.00 - 360.00
Kurunegala	1200.00 - 1260.00	450.00 - 480.00	-	120.00 - 140.00	200.00 - 220.00	-	340.00 - 360.00	1500.00 - 1600.00	860.00 - 900.00	320.00 - 340.00
Nikaweratiya	1150.00 - 1200.00	400.00 - 420.00	-	120.00 - 140.00	175.00 - 190.00	-	-	1100.00 - 1400.00	800.00 - 1100.00	300.00 - 325.00
Dambulla	1100.00 - 1150.00	450.00 - 460.00	-	110.00 - 120.00	180.00 - 190.00	-	350.00 - 360.00	1400.00 - 1500.00	650.00 - 760.00	300.00 - 330.00
Anuradhapura	1200.00 - 1300.00	400.00 - 480.00	-	130.00 - 140.00	180.00 - 200.00	-	-	1500.00 - 1600.00	700.00 - 900.00	300.00 - 320.00
Thambuththegama	1200.00 - 1320.00	-	480.00 - 500.00	120.00 - 130.00	175.00 - 190.00	-	-	1300.00 - 1450.00	600.00 - 800.00	315.00 - 335.00
Polonnaruwa	1100.00 - 1260.00	380.00 - 390.00	-	130.00 - 140.00	190.00 - 200.00	-	340.00 - 350.00	1300.00 - 1480.00	700.00 - 850.00	310.00 - 325.00
Kaluthara	1160.00 - 1180.00	420.00 - 440.00	-	120.00 - 130.00	180.00 - 200.00	-	340.00 - 350.00	1580.00 - 1600.00	980.00 - 1000.00	320.00 - 340.00
Badulla	1200.00 - 1250.00	480.00 - 500.00	-	120.00 - 140.00	190.00 - 200.00	360.00 - 400.00	-	1300.00 - 1400.00	800.00 - 850.00	300.00 - 330.00
Keppetipola	1100.00 - 1260.00	420.00 - 450.00	-	120.00 - 130.00	200.00 - 220.00	320.00 - 340.00	-	1520.00 - 1560.00	750.00 - 780.00	330.00 - 348.00
Moneragala	1100.00 - 1200.00	380.00 - 480.00	-	120.00 - 140.00	190.00 - 220.00	-	350.00 - 380.00	1100.00 - 1400.00	600.00 - 800.00	300.00 - 320.00
Kegalle	1100.00 - 1200.00	380.00 - 400.00	-	140.00 - 140.00	200.00 - 210.00	-	350.00 - 370.00	1420.00 - 1500.00	750.00 - 800.00	320.00 - 360.00
Ampara	1150.00 - 1200.00	380.00 - 380.00	-	129.00 - 136.00	175.00 - 200.00	-	360.00 - 380.00	1480.00 - 1600.00	780.00 - 1100.00	290.00 - 300.00
Dehiattakandiya	1100.00 - 1300.00	400.00 - 480.00	-	120.00 - 130.00	180.00 - 200.00	-	360.00 - 400.00	1300.00 - 1400.00	750.00 - 1000.00	290.00 - 325.00
Nuwaraeliya	1100.00 - 1200.00	420.00 - 440.00	-	125.00 - 135.00	200.00 - 220.00	-	330.00 - 350.00	1500.00 - 1560.00	750.00 - 780.00	330.00 - 338.00
Kandy	1240.00 - 1300.00	500.00 - 520.00	-	120.00 - 130.00	210.00 - 220.00	-	350.00 - 360.00	1500.00 - 1550.00	900.00 - 940.00	320.00 - 340.00
Puttalam	1050.00 - 1200.00	-	480.00 - 560.00	120.00 - 150.00	200.00 - 220.00	-	360.00 - 400.00	1400.00 - 1500.00	650.00 - 800.00	300.00 - 325.00
Rathnapura	1300.00 - 1400.00	420.00 - 440.00	-	130.00 - 140.00	180.00 - 190.00	-	-	1400.00 - 1500.00	700.00 - 800.00	300.00 - 320.00
Hambantota	1200.00 - 1250.00	500.00 - 540.00	-	125.00 - 130.00	200.00 - 220.00	-	-	1100.00 - 1250.00	800.00 - 850.00	340.00 - 360.00
Matara	1200.00 - 1300.00	480.00 - 580.00	-	120.00 - 125.00	190.00 - 200.00	-	350.00 - 400.00	1300.00 - 1500.00	780.00 - 850.00	300.00 - 360.00
Galle	1200.00 - 1300.00	500.00 - 560.00	-	120.00 - 130.00	180.00 - 200.00	-	350.00 - 400.00	1480.00 - 1600.00	850.00 - 950.00	340.00 - 340.00
Tissamaharama	1100.00 - 1250.00	400.00 - 450.00	-	110.00 - 130.00	180.00 - 220.00	-	340.00 - 350.00	1100.00 - 1100.00	800.00 - 850.00	300.00 - 330.00
Meegoda (DEC)	1100.00 - 1250.00	420.00 - 480.00	-	100.00 - 120.00	180.00 - 200.00	-	340.00 - 380.00	1480.00 - 1600.00	840.00 - 1040.00	290.00 - 320.00
Embilipitiya	1250.00 - 1400.00	400.00 - 450.00	-	115.00 - 130.00	190.00 - 220.00	-	380.00 - 400.00	1600.00 - 1700.00	750.00 - 950.00	345.00 - 360.00
Jaffna	1100.00 - 1250.00	-	330.00 - 350.00	100.00 - 120.00	175.00 - 190.00	-	-	1500.00 - 1600.00	-	295.00 - 310.00
Vavuniya	1180.00 - 1350.00	450.00 - 480.00	-	100.00 - 120.00	180.00 - 200.00	-	340.00 - 350.00	1200.00 - 1280.00	-	290.00 - 300.00
Mannar	1150.00 - 1300.00	-	-	120.00 - 150.00	190.00 - 220.00	-	-	1300.00 - 1400.00	-	290.00 - 300.00
Killinochchi	1050.00 - 1100.00	-	-	130.00 - 150.00	200.00 - 220.00	-	-	1400.00 - 1450.00	-	320.00 - 330.00
Mullaittivu	1100.00 - 1150.00	-	-	-	200.00 - 220.00	-	-	1450.00 - 1500.00	800.00 - 850.00	300.00 - 320.00
Batticaloa	1160.00 - 1200.00	-	-	130.00 - 150.00	220.00 - 220.00	-	-	1480.00 - 1500.00	750.00 - 800.00	320.00 - 325.00
Trincomalee	1200.00 - 1250.00	420.00 - 450.00	-	120.00 - 135.00	180.00 - 200.00	-	-	1650.00 - 1700.00	915.00 - 950.00	325.00 - 345.00
Hanguranketha	1100.00 - 1280.00	400.00 - 420.00	-	110.00 - 140.00	175.00 - 200.00	-	-	1400.00 - 1500.00	750.00 - 800.00	290.00 - 300.00
Veyangoda	1100.00 - 1200.00	480.00 - 520.00	-	120.00 - 130.00	180.00 - 200.00	-	360.00 - 360.00	1300.00 - 1600.00	1000.00 - 1100.00	290.00 - 320.00
Galenbindunuwewa	1100.00 - 1180.00	400.00 - 480.00	-	120.00 - 130.00	175.00 - 180.00	-	-	1300.00 - 1500.00	580.00 - 650.00	290.00 - 330.00
Bandarawela	1200.00 - 1300.00	440.00 - 480.00	-	130.00 - 140.00	180.00 - 200.00	320.00 - 340.00	-	1400.00 - 1500.00	750.00 - 850.00	320.00 - 340.00
Matale	1050.00 - 1200.00	420.00 - 460.00	-	110.00 - 115.00	175.00 - 180.00	-	340.00 - 350.00	1450.00 - 1500.00	700.00 - 750.00	290.00 - 320.00

Table 06: Selected Markets: Wholesale Price of Vegetables(Rs/Kg)

Week 23: 02 - 08 June 2023

Locations	Butter Beans	Green Beans	Carrot	Leeks	Beetroot	Knolkhol
Colombo	-	300.00 - 450.00	300.00 - 320.00	280.00 - 320.00	280.00 - 450.00	220.00 - 250.00
Meegoda (DEC)	-	290.00 - 320.00	320.00 - 360.00	300.00 - 370.00	380.00 - 430.00	300.00 - 330.00
Dambulla (DEC)	-	300.00 - 350.00	280.00 - 320.00	260.00 - 300.00	320.00 - 400.00	300.00 - 330.00
Keppetipola (DEC)	-	230.00 - 250.00	300.00 - 320.00	260.00 - 270.00	320.00 - 350.00	230.00 - 250.00
Norochchole (DEC)	-	-	-	-	280.00 - 320.00	-
Nuwara Eliya	-	240.00 - 250.00	300.00 - 310.00	270.00 - 280.00	350.00 - 360.00	250.00 - 270.00
Kandy	-	280.00 - 300.00	330.00 - 350.00	280.00 - 300.00	350.00 - 360.00	220.00 - 240.00
Hambantota	-	300.00 - 380.00	320.00 - 380.00	310.00 - 380.00	360.00 - 450.00	260.00 - 330.00
Thambuththegama (DEC)	-	300.00 - 320.00	330.00 - 350.00	300.00 - 320.00	340.00 - 370.00	-
Jaffna	-	420.00 - 480.00	350.00 - 380.00	260.00 - 300.00	350.00 - 380.00	-
Bandarawela	-	250.00 - 280.00	280.00 - 300.00	260.00 - 280.00	280.00 - 300.00	240.00 - 260.00
Veyangoda	-	290.00 - 320.00	300.00 - 340.00	280.00 - 290.00	320.00 - 350.00	280.00 - 340.00

Locations	Raddish	Cabbage	Tomato	Ladies Fingers	Brinjal	Capsicum
Colombo	120.00 - 160.00	250.00 - 300.00	200.00 - 300.00	80.00 - 140.00	150.00 - 350.00	350.00 - 400.00
Meegoda (DEC)	110.00 - 150.00	280.00 - 360.00	220.00 - 260.00	170.00 - 200.00	260.00 - 350.00	400.00 - 480.00
Moneragala	120.00 - 140.00	300.00 - 380.00	220.00 - 300.00	200.00 - 240.00	220.00 - 250.00	550.00 - 580.00
Dambulla (DEC)	70.00 - 90.00	270.00 - 300.00	130.00 - 160.00	100.00 - 110.00	180.00 - 220.00	380.00 - 430.00
Keppetipola (DEC)	60.00 - 70.00	260.00 - 280.00	130.00 - 150.00	120.00 - 130.00	250.00 - 260.00	350.00 - 380.00
Norochchole (DEC)	70.00 - 100.00	-	-	90.00 - 120.00	300.00 - 370.00	350.00 - 450.00
Nuwara Eliya	100.00 - 110.00	310.00 - 320.00	140.00 - 150.00	140.00 - 160.00	260.00 - 270.00	370.00 - 380.00
Kandy	130.00 - 150.00	250.00 - 310.00	150.00 - 170.00	120.00 - 140.00	280.00 - 320.00	400.00 - 440.00
Hambantota	150.00 - 180.00	350.00 - 400.00	180.00 - 250.00	150.00 - 200.00	300.00 - 350.00	450.00 - 500.00
Thambuththegama (DEC)	120.00 - 150.00	320.00 - 350.00	180.00 - 230.00	120.00 - 150.00	180.00 - 250.00	450.00 - 550.00
Tissamaharama	130.00 - 150.00	420.00 - 430.00	250.00 - 280.00	130.00 - 140.00	220.00 - 250.00	380.00 - 550.00
Jaffna	120.00 - 140.00	250.00 - 300.00	280.00 - 300.00	90.00 - 110.00	250.00 - 280.00	480.00 - 500.00
Bandarawela	60.00 - 80.00	250.00 - 280.00	130.00 - 150.00	-	250.00 - 280.00	380.00 - 420.00
Veyangoda	110.00 - 130.00	280.00 - 320.00	180.00 - 220.00	140.00 - 160.00	250.00 - 320.00	450.00 - 500.00

Locations	Pumpkin	Cucumber	Bitter Gourd	Snake Gourd	Drumstick	Luffa
Colombo	70.00 - 80.00	60.00 - 80.00	450.00 - 500.00	280.00 - 320.00	400.00 - 800.00	180.00 - 320.00
Meegoda (DEC)	70.00 - 110.00	60.00 - 80.00	450.00 - 520.00	280.00 - 320.00	-	150.00 - 240.00
Moneragala	70.00 - 120.00	90.00 - 120.00	350.00 - 450.00	240.00 - 350.00	-	240.00 - 300.00
Dambulla (DEC)	80.00 - 90.00	40.00 - 50.00	450.00 - 480.00	240.00 - 260.00	-	100.00 - 120.00
Keppetipola (DEC)	50.00 - 60.00	80.00 - 90.00	450.00 - 460.00	280.00 - 300.00	-	130.00 - 140.00
Norochchole (DEC)	60.00 - 90.00	50.00 - 70.00	350.00 - 450.00	150.00 - 180.00	350.00 - 450.00	150.00 - 170.00
Nuwara Eliya	60.00 - 70.00	80.00 - 100.00	460.00 - 470.00	290.00 - 310.00	-	140.00 - 150.00
Kandy	90.00 - 100.00	80.00 - 90.00	430.00 - 450.00	280.00 - 300.00	-	150.00 - 170.00
Hambantota	70.00 - 110.00	80.00 - 100.00	400.00 - 500.00	200.00 - 300.00	260.00 - 320.00	260.00 - 300.00
Thambuththegama (DEC)	40.00 - 60.00	35.00 - 55.00	400.00 - 450.00	220.00 - 250.00	300.00 - 350.00	110.00 - 150.00
Tissamaharama	70.00 - 80.00	50.00 - 60.00	320.00 - 340.00	300.00 - 320.00	320.00 - 340.00	220.00 - 250.00
Jaffna	60.00 - 75.00	75.00 - 80.00	360.00 - 400.00	250.00 - 280.00	500.00 - 700.00	-
Bandarawela	60.00 - 70.00	70.00 - 80.00	-	-	-	-
Veyangoda	70.00 - 110.00	70.00 - 90.00	480.00 - 520.00	280.00 - 320.00	380.00 - 400.00	120.00 - 180.00

Table 06 (Contd.)

	Long Beans	Ash Plantain	Green Chillies	Lime	Sweet Potatoe	Manioc
Colombo	200.00 - 300.00	140.00 - 160.00	350.00 - 450.00	300.00 - 350.00	70.00 - 130.00	150.00 - 160.00
Meegoda (DEC)	250.00 - 350.00	170.00 - 200.00	400.00 - 450.00	400.00 - 450.00	80.00 - 110.00	-
Moneragala	250.00 - 280.00	80.00 - 120.00	400.00 - 480.00	250.00 - 300.00	80.00 - 120.00	80.00 - 100.00
Dambulla (DEC)	150.00 - 200.00	140.00 - 160.00	320.00 - 380.00	330.00 - 360.00	60.00 - 80.00	120.00 - 140.00
Keppetipola (DEC)	240.00 - 250.00	130.00 - 140.00	440.00 - 480.00	340.00 - 360.00	80.00 - 100.00	130.00 - 140.00
Norochchole (DEC)	250.00 - 270.00	120.00 - 150.00	400.00 - 500.00	-	70.00 - 120.00	120.00 - 150.00
Nuwara Eliya	250.00 - 260.00	140.00 - 150.00	480.00 - 520.00	360.00 - 380.00	80.00 - 100.00	130.00 - 140.00
Kandy	280.00 - 300.00	150.00 - 170.00	500.00 - 550.00	400.00 - 420.00	90.00 - 100.00	130.00 - 140.00
Hambantota	240.00 - 300.00	120.00 - 150.00	400.00 - 500.00	350.00 - 400.00	120.00 - 160.00	130.00 - 170.00
Thambuththegama (DEC)	190.00 - 230.00	120.00 - 150.00	450.00 - 550.00	200.00 - 250.00	80.00 - 110.00	120.00 - 150.00
Tissamaharama	250.00 - 270.00	120.00 - 130.00	500.00 - 580.00	250.00 - 270.00	130.00 - 140.00	120.00 - 130.00
Jaffna	220.00 - 260.00	90.00 - 120.00	320.00 - 400.00	320.00 - 380.00	80.00 - 95.00	120.00 - 150.00
Bandarawela	-	-	360.00 - 400.00	-	80.00 - 100.00	130.00 - 150.00
Veyangoda	280.00 - 300.00	170.00 - 190.00	400.00 - 500.00	340.00 - 390.00	90.00 - 100.00	140.00 - 170.00

Locations	Leafy Vegetables (Rs/Bundle)			Coconut (Rs/Nut)	
	Mukunuwenna	Kankun	Gotukola	Large	Small
Colombo	40.00 - 50.00	40.00 - 50.00	280.00 - 300.00	95.00 - 110.00	80.00 - 85.00
Meegoda (DEC)	80.00 - 80.00	80.00 - 80.00	80.00 - 80.00	110.00 - 115.00	90.00 - 100.00
Norochchole (DEC)	50.00 - 60.00	50.00 - 60.00	120.00 - 130.00	80.00 - 92.00	65.00 - 70.00
Nuwara Eliya	-	-	-	-	-
Dambulla (DEC)	30.00 - 35.00	30.00 - 35.00	30.00 - 35.00	80.00 - 85.00	65.00 - 70.00
Kandy	40.00 - 45.00	45.00 - 50.00	250.00 - 260.00	90.00 - 92.00	70.00 - 75.00
Hambantota	40.00 - 45.00	40.00 - 45.00	60.00 - 70.00	-	-
Thambuththegama (DEC)	30.00 - 30.00	30.00 - 30.00	30.00 - 30.00	70.00 - 80.00	60.00 - 65.00
Tissamaharama	40.00 - 45.00	40.00 - 45.00	45.00 - 50.00	85.00 - 90.00	55.00 - 60.00
Jaffna	70.00 - 80.00	30.00 - 35.00	180.00 - 200.00	70.00 - 90.00	55.00 - 60.00
Bandarawela	-	-	-	-	-
Veyangoda	40.00 - 40.00	35.00 - 40.00	45.00 - 51.00	100.00 - 100.00	-

Colombo, Meegoda, Norochchole, Jaffna and Kandy - Gotukola Price Rs/Kg

Table 07: Selected Markets: Retail Price of Vegetables (Rs/Kg)

Week 23: 02 - 08 June 2023

LOCATIONS	Up Country Varieties																
	Butter Beans		Green Beans		Carrot		Leeks		Beetroot		Knol Khol		Raddish		Cabbage		Tomato
Colombo	-	380.00 - 600.00	360.00 - 520.00	320.00 - 520.00	350.00 - 600.00	280.00 - 480.00	220.00 - 320.00	340.00 - 480.00	280.00 - 480.00								
Gampaha	-	360.00 - 400.00	360.00 - 480.00	360.00 - 400.00	400.00 - 500.00	400.00 - 480.00	200.00 - 240.00	400.00 - 480.00	320.00 - 400.00								
Kurunegala	-	440.00 - 480.00	460.00 - 480.00	380.00 - 400.00	540.00 - 560.00	400.00 - 400.00	260.00 - 280.00	440.00 - 480.00	300.00 - 340.00								
Nikaweratiya	-	480.00 - 520.00	480.00 - 520.00	480.00 - 520.00	400.00 - 600.00	360.00 - 480.00	240.00 - 320.00	400.00 - 480.00	360.00 - 400.00								
Dambulla	-	400.00 - 460.00	400.00 - 460.00	400.00 - 450.00	480.00 - 560.00	420.00 - 460.00	200.00 - 240.00	440.00 - 480.00	280.00 - 320.00								
Anuradhapura	-	460.00 - 500.00	440.00 - 480.00	400.00 - 480.00	440.00 - 600.00	-	220.00 - 280.00	400.00 - 480.00	340.00 - 400.00								
Thambuththegama	-	400.00 - 440.00	400.00 - 460.00	360.00 - 400.00	480.00 - 520.00	-	200.00 - 240.00	400.00 - 450.00	280.00 - 360.00								
Polonnaruwa	-	450.00 - 460.00	470.00 - 490.00	400.00 - 420.00	440.00 - 460.00	340.00 - 360.00	170.00 - 190.00	410.00 - 430.00	390.00 - 400.00								
Kaluthara	-	440.00 - 460.00	380.00 - 400.00	460.00 - 480.00	500.00 - 520.00	360.00 - 380.00	220.00 - 240.00	360.00 - 380.00	280.00 - 300.00								
Badulla	-	400.00 - 440.00	400.00 - 440.00	400.00 - 400.00	440.00 - 500.00	360.00 - 400.00	160.00 - 200.00	360.00 - 400.00	240.00 - 280.00								
Keppetipola	-	320.00 - 340.00	360.00 - 380.00	320.00 - 340.00	380.00 - 400.00	300.00 - 320.00	150.00 - 160.00	350.00 - 360.00	220.00 - 240.00								
Moneragala	-	440.00 - 460.00	440.00 - 480.00	420.00 - 460.00	400.00 - 480.00	-	160.00 - 200.00	380.00 - 440.00	340.00 - 400.00								
Kegalle	-	460.00 - 480.00	460.00 - 480.00	460.00 - 480.00	540.00 - 560.00	500.00 - 520.00	300.00 - 320.00	460.00 - 480.00	410.00 - 440.00								
Ampara	-	400.00 - 400.00	440.00 - 480.00	440.00 - 440.00	480.00 - 560.00	400.00 - 400.00	200.00 - 240.00	440.00 - 480.00	320.00 - 320.00								
Dehiattakandiya	-	400.00 - 420.00	400.00 - 480.00	400.00 - 400.00	400.00 - 480.00	280.00 - 300.00	180.00 - 320.00	400.00 - 400.00	300.00 - 300.00								
Nuwaraeliya	-	340.00 - 360.00	400.00 - 420.00	360.00 - 380.00	440.00 - 460.00	340.00 - 360.00	180.00 - 200.00	380.00 - 400.00	240.00 - 260.00								
Kandy	-	500.00 - 520.00	480.00 - 520.00	360.00 - 400.00	480.00 - 500.00	320.00 - 360.00	200.00 - 240.00	400.00 - 450.00	240.00 - 260.00								
Puttalam	-	480.00 - 520.00	440.00 - 480.00	440.00 - 480.00	480.00 - 560.00	-	240.00 - 320.00	480.00 - 520.00	400.00 - 440.00								
Hambantota	-	400.00 - 500.00	400.00 - 480.00	420.00 - 500.00	480.00 - 600.00	320.00 - 420.00	200.00 - 240.00	400.00 - 480.00	320.00 - 400.00								
Rathnapura	-	400.00 - 420.00	460.00 - 480.00	400.00 - 420.00	470.00 - 480.00	-	200.00 - 220.00	450.00 - 480.00	380.00 - 420.00								
Matara	-	400.00 - 480.00	440.00 - 480.00	400.00 - 450.00	500.00 - 600.00	300.00 - 320.00	200.00 - 240.00	400.00 - 480.00	320.00 - 400.00								
Galle	-	480.00 - 500.00	450.00 - 480.00	400.00 - 480.00	600.00 - 640.00	-	240.00 - 260.00	450.00 - 480.00	350.00 - 400.00								
Tissamaharama	-	420.00 - 460.00	420.00 - 440.00	370.00 - 400.00	500.00 - 550.00	300.00 - 300.00	180.00 - 220.00	430.00 - 450.00	300.00 - 340.00								
Meegoda (DEC)	-	380.00 - 440.00	440.00 - 480.00	400.00 - 520.00	380.00 - 480.00	360.00 - 380.00	200.00 - 240.00	380.00 - 460.00	280.00 - 340.00								
Embilipitiya	-	400.00 - 480.00	400.00 - 480.00	380.00 - 440.00	450.00 - 480.00	320.00 - 400.00	200.00 - 280.00	400.00 - 480.00	320.00 - 400.00								
Jaffna	-	480.00 - 520.00	380.00 - 420.00	300.00 - 320.00	400.00 - 450.00	-	150.00 - 180.00	300.00 - 350.00	300.00 - 350.00								
Vavuniya	-	600.00 - 650.00	480.00 - 520.00	480.00 - 520.00	740.00 - 800.00	-	300.00 - 340.00	480.00 - 520.00	320.00 - 350.00								
Mannar	-	560.00 - 600.00	480.00 - 520.00	480.00 - 520.00	480.00 - 520.00	-	180.00 - 220.00	400.00 - 450.00	400.00 - 450.00								
Killinochchi	-	550.00 - 600.00	480.00 - 520.00	480.00 - 520.00	550.00 - 600.00	-	200.00 - 220.00	420.00 - 460.00	300.00 - 340.00								
Mullaittivu	-	500.00 - 520.00	460.00 - 500.00	460.00 - 480.00	-	-	-	450.00 - 460.00	340.00 - 360.00								
Batticaloa	-	560.00 - 600.00	480.00 - 520.00	480.00 - 520.00	600.00 - 640.00	380.00 - 400.00	280.00 - 320.00	480.00 - 520.00	360.00 - 400.00								
Trincomalee	-	510.00 - 550.00	425.00 - 450.00	420.00 - 450.00	420.00 - 440.00	-	235.00 - 250.00	410.00 - 425.00	360.00 - 400.00								
Hanguranketha	-	320.00 - 350.00	360.00 - 390.00	290.00 - 320.00	380.00 - 400.00	250.00 - 280.00	150.00 - 180.00	300.00 - 350.00	220.00 - 260.00								
Veyangoda	-	440.00 - 480.00	400.00 - 460.00	480.00 - 480.00	400.00 - 480.00	320.00 - 380.00	240.00 - 260.00	400.00 - 480.00	360.00 - 400.00								
Galenbindunuwewa	-	480.00 - 600.00	480.00 - 520.00	400.00 - 480.00	400.00 - 600.00	-	240.00 - 260.00	400.00 - 450.00	360.00 - 400.00								
Bandarawela	-	360.00 - 380.00	380.00 - 400.00	360.00 - 380.00	380.00 - 400.00	340.00 - 360.00	160.00 - 180.00	360.00 - 380.00	240.00 - 260.00								
Matale	-	420.00 - 480.00	460.00 - 480.00	400.00 - 480.00	400.00 - 480.00	360.00 - 400.00	240.00 - 280.00	400.00 - 480.00	380.00 - 480.00								

Table 07 (Contd.)

LOCATIONS	Low Country Varieties											
	Ladies Fingers	Brinjal	Capsicum	Pumpkin	Cucumber	Bitter Gourd	Snake Gourd	Drumstick	Luffa	Long Beans		
Colombo	200.00 - 400.00	380.00 - 560.00	450.00 - 840.00	110.00 - 200.00	140.00 - 260.00	480.00 - 700.00	340.00 - 480.00	660.00 - 1200.00	300.00 - 560.00	260.00 - 480.00		
Gampaha	240.00 - 320.00	400.00 - 560.00	550.00 - 640.00	160.00 - 200.00	160.00 - 240.00	600.00 - 700.00	400.00 - 480.00	-	400.00 - 480.00	280.00 - 400.00		
Kurunegala	240.00 - 300.00	480.00 - 520.00	600.00 - 700.00	160.00 - 180.00	160.00 - 200.00	560.00 - 600.00	400.00 - 460.00	-	400.00 - 440.00	360.00 - 380.00		
Nikaweratiya	240.00 - 320.00	400.00 - 480.00	600.00 - 720.00	120.00 - 160.00	120.00 - 160.00	600.00 - 600.00	320.00 - 360.00	-	400.00 - 440.00	320.00 - 400.00		
Dambulla	200.00 - 240.00	400.00 - 460.00	680.00 - 720.00	140.00 - 160.00	120.00 - 140.00	580.00 - 600.00	460.00 - 480.00	-	240.00 - 320.00	260.00 - 300.00		
Anuradhapura	200.00 - 280.00	480.00 - 520.00	600.00 - 680.00	120.00 - 160.00	120.00 - 160.00	520.00 - 600.00	320.00 - 440.00	-	320.00 - 480.00	280.00 - 400.00		
Thambuththegama	220.00 - 260.00	350.00 - 400.00	550.00 - 650.00	100.00 - 140.00	120.00 - 160.00	550.00 - 600.00	280.00 - 300.00	-	200.00 - 280.00	280.00 - 340.00		
Polonnaruwa	350.00 - 370.00	400.00 - 420.00	560.00 - 600.00	180.00 - 200.00	100.00 - 130.00	560.00 - 580.00	380.00 - 400.00	-	320.00 - 340.00	320.00 - 340.00		
Kaluthara	240.00 - 260.00	460.00 - 480.00	660.00 - 680.00	140.00 - 160.00	100.00 - 120.00	580.00 - 600.00	360.00 - 380.00	-	340.00 - 360.00	440.00 - 460.00		
Badulla	200.00 - 240.00	440.00 - 480.00	560.00 - 600.00	160.00 - 180.00	160.00 - 200.00	480.00 - 560.00	440.00 - 480.00	-	400.00 - 440.00	280.00 - 360.00		
Keppetipola	200.00 - 220.00	320.00 - 340.00	450.00 - 480.00	140.00 - 150.00	150.00 - 160.00	520.00 - 540.00	360.00 - 380.00	-	200.00 - 220.00	320.00 - 340.00		
Moneragala	240.00 - 320.00	320.00 - 400.00	600.00 - 700.00	120.00 - 200.00	160.00 - 200.00	480.00 - 600.00	320.00 - 440.00	-	340.00 - 440.00	320.00 - 400.00		
Kegalle	300.00 - 320.00	540.00 - 560.00	680.00 - 700.00	140.00 - 160.00	140.00 - 160.00	680.00 - 700.00	420.00 - 440.00	580.00 - 600.00	460.00 - 480.00	460.00 - 480.00		
Ampara	280.00 - 320.00	360.00 - 400.00	560.00 - 600.00	160.00 - 160.00	200.00 - 200.00	-	400.00 - 400.00	-	320.00 - 360.00	360.00 - 400.00		
Dehiattakandiya	300.00 - 320.00	280.00 - 320.00	600.00 - 650.00	160.00 - 200.00	100.00 - 120.00	600.00 - 600.00	320.00 - 400.00	-	200.00 - 300.00	320.00 - 400.00		
Nuwaraeliya	240.00 - 260.00	360.00 - 380.00	500.00 - 540.00	170.00 - 180.00	180.00 - 200.00	560.00 - 580.00	380.00 - 400.00	-	240.00 - 260.00	350.00 - 360.00		
Kandy	200.00 - 240.00	450.00 - 480.00	550.00 - 600.00	140.00 - 160.00	120.00 - 140.00	550.00 - 600.00	450.00 - 480.00	-	200.00 - 240.00	400.00 - 440.00		
Puttalam	240.00 - 320.00	480.00 - 600.00	700.00 - 720.00	150.00 - 200.00	180.00 - 200.00	640.00 - 720.00	360.00 - 420.00	600.00 - 700.00	400.00 - 480.00	400.00 - 480.00		
Rathnapura	220.00 - 240.00	380.00 - 400.00	580.00 - 620.00	160.00 - 175.00	180.00 - 220.00	550.00 - 600.00	400.00 - 420.00	-	400.00 - 420.00	340.00 - 360.00		
Hambantota	200.00 - 250.00	380.00 - 400.00	600.00 - 700.00	120.00 - 160.00	120.00 - 160.00	480.00 - 600.00	280.00 - 350.00	300.00 - 400.00	320.00 - 400.00	300.00 - 400.00		
Matara	240.00 - 280.00	360.00 - 400.00	600.00 - 700.00	120.00 - 140.00	140.00 - 160.00	480.00 - 600.00	340.00 - 400.00	-	320.00 - 400.00	320.00 - 340.00		
Galle	260.00 - 300.00	400.00 - 450.00	680.00 - 700.00	150.00 - 180.00	150.00 - 200.00	-	360.00 - 400.00	-	400.00 - 480.00	-		
Tissamaharama	160.00 - 200.00	300.00 - 350.00	580.00 - 600.00	100.00 - 120.00	90.00 - 120.00	400.00 - 480.00	370.00 - 400.00	400.00 - 450.00	300.00 - 380.00	280.00 - 320.00		
Meegoda (DEC)	240.00 - 300.00	400.00 - 480.00	600.00 - 800.00	140.00 - 200.00	180.00 - 240.00	540.00 - 600.00	360.00 - 400.00	-	320.00 - 380.00	340.00 - 440.00		
Embilipitiya	180.00 - 240.00	280.00 - 320.00	480.00 - 600.00	120.00 - 200.00	140.00 - 200.00	600.00 - 700.00	280.00 - 320.00	280.00 - 320.00	250.00 - 320.00	300.00 - 350.00		
Jaffna	120.00 - 150.00	280.00 - 320.00	520.00 - 600.00	80.00 - 100.00	70.00 - 90.00	420.00 - 480.00	250.00 - 280.00	600.00 - 800.00	-	280.00 - 320.00		
Vavuniya	300.00 - 340.00	360.00 - 400.00	600.00 - 650.00	150.00 - 160.00	160.00 - 190.00	700.00 - 800.00	400.00 - 460.00	1260.00 - 1350.00	400.00 - 460.00	400.00 - 460.00		
Mannar	250.00 - 320.00	400.00 - 480.00	640.00 - 700.00	120.00 - 150.00	180.00 - 200.00	600.00 - 650.00	400.00 - 450.00	500.00 - 600.00	-	360.00 - 420.00		
Killinochchi	200.00 - 240.00	300.00 - 350.00	550.00 - 600.00	140.00 - 160.00	200.00 - 220.00	550.00 - 600.00	300.00 - 340.00	-	-	280.00 - 320.00		
Mullaitivu	280.00 - 300.00	350.00 - 360.00	600.00 - 650.00	150.00 - 150.00	-	600.00 - 640.00	320.00 - 350.00	600.00 - 800.00	-	300.00 - 320.00		
Batticaloa	300.00 - 320.00	480.00 - 520.00	600.00 - 640.00	180.00 - 220.00	-	560.00 - 600.00	300.00 - 320.00	800.00 - 900.00	300.00 - 320.00	360.00 - 400.00		
Trincomalee	270.00 - 280.00	420.00 - 450.00	500.00 - 550.00	120.00 - 150.00	163.00 - 170.00	425.00 - 430.00	380.00 - 400.00	580.00 - 600.00	260.00 - 280.00	360.00 - 400.00		
Hanguranketha	170.00 - 200.00	380.00 - 440.00	450.00 - 550.00	90.00 - 120.00	100.00 - 120.00	480.00 - 520.00	280.00 - 300.00	-	220.00 - 250.00	220.00 - 250.00		
Veyangoda	280.00 - 320.00	480.00 - 560.00	700.00 - 800.00	160.00 - 180.00	140.00 - 160.00	580.00 - 600.00	360.00 - 400.00	600.00 - 640.00	320.00 - 400.00	380.00 - 400.00		
Galenbindunuwewa	240.00 - 320.00	400.00 - 480.00	600.00 - 650.00	140.00 - 160.00	120.00 - 160.00	600.00 - 620.00	360.00 - 400.00	-	360.00 - 400.00	240.00 - 280.00		
Bandarawela	200.00 - 220.00	360.00 - 380.00	500.00 - 600.00	140.00 - 160.00	160.00 - 180.00	500.00 - 520.00	320.00 - 340.00	-	300.00 - 320.00	260.00 - 280.00		
Matale	260.00 - 320.00	400.00 - 480.00	550.00 - 600.00	130.00 - 160.00	120.00 - 160.00	560.00 - 600.00	360.00 - 400.00	500.00 - 600.00	400.00 - 480.00	360.00 - 400.00		

Table 07 (Contd.)

LOCATIONS	Low Country Varieties					Leafy Vegetable			Coconut (Rs/Nut)	
	Ash Plantain	Green Chillies	Lime	Sweet Potato	Manioc	Mukunuwenna	Kankun	Gotukola	Large	Small
Colombo	200.00 - 360.00	400.00 - 700.00	400.00 - 700.00	140.00 - 240.00	180.00 - 260.00	60.00 - 100.00	60.00 - 100.00	90.00 - 100.00	110.00 - 120.00	85.00 - 100.00
Gampaha	240.00 - 320.00	500.00 - 600.00	500.00 - 600.00	180.00 - 180.00	200.00 - 200.00	60.00 - 70.00	60.00 - 70.00	30.00 - 30.00	80.00 - 100.00	50.00 - 60.00
Kurunegala	260.00 - 280.00	600.00 - 700.00	500.00 - 600.00	200.00 - 220.00	220.00 - 240.00	40.00 - 50.00	40.00 - 50.00	30.00 - 30.00	100.00 - 100.00	70.00 - 80.00
Nikaweratiya	160.00 - 240.00	700.00 - 800.00	300.00 - 320.00	160.00 - 240.00	140.00 - 160.00	40.00 - 50.00	40.00 - 50.00	60.00 - 60.00	80.00 - 85.00	65.00 - 70.00
Dambulla	240.00 - 260.00	500.00 - 600.00	400.00 - 500.00	180.00 - 200.00	180.00 - 200.00	50.00 - 60.00	50.00 - 60.00	50.00 - 60.00	90.00 - 100.00	75.00 - 80.00
Anuradhapura	200.00 - 280.00	600.00 - 700.00	400.00 - 500.00	180.00 - 240.00	200.00 - 240.00	50.00 - 60.00	50.00 - 60.00	50.00 - 60.00	90.00 - 100.00	70.00 - 80.00
Thambuththegama	-	550.00 - 650.00	350.00 - 400.00	180.00 - 240.00	180.00 - 220.00	40.00 - 40.00	40.00 - 40.00	-	85.00 - 90.00	75.00 - 80.00
Polonnaruwa	320.00 - 320.00	560.00 - 580.00	460.00 - 500.00	180.00 - 190.00	140.00 - 140.00	50.00 - 60.00	50.00 - 60.00	50.00 - 60.00	85.00 - 90.00	75.00 - 80.00
Kaluthara	280.00 - 300.00	500.00 - 520.00	420.00 - 450.00	200.00 - 220.00	220.00 - 240.00	70.00 - 80.00	70.00 - 80.00	100.00 - 110.00	110.00 - 120.00	90.00 - 95.00
Badulla	220.00 - 240.00	500.00 - 600.00	400.00 - 500.00	160.00 - 180.00	220.00 - 240.00	70.00 - 70.00	70.00 - 70.00	70.00 - 80.00	105.00 - 110.00	85.00 - 90.00
Keppetipola	220.00 - 240.00	560.00 - 600.00	440.00 - 460.00	150.00 - 160.00	200.00 - 220.00	40.00 - 50.00	40.00 - 50.00	30.00 - 35.00	98.00 - 105.00	86.00 - 95.00
Moneragala	160.00 - 180.00	600.00 - 700.00	360.00 - 380.00	120.00 - 160.00	120.00 - 150.00	50.00 - 60.00	50.00 - 60.00	50.00 - 60.00	90.00 - 100.00	70.00 - 80.00
Kegalle	260.00 - 280.00	500.00 - 550.00	480.00 - 500.00	180.00 - 200.00	180.00 - 220.00	70.00 - 80.00	70.00 - 80.00	50.00 - 70.00	95.00 - 100.00	80.00 - 90.00
Ampara	240.00 - 240.00	600.00 - 700.00	300.00 - 400.00	160.00 - 180.00	200.00 - 200.00	50.00 - 60.00	50.00 - 50.00	50.00 - 50.00	100.00 - 100.00	80.00 - 90.00
Dehiattakandiya	200.00 - 320.00	800.00 - 800.00	400.00 - 450.00	160.00 - 200.00	180.00 - 200.00	60.00 - 60.00	60.00 - 60.00	60.00 - 60.00	90.00 - 100.00	70.00 - 80.00
Nuwaraeliya	240.00 - 260.00	600.00 - 650.00	450.00 - 460.00	150.00 - 160.00	220.00 - 230.00	45.00 - 50.00	45.00 - 50.00	30.00 - 40.00	96.00 - 100.00	85.00 - 92.00
Kandy	280.00 - 300.00	800.00 - 850.00	550.00 - 600.00	160.00 - 170.00	230.00 - 240.00	50.00 - 60.00	50.00 - 60.00	40.00 - 50.00	100.00 - 105.00	75.00 - 85.00
Puttalam	150.00 - 180.00	760.00 - 800.00	520.00 - 600.00	200.00 - 240.00	200.00 - 240.00	70.00 - 70.00	70.00 - 70.00	40.00 - 40.00	85.00 - 95.00	70.00 - 80.00
Rathnapura	200.00 - 220.00	800.00 - 850.00	550.00 - 600.00	190.00 - 200.00	160.00 - 180.00	90.00 - 100.00	85.00 - 90.00	100.00 - 110.00	110.00 - 120.00	90.00 - 100.00
Hambanthota	160.00 - 200.00	580.00 - 600.00	400.00 - 500.00	180.00 - 200.00	170.00 - 220.00	50.00 - 55.00	50.00 - 50.00	70.00 - 80.00	120.00 - 120.00	100.00 - 110.00
Matara	200.00 - 240.00	550.00 - 600.00	500.00 - 600.00	180.00 - 200.00	180.00 - 220.00	55.00 - 60.00	55.00 - 60.00	75.00 - 90.00	110.00 - 130.00	90.00 - 100.00
Galle	180.00 - 240.00	650.00 - 700.00	500.00 - 600.00	180.00 - 200.00	-	60.00 - 70.00	50.00 - 50.00	80.00 - 80.00	110.00 - 120.00	80.00 - 95.00
Tissamaharama	150.00 - 170.00	550.00 - 650.00	300.00 - 340.00	160.00 - 180.00	180.00 - 200.00	45.00 - 50.00	45.00 - 50.00	50.00 - 60.00	90.00 - 95.00	60.00 - 65.00
Meegoda (DEC)	220.00 - 260.00	500.00 - 600.00	480.00 - 600.00	160.00 - 220.00	-	90.00 - 90.00	80.00 - 80.00	80.00 - 80.00	120.00 - 135.00	110.00 - 115.00
Embilipitiya	150.00 - 200.00	480.00 - 600.00	400.00 - 500.00	150.00 - 200.00	150.00 - 200.00	50.00 - 70.00	50.00 - 70.00	60.00 - 80.00	90.00 - 120.00	60.00 - 80.00
Jaffna	120.00 - 140.00	400.00 - 450.00	400.00 - 500.00	100.00 - 120.00	160.00 - 200.00	80.00 - 90.00	35.00 - 40.00	40.00 - 45.00	100.00 - 120.00	60.00 - 80.00
Vavuniya	160.00 - 200.00	500.00 - 600.00	400.00 - 450.00	200.00 - 220.00	240.00 - 250.00	60.00 - 65.00	55.00 - 60.00	50.00 - 55.00	75.00 - 80.00	60.00 - 70.00
Mannar	160.00 - 200.00	400.00 - 500.00	480.00 - 520.00	150.00 - 180.00	220.00 - 240.00	50.00 - 60.00	50.00 - 60.00	50.00 - 60.00	85.00 - 90.00	50.00 - 60.00
Killinochchi	120.00 - 140.00	400.00 - 440.00	400.00 - 450.00	220.00 - 240.00	220.00 - 240.00	50.00 - 60.00	40.00 - 50.00	40.00 - 45.00	80.00 - 90.00	50.00 - 60.00
Mullaittivu	140.00 - 150.00	400.00 - 440.00	400.00 - 450.00	180.00 - 200.00	220.00 - 240.00	50.00 - 60.00	-	40.00 - 50.00	80.00 - 90.00	65.00 - 70.00
Batticaloa	300.00 - 320.00	440.00 - 480.00	450.00 - 480.00	200.00 - 220.00	240.00 - 260.00	60.00 - 70.00	60.00 - 70.00	50.00 - 50.00	90.00 - 90.00	65.00 - 70.00
Trincomalee	270.00 300.00	420.00 450.00	425.00 450.00	150.00 180.00	220.00 250.00	45.00 50.00	45.00 50.00	45.00 50.00	110.00 120.00	90.00 95.00
Hanguranketha	220.00 - 250.00	550.00 - 650.00	400.00 - 500.00	130.00 - 150.00	140.00 - 150.00	40.00 - 40.00	40.00 - 40.00	40.00 - 45.00	85.00 - 100.00	68.00 - 85.00
Veyangoda	200.00 - 260.00	600.00 - 600.00	500.00 - 600.00	160.00 - 200.00	180.00 - 220.00	60.00 - 70.00	60.00 - 70.00	30.00 - 30.00	120.00 - 120.00	80.00 - 100.00
Galenbindunuwewa	120.00 - 140.00	550.00 - 600.00	400.00 - 600.00	160.00 - 180.00	140.00 - 160.00	50.00 - 60.00	50.00 - 60.00	50.00 - 60.00	80.00 - 90.00	60.00 - 70.00
Bandarawela	200.00 - 220.00	500.00 - 600.00	400.00 - 500.00	160.00 - 180.00	220.00 - 240.00	50.00 - 60.00	50.00 - 60.00	60.00 - 70.00	100.00 - 110.00	80.00 - 90.00
Matale	260.00 - 320.00	550.00 - 600.00	450.00 - 600.00	200.00 - 240.00	200.00 - 240.00	50.00 - 70.00	50.00 - 70.00	40.00 - 50.00	100.00 - 110.00	80.00 - 90.00

Table 08: Selected Markets: Retail Price of Fruits (Rs/each & Rs/Kg)

Week 23: 02 - 08 June 2023

19

LOCATIONS	Banana					Pineapple			Mango	
	Ambul (Rs/Kg)	Kolikuttu (Rs/Kg)	Seeni (Rs/Kg)	Anamalu	Ambun	Large	Medium	Small	Betti	Karthakolomban
Colombo	140.00 - 220.00	350.00 - 480.00	160.00 - 220.00	25.00 - 38.00	32.00 - 50.00	630.00 - 700.00	520.00 - 600.00	350.00 - 500.00	28.00 - 42.00	80.00 - 150.00
Gampaha	160.00 - 200.00	320.00 - 380.00	170.00 - 180.00	25.00 - 30.00	31.00 - 38.00	450.00 - 500.00	330.00 - 400.00	250.00 - 300.00	50.00 - 60.00	80.00 - 100.00
Kurunegala	120.00 - 160.00	400.00 - 450.00	100.00 - 140.00	18.00 - 20.00	25.00 - 30.00	600.00 - 700.00	400.00 - 500.00	260.00 - 280.00	50.00 - 60.00	80.00 - 120.00
Nikaweratiya	120.00 - 130.00	350.00 - 400.00	120.00 - 130.00	-	35.00 - 38.00	600.00 - 700.00	500.00 - 580.00	400.00 - 450.00	-	100.00 - 120.00
Dambulla	150.00 - 160.00	350.00 - 360.00	150.00 - 160.00	-	38.00 - 40.00	550.00 - 600.00	400.00 - 450.00	250.00 - 280.00	50.00 - 60.00	100.00 - 130.00
Anuradhapura	100.00 - 180.00	400.00 - 450.00	120.00 - 180.00	26.00 - 35.00	35.00 - 43.00	720.00 - 750.00	600.00 - 670.00	450.00 - 540.00	-	100.00 - 130.00
Thambuththegama	140.00 - 180.00	350.00 - 400.00	140.00 - 180.00	28.00 - 32.00	38.00 - 38.00	750.00 - 750.00	600.00 - 650.00	-	-	70.00 - 100.00
Polonnaruwa	195.00 - 220.00	450.00 - 500.00	170.00 - 180.00	21.00 - 24.00	30.00 - 32.00	700.00 - 750.00	500.00 - 550.00	280.00 - 350.00	-	150.00 - 160.00
Kaluthara	160.00 - 180.00	360.00 - 380.00	140.00 - 160.00	26.00 - 28.00	34.00 - 36.00	680.00 - 700.00	560.00 - 580.00	-	-	120.00 - 140.00
Badulla	140.00 - 160.00	400.00 - 440.00	120.00 - 140.00	19.00 - 21.00	28.00 - 30.00	-	580.00 - 620.00	400.00 - 440.00	-	90.00 - 120.00
Keppetipola	160.00 - 180.00	360.00 - 420.00	150.00 - 160.00	25.00 - 32.00	46.00 - 50.00	-	520.00 - 550.00	400.00 - 420.00	40.00 - 50.00	80.00 - 100.00
Moneragala	100.00 - 130.00	250.00 - 280.00	60.00 - 80.00	15.00 - 20.00	19.00 - 25.00	-	-	300.00 - 380.00	-	100.00 - 120.00
Kegalle	140.00 - 160.00	380.00 - 420.00	140.00 - 160.00	20.00 - 30.00	25.00 - 35.00	500.00 - 650.00	350.00 - 450.00	150.00 - 200.00	-	70.00 - 100.00
Ampara	200.00 - 220.00	350.00 - 400.00	100.00 - 120.00	20.00 - 25.00	25.00 - 31.00	-	-	400.00 - 400.00	-	70.00 - 70.00
Dehiattakandiya	130.00 - 200.00	300.00 - 400.00	130.00 - 160.00	-	50.00 - 60.00	550.00 - 650.00	420.00 - 500.00	200.00 - 230.00	-	100.00 - 170.00
Nuwaraeliya	160.00 - 170.00	360.00 - 400.00	150.00 - 160.00	26.00 - 32.00	46.00 - 50.00	-	540.00 - 560.00	400.00 - 460.00	-	80.00 - 100.00
Kandy	180.00 - 190.00	420.00 - 450.00	180.00 - 200.00	25.00 - 30.00	38.00 - 40.00	600.00 - 650.00	400.00 - 450.00	250.00 - 300.00	-	60.00 - 100.00
Puttalam	100.00 - 140.00	300.00 - 350.00	110.00 - 140.00	15.00 - 17.00	-	550.00 - 600.00	-	200.00 - 250.00	-	50.00 - 55.00
Rathnapura	150.00 - 170.00	300.00 - 330.00	150.00 - 160.00	-	-	500.00 - 550.00	450.00 - 475.00	300.00 - 350.00	-	100.00 - 125.00
Hambantota	100.00 - 130.00	300.00 - 350.00	130.00 - 150.00	21.00 - 23.00	25.00 - 27.00	650.00 - 750.00	480.00 - 520.00	340.00 - 380.00	-	80.00 - 110.00
Matara	110.00 - 130.00	340.00 - 350.00	130.00 - 140.00	16.00 - 17.00	23.00 - 26.00	700.00 - 750.00	580.00 - 620.00	320.00 - 400.00	-	80.00 - 120.00
Galle	120.00 - 160.00	350.00 - 380.00	140.00 - 180.00	20.00 - 29.00	25.00 - 32.00	560.00 - 600.00	450.00 - 500.00	-	65.00 - 70.00	100.00 - 160.00
Tissamaharama	100.00 - 130.00	340.00 - 400.00	100.00 - 130.00	30.00 - 35.00	30.00 - 35.00	560.00 - 600.00	450.00 - 470.00	350.00 - 360.00	-	80.00 - 100.00
Meegoda (DEC)	130.00 - 140.00	360.00 - 380.00	150.00 - 160.00	30.00 - 40.00	30.00 - 40.00	-	-	300.00 - 340.00	-	70.00 - 80.00
Embilipitiya	100.00 - 120.00	250.00 - 320.00	100.00 - 120.00	20.00 - 30.00	25.00 - 35.00	450.00 - 500.00	300.00 - 380.00	200.00 - 250.00	40.00 - 60.00	80.00 - 120.00
Jaffna	100.00 - 140.00	380.00 - 420.00	150.00 - 180.00	-	-	700.00 - 720.00	620.00 - 680.00	520.00 - 580.00	-	120.00 - 170.00
Vavuniya	120.00 - 150.00	360.00 - 400.00	160.00 - 190.00	28.00 - 30.00	-	650.00 - 690.00	540.00 - 580.00	400.00 - 460.00	-	85.00 - 100.00
Mannar	120.00 - 150.00	250.00 - 300.00	120.00 - 150.00	16.00 - 20.00	16.00 - 20.00	640.00 - 660.00	540.00 - 560.00	440.00 - 460.00	-	80.00 - 100.00
Killinochchi	120.00 - 140.00	350.00 - 400.00	120.00 - 140.00	24.00 - 26.00	24.00 - 26.00	600.00 - 660.00	500.00 - 540.00	400.00 - 450.00	-	100.00 - 120.00
Mullaittivu	150.00 - 200.00	300.00 - 350.00	150.00 - 200.00	30.00 - 32.00	25.00 - 28.00	580.00 - 600.00	480.00 - 500.00	400.00 - 420.00	-	80.00 - 100.00
Batticaloa	150.00 - 160.00	380.00 - 400.00	150.00 - 160.00	24.00 - 25.00	-	580.00 - 600.00	450.00 - 500.00	380.00 - 400.00	-	110.00 - 120.00
Trincomalee	150.00 - 155.00	365.00 - 385.00	155.00 - 160.00	-	23.00 - 27.00	550.00 - 650.00	460.00 - 500.00	250.00 - 265.00	33.00 - 35.00	115.00 - 125.00
Veyangoda	180.00 - 200.00	400.00 - 450.00	180.00 - 200.00	16.00 - 22.00	32.00 - 44.00	600.00 - 680.00	400.00 - 500.00	350.00 - 350.00	-	70.00 - 120.00
Galenbindunuwewa	130.00 - 150.00	300.00 - 350.00	130.00 - 140.00	25.00 - 30.00	35.00 - 40.00	700.00 - 750.00	600.00 - 670.00	480.00 - 570.00	-	100.00 - 140.00
Bandarawela	140.00 - 160.00	400.00 - 450.00	120.00 - 140.00	24.00 - 26.00	28.00 - 30.00	-	500.00 - 550.00	400.00 - 450.00	-	100.00 - 120.00
Matale	100.00 - 140.00	300.00 - 350.00	120.00 - 140.00	30.00 - 32.00	48.00 - 50.00	550.00 - 650.00	380.00 - 400.00	250.00 - 280.00	30.00 - 40.00	80.00 - 100.00

Table 08 (Contd.)

LOCATIONS	Mango				Other Fruits							
	Vilad		Kohu		Papaw (Rs/Kg)	Passion	Wood Apple	Orange	Avocado	Slime Apple	Grapes (Rs/Kg)	King Coconut
Colombo	-	-	-	-	120.00 - 280.00	30.00 - 60.00	120.00 - 180.00	90.00 - 140.00	80.00 - 150.00	28.00 - 70.00	1800.00 - 3000.00	130.00 - 160.00
Gampaha	50.00 - 50.00	30.00 - 40.00			200.00 - 230.00	70.00 - 80.00	180.00 - 200.00	120.00 - 140.00	120.00 - 130.00	80.00 - 100.00	2300.00 - 2500.00	140.00 - 150.00
Kurunegala	50.00 - 80.00	30.00 - 50.00			130.00 - 150.00	40.00 - 50.00	-	80.00 - 100.00	100.00 - 120.00	80.00 - 100.00	2600.00 - 3000.00	120.00 - 130.00
Nikaweratiya	-	-			100.00 - 120.00	-	-	80.00 - 100.00	100.00 - 150.00	40.00 - 60.00	2800.00 - 3000.00	100.00 - 130.00
Dambulla	-	30.00 - 40.00			140.00 - 150.00	60.00 - 70.00	80.00 - 100.00	60.00 - 80.00	80.00 - 100.00	50.00 - 60.00	2500.00 - 2800.00	140.00 - 150.00
Anuradhapura	-	-			100.00 - 160.00	-	-	70.00 - 120.00	100.00 - 130.00	60.00 - 100.00	2500.00 - 3000.00	140.00 - 160.00
Thambuththegama	-	-			130.00 - 170.00	-	-	-	80.00 - 110.00	-	2300.00 - 2500.00	110.00 - 120.00
Polonnaruwa	-	-			180.00 - 200.00	-	-	-	150.00 - 160.00	-	-	130.00 - 140.00
Kaluthara	-	-			200.00 - 220.00	-	100.00 - 120.00	100.00 - 120.00	100.00 - 120.00	80.00 - 100.00	2800.00 - 3000.00	140.00 - 150.00
Badulla	60.00 - 80.00	-			130.00 - 150.00	30.00 - 40.00	-	80.00 - 90.00	50.00 - 60.00	45.00 - 60.00	2600.00 - 2800.00	120.00 - 130.00
Keppetipola	-	24.00 - 26.00			130.00 - 150.00	40.00 - 45.00	100.00 - 120.00	80.00 - 90.00	60.00 - 70.00	60.00 - 75.00	2800.00 - 3000.00	130.00 - 140.00
Moneragala	-	-			120.00 - 140.00	16.00 - 20.00	-	70.00 - 80.00	70.00 - 100.00	50.00 - 60.00	2500.00 - 3000.00	90.00 - 100.00
Kegalle	-	20.00 - 25.00			140.00 - 160.00	-	60.00 - 80.00	80.00 - 100.00	60.00 - 80.00	60.00 - 80.00	2800.00 - 3000.00	100.00 - 120.00
Ampara	-	-			160.00 - 180.00	-	-	-	-	50.00 - 50.00	2500.00 - 2500.00	140.00 - 150.00
Dehiattakandiya	-	-			180.00 - 200.00	-	-	50.00 - 80.00	70.00 - 150.00	40.00 - 50.00	2800.00 - 3000.00	120.00 - 150.00
Nuwareliya	45.00 - 55.00	24.00 - 28.00			130.00 - 150.00	30.00 - 40.00	100.00 - 120.00	80.00 - 100.00	60.00 - 80.00	70.00 - 75.00	3000.00 - 3200.00	130.00 - 150.00
Kandy	50.00 - 60.00	25.00 - 30.00			180.00 - 220.00	28.00 - 30.00	60.00 - 100.00	70.00 - 80.00	60.00 - 80.00	50.00 - 60.00	2200.00 - 2800.00	130.00 - 140.00
Puttalam	-	-			100.00 - 140.00	-	-	50.00 - 55.00	70.00 - 85.00	-	-	90.00 - 120.00
Hambantota	-	-			110.00 - 130.00	-	40.00 - 60.00	80.00 - 100.00	60.00 - 80.00	30.00 - 50.00	2500.00 - 2500.00	100.00 - 110.00
Rathnapura	50.00 - 80.00	-			150.00 - 160.00	-	50.00 - 60.00	80.00 - 100.00	-	50.00 - 60.00	2000.00 - 2250.00	-
Matara	-	-			120.00 - 130.00	27.00 - 30.00	75.00 - 85.00	80.00 - 100.00	65.00 - 75.00	35.00 - 50.00	2500.00 - 2500.00	110.00 - 120.00
Galle	80.00 - 90.00	35.00 - 40.00			160.00 - 200.00	35.00 - 40.00	80.00 - 90.00	100.00 - 110.00	100.00 - 120.00	60.00 - 80.00	2500.00 - 3000.00	110.00 - 120.00
Tissamaharama	-	25.00 - 30.00			100.00 - 120.00	30.00 - 35.00	60.00 - 70.00	60.00 - 70.00	80.00 - 100.00	25.00 - 30.00	2700.00 - 2750.00	90.00 - 100.00
Meegoda (DEC)	-	-			150.00 - 160.00	30.00 - 40.00	80.00 - 90.00	140.00 - 150.00	50.00 - 60.00	40.00 - 50.00	2500.00 - 2600.00	120.00 - 150.00
Embilipitiya	40.00 - 60.00	20.00 - 30.00			140.00 - 160.00	30.00 - 60.00	80.00 - 100.00	60.00 - 100.00	100.00 - 120.00	25.00 - 35.00	2250.00 - 2500.00	100.00 - 120.00
Jaffna	40.00 - 80.00	-			150.00 - 200.00	-	80.00 - 100.00	55.00 - 70.00	-	-	2800.00 - 3200.00	120.00 - 150.00
Vavuniya	-	-			100.00 - 140.00	35.00 - 40.00	95.00 - 120.00	100.00 - 120.00	90.00 - 100.00	-	2800.00 - 3200.00	120.00 - 150.00
Mannar	50.00 - 70.00	-			120.00 - 150.00	25.00 - 30.00	-	100.00 - 120.00	80.00 - 100.00	-	2800.00 - 3250.00	140.00 - 160.00
Killinochchi	-	-			100.00 - 120.00	40.00 - 50.00	90.00 - 110.00	-	-	-	2800.00 - 3000.00	150.00 - 160.00
Mullaittivu	-	-			100.00 - 150.00	40.00 - 50.00	-	-	-	-	-	150.00 - 160.00
Batticaloa	-	-			180.00 - 200.00	38.00 - 40.00	100.00 - 100.00	100.00 - 120.00	100.00 - 110.00	-	2400.00 - 2500.00	150.00 - 150.00
Trincomalee	55.00 - 60.00	19.00 - 23.00			150.00 - 160.00	61.00 - 62.00	76.00 - 80.00	-	130.00 - 135.00	50.00 - 53.00	2785.00 - 2800.00	125.00 - 130.00
Veyangoda	-	-			180.00 - 250.00	35.00 - 40.00	80.00 - 120.00	130.00 - 160.00	90.00 - 130.00	50.00 - 80.00	2500.00 - 3000.00	100.00 - 120.00
Galenbindunuwewa	-	-			100.00 - 130.00	-	-	-	80.00 - 120.00	-	2500.00 - 2600.00	100.00 - 140.00
Bandarawela	50.00 - 60.00	-			140.00 - 160.00	40.00 - 50.00	-	100.00 - 120.00	60.00 - 80.00	60.00 - 80.00	2500.00 - 2600.00	120.00 - 140.00
Matale	50.00 - 60.00	40.00 - 50.00			140.00 - 180.00	50.00 - 60.00	-	90.00 - 100.00	100.00 - 120.00	30.00 - 50.00	2800.00 - 3200.00	100.00 - 120.00

Table 09: Selected Markets: Wholesale Price of Fresh Fish & Eggs (Rs/Kg & Rs/Egg)

Week 23: 02 - 08 June 2023

Locations	Sea Fish					
	Salaya	Hurulla	Balaya	Kelawalla	Thora	Paraw
Colombo	380.00 – 620.00	1100.00 – 1200.00	880.00 – 960.00	1350.00 – 1500.00	1800.00 – 2300.00	1300.00 – 1450.00
Kandy	500.00 – 530.00	950.00 – 1000.00	1250.00 – 1350.00	1700.00 – 1800.00	2200.00 – 2300.00	1450.00 – 1500.00
Kaluthara	630.00 – 650.00	-	1100.00 – 1200.00	1400.00 – 1500.00	-	1400.00 – 1460.00
Puttalam	500.00 – 700.00	900.00 – 1050.00	1000.00 – 1200.00	1500.00 – 1620.00	-	1350.00 – 1780.00
Matara	430.00 – 500.00	-	1000.00 – 1200.00	1800.00 – 1900.00	-	-
Hambantota	350.00 – 400.00	-	900.00 – 1100.00	-	-	-
Galle	-	-	1000.00 – 1200.00	1500.00 – 1600.00	1800.00 – 2000.00	-
Batticaloa	500.00 – 600.00	-	1350.00 – 1400.00	1600.00 – 1750.00	1900.00 – 2100.00	1500.00 – 1650.00
Trincomalee	470.00 – 485.00	850.00 – 875.00	950.00 – 975.00	-	1500.00 – 1525.00	1275.00 – 1335.00
Mannar	380.00 – 400.00	700.00 – 750.00	800.00 – 900.00	-	-	1300.00 – 1350.00

Locations	Sea Fish				Eggs	
	Mora	Shrimps	Thalpath	Teppeli	Brown	White
Colombo	880.00 – 1250.00	1550.00 – 1700.00	1650.00 – 2300.00	-	48.00 – 48.00	47.00 – 51.00
Kandy	-	1500.00 – 1600.00	2100.00 – 2200.00	-	-	49.00 – 50.00
Kaluthara	-	1600.00 – 1700.00	2300.00 – 2400.00	-	-	-
Puttalam	1600.00 – 1800.00	1000.00 – 1400.00	2350.00 – 2650.00	-	45.00 – 50.00	44.00 – 49.00
Matara	-	-	1850.00 – 1900.00	-	-	-
Hambantota	-	-	-	-	-	-
Galle	-	-	2000.00 – 2200.00	-	50.00 – 52.00	48.00 – 50.00
Batticaloa	1200.00 – 1350.00	1400.00 – 1500.00	2100.00 – 2200.00	-	52.00 – 53.00	52.00 – 52.00
Trincomalee	1925.00 – 1950.00	1790.00 – 1800.00	-	-	42.00 – 45.00	40.00 – 42.00
Mannar	1200.00 – 1300.00	800.00 – 900.00	-	-	-	51.00 – 53.00

Table 10: Selected Markets: Wholesale Price of Dried Fish (Rs/50Kg)

Week 23: 02 - 08 June 2023

Locations	Local Dried Fish					
	Sprats	Kattawa	Thora	Mora	Balaya	Anguluwa
Colombo	68000 – 87500	-	-	85000 – 92500	62000 – 72500	-
Kandy	65000 – 70000	-	-	87500 – 90000	60000 – 65000	-
Batticaloa	50000 – 55000	110000 – 120000	-	95000 – 100000	40000 – 45000	-
Trincomalee	44400 – 45000	-	-	-	69750 – 71000	60000 – 60750
Mannar	47500 – 50000	105000 – 110000	-	60000 – 65000	47500 – 50000	40000 – 42500

Locations	Local Dried Fish			Imported Dried Fish		
	Maduwa	Koduwa	Salaya	Sprats	Kattawa	Thora
Colombo	65000 – 70000	-	32500 – 40000	32500 – 45000	80000 – 85000	-
Kandy	68000 – 70000	-	38000 – 39000	40000 – 45000	84000 – 85000	-
Batticaloa	65000 – 70000	-	40000 – 45000	45000 – 50000	-	-
Trincomalee	62750 – 65000	-	43750 – 44250	38750 – 39400	82250 – 83250	-
Mannar	50000 – 55000	65000 – 70000	39000 – 41000	50000 – 52500	-	-

Locations	Imported Dried Fish					
	Mora	Balaya	Anguluwa	Maduwa	Koduwa	Salaya
Colombo	-	-	79000 – 86000	-	-	-
Kandy	-	-	-	-	-	-
Batticaloa	-	-	-	-	-	-
Trincomalee	96500 – 97500	65750 – 68750	-	-	-	-
Mannar	-	-	-	-	-	-

Table 11: Selected Markets: Retail Price of Fresh Fish & Eggs (Rs/Kg & Rs/Eggs)

Week 23: 02 - 08 June 2023

LOCATIONS	Sea Fish										Eggs								
	Salaya		Hurulla		Balaya		Kelawalla		Thora		Paraw		Mora		Thalapath		Brown		White
Colombo	720.00 - 900.00	1200.00 - 1300.00	1180.00 - 2000.00	1700.00 - 3600.00	2760.00 - 4000.00	1700.00 - 3000.00	1800.00 - 2400.00	2400.00 - 3600.00	48.50 - 50.00	47.50 - 55.00									
Gampaha	800.00 - 800.00	-	-	1800.00 - 1800.00	-	-	-	2900.00 - 2900.00	-	-	-	-	-	-	-	-	-	-	-
Kurunegala	500.00 - 600.00	1100.00 - 1200.00	1600.00 - 1600.00	2200.00 - 2200.00	-	1700.00 - 1800.00	1800.00 - 1800.00	2500.00 - 2600.00	50.00 - 50.00	45.00 - 45.00									
Nikaweratiya	800.00 - 900.00	1200.00 - 1300.00	1300.00 - 1500.00	2200.00 - 2400.00	-	-	-	-	46.00 - 46.00	44.00 - 50.00									
Dambulla	600.00 - 650.00	1200.00 - 1300.00	1200.00 - 1400.00	2200.00 - 2400.00	2800.00 - 3000.00	2000.00 - 2200.00	1800.00 - 2000.00	2400.00 - 2600.00	52.00 - 53.00	50.00 - 51.00									
Anuradhapura	600.00 - 650.00	1200.00 - 1300.00	1300.00 - 1400.00	2200.00 - 2400.00	-	-	-	2400.00 - 2600.00	-	52.00 - 54.00									
Thambuththegama	600.00 - 650.00	1100.00 - 1200.00	1300.00 - 1400.00	2800.00 - 3000.00	-	-	-	-	53.00 - 53.00	51.00 - 55.00									
Polonnaruwa	600.00 - 700.00	1150.00 - 1200.00	1800.00 - 1800.00	2300.00 - 2400.00	2600.00 - 2600.00	1550.00 - 1600.00	1800.00 - 1800.00	2400.00 - 2400.00	-	55.00 - 60.00									
Kaluthara	750.00 - 780.00	-	1800.00 - 1900.00	2000.00 - 2100.00	-	2400.00 - 2500.00	-	3000.00 - 3100.00	-	48.00 - 50.00									
Badulla	-	-	1500.00 - 1600.00	2000.00 - 2200.00	-	1700.00 - 1800.00	1700.00 - 1800.00	2500.00 - 2700.00	-	55.00 - 55.00									
Keppetipola	660.00 - 680.00	1000.00 - 1100.00	1400.00 - 1500.00	2300.00 - 2400.00	-	1900.00 - 2000.00	1800.00 - 1900.00	2500.00 - 2600.00	52.00 - 53.00	51.00 - 52.00									
Moneragala	700.00 - 750.00	1200.00 - 1300.00	1300.00 - 1300.00	3000.00 - 3100.00	-	-	-	3100.00 - 3200.00	-	52.00 - 55.00									
Kegalle	750.00 - 900.00	1350.00 - 1400.00	1950.00 - 2000.00	2000.00 - 2200.00	3300.00 - 3400.00	-	1800.00 - 1900.00	2600.00 - 2700.00	58.00 - 59.00	53.00 - 55.00									
Ampara	-	-	2000.00 - 2000.00	3000.00 - 3000.00	-	-	-	2800.00 - 2800.00	53.00 - 53.00	54.00 - 55.00									
Dehiattakandiya	-	-	1800.00 - 1900.00	-	-	1900.00 - 2000.00	-	2400.00 - 2400.00	50.00 - 55.00	50.00 - 55.00									
Nuwaraeliya	680.00 - 700.00	1000.00 - 1100.00	1400.00 - 1500.00	2200.00 - 2300.00	-	2200.00 - 2300.00	1800.00 - 1900.00	2600.00 - 2700.00	52.00 - 54.00	51.00 - 53.00									
Kandy	800.00 - 840.00	1200.00 - 1260.00	1550.00 - 1600.00	2500.00 - 2600.00	3250.00 - 3400.00	1800.00 - 1900.00	-	2800.00 - 2900.00	-	53.00 - 54.00									
Puttalam	650.00 - 800.00	1000.00 - 1200.00	1200.00 - 1400.00	1650.00 - 1800.00	-	1500.00 - 2000.00	1750.00 - 2000.00	2500.00 - 2800.00	47.00 - 52.00	46.00 - 51.00									
Hambantota	600.00 - 700.00	-	1500.00 - 1700.00	2400.00 - 2500.00	-	-	-	-	-	52.00 - 53.00									
Rathnapura	700.00 - 800.00	-	1500.00 - 1600.00	2700.00 - 2800.00	3000.00 - 3200.00	1700.00 - 1800.00	1700.00 - 1800.00	2900.00 - 3000.00	-	55.00 - 56.00									
Matara	630.00 - 700.00	-	1600.00 - 1700.00	2400.00 - 2450.00	-	-	-	2400.00 - 2500.00	55.00 - 56.00	51.00 - 53.00									
Galle	600.00 - 700.00	-	1300.00 - 1400.00	2600.00 - 2800.00	2600.00 - 2800.00	-	1600.00 - 1800.00	2800.00 - 2900.00	50.00 - 52.00	50.00 - 51.00									
Tissamaharama	600.00 - 650.00	850.00 - 900.00	1300.00 - 1400.00	-	-	1700.00 - 1700.00	-	2000.00 - 2000.00	-	50.00 - 52.00									
Meegoda	900.00 - 900.00	-	-	-	-	1600.00 - 1600.00	-	-	-	51.00 - 53.00									
Embilipitiya	600.00 - 700.00	950.00 - 1000.00	1800.00 - 2000.00	2800.00 - 3000.00	-	-	1800.00 - 2000.00	2800.00 - 3000.00	54.00 - 55.00	44.00 - 55.00									
Jaffna	400.00 - 450.00	800.00 - 820.00	1000.00 - 1100.00	1800.00 - 2000.00	-	1200.00 - 1400.00	1300.00 - 1500.00	-	51.00 - 52.00	49.00 - 50.00									
Vavuniya	600.00 - 680.00	1200.00 - 1300.00	1400.00 - 1580.00	2400.00 - 2600.00	3000.00 - 3250.00	2400.00 - 2580.00	-	2000.00 - 2150.00	52.00 - 55.00	50.00 - 52.00									
Mannar	450.00 - 500.00	800.00 - 900.00	1000.00 - 1100.00	-	-	1400.00 - 1600.00	1500.00 - 1800.00	-	-	54.00 - 56.00									
Killinochchi	600.00 - 650.00	700.00 - 750.00	1400.00 - 1500.00	-	-	1800.00 - 1900.00	2400.00 - 2500.00	-	-	52.00 - 53.00									
Mullaittivu	600.00 - 700.00	1000.00 - 1200.00	1200.00 - 1400.00	-	-	1600.00 - 1800.00	1600.00 - 1800.00	-	-	50.00 - 52.00									
Batticaloa	700.00 - 800.00	-	1800.00 - 2000.00	2400.00 - 2600.00	2600.00 - 2800.00	2200.00 - 2400.00	2000.00 - 2200.00	2600.00 - 2800.00	54.00 - 55.00	54.00 - 54.00									
Trincomalee	500.00 - 550.00	900.00 - 950.00	1000.00 - 1100.00	-	-	1350.00 - 1450.00	-	-	52.00 - 53.00	50.00 - 51.00									
Veyangoda	800.00 - 800.00	-	2000.00 - 2000.00	2400.00 - 2400.00	2800.00 - 2800.00	-	-	2800.00 - 2800.00	-	44.00 - 55.00									
Galenbindunuwewa	600.00 - 600.00	1100.00 - 1100.00	1200.00 - 1200.00	2400.00 - 2400.00	2800.00 - 2800.00	2000.00 - 2000.00	2000.00 - 2000.00	2400.00 - 2400.00	-	52.00 - 55.00									
Bandarawela	600.00 - 650.00	1000.00 - 1100.00	1400.00 - 1500.00	2000.00 - 2200.00	-	1500.00 - 1600.00	1700.00 - 1800.00	2400.00 - 2500.00	-	52.00 - 55.00									
Matale	800.00 - 900.00	1200.00 - 1400.00	1400.00 - 1500.00	2500.00 - 2600.00	2800.00 - 2900.00	2200.00 - 2400.00	1800.00 - 1900.00	2600.00 - 2700.00	52.00 - 53.00	50.00 - 52.00									

Table 12: Selected Markets: Retail Price of Dried Fish (Rs/Kg)

Week 23: 02 - 08 June 2023

LOCATIONS	Dried Fish													
	Sprats-Imported		Kattawa		Thora		Mora		Balaya		Anguluwa		Salaya	
Colombo	1000.00	1400.00	2000.00	2800.00	3000.00	3500.00	2000.00	2500.00	1500.00	1800.00	2100.00	2500.00	900.00	1300.00
Gampaha	1000.00	1400.00	2600.00	2700.00	3800.00	3800.00	2800.00	2800.00	1800.00	1800.00	2000.00	2000.00	1000.00	1200.00
Kurunegala	1000.00	1150.00	2000.00	2200.00	-	-	2200.00	2400.00	1400.00	1500.00	1800.00	2000.00	1000.00	1200.00
Nikaweratiya	1000.00	1200.00	2400.00	2400.00	-	-	2200.00	2400.00	1400.00	1600.00	2200.00	2200.00	1200.00	1200.00
Dambulla	1000.00	1100.00	2400.00	2500.00	-	-	2300.00	2500.00	1500.00	1600.00	2200.00	2400.00	-	-
Anuradhapura	1000.00	1400.00	2400.00	2800.00	-	-	2400.00	2800.00	1600.00	2000.00	2000.00	2400.00	1000.00	1200.00
Thambuththegama	1200.00	1300.00	1850.00	2000.00	-	-	1600.00	1800.00	1900.00	2000.00	-	-	900.00	1000.00
Polonnaruwa	1100.00	1200.00	2000.00	2200.00	-	-	2200.00	2300.00	1300.00	1300.00	-	-	1100.00	1200.00
Kaluthara	1100.00	1200.00	2400.00	2500.00	-	-	2300.00	2400.00	1650.00	1700.00	2400.00	2500.00	1100.00	1200.00
Badulla	1000.00	1200.00	2400.00	2500.00	-	-	2200.00	2300.00	1400.00	1500.00	-	-	1100.00	1200.00
Keppetipola	1000.00	1250.00	2450.00	2500.00	-	-	2260.00	3000.00	1300.00	1400.00	2200.00	2250.00	1250.00	1300.00
Moneragala	1000.00	1400.00	2000.00	2400.00	-	-	2200.00	2400.00	1600.00	1800.00	1800.00	2400.00	1100.00	1200.00
Kegalle	1000.00	1000.00	2100.00	2350.00	-	-	2000.00	2200.00	1200.00	1250.00	-	-	-	-
Ampara	1000.00	1000.00	2000.00	2800.00	-	-	1800.00	2150.00	1300.00	1450.00	1600.00	1650.00	900.00	900.00
Dehiattakandiya	1000.00	1200.00	2600.00	2600.00	-	-	2000.00	2000.00	1600.00	1800.00	2200.00	2200.00	1400.00	1400.00
Nuwaraeliya	1100.00	1300.00	2400.00	2500.00	-	-	2400.00	2500.00	1300.00	1400.00	2360.00	2400.00	1260.00	1300.00
Kandy	1100.00	1400.00	2700.00	2800.00	3200.00	3300.00	2200.00	2400.00	1500.00	1800.00	2500.00	2600.00	1200.00	1250.00
Puttalam	1000.00	1100.00	1800.00	2200.00	-	-	2000.00	2250.00	1300.00	1600.00	1200.00	1400.00	1000.00	1200.00
Hambantota	1150.00	1200.00	2100.00	2300.00	-	-	-	-	1400.00	1700.00	2000.00	2200.00	-	-
Rathnapura	1000.00	1060.00	2300.00	2400.00	-	-	2100.00	2200.00	1400.00	1480.00	2120.00	2200.00	960.00	1040.00
Matara	1150.00	1250.00	2200.00	2250.00	-	-	-	-	1400.00	1700.00	2000.00	2200.00	-	-
Galle	1200.00	1400.00	2400.00	2600.00	2400.00	2600.00	2200.00	2400.00	1600.00	1600.00	2200.00	2400.00	1100.00	1200.00
Tissamaharama	1000.00	1200.00	-	-	-	-	-	-	1400.00	1500.00	-	-	-	-
Meegoda	1000.00	1100.00	2150.00	2500.00	-	-	-	-	1600.00	1700.00	-	-	800.00	900.00
Embilipitiya	1200.00	1400.00	2300.00	2400.00	2300.00	2400.00	2200.00	2400.00	1700.00	1850.00	2250.00	2450.00	1400.00	1400.00
Jaffna	1100.00	1200.00	2500.00	2800.00	-	-	-	-	-	-	-	-	-	-
Vavuniya	1000.00	1000.00	-	-	-	-	2200.00	2300.00	1600.00	1750.00	1800.00	2200.00	800.00	890.00
Mannar	1200.00	1300.00	2300.00	2400.00	-	-	1400.00	1600.00	1100.00	1200.00	900.00	1000.00	850.00	950.00
Killinochchi	1000.00	1200.00	2400.00	2500.00	-	-	2600.00	2700.00	1200.00	1300.00	1300.00	1400.00	1000.00	1200.00
Mullaittivu	1300.00	1400.00	2200.00	2400.00	-	-	2200.00	2400.00	1100.00	1200.00	1000.00	1200.00	800.00	900.00
Batticaloa	1200.00	1300.00	2400.00	2500.00	-	-	2000.00	2200.00	1000.00	1100.00	-	-	1000.00	1100.00
Trincomalee	1000.00	1100.00	1700.00	1725.00	-	-	1980.00	2100.00	1450.00	1500.00	1300.00	1350.00	900.00	950.00
Veyangoda	1000.00	1200.00	2000.00	2300.00	-	-	2200.00	2400.00	1400.00	1600.00	2000.00	2200.00	1000.00	1200.00
Galenbindunuwewa	1000.00	1200.00	2400.00	2600.00	-	-	2000.00	2400.00	1800.00	1800.00	2200.00	2400.00	1000.00	1200.00
Bandarawela	1000.00	1200.00	2200.00	2400.00	-	-	2000.00	2200.00	1500.00	1600.00	-	-	1000.00	1200.00
Matale	1200.00	1300.00	2500.00	2600.00	3600.00	3700.00	2200.00	2300.00	1500.00	1550.00	2600.00	2800.00	900.00	1000.00

Table 13: Selected Markets: Retail Price of Meat (Rs/Kg)

Week 23: 02 - 08 June 2023

LOCATIONS	Meat	Meat (Chicken)		Meat	
	Beef	Broiler	Curry	Mutton	Pork
Colombo	2200.00 - 2500.00	1540.00 - 1620.00	1300.00 - 1750.00	2800.00 - 3300.00	1400.00 - 2000.00
Gampaha	2200.00 - 2200.00	1580.00 - 1600.00	1600.00 - 1600.00	3000.00 - 3000.00	1600.00 - 1600.00
Kurunegala	1900.00 - 1900.00	1500.00 - 1560.00	-	2700.00 - 2700.00	1500.00 - 1600.00
Nikaweratiya	2000.00 - 2200.00	1550.00 - 1600.00	-	-	-
Dambulla	-	1600.00 - 1650.00	-	-	1700.00 - 1800.00
Anuradhapura	2000.00 - 2000.00	1550.00 - 1600.00	-	3200.00 - 3400.00	1500.00 - 1600.00
Thambuththegama	2000.00 - 2300.00	1250.00 - 1480.00	-	-	1450.00 - 1700.00
Polonnaruwa	-	1480.00 - 1500.00	1550.00 - 1600.00	-	1800.00 - 1800.00
Kaluthara	2400.00 - 2500.00	1620.00 - 1640.00	1500.00 - 1580.00	-	-
Badulla	1800.00 - 2000.00	1600.00 - 1680.00	-	2600.00 - 2800.00	-
Keppetipola	2000.00 - 2100.00	1480.00 - 1550.00	1560.00 - 1650.00	2900.00 - 3000.00	-
Moneragala	2000.00 - 2000.00	1600.00 - 1650.00	-	2800.00 - 2800.00	1600.00 - 1650.00
Kegalle	2100.00 - 2200.00	1350.00 - 1600.00	-	2750.00 - 2800.00	1750.00 - 1850.00
Ampara	2000.00 - 2000.00	1200.00 - 1250.00	1300.00 - 1700.00	-	1500.00 - 1700.00
Dehiattakandiya	2100.00 - 2100.00	1350.00 - 1550.00	-	-	1380.00 - 1600.00
Nuwaraeliya	2000.00 - 2200.00	1400.00 - 1480.00	1500.00 - 1580.00	3000.00 - 3200.00	1900.00 - 1900.00
Kandy	2100.00 - 2200.00	1460.00 - 1480.00	1550.00 - 1580.00	2900.00 - 3000.00	1650.00 - 1700.00
Puttalam	2000.00 - 2200.00	1250.00 - 1450.00	-	3000.00 - 3200.00	-
Hambantota	-	1600.00 - 1640.00	-	-	-
Rathnapura	2200.00 - 2200.00	1450.00 - 1600.00	1600.00 - 1650.00	3000.00 - 3200.00	1560.00 - 1600.00
Matara	-	1560.00 - 1580.00	-	-	-
Galle	2200.00 - 2200.00	1550.00 - 1600.00	1600.00 - 1600.00	3200.00 - 3400.00	-
Tissamaharama	-	1550.00 - 1650.00	-	2800.00 - 2800.00	1800.00 - 1850.00
Meegoda	-	1495.00 - 1580.00	1580.00 - 1640.00	-	1500.00 - 1550.00
Embilipitiya	2000.00 - 2100.00	1250.00 - 1450.00	1300.00 - 1350.00	2800.00 - 2900.00	1600.00 - 1800.00
Jaffna	1700.00 - 2000.00	1500.00 - 1600.00	1700.00 - 1800.00	3200.00 - 3200.00	-
Vavuniya	2000.00 - 2200.00	1680.00 - 1750.00	-	3000.00 - 3200.00	-
Mannar	1700.00 - 1800.00	1700.00 - 1800.00	2100.00 - 2300.00	-	-
Killinochchi	1900.00 - 1950.00	1750.00 - 1800.00	1800.00 - 1850.00	3000.00 - 3200.00	-
Mullaittivu	1700.00 - 1800.00	1900.00 - 2000.00	-	-	-
Batticaloa	1700.00 - 1800.00	1800.00 - 1900.00	1800.00 - 1900.00	-	-
Trincomalee	1800.00 - 1900.00	1520.00 - 1575.00	1825.00 - 1875.00	-	-
Veyangoda	2200.00 - 2200.00	1490.00 - 1490.00	-	2900.00 - 2900.00	1450.00 - 1500.00
Galenbindunuwewa	1900.00 - 2000.00	1490.00 - 1490.00	-	-	-
Bandarawela	2000.00 - 2200.00	1600.00 - 1650.00	-	3000.00 - 3200.00	-
Matale	1900.00 - 2000.00	1630.00 - 1660.00	-	2700.00 - 2800.00	1600.00 - 1700.00

Table 14: Colombo: Wholesale Prices (Rs/Kg or Rs/Pieces)

Week 23: 02 - 08 June 2023

COMMODITY	Range	Average Price			Change Compared to		COMMODITY	Range	Average Price			Change Compared to	
		This Week	Last Week	Last Year	Last Week (%)	Last Year (%)			This Week	Last Week	Last Year	Last Week (%)	Last Year (%)
Rice							Coconut						
Local							Fruits (Rs/Fruit)						
Samba 1	205.00 - 210.00	209.50	210.50	225.50	-0.48	-7.10	Large	95.00 - 110.00	99.38	96.43	76.70	3.06	29.56
Samba 2	195.00 - 205.00	199.00	202.50	221.00	-1.73	-9.95	Small	80.00 - 85.00	82.50	81.43	67.90	1.32	21.50
Keeri Samba	255.00 - 260.00	259.00	259.78	255.50	-0.30	1.37	Plantain						
Nadu 1	180.00 - 185.00	183.00	183.50	221.80	-0.27	-17.49	Ambul (Rs/Kg)	100.00 - 150.00	123.85	83.57	57.50	48.19	115.38
Nadu 2	175.00 - 180.00	177.50	177.89	215.80	-0.22	-17.75	Kolikuttu (Rs/Kg)	250.00 - 400.00	326.67	272.50	162.50	19.88	101.03
Raw (Red)	140.00 - 155.00	146.00	147.50	214.00	-1.02	-31.78	Seeni (Rs/Kg)	100.00 - 140.00	123.33	94.62	70.00	30.35	76.19
Raw (White)	160.00 - 170.00	164.00	165.80	216.00	-1.09	-24.07	Anamalu	18.00 - 25.00	21.83	17.25	11.50	26.57	89.86
Imported							Mango						
Samba	200.00 - 215.00	208.89	209.38	212.00	-0.23	-1.47	Ambun	24.00 - 32.00	27.58	24.83	14.50	11.07	90.23
Nadu				209.50			Papaw(Rs/Kg)	70.00 - 140.00	101.43	99.29	106.43	2.16	-4.70
Raw (Red)							Passion Fruit	25.00 - 30.00	27.83	25.83	20.50	7.74	35.77
Raw (White)	175.00 - 185.00	182.60	182.00	188.90	0.33	-3.34	Pineapple Large	580.00 - 670.00	617.27	670.00	165.45	-7.87	273.08
Dried Chillies							Pineapple Medium						
Imported	900.00 - 1000.00	934.00	971.00	1760.00	-3.81	-46.93	Pineapple Small	490.00 - 560.00	523.00	578.75	134.55	-9.63	288.72
Onion							Mango						
Sinnan							Betti	20.00 - 24.00	22.40	21.00	16.33	6.67	37.14
Vedalan							Karthakolomban	50.00 - 90.00	65.00	68.71	47.50	-5.41	36.84
Imported	350.00 - 400.00	379.00	244.00	417.00	55.33	-9.11	Vilad	35.00 - 45.00	39.55	39.10	20.82	1.14	89.96
Big Onion							Kohu						
Imported	60.00 - 100.00	84.30	89.70	184.50	-6.02	-54.31				11.82			
Local							Other						
Potato							Wood Apple						
Welimada								80.00 - 100.00	89.17	77.27	41.17	15.39	116.60
N'Eliya	270.00 - 280.00	275.00	260.00	290.00	5.77	-5.17	Orange	80.00 - 100.00	90.00	69.44	33.33	29.60	170.00
Imported	145.00 - 160.00	152.80	161.50	188.00	-5.39	-18.72	Avocado	50.00 - 90.00	72.86	79.23	50.00	-8.04	45.71
Pulses							Slime Apple						
Green Gram	1050.00 - 1250.00	1165.00	1361.00	826.00	-14.40	41.04		18.00 - 22.00	20.00	20.80	21.17	-3.85	-5.51
Cowpea (White)	600.00 - 700.00	657.00	716.50	594.50	-8.30	10.51	Grapes (Imp., Rs/Kg)	1400.00 - 1800.00	1600.00	1950.00		-17.95	
Cowpea (Red)	650.00 - 800.00	727.00	731.11	492.00	-0.56	47.76	King Coconut	100.00 - 130.00	117.50	107.00	103.33	9.81	13.71
Red Dhal	255.00 - 280.00	265.50	284.30	598.50	-6.61	-55.64	Sea Fish						
Vegetable							Salaya						
Beans (Butter)								380.00 - 620.00	513.00	424.00	597.78	20.99	-14.18
Beans(Green)	300.00 - 450.00	370.00	340.00	596.00	8.82	-37.92	Hurulla	1100.00 - 1200.00	1155.00	811.00	922.50	42.42	25.20
Carrot	300.00 - 320.00	310.00	302.00	288.00	2.65	7.64	Balaya	880.00 - 960.00	918.00	1203.00	1158.75	-23.69	-20.78
Leeks	280.00 - 320.00	302.00	290.00	190.00	4.14	58.95	Kelawalla	1350.00 - 1500.00	1463.00	1633.00	1375.00	-10.41	6.40
Beetroot	280.00 - 450.00	356.67	349.09	315.00	2.17	13.23	Thora	1800.00 - 2300.00	2025.00	2000.00	2256.25	1.25	-10.25
Knolkhol	220.00 - 250.00	237.00	253.00	242.00	-6.32	-2.07	Paraw	1300.00 - 1450.00	1363.00	1424.00	1500.00	-4.28	-9.13
Raddish	120.00 - 160.00	143.00	162.00	157.00	-11.73	-8.92	Mora	880.00 - 1250.00	1043.33	930.00		12.19	
Cabbage	250.00 - 300.00	282.00	313.00	258.00	-9.90	9.30	Shrimps	1550.00 - 1700.00	1632.00	1541.00	1130.00	5.91	44.42
Tomato	200.00 - 300.00	250.00	263.00	610.00	-4.94	-59.02	Thalapath	1650.00 - 2300.00	1883.33	1903.00	1750.00	-1.03	7.62
Ladies Fingers	80.00 - 140.00	111.00	151.00	254.00	-26.49	-56.30	Eggs						
Brinjal	150.00 - 350.00	252.00	397.00	316.00	-36.52	-20.25	Brown	48.00 - 48.00	48.00	48.00	42.25	0.00	13.61
Capsicum	350.00 - 400.00	380.00	425.00	447.00	-10.59	-14.99	White	47.00 - 51.00	49.00	48.25	40.25	1.55	21.74
Pumpkin	70.00 - 80.00	75.00	67.00	114.00	11.94	-34.21	Dried Fish						
Cucumber	60.00 - 80.00	70.00	69.00	117.00	1.45	-40.17	Sprats	1360.00 - 1750.00	1546.00	1317.00	2008.33	17.39	-23.02
Bitter Gourd	450.00 - 500.00	474.00	450.00	502.00	5.33	-5.58	Sprats (Imported)	650.00 - 900.00	785.83	875.83	1423.33	-10.28	-44.79
Snake Gourd	280.00 - 320.00	302.00	296.00	312.00	2.03	-3.21	Kattawa	-	-	-	-	-	-
Drumstick	400.00 - 800.00	603.85	600.00		0.64		Kattawa (Imported)	1600.00 - 1700.00	1657.00	1641.00	2183.75	0.98	-24.12
Luffa	180.00 - 320.00	250.00	280.00	275.00	-10.71	-9.09	Thora	-	-	-	-	-	-
Long Beans	200.00 - 300.00	250.00	229.00	212.00	9.17	17.92	Thora (Imported)	-	-	-	-	-	-
Ash Plantain	140.00 - 160.00	150.00	151.00	80.00	-0.66	87.50	Mora	1700.00 - 1850.00	1776.00	1699.00	2371.43	4.53	-25.11
Green Chillies	350.00 - 450.00	388.00	278.00	506.00	39.57	-23.32	Mora (Imported)	-	-	-	-	-	-
Lime	300.00 - 350.00	316.00	311.00	459.00	1.61	-31.15	Balaya	1240.00 - 1450.00	1331.00	1317.00	1893.75	1.06	-29.72
Root Crops							Balaya (Imported)						
Sweet Potato	70.00 - 130.00	100.00	92.00	96.00	8.70	4.17	Anguluwa	-	-	-	-	-	-
Manioc	150.00 - 160.00	156.00	218.00	56.00	-28.44	178.57	Anguluwa (Imported)	1580.00 - 1720.00	1636.25	1676.25	1856.00	-2.39	-11.84
Leafy Vegetable							Maduwa						
Mukunuwenna	40.00 - 50.00	45.00	45.00	39.09	0.00	15.12	Maduwa (Imported)	1300.00 - 1400.00	1372.00	1351.11		1.55	
Kankun	40.00 - 50.00	45.00	45.00	39.09	0.00	15.12	Koduwa	-	-	-	-	-	-
Gotukola (Rs/Kg)	280.00 - 300.00	290.00	287.50	177.00	0.87	63.84	Koduwa (Imported)	-	-	-	-	-	-
							Salaya	650.00 - 800.00	727.00	668.00	1276.25	8.83	-43.04
							Salaya (Imported)	-	-	-	-	-	-

This Week: Week 23: 02 - 08 June 2023
 Last Week: Week 22: 26 May - 01 June 2023

Table 15: Colombo &Suburbs: Retail Prices (Rs/Kg or Rs/Piece)

Week 23: 02 - 08 June 2023

COMMODITY	Range	Average Price			Change Compared to		COMMODITY	Range	Average Price			Change Compared to	
		This Week	Last Week	Last Year	Last Week	Last Year (%)			This Week	Last Week	Last Year	Last Week	Last Year (%)
Rice							Coconut						
Local							Large	110.00 · 120.00	113.00	110.96	91.41	2.04	23.62
Samba 1	230.00 · 230.00	230.00	229.70	241.22	0.30	-4.65	Small	85.00 · 100.00	93.45	90.17	76.56	3.28	22.05
Samba 2	220.00 · 220.00	220.00	220.18	230.67	-0.18	-4.62							
Keeri Samba	260.00 · 280.00	276.00	275.71	271.59	0.29	1.63	Fruits (Rs/Fruit)						
Nadu 1	210.00 · 220.00	217.74	217.59	231.03	0.16	-5.75	Plantain						
Nadu 2	200.00 · 210.00	202.76	202.58	223.68	0.18	-9.35	Ambul (Rs/Kg)	140.00 · 220.00	184.23	176.47	113.24	7.76	62.69
Raw (Red)	160.00 · 190.00	172.94	174.19	231.25	-1.25	-25.21	Kolikuttu (Rs/Kg)	350.00 · 480.00	416.67	405.29	244.57	11.37	70.37
Raw (White)	180.00 · 190.00	185.74	188.28	231.76	-2.55	-19.86	Seeni (Rs/Kg)	160.00 · 220.00	197.12	189.43	130.00	7.69	51.63
Imported							Anamalu	25.00 · 38.00	32.09	25.91	19.78	6.18	62.19
Samba	220.00 · 240.00	229.06	229.53	230.86	-0.47	-0.78	Ambun	32.00 · 50.00	41.65	32.52	24.70	9.14	68.61
Nadu	-	-	-	225.00	-	-	Papaw(Rs/Kg)	120.00 · 280.00	207.14	205.00	193.67	2.14	6.96
Raw (Red)	-	-	-	-	-	-	Passion Fruit	30.00 · 60.00	49.00	39.58	32.65	9.42	50.07
Raw (White)	200.00 · 210.00	201.67	201.92	211.81	-0.26	-4.79	Pineapple Large	630.00 · 700.00	662.80	665.22	246.76	-2.42	168.60
Dried Chillies							Pineapple Medium	520.00 · 600.00	556.20	558.24	184.80	-2.04	200.97
Imported	1100.00 · 1500.00	1313.33	1332.19	2052.56	-18.85	-36.01	Pineapple Small	350.00 · 500.00	433.33	447.31	132.22	-13.97	227.73
Onion							Mango						
Sinnan	-	-	-	-	-	-	Betti	28.00 · 42.00	33.75	-	-	-	-
Vedalan	-	-	-	-	-	-	Karthakolomban	80.00 · 150.00	113.68	98.75	85.48	14.93	32.99
Imported	380.00 · 480.00	435.15	422.90	570.77	12.25	-23.76	Vilad	-	55.00	45.00	-	-	-
Big Onion							Kohu	-	-	-	-	-	-
Imported	120.00 · 140.00	128.52	127.19	238.06	1.33	-46.01	Other						
Local							Wood Apple	120.00 · 180.00	162.73	156.36	89.66	6.36	81.50
Potato							Orange	90.00 · 140.00	115.33	113.89	67.93	1.44	69.78
Welimada	-	-	-	-	-	-	Avocado	80.00 · 150.00	115.60	118.08	87.67	-2.48	31.86
N'Eliya	340.00 · 380.00	363.16	361.88	377.50	1.28	-3.80	Slime Apple	28.00 · 70.00	51.19	80.67	71.00	-29.48	-27.90
Imported	180.00 · 220.00	194.44	195.63	244.24	-1.18	-20.39	Grapes (Imp., Rs/Kg)	1800.00 · 3000.00	2656.25	2740.91	2166.67	-84.66	22.60
Pulses							King Coconut	130.00 · 160.00	148.57	146.25	110.00	2.32	35.06
Green Gram	1400.00 · 1600.00	1548.28	1578.89	1021.94	-30.61	51.50	Sea Fish						
Cowpea (White)	750.00 · 1100.00	953.48	1009.50	778.93	-56.02	22.41	Salaya	720.00 · 900.00	795.91	647.14	836.36	148.77	-4.84
Cowpea (Red)	750.00 · 1100.00	936.40	944.17	686.87	-7.77	36.33	Hurulla	1200.00 · 1300.00	1236.00	1115.24	1260.00	120.76	-1.90
Red Dhal	290.00 · 360.00	330.27	340.91	632.43	-10.64	-47.78	Balaya	1180.00 · 2000.00	1650.00	1780.00	1877.65	-130.00	-12.12
Vegetable							Kelawalla	1700.00 · 3600.00	2568.24	2536.67	2491.67	31.57	3.07
Beans (Butter)	-	-	-	-	-	-	Thora	2760.00 · 4000.00	3305.45	3163.81	3232.73	141.65	2.25
Beans(Green)	380.00 · 600.00	481.43	469.20	756.77	12.23	-36.38	Paraw	1700.00 · 3000.00	2535.00	2566.67	2592.00	-31.67	-2.20
Carrot	360.00 · 520.00	454.83	454.00	401.61	0.83	13.25	Mora	1800.00 · 2400.00	2150.00	2300.00	-	-150.00	
Leeks	320.00 · 520.00	430.74	426.40	310.33	4.34	38.80	Shrimps	1700.00 · 2200.00	1900.95	1750.00	1373.91	150.95	38.36
Beetroot	350.00 · 600.00	515.93	512.17	485.94	3.75	6.17	Thalpath	2400.00 · 3600.00	3093.64	3140.00	2413.64	-46.36	28.17
Knolkhol	280.00 · 480.00	389.26	393.33	379.60	-4.07	2.54	Eggs						
Raddish	220.00 · 320.00	264.81	266.36	287.78	-1.55	-7.98	Brown	48.50 · 50.00	49.25	49.00	43.12	0.25	14.22
Cabbage	340.00 · 480.00	422.31	428.18	417.10	-5.87	1.25	White	47.50 · 55.00	52.19	50.79	41.69	1.40	25.19
Tomato	280.00 · 480.00	381.56	386.40	902.58	-4.84	-57.73	Dried Fish						
Ladies Fingers	200.00 · 400.00	306.43	332.50	407.50	-26.07	-24.80	Sprats	1400.00 · 2600.00	2072.22	1937.50	2612.50	134.72	-20.68
Brinjal	380.00 · 560.00	471.79	560.83	465.94	-89.05	1.26	Sprats (Imported)	1000.00 · 1400.00	1227.27	1228.57	1745.45	-1.30	-29.69
Capsicum	450.00 · 840.00	632.86	661.67	683.24	-28.81	-7.37	Kattawa	2000.00 · 2800.00	2525.00	2511.54	2962.50	13.46	-14.77
Pumpkin	110.00 · 200.00	163.33	157.04	210.31	6.30	-22.34	Thora	3000.00 · 3500.00	3175.00	3080.00	-	95.00	
Cucumber	140.00 · 260.00	187.50	177.60	207.42	9.90	-9.60	Mora	2000.00 · 2500.00	2347.62	2345.83	2752.63	1.79	-14.71
Bitter Gourd	480.00 · 700.00	611.43	604.09	683.57	7.34	-10.55	Balaya	1500.00 · 1800.00	1676.47	1650.00	2240.00	26.47	-25.16
Snake Gourd	340.00 · 480.00	435.17	433.75	493.21	1.42	-11.77	Anguluwa	2100.00 · 2500.00	2375.00	2500.00	2633.33	-125.00	-9.81
Drumstick	660.00 · 1200.00	951.33	945.00	-	6.33	-	Maduwa	-	2333.33	1766.67	-	-	-
Luffa	300.00 · 560.00	411.60	454.55	429.26	-42.95	-4.11	Koduwa	-	-	-	-	-	-
Long Beans	260.00 · 480.00	399.26	396.82	426.21	2.44	-6.32	Salaya	900.00 · 1300.00	1157.14	1150.00	1562.50	7.14	-25.94
Ash Plantain	200.00 · 360.00	285.20	294.78	175.63	-9.58	62.39	Meat						
Green Chillies	400.00 · 700.00	556.30	528.08	795.31	28.22	-30.05	Beef (without Bones)	2200.00 · 2500.00	2350.00	2350.00	1858.33	0.00	26.46
Lime	400.00 · 700.00	562.69	538.80	828.13	23.89	-32.05	Chicken (Broiler)	1540.00 · 1620.00	1566.00	1575.45	1198.00	-9.45	30.72
Root Crops							Chicken (Curry)	1300.00 · 1750.00	1493.33	1497.00	1092.00	-3.67	36.75
Sweet Potato	140.00 · 240.00	213.60	209.60	191.07	4.00	11.79	Mutton	2800.00 · 3300.00	3071.43	3057.14	2377.78	14.29	29.17
Manioc	180.00 · 260.00	223.85	232.17	137.50	-8.33	62.80	Pork	1400.00 · 2000.00	1650.00	1650.00	1050.00	0.00	57.14
Leafy Vegetable													
Mukunuwenna	60.00 · 100.00	79.05	81.67	73.64	-2.62	7.35							
Kankun	60.00 · 100.00	79.05	81.67	74.09	-2.62	6.69							
Gotukola	90.00 · 100.00	95.42	123.75	80.91	-28.33	17.93							

This Week: Week 23: 02 - 08 June 2023
Last Week: Week 22: 26 May - 01 June 2023

Table 16: Farmgate/Producer Prices of Food Commodities in Selected Producing Areas (Rs/Kg)

Week 23: 02 - 08 June 2023

COMMODITY	Range	Average Price	COMMODITY	Range	Average Price	COMMODITY	Range	Average Price
<u>Paddy</u>			<u>Vegetable (Up Country)</u>			Snake Gourd		
Short Grain			Beans			Dambulla	230.00 - 260.00	244.00
A'pura	100.00 - 105.00	102.00	Dambulla	290.00 - 330.00	308.00	Hambantota	140.00 - 150.00	145.00
P'narawa	110.00 - 111.00	110.30	Welimada	210.00 - 220.00	214.00	Embilipitiya	210.00 - 230.00	220.00
Kalawewa	100.00 - 106.00	103.60	Badulla	220.00 - 240.00	230.00	Matara	-	
Kurunegala	103.00 - 105.00	104.25	Carrot			A'pura	200.00 - 240.00	216.00
Dehiattakandiya	106.00 - 107.00	106.33	N'Eliya	275.00 - 290.00	283.00	Luffa		
Nikaweratiya	100.00 - 105.00	101.67	Welimada	260.00 - 270.00	265.00	Dambulla	90.00 - 100.00	97.00
Ampara	105.00 - 105.00	105.00	Hanguranketha	215.00 - 240.00	229.00	Hambantota	150.00 - 170.00	160.00
Long Grain (White)			Leeks			Embilipitiya	180.00 - 200.00	190.00
A'pura	83.00 - 87.00	84.60	N'Eliya	245.00 - 255.00	249.00	Matara	-	
P'narawa	89.00 - 90.00	89.50	Welimada	230.00 - 240.00	236.00	A'pura	180.00 - 200.00	188.00
Kalawewa	83.00 - 87.00	84.80	Beetroot			Green Chillies		
Kurunegala	83.00 - 85.00	84.25	N'Eliya	310.00 - 320.00	316.00	Dambulla	330.00 - 360.00	344.00
Dehiattakandiya	84.00 - 87.00	85.67	Dambulla	280.00 - 300.00	290.00	Hambantota	-	
Embilipitiya	-		Kurunegala	-		Embilipitiya	390.00 - 420.00	404.00
Nikaweratiya	85.00 - 90.00	86.83	Welimada	275.00 - 285.00	279.00	Puttalam	290.00 - 400.00	344.00
Hambantota	-		Hanguranketha	260.00 - 290.00	275.00	A'pura	340.00 - 380.00	356.00
Ampara	78.00 - 78.00	78.00	Knol Khol			Pumpkin		
Long Grain (Red)			N'Eliya	225.00 - 235.00	231.00	Dambulla	57.00 - 76.00	66.80
Matara	70.00 - 75.00	72.50	Welimada	190.00 - 210.00	198.00	Hambantota	40.00 - 50.00	45.00
Hambantota	70.00 - 75.00	72.50	Hanguranketha	180.00 - 200.00	193.00	Embilipitiya	60.00 - 70.00	64.00
Embilipitiya	70.00 - 73.00	71.20	Raddish			Matara	40.00 - 50.00	45.00
Keeri Samba			N'Eliya	70.00 - 80.00	76.00	A'pura	40.00 - 50.00	44.00
A'pura	130.00 - 140.00	135.00	Welimada	40.00 - 50.00	44.00	Moneragala	50.00 - 60.00	54.00
P'narawa	142.00 - 143.50	142.70	Hambantota	100.00 - 120.00	107.50	Cucumber		
Kalawewa	130.00 - 140.00	135.00	Hanguranketha	80.00 - 100.00	89.60	A'pura	40.00 - 45.00	42.00
Kurunegala	135.00 - 135.00	135.00	Cabbage			Dambulla	38.00 - 45.00	42.00
Dehiattakandiya	136.00 - 138.50	137.50	N'Eliya	270.00 - 290.00	282.00	Hambantota	40.00 - 50.00	43.75
Red Onion			Welimada	235.00 - 245.00	241.00	Matara	40.00 - 50.00	45.00
Puttalam	-		Badulla	230.00 - 250.00	238.00	Long Beans		
Jaffna	200.00 - 250.00	226.67	Hanguranketha	220.00 - 260.00	243.00	Dambulla	140.00 - 162.50	151.00
Big Onion			Tomato			Hambantota	-	
Dambulla	-		Welimada	100.00 - 115.00	108.00	Embilipitiya	240.00 - 260.00	249.00
Kalawewa	-		Hambantota	-		Matara	210.00 - 230.00	220.00
A'pura	-		Dambulla	120.00 - 135.00	128.00	A'pura	180.00 - 200.00	188.00
Potato			Hanguranketha	140.00 - 180.00	160.00	Ash Plantain		
N'Eliya	240.00 - 248.00	245.20	Vegetable (Low Country)			Hambantota	80.00 - 90.00	84.00
Badulla	-		Ladies Fingers			Embilipitiya	100.00 - 120.00	108.00
Welimada	230.00 - 240.00	234.00	A'pura	100.00 - 110.00	106.00	Matara	90.00 - 100.00	95.00
Pulses			Dambulla	90.00 - 100.00	93.00	Lime		
Green Gram			Hambantota	100.00 - 120.00	110.00	Hambantota	-	
Hambantota	-		Embilipitiya	110.00 - 130.00	119.17	Embilipitiya	200.00 - 250.00	228.00
Moneragala	750.00 - 800.00	770.00	Matara	90.00 - 100.00	95.00	Moneragala	250.00 - 270.00	258.00
Embilipitiya	-		Brinjal			Fruits (Rs/Kg)		
Nikaweratiya	700.00 - 800.00	750.00	A'pura	240.00 - 280.00	256.00	Banana		
A'pura	800.00 - 950.00	875.00	Dambulla	182.50 - 210.00	196.50	Ambul		
Cowpea			Hambantota	-		Moneragala	50.00 - 60.00	54.00
Hambantota	-		Embilipitiya	150.00 - 170.00	162.00	Embilipitiya	30.00 - 40.00	35.00
Nikaweratiya	500.00 - 500.00	500.00	Matara	280.00 - 300.00	293.33	Hambantota	40.00 - 55.00	46.25
Moneragala	400.00 - 500.00	440.00	Welimada	215.00 - 230.00	222.00	Kolikuttu		
Embilipitiya	600.00 - 620.00	610.00	Capsicum			Moneragala	180.00 - 200.00	188.00
Maize			Badulla	-		Embilipitiya	110.00 - 130.00	118.00
A'pura	125.00 - 130.00	127.50	Welimada	320.00 - 340.00	329.00	Hambantota	-	
Kalawewa	-		Bitter Gourd			Papaw		
Gingelly			A'pura	400.00 - 420.00	408.00	Moneragala	70.00 - 80.00	74.00
A'pura	450.00 - 500.00	475.00	Dambulla	420.00 - 450.00	436.00	Embilipitiya	70.00 - 80.00	77.00
Kalawewa	-		Hambantota	-		Hambantota	40.00 - 50.00	45.00
Black Gram			Embilipitiya	400.00 - 430.00	416.00	Pineapple		
A'pura	750.00 - 800.00	775.00	Matara	320.00 - 330.00	323.33	Divulapitiya	-	
Kalawewa	-							

Annex 01 - Colombo Markets: Retail Prices of Rice and Subsidiary Food Crops (Rs/Kg)

Week 23: 02 - 08 June 2023

28

CROP	PELIYAGODA	MAHARAGAMA	KIRULAPONE	NUGEGODA	NARAHENPITA	DEMATAGODA	THOTALANGA	KADAWATHA	KIRIBATHGODA
<u>Rice</u>									
Local									
Samba 1	230.00 - 230.00	230.00 - 230.00	230.00 - 230.00	230.00 - 230.00	230.00 - 230.00	230.00 - 230.00	230.00 - 230.00	230.00 - 230.00	230.00 - 230.00
Samba 2	220.00 - 220.00	220.00 - 220.00	220.00 - 220.00	220.00 - 220.00	220.00 - 220.00	220.00 - 220.00	220.00 - 220.00	220.00 - 220.00	-
Keeri Samba	260.00 - 270.00	260.00 - 280.00	260.00 - 280.00	260.00 - 280.00	260.00 - 280.00	280.00 - 280.00	260.00 - 280.00	280.00 - 280.00	280.00 - 280.00
Nadu 1	210.00 - 220.00	220.00 - 220.00	210.00 - 220.00	210.00 - 210.00	220.00 - 220.00	220.00 - 220.00	220.00 - 220.00	220.00 - 220.00	220.00 - 220.00
Nadu 2	200.00 - 200.00	200.00 - 200.00	200.00 - 200.00	200.00 - 200.00	200.00 - 210.00	210.00 - 210.00	200.00 - 200.00	200.00 - 210.00	210.00 - 210.00
Raw (Red)	170.00 - 180.00	190.00 - 190.00	160.00 - 180.00	160.00 - 170.00	160.00 - 180.00	190.00 - 190.00	170.00 - 190.00	160.00 - 170.00	190.00 - 190.00
Raw (White)	180.00 - 190.00	190.00 - 190.00	180.00 - 190.00	180.00 - 180.00	180.00 - 190.00	190.00 - 190.00	180.00 - 190.00	180.00 - 190.00	180.00 - 190.00
Imported									
Samba	220.00 - 220.00	230.00 - 230.00	220.00 - 230.00	230.00 - 230.00	240.00 - 240.00	240.00 - 240.00	220.00 - 240.00	220.00 - 230.00	230.00 - 240.00
Nadu	-	-	-	-	-	-	-	-	-
Raw (Red)	-	-	-	-	-	-	-	-	-
Raw (White)	200.00 - 200.00	200.00 - 200.00	200.00 - 210.00	200.00 - 200.00	200.00 - 200.00	210.00 - 210.00	200.00 - 200.00	200.00 - 200.00	200.00 - 200.00
<u>Dried Chillies</u>									
Imported	1100.00 - 1200.00	1500.00 - 1500.00	1300.00 - 1500.00	1500.00 - 1500.00	1200.00 - 1500.00	1200.00 - 1400.00	1200.00 - 1500.00	1200.00 - 1300.00	1300.00 - 1300.00
<u>Red Onion</u>									
Sinnan	-	-	-	-	-	-	-	-	-
Vedalan	-	-	-	-	-	-	-	-	-
Imported	380.00 - 400.00	480.00 - 480.00	400.00 - 480.00	480.00 - 480.00	400.00 - 480.00	400.00 - 440.00	380.00 - 440.00	400.00 - 400.00	400.00 - 460.00
<u>Big Onion</u>									
Imported	120.00 - 130.00	140.00 - 140.00	130.00 - 140.00	140.00 - 140.00	130.00 - 140.00	130.00 - 130.00	120.00 - 140.00	120.00 - 140.00	120.00 - 140.00
Local	-	-	-	-	-	-	-	-	-
<u>Potato</u>									
Welimada	-	-	-	-	-	-	-	-	-
N'Eliya	340.00 - 360.00	360.00 - 380.00	340.00 - 360.00	360.00 - 360.00	360.00 - 380.00	-	-	-	360.00 - 360.00
Imported	180.00 - 200.00	200.00 - 200.00	180.00 - 200.00	200.00 - 200.00	200.00 - 220.00	200.00 - 200.00	180.00 - 220.00	200.00 - 200.00	200.00 - 210.00
<u>Pulses</u>									
Green Gram	1450.00 - 1500.00	1600.00 - 1600.00	1400.00 - 1600.00	1600.00 - 1600.00	1500.00 - 1600.00	1400.00 - 1500.00	1600.00 - 1600.00	1500.00 - 1600.00	1600.00 - 1600.00
Cowpea (White)	750.00 - 1100.00	1000.00 - 1100.00	800.00 - 950.00	1000.00 - 1100.00	900.00 - 1100.00	880.00 - 880.00	1000.00 - 1000.00	800.00 - 1000.00	1000.00 - 1000.00
Cowpea (Red)	750.00 - 1100.00	1100.00 - 1100.00	800.00 - 1000.00	1000.00 - 1100.00	900.00 - 1100.00	880.00 - 880.00	900.00 - 1000.00	900.00 - 1000.00	1000.00 - 1000.00
Red Dhal	290.00 - 320.00	340.00 - 360.00	320.00 - 360.00	340.00 - 360.00	300.00 - 360.00	300.00 - 310.00	320.00 - 350.00	300.00 - 330.00	330.00 - 360.00

Annex 02 - Colombo Markets: Retail Prices of Vegetables (Rs/Kg) and Coconut (Rs/Nut)

Week 23: 02 - 08 June 2023

29

CROP	PELIYAGODA	MAHARAGAMA	KIRULAPONE	NUGEGODA	NARAHENPITA	DEMATAGODA	THOTALANGA	KADAWATHA	KIRIBATHGODA
<i>Vegetable</i>									
Beans	380.00 - 480.00	460.00 - 480.00	400.00 - 540.00	480.00 - 600.00	420.00 - 480.00	580.00 - 600.00	400.00 - 450.00	400.00 - 520.00	500.00 - 520.00
Carrot	380.00 - 420.00	460.00 - 480.00	400.00 - 480.00	440.00 - 480.00	450.00 - 500.00	360.00 - 380.00	400.00 - 420.00	400.00 - 480.00	520.00 - 520.00
Leeks	320.00 - 380.00	520.00 - 520.00	400.00 - 480.00	460.00 - 480.00	420.00 - 500.00	400.00 - 420.00	350.00 - 400.00	400.00 - 480.00	480.00 - 480.00
Beetroot	350.00 - 450.00	600.00 - 600.00	460.00 - 540.00	540.00 - 580.00	460.00 - 520.00	380.00 - 400.00	480.00 - 600.00	560.00 - 600.00	550.00 - 600.00
Knolkhol	280.00 - 350.00	480.00 - 480.00	400.00 - 460.00	340.00 - 480.00	360.00 - 400.00	320.00 - 320.00	440.00 - 480.00	480.00 - 480.00	400.00 - 420.00
Raddish	220.00 - 280.00	320.00 - 320.00	220.00 - 280.00	300.00 - 320.00	280.00 - 320.00	240.00 - 250.00	240.00 - 320.00	240.00 - 240.00	240.00 - 250.00
Cabbage	340.00 - 380.00	400.00 - 480.00	400.00 - 460.00	460.00 - 480.00	380.00 - 480.00	400.00 - 480.00	400.00 - 480.00	480.00 - 480.00	450.00 - 480.00
Tomato	280.00 - 350.00	400.00 - 480.00	320.00 - 400.00	320.00 - 420.00	380.00 - 400.00	400.00 - 420.00	360.00 - 400.00	400.00 - 480.00	480.00 - 480.00
Ladies Fingers	200.00 - 260.00	360.00 - 400.00	260.00 - 320.00	320.00 - 400.00	240.00 - 320.00	280.00 - 320.00	280.00 - 320.00	280.00 - 320.00	280.00 - 320.00
Brinjal	380.00 - 480.00	440.00 - 480.00	400.00 - 480.00	440.00 - 560.00	400.00 - 560.00	400.00 - 560.00	450.00 - 480.00	480.00 - 540.00	500.00 - 530.00
Capsicum	460.00 - 520.00	800.00 - 840.00	600.00 - 720.00	600.00 - 700.00	600.00 - 660.00	760.00 - 800.00	450.00 - 500.00	600.00 - 800.00	570.00 - 600.00
Pumpkin	120.00 - 140.00	160.00 - 200.00	160.00 - 200.00	120.00 - 200.00	110.00 - 160.00	160.00 - 200.00	150.00 - 160.00	160.00 - 200.00	160.00 - 180.00
Cucumber	180.00 - 220.00	220.00 - 240.00	160.00 - 200.00	200.00 - 260.00	140.00 - 200.00	160.00 - 180.00	150.00 - 160.00	160.00 - 200.00	160.00 - 160.00
Bitter Gourd	480.00 - 540.00	480.00 - 600.00	600.00 - 700.00	600.00 - 680.00	580.00 - 600.00	550.00 - 580.00	600.00 - 600.00	600.00 - 700.00	650.00 - 700.00
Snake Gourd	340.00 - 400.00	460.00 - 480.00	400.00 - 480.00	360.00 - 420.00	420.00 - 480.00	380.00 - 460.00	400.00 - 450.00	400.00 - 480.00	450.00 - 480.00
Drumstick	760.00 - 900.00	800.00 - 900.00	1100.00 - 1200.00	1200.00 - 1200.00	1100.00 - 1100.00	660.00 - 660.00	700.00 - 800.00	1000.00 - 1000.00	-
Luffa	300.00 - 360.00	460.00 - 480.00	340.00 - 400.00	560.00 - 560.00	400.00 - 480.00	480.00 - 560.00	350.00 - 400.00	300.00 - 300.00	380.00 - 450.00
Long Beans	260.00 - 320.00	400.00 - 480.00	320.00 - 400.00	460.00 - 480.00	360.00 - 420.00	360.00 - 400.00	350.00 - 400.00	360.00 - 440.00	470.00 - 480.00
Ash Plantain	200.00 - 240.00	320.00 - 360.00	240.00 - 280.00	320.00 - 360.00	240.00 - 280.00	280.00 - 360.00	260.00 - 320.00	240.00 - 240.00	240.00 - 250.00
Green Chillies	400.00 - 460.00	600.00 - 680.00	540.00 - 600.00	500.00 - 600.00	400.00 - 500.00	600.00 - 640.00	600.00 - 600.00	450.00 - 600.00	680.00 - 700.00
Lime	400.00 - 480.00	600.00 - 640.00	600.00 - 700.00	600.00 - 680.00	450.00 - 500.00	600.00 - 700.00	450.00 - 500.00	450.00 - 600.00	600.00 - 600.00
<i>Root Crops</i>									
Sweet Potato	140.00 - 160.00	220.00 - 240.00	200.00 - 240.00	240.00 - 240.00	240.00 - 240.00	200.00 - 240.00	150.00 - 200.00	200.00 - 240.00	200.00 - 200.00
Manioc	180.00 - 200.00	230.00 - 260.00	180.00 - 240.00	240.00 - 260.00	200.00 - 260.00	240.00 - 260.00	180.00 - 200.00	200.00 - 220.00	230.00 - 240.00
<i>Leafy Vegetable</i>									
Mukunuwenna	60.00 - 80.00	80.00 - 80.00	70.00 - 70.00	80.00 - 80.00	70.00 - 80.00	80.00 - 80.00	80.00 - 80.00	100.00 - 100.00	80.00 - 90.00
Kankun	60.00 - 80.00	80.00 - 80.00	70.00 - 70.00	80.00 - 80.00	70.00 - 80.00	80.00 - 80.00	80.00 - 80.00	100.00 - 100.00	80.00 - 90.00
Gotukola	90.00 - 100.00	90.00 - 100.00	90.00 - 90.00	100.00 - 100.00	100.00 - 100.00	100.00 - 100.00	90.00 - 90.00	90.00 - 90.00	90.00 - 100.00
<i>Coconut</i>									
Large	110.00 - 120.00	110.00 - 110.00	110.00 - 110.00	110.00 - 120.00	110.00 - 120.00	110.00 - 110.00	120.00 - 120.00	110.00 - 120.00	110.00 - 110.00
Small	85.00 - 100.00	90.00 - 100.00	90.00 - 100.00	90.00 - 100.00	90.00 - 100.00	85.00 - 100.00	85.00 - 90.00	90.00 - 100.00	85.00 - 100.00

Annex 03 - Colombo Markets: Retail Prices of Fruits (Rs/Fruit)

Week 23: 02 - 08 June 2023

30

CROP	PELIYAGODA	MAHARAGAMA	KIRULAPONE	NUGEGODA	NARAHENPITA	DEMATAGODA	THOTALANGA	KADAWATHA	KIRIBATHGODA
<i>Plantain</i>									
Ambul (Rs/Kg)	200.00 - 220.00	150.00 - 150.00	180.00 - 220.00	180.00 - 200.00	150.00 - 200.00	150.00 - 180.00	140.00 - 140.00	180.00 - 200.00	180.00 - 200.00
Kolikuttu (Rs/Kg)	400.00 - 420.00	480.00 - 480.00	400.00 - 460.00	380.00 - 400.00	400.00 - 450.00	400.00 - 450.00	350.00 - 350.00	350.00 - 450.00	450.00 - 480.00
Seeni (Rs/Kg)	175.00 - 200.00	220.00 - 220.00	200.00 - 220.00	200.00 - 200.00	200.00 - 220.00	160.00 - 200.00	200.00 - 220.00	170.00 - 180.00	200.00 - 200.00
Anamalu	25.00 - 31.00	35.00 - 35.00	35.00 - 38.00	32.00 - 38.00	31.00 - 38.00	31.00 - 31.00	26.00 - 28.00	25.00 - 30.00	28.00 - 30.00
Ambun	33.00 - 41.00	36.00 - 36.00	46.00 - 50.00	43.00 - 50.00	41.00 - 50.00	42.00 - 42.00	33.00 - 35.00	32.00 - 38.00	35.00 - 38.00
<i>Pineapple</i>									
Large	630.00 - 700.00	650.00 - 700.00	680.00 - 700.00	680.00 - 700.00	680.00 - 700.00	650.00 - 650.00	630.00 - 650.00	650.00 - 650.00	650.00 - 680.00
Medium	550.00 - 600.00	550.00 - 600.00	550.00 - 550.00	550.00 - 600.00	550.00 - 600.00	550.00 - 550.00	520.00 - 550.00	525.00 - 550.00	550.00 - 600.00
Small	400.00 - 420.00	400.00 - 450.00	450.00 - 500.00	400.00 - 500.00	400.00 - 500.00	380.00 - 500.00	400.00 - 400.00	350.00 - 450.00	350.00 - 400.00
<i>Mango</i>									
Betti	28.00 - 35.00	-	-	-	42.00 - 42.00	-	-	-	-
Karthakolomban	115.00 - 130.00	-	130.00 - 150.00	130.00 - 150.00	-	130.00 - 130.00	80.00 - 100.00	80.00 - 100.00	100.00 - 120.00
Vilad	-	-	-	-	-	-	-	-	-
Kohu	-	-	-	-	-	-	-	-	-
<i>Other Fruits</i>									
Wood Apple	120.00 - 130.00	180.00 - 180.00	180.00 - 180.00	180.00 - 180.00	-	-	170.00 - 170.00	180.00 - 180.00	-
Orange	100.00 - 120.00	-	130.00 - 140.00	120.00 - 130.00	90.00 - 100.00	100.00 - 100.00	-	-	100.00 - 120.00
Avocado	90.00 - 120.00	150.00 - 150.00	130.00 - 150.00	120.00 - 150.00	100.00 - 120.00	80.00 - 100.00	140.00 - 150.00	80.00 - 80.00	80.00 - 100.00
Slime Apple	28.00 - 30.00	-	70.00 - 70.00	60.00 - 70.00	58.00 - 60.00	33.00 - 40.00	30.00 - 35.00	50.00 - 60.00	60.00 - 70.00
Grapes (Rs/Kg)	1800.00 - 1800.00	3000.00 - 3000.00	2800.00 - 3000.00	2800.00 - 3000.00	2700.00 - 2700.00	2500.00 - 2500.00	-	2200.00 - 3000.00	2500.00 - 2500.00
Papaw (Rs/Kg)	120.00 - 160.00	280.00 - 280.00	250.00 - 280.00	200.00 - 240.00	150.00 - 250.00	160.00 - 200.00	200.00 - 200.00	180.00 - 220.00	160.00 - 220.00
Passion	35.00 - 35.00	-	50.00 - 60.00	50.00 - 60.00	50.00 - 60.00	50.00 - 60.00	30.00 - 30.00	33.00 - 35.00	50.00 - 50.00
King Coconut	130.00 - 130.00	-	150.00 - 150.00	160.00 - 160.00	140.00 - 150.00	-	130.00 - 130.00	150.00 - 150.00	150.00 - 150.00

Annex 04 - Colombo Markets: Retail Prices of Sea Fish and Dried Fish (Rs/Kg)

Week 23: 02 - 08 June 2023

CROP	PELIYAGODA	MAHARAGAMA	KIRULAPONE	NUGEGODA	NARAHENPITA	DEMATAGODA	THOTALANGA	KADAWATHA	KIRIBATHGODA
<i>Sea Fish</i>									
Salaya	750.00 - 800.00	720.00 - 800.00	760.00 - 900.00	900.00 - 900.00	760.00 - 760.00	800.00 - 800.00	800.00 - 800.00	750.00 - 800.00	750.00 - 750.00
Hurulla	1200.00 - 1300.00	1200.00 - 1200.00	-	-	1300.00 - 1300.00	-	1200.00 - 1300.00	1200.00 - 1200.00	1200.00 - 1200.00
Balaya	1180.00 - 1200.00	1920.00 - 1920.00	-	-	-	2000.00 - 2000.00	1600.00 - 1700.00	2000.00 - 2000.00	-
Kelawalla	1700.00 - 1800.00	3000.00 - 3000.00	2200.00 - 2400.00	3200.00 - 3200.00	3600.00 - 3600.00	2000.00 - 2000.00	-	2400.00 - 2800.00	2600.00 - 2600.00
Thora	2760.00 - 2800.00	3200.00 - 3200.00	-	4000.00 - 4000.00	3800.00 - 3800.00	3200.00 - 3200.00	-	3200.00 - 3200.00	3400.00 - 3400.00
Paraw	1700.00 - 1800.00	2800.00 - 2800.00	-	3000.00 - 3000.00	3000.00 - 3000.00	2600.00 - 2600.00	2400.00 - 2600.00	2400.00 - 2800.00	2800.00 - 2800.00
Mora	1800.00 - 1800.00	2400.00 - 2400.00	-	-	-	-	2000.00 - 2000.00	-	-
Shrimps Small	2000.00 - 2200.00	1760.00 - 1800.00	1900.00 - 2200.00	1800.00 - 1800.00	2200.00 - 2200.00	1800.00 - 1800.00	1700.00 - 1800.00	1700.00 - 1800.00	2000.00 - 2000.00
Talapath	2400.00 - 2500.00	3200.00 - 3200.00	3200.00 - 3400.00	3400.00 - 3400.00	3600.00 - 3600.00	3200.00 - 3200.00	2400.00 - 2800.00	3200.00 - 3600.00	3200.00 - 3200.00
<i>Eggs (Rs/Egg)</i>									
Brown	48.50 - 50.00	-	-	-	-	-	-	-	-
White	47.50 - 48.00	53.00 - 54.00	55.00 - 55.00	54.00 - 55.00	50.00 - 50.00	53.00 - 53.00	52.00 - 52.00	53.00 - 53.00	52.00 - 52.00
<i>Dried Fish</i>									
Sprats	1400.00 - 1400.00	1800.00 - 1800.00	1600.00 - 2000.00	2200.00 - 2400.00	2400.00 - 2600.00	-	1500.00 - 1500.00	2600.00 - 2600.00	2500.00 - 2600.00
Kattawa	2000.00 - 2200.00	2600.00 - 2600.00	2400.00 - 2400.00	2500.00 - 2600.00	2400.00 - 2800.00	-	2300.00 - 2400.00	2600.00 - 2700.00	2600.00 - 2800.00
Thora	-	-	-	3500.00 - 3500.00	-	-	-	3000.00 - 3200.00	-
Mora	2000.00 - 2100.00	2400.00 - 2400.00	2400.00 - 2400.00	2400.00 - 2400.00	2400.00 - 2500.00	-	2300.00 - 2400.00	2200.00 - 2300.00	2200.00 - 2300.00
Balaya	1500.00 - 1800.00	1800.00 - 1800.00	1700.00 - 1800.00	1700.00 - 1800.00	1500.00 - 1800.00	-	1500.00 - 1500.00	1500.00 - 1600.00	1600.00 - 1700.00
Anguluwa	2100.00 - 2200.00	2500.00 - 2500.00	2400.00 - 2500.00	2400.00 - 2400.00	-	-	-	2400.00 - 2400.00	-
Salaya	-	1200.00 - 1200.00	-	900.00 - 1000.00	1300.00 - 1300.00	-	1200.00 - 1300.00	900.00 - 1000.00	1100.00 - 1200.00
<i>Meat</i>									
Beef (without Bones)	-	2400.00 - 2400.00	2500.00 - 2500.00	-	2300.00 - 2300.00	-	2200.00 - 2200.00	-	-
Chicken (Broiler)	1550.00 - 1550.00	1550.00 - 1550.00	1590.00 - 1590.00	1560.00 - 1560.00	1550.00 - 1550.00	1540.00 - 1550.00	1600.00 - 1600.00	1550.00 - 1550.00	1620.00 - 1620.00
Chicken (Curry)	1500.00 - 1500.00	1300.00 - 1300.00	1590.00 - 1590.00	1750.00 - 1750.00	1350.00 - 1350.00	1500.00 - 1500.00	1350.00 - 1350.00	1500.00 - 1500.00	1600.00 - 1600.00
Mutton	-	3000.00 - 3000.00	3000.00 - 3000.00	-	3300.00 - 3300.00	3000.00 - 3000.00	2800.00 - 2800.00	3200.00 - 3200.00	3200.00 - 3200.00
Pork	-	1600.00 - 1600.00	2000.00 - 2000.00	-	-	-	-	1600.00 - 1600.00	1400.00 - 1400.00

Annex 05 : Food Composition of Selected Food Commodities

Commodity	Energy (kcal/100g)	Protein (g/100g)	Total fat (g/100g)	Retinol Eq (µ g/100g)	Vit B2 (mg/100g)	Vit B6 (mg/100g)	Folate (µg/100g)	Vit C (mg/100g)	Calcium (mg/100g)	Magnesium (mg/100g)	Iron (mg/100g)	Zinc (mg/100g)
Rice												
Rice - (white Kekulu - normal)	361	9.88	1.52	-	0.03	0.09	10.67	-	6.94	26.29	1.22	1.5
Rice - (white Kekulu Samba)	355	8.81	1.53	-	0.03	0.09	8.11	-	9.82	30.48	0.92	1.7
Rice - (Red Kekulu - normal)	366	8.64	2.12	-	0.05	0.1	8.39	-	4.73	31.7	0.88	1.84
Rice -Samba	369	6.86	2.45	-	0.05	0.13	12.79	-	8.71	37.26	1.18	1.49
Rice - Nadu White	366	7.76	1.48	-	0.03	0.12	9.35	-	4.57	20.1	0.64	1.61
Dried chilies	233	12.68	6.41	437	0.84	0.42	46.83	NA	107	231	5.39	1.65
Onion												
Big onions	48	1.67	0.24	0.16	0.01	0.1	32.99	7.58	14.82	16.94	0.45	0.25
Red onions	55	2.13	0.15	0.18	0.02	0.13	30.15	14.26	20.37	19.32	0.31	0.28
Potatoes	71	1.67	0.25		0.01	0.09	14.31	20.5	9.83	23.84	0.46	0.29
Pulses												
Green gram	290	21.97	0.93	19.5	0.28	0.33	135	NA	98.96	146	4.15	2.86
White cowpea	320	21.25	1.14	1.36	0.09	0.26	249	NA	84.1	213	5.04	3.57
Red cowpea	320	20.24	1.08	0.96	0.11	0.27	273	NA	81.83	194	4.95	3.4
Red Dhal	319	23.09	0.77	1.06	1.6	0.22	55	NA	41.27	66.63	7.45	3.34
Vegetables												
Beans	46	3.95	0.15	6.64	0.1	0.3	45.2	7.02	35.68	45.56	0.7	0.59
Carrot	30	0.85	0.45	1240	0.03	0.1	24.71	5.93	27.65	11.7	0.59	0.25
Leeks	30	1.74	0.49	18.56	0.02	0.19	42.63	4.65	29.28	11.77	1.49	0.43
Beetroot	31	2.12	0.15	1.52	0.01	0.09	108	4.51	20.29	34.88	0.77	0.29
Knolkhol	16	1.69	0.34		0.05	0.19	12.7	77.64	40.09	19.35	0.23	0.18
Radish	29	0.75	0.11		0.02	0.09	18.09	12.13	35.64	13.56	0.38	0.16
Cabbage	21	1.35	0.14	3.35	0.05	0.14	52.66	29.62	56.85	18.47	0.33	0.16

Tomatoes	20	0.88	0.56	165	0.03	0.09	20.16	25.58	9.69	14.93	0.31	0.12
Ladies fingers	26	2.06	0.19	12.41	0.08	0.28	70.62	24.48	92.26	55.23	0.96	0.44
Brinjal (Pandora Striped)	29	1.49	0.31	23	0.12	0.09	30.99	1.49	18.95	18	0.32	0.19
Brinjal (Chinese eggplant)	24	1.28	0.33	16.83	0.12	0.11	32.94	3.37	14.4	21.18	0.28	0.16
Capsicum	23	1.22	0.34	38.96	0.03	0.29	28.65	49.63	12.65	11.21	0.21	0.31
Pumpkin (Common)	31	0.86	0.3	30.41	0.02	0.09	17.72	8.73	18.75	9.93	0.49	0.25
Cucumber	19	0.98	0.24	0.58	0.01	0.08	19.66	4.08	22.1	18.22	0.67	0.21
Bitter gourd	19	1.47	0.23	55.08	0.05	0.06	53.1	46.89	25.19	35.81	1.75	0.26
Snake gourd (Dark green)	11	0.82	0.25	10.41	0.03	0.12	18.09	3.54	26.83	25.84	0.41	0.11
Snake gourd (Pale green)	11	0.89	0.25	5.14	0.03	0.07	16.52	2.85	27.11	21.77	0.47	0.2
Drumstick	30	2.48	0.12	3.13	0.06	0.12	60.48	92.33	22.27	28.51	0.5	0.26
Watakolu	12	0.86	0.15	59.33	0.01	0.07	25.48	6.41	14.67	14.01	4.42	0.45
Long beans	24	3.36	0.3	-	0.06	0.11	99.98	8.93	44.22	33.17	1.01	0.08
Ash Plantain	76	2.84	0.56	0.06	0.02	0.07	6.82	4.49	5.19	22.55	0.39	0.21
Green chillies	39	2.28	0.76	38.16	0.08	0.25	21.29	98.61	20.25	36.91	1.25	0.29
Limes	26	0.66	0.26	0.36	0.01	0.05	12.1	38.05	26	15.25	0.12	0.05
Kekiri	17	1.01	0.25	0.76	0.01	0.07	17.34	8.07	25.72	26.2	0.63	0.22
Ash pumpkin (Ash guord)	18	0.8	0.15		0.01	0.15	14.17	9.14	19.27	23.62	0.48	0.13
Cho-Cho	19	0.58	0.12	0.3	0.04	0.07	63.81	23.76	20.55	13.02	0.49	0.12
Thalana batu (Little prince)	21	1.28	0.39	24.33	0.12	0.09	38.63	2.4	12.38	19.62	0.31	0.22
Thalana batu (Thai eggplant)	21	1.45	0.26	18.33	0.11	0.09	31.18	2.71	17.24	37.22	0.37	0.24
Thibbatu	61	1.66	1.96	15.89	0.03	1.02	72.39	10.8	105	57.46	1.06	0.59
Kohila yams	27	0.64	0.16	1.72	0.01	0.14	4.64	1.67	52.33	33.95	0.61	1.62
Kehel muwa	19	1.36	0.63	4.27	0.02	0.12	40.51	8.16	35.09	31.43	0.38	0.39
Ambaralla	37	0.73	0.44	3.36	0.01	0.1	44.49	35.51	20.7	9.28	0.7	0.12
Mango	50	0.75	0.09	14.5	0.02	0.14	34.89	91.63	28.56	17.74	0.5	0.09
Mushroom	27	2.54	0.42	-	0.15	0.13	7.81	11.56	0.9	14.42	1.32	0.79
Dambala	21	1.84	0.2	38.74	0.08	0.4	33.69	19.82	68.24	31.38	1.2	0.44
Coconuts nuts	390	3.67	39.92	-	0.05	0.11	14.86	-				

Root Crop												
Sweet potato	108	1.27	0.33	NA	0.04	0.09	14.44	22.2	28.93	21.05	0.51	0.14
Manioc	78	0.92	0.19	NA	0.07	0.2	0.1	1.95	25.31	19.08	19.78	23.73
Nelum ala/Lotus root	79	1.94	0.93	NA	0.05	0.19	26.49	26.63	37.71	26.58	3.34	0.35
Kiriala	87	3.96	0.15	1.19	0.03	0.16	20.17	2.71	30.79	41.52	0.6	0.42
Iniala	103	3.2	0.3	33.14	0.01	0.22	22.19	13.03	40.99	28.98	1.31	0.29
Leafy Vegetables												
Mukunuwanna	28	3.15	0.55	92.25	0.09	0.27	96.14	3.24	135	45.38	1.7	1.03
Gotukola	15	0.64	0.47	226	0.07	0.23	70.11	6.74	96.31	41.42	1.25	0.66
Kankun	15	0.47	0.37	1614	0.08	0.4	33.69	19.82	49.21	18.35	1.32	0.44
Kathurumurunga	70	8.01	1.35	2097	0.33	0.22	120	121	901	96.64	4.36	0.53
Nivithi	22	2.2	0.47	959	0.06	0.11	74.05	10.26	163	61.37	1.49	0.67
Thampala	32	3.55	0.72	1474	0.21	0.22	74.27	82	258	209	3.5	1.4
Sarana	20	2.42	0.21	1149	0.03	0.13	58.54	9.89	59.57	42.93	0.13	0.75
Kohila leaves	33	4.1	0.83	300	0.02	0.17	56.76	5.56	19.5	20.32	0.25	0.3
Onion leaves	27	2.01	0.26	NA	0.04	0.18	56.8	23.38	35.21	74.95	3.15	0.77
Cabbage leaves	30	3.63	0.27	8.66	0.05	0.24	63.46	40.76	170	18.47	2.67	0.35
Salad leaves	19	1.05	0.24	NA	0.1	0.06	37.48	11.64	58.23	36.89	2.07	0.27
Cauliflower	23	2.09	0.48	0.14	0.06	0.11	46.67	50.17	22.44	18.52	0.76	0.27
Jackfruit pods	25	2.14	0.34	NA	0.03	0.04	30.7	24.77	37.32	26.08	0.3	0.17
Jackfruit seeds	77	5.66	0.44	NA	0.02	0.08	58.91	15.24	40.87	50.14	0.52	0.42
Meat												
Chicken	176	23.14	9.24	6.88	0.07	0.49	10.09	-	15.06	20.18	0.75	0.64
Beef	160	23.3	7.45	2.15	0.08	0.32	1.93	-	4.8	28.54	2.41	3.31
Mutton	138	20.37	6.23	2.7	0.13	0.28	1.73	-	7.58	19.5	1.62	5.05
Pork	161	18.83	9.5	1.9	0.09	0.28	8.15	-	6.58	8.9	0.79	0.8
Fish												
Balaya	96	21.28	1.12	21.01	0.15	0.12	7.89		6.45	26.02	0.68	0.46
Seer	136	22.28	5.18	81.9	0.07	0.16	15.45		9.85	36.73	0.41	0.74

Shark	95	21.6	0.83	1.11	0.04	0.11	8.57	8.44	32.58	0.41	0.74
Paraw	87	20.02	0.7	1.49	0.02	0.16	6.77	8.17	31.68	0.67	0.41
Thalapath	91	16.04	2.88	12.03	0.1	0.13	78.22	7.64	24.89	0.71	0.67
Kelawalla	109	21.47	2.55	15.95	0.17	0.73	77.39	13.35	33.82	0.68	0.64
Haedaella	87	19.88	0.78	12.18	0.04	0.06	11.7	36.6	53	0.54	0.65
Hurulla	88	17.08	2.18	10.02	0.14	1.66	61.66	103	35.45	1.24	1.05
Karalla / Katuwalla	97	21.8	1.06	1.25	0.02	0.1	14.38	37.06	39.05	0.24	0.42
Kumbala / Angila	101	21.51	1.53	16.34	0.1	0.1	7.13	31.27	37.46	1.46	0.67
Salaya / Sudaya	100	19.5	2.39	15.41	0.18	1.39	60.87	435	42.83	1.4	2.3
Theppli / Telapiya /Korali	83	18.48	1.08	17.14	0.18	0.18	8.29	99.39	24.96	2.84	0.88
Prawns	65	14.85	0.56	1.24	0.03	0.1	15.37	37.81	30.5	0.73	1.1
Crabs	45	10	0.55	8.33	0.14	0.18	13.83	37.81	45.93	0.73	1.1
Cuttle fish	76	16.82	0.93	1.93	0.02	0.04	6.22	8.73	35.46	0.62	1.3
Linna	112	20.3	3.37	15.78	0.23	0.68	59.78				
Coppara	97	22.89	0.56	21.51	0.04	0.12	8.08	7.2	30.08	1.2	0.58
Ray (Maduwa)	97	23.98	0.68	7.55	0.02	0.21	25.59	9.16	24.61	0.74	0.44

Dried Fish

Dried sprats	259	51.16	5.92	12.83	0.25	0.62	438	1178	162	3.06	4.2
Dried keeramin	311	49.6	12.42	12.92	0.13	2.41	144	555	166	2.58	3.19
Dried thalapath	289	54.68	8.04	9.38	0.04	0.43	97.8	62.75	110	1.96	1.45
Dried katta	275	50.04	8.31	2.48	0.03	0.35	80.4	86.55	92.17	1.47	1.16
Dried balaya	282	63.79	3.37	14.32	0.12	1.98	213	83.48	83.45	3.6	1.44
Dried shark / keelan	267	55.03	5.25	10.31	0.04	0.32	187	42.24	92.94	1.48	0.66

Eggs

Hen eggs (Country)	170	13.14	13	208	0.08	0.18	54.6	50.14	11.04	1.64	1.12
Hen eggs (Table)	135	13.55	9.03	200	0.19	0.19	49.46	63.3	12	2.39	1.73
Quail eggs	153	12.39	11.46	153	0.11	0.17	54.86	60.67	11.21	2.55	1.51

Fruits

Banana Embul	109	1.11	1.09	9.68	0.05	0.64	32.98	13.61	9.39	25.67	0.51	0.23
Anamaalu	102	1.04	0.72	16.4	0.04	0.65	21.07	3.66	8.06	27.02	0.51	0.23

Koli kuttu	107	1.38	0.34	8.8	0.03	0.47	18.12	7.71	8.56	38	0.32	0.14
Pineapple	37	0.41	0.17	5.76	0.04	0.12	17.86	39.36	10.37	10.71	0.3	0.09
Papaya	26	0.42	0.16	171	0.11	0.04	54.85	48.62	16.77	8.9	0.23	0.08
Mangoes (Karthakolomban)	79	0.8	0.92	259	0.01	0.1	35.52	17.74	3.12	6.72	0.1	0.08
Mangoes (Vilad)	44	0.76	0.58	146	0.05	0.26	67.6	29.97	16.93	14.79	0.65	0.19
Apple	62	0.29	0.64	0.36	0.02	0.08	3.43	2.9	3.12	6.72	0.1	0.08
Avacado	144	2.95	13.86	2	0.08	0.18	67.17	9.36	28.48	48.14	0.81	0.75
Wood apple	78	3.09	3.62	0.46	0.01	0.14	6.07	13.58	59.15	25.16	0.45	0.32
Orange	46	1.07	0.37	23.44	0.01	0.28	14.46	20.19	31.18	20.36	0.81	0.35
Guava	39	1.53	0.38	19.67	0.01	0.11	25.24	30.88	6.59	12.02	0.53	0.33
Grapes	49	0.95	10.69	3.22	0.04	0.1	7.07	20.51	7.27	6.86	0.28	0.07
Melon	19	0.65	0.16	130	0.02	0.11	6	8.24	4.05	9.76	0.15	0.1

Source: Sri Lanka Food Composition Tables, Ministry of Health - 2021.

Price Collecting Areas





HARTI



Ministry of Agriculture

Food Systems and Market Research Division & Information Division

Hector Kobbekaduwa Agrarian Research and Training Institute

No. 114, Wijerama Mawatha, Colombo 07.

Phone: 011-2696981 Fax: 011-2682283

E-mail: mfpaharti@yahoo.com

Web: www.harti.gov.lk

www.mobilink.lk

දෛනික චිළචිචි තොග මිල, ජංගම දුරකථනයෙන්

හෙක්ටර් කොච්චිකඩුව ගොවි කරියතු පර්යේෂණ හා පුහුණුවීර්මේ ආයතනය අනුමතයෙන්

මොබිටෙල් ජංගම මිල දර්ශනය

ජාතික ජංගම දුරකථන ජාලයෙන්

6666 අමතන්න.

මොබිටෙල් අද මිල - අඟ පහ

මොබිටෙල් ජංගම දුරකථන ජාලයෙන් චිළචිචි තොග මිල දර්ශනය.

විකාශිතයාට රු.2/-

විකාශිතයාට රු.2/-