

RETAIL MARKET AT A GLANCE

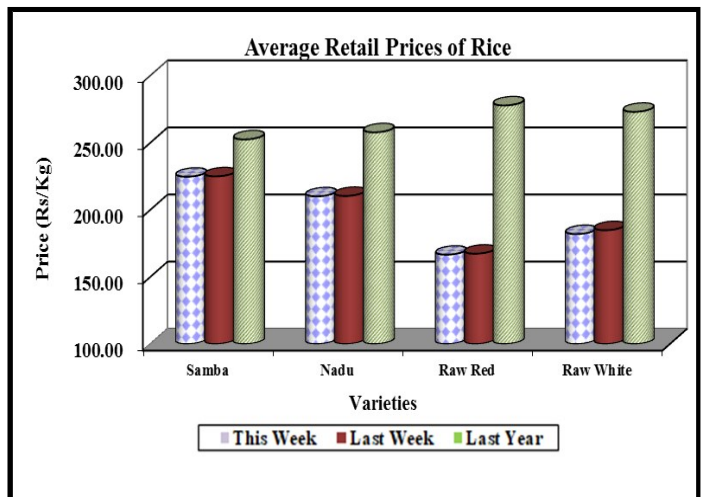
Summary

Rice



Prices of all local and imported rice varieties have decreased slightly and prices ranged of Rs.150.00-280/kg. The highest average price was reported for keeri samba as Rs.264.00/kg. The average price of grade I samba and nadu was Rs.230.00/kg and Rs.218.00/kg respectively. The average prices of imported samba and raw white were Rs.223.00/kg and Rs.200.00/kg respectively.

(Page No.01)

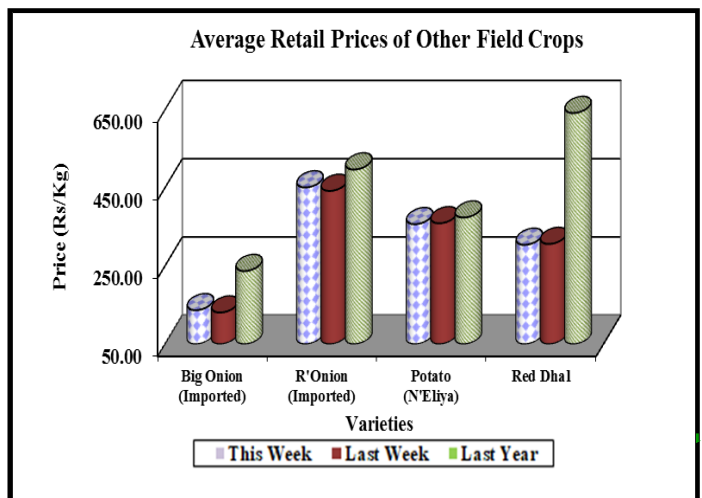


Other Field Crops



Price of imported dried chilies has decreased by Rs.11.00/kg with an average price of Rs.1307.00/kg. The prices of imported red onion and big onion have increased by Rs.9.00/kg and Rs.6.00/kg while prices ranged from Rs.115.00-150.00/kg and Rs.380.00-560.00/kg respectively. Prices of imported and Nuwara Eliya potatoes have decreased by Rs.2.00/kg and Rs.4.00/kg respectively.

(Page No.02-04)

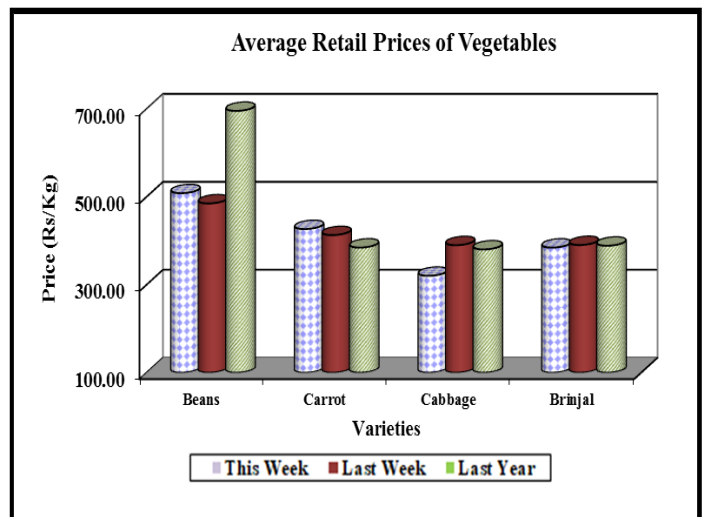


Vegetables



In line with the decreased wholesale prices, retail prices of most vegetables have decreased. This is due to supply of vegetables to the market from some parts of the Kandy area. Considering up-country vegetables, the highest price decrease was reported for cabbage as Rs.70.00/kg. The price of leeks has been reduced by Rs.21.00/kg and the average price is Rs.375.00/kg. However, prices of beetroot, beans, and carrot have increased by Rs.30.00/kg, Rs.23.00/kg, and Rs.14.00/kg respectively. Considering low country varieties, the highest price decrease was reported for drumstick as Rs.146.00/kg followed by bitter gourd as Rs.19.00/kg.

(Page No.04-06)



Eggs



The price of brown eggs has increased by Rs.1.00/egg due to limited supply and is available in a few markets. The price of white eggs has not changed significantly while price ranges of brown and white eggs were reported as Rs.51.00-57.00/egg and Rs.51.00-55.00/egg respectively.

(Page No.09)

Rice

Wholesale

Prices of all types of local rice varieties, have decreased slightly. Price of raw red has decreased by 4% and the price ranged Rs.125.00-145.00/kg. Prices of both grade I and II samba, grade I and II nadu and raw white have decreased by 2% and their price ranges were Rs.200.00-210.00/kg, Rs.190.00-200.00/kg, Rs.175.00-180.00/kg, Rs.170.00-175.00/kg and Rs.150.00-165.00/kg respectively. Average price of keeri samba was Rs.258.00/kg.

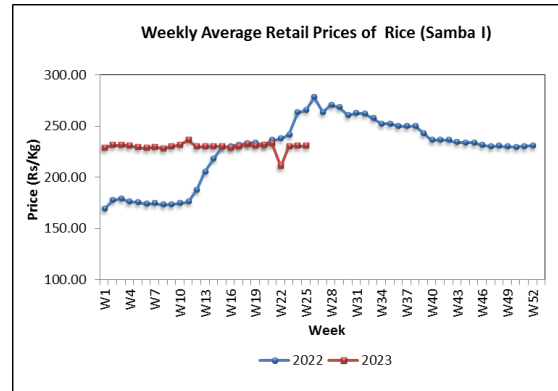
Prices of ponni samba and imported raw white have not changed significantly and their average prices were Rs.208.00/kg and Rs.184.00/kg respectively.

Compared to the same period of last year, prices of all types of local rice varieties except grade I samba and grade I nadu have decreased in the range of 2%-47% and the highest price decrease was reported for raw red. Prices of imported raw white and ponni samba have decreased by 8% and 6% respectively.

Retail

Prices of grade I samba and nadu grade I and II, have not changed. Price ranges were Rs.230.00-240.00/kg, Rs.210.00-220.00/kg, Rs.180.00-210.00/kg respectively. Prices of grade II samba,

keeri samba, raw red and raw white have decreased by Rs.1.00-5.00/kg and the highest for keeri samba. Price ranges were Rs.200.00-220.00/kg, Rs.260.00-280.00/kg, Rs.150.00-180.00/kg and Rs.170.00-200.00/kg respectively.



Prices of imported samba has not changed and price ranged Rs.210.00-230.00/kg. Price of imported raw white has decreased by Rs.1.00/kg and price ranged Rs.190.00-200.00/kg.

Compared to the same period of last year, prices of all local rice varieties have decreased by 9%-40% and the highest price decrease was recorded for raw red as 40%. Prices of all imported rice varieties have also decreased by 13%-18%.

Paddy

A slight price decrease for short grain(samba) keeri samba and long grain white (nadu) paddy varieties was reported from a few major producing areas. Accordingly, the average price of short grain paddy has decreased by Rs.1.00-5.00/kg in Kurunegala, Dehiattakandiya

and Nikaweratiya areas. However, in the previous week short grain paddy reported a Rs.15.00/kg price decrease, hence the price decrease prevailed this week was not considerable. Short grain paddy prices ranged Rs.95.00-111.00/kg during the week. Subsequently, Rs.5.00/kg and a Rs.1.00/kg price decrease was also reported for keeri samba paddy in Kurunegala and Dehiattakandiya areas respectively. Keeri samba prices ranged Rs.130.00-144.00/kg in major producing areas. Further, the average farm gate price of long grain (white) paddy has also decreased by Rs.1.00-3.00/kg in Kurunegala and Dehiattakandiya areas and reported Rs.78.00-86.00/kg price range in major producing areas. Meanwhile, price of long grain red has increased by Rs.3.00/kg in Embilipitya area and prices ranged Rs.70.00-75.00/kg in major producing areas in the Southern province.

Compared to the same period of last year the average farm gate paddy prices of short grain and both long grain white and red paddy varieties have decreased by 16%-48% while reporting a considerable price decrease of 45%-48% for long grain red paddy in all major producing areas in the Southern province last week. Meanwhile, a slight price increase of 2% -4% was observed in keeri samba paddy.

Dried Chillies

Wholesale

Price of imported dried chillies has increased by 1% due to availability of high quality stocks and the price ranged Rs.900.00-1000.00/kg.

Compared to the same period of last year, price of imported dried chillies has decreased by 46%.

Retail

Price of imported dried chillies has decreased by Rs.11.00/kg and price ranged Rs.1080.00-1400.00/kg.

Compared to the same period of last year, price of imported dried chillies has decreased by 41%.

Onion

Wholesale

Price of imported red onion has not changed significantly and the average price was Rs.335.00/kg. Local vedalan red onion was also available in the market and the price ranged Rs.350.00-500.00/kg.

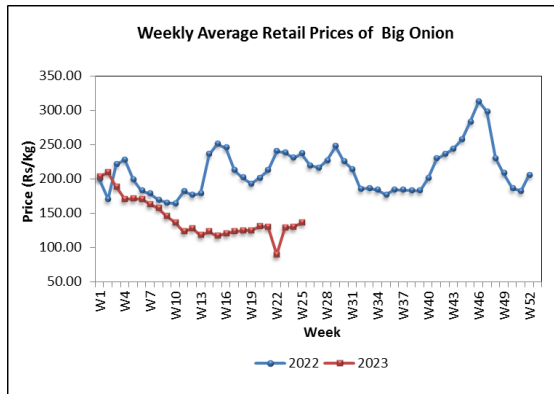
Price of imported big onion has increased by 6% due to increased USD rate and the price ranged Rs.80.00-115.00/kg.

Compared to the same period of last year, price of imported big onion has decreased by 45% while price of imported red onion has increased by 16%.

Retail

Price of imported red onion has increased by Rs.9.00/kg and the price ranged Rs.380.00-560.00/kg.

Price of imported big onion has also increased by Rs.6.00/kg and the price ranged Rs.115.00-150.00/kg.



Compared to the same period of last year, price of imported red onion and big onion has decreased by 9%, 42% respectively.

Potato

Wholesale

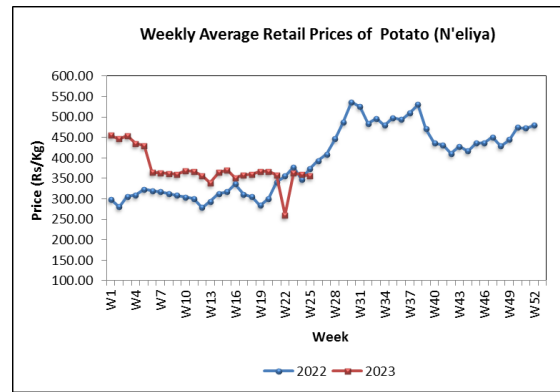
Price of imported potato has increased by 13% due to availability of both Indian and Pakistan stocks and the price ranged Rs.155.00-240.00/kg. (Price ranges were Rs.155.00-165.00/kg for Pakistan stocks and Rs.225.00-240.00/kg for Indian stocks). Meanwhile, price of Nuwara Eliya potato has decreased by 4% due to increased supply and the price ranged Rs.250.00-300.00/kg.

Compared to the same period of last year, prices of Nuwara Eliya and imported

potatoes have decreased by 15% and 16% respectively.

Retail

Price of Nuwara Eliya and imported potatoes have decreased by Rs.2.00/kg and Rs.4.00/kg respectively while prices ranged Rs.300.00-420.00/kg and Rs.170.00-220.00/kg respectively.



Compared to the same period of last year, prices of Nuwara Eliya and imported potatoes have decreased by 5%, 26% respectively.

Pulses

Wholesale

Prices of green gram and red cowpea have recorded a slight decrease by 4% and 2% respectively due to increased supply of local stocks and the price ranged Rs.850.00-1100.00/kg and Rs.700.00-800.00/kg respectively. Meanwhile, price of red dhal has increased by 6% due to increased USD rate and the price ranged Rs.265.00-275.00/kg. Average price of white cowpea was Rs.666.00/kg.

Compared to the same period of last year, prices of all types of pulses except red dhal have increased in the range of 8%-36% while the price of red dhal has decreased by 54% following the same period in the previous month.

Retail

Price of all pulses have decreased by Rs.2.00-18.00/kg while the highest price decrease was reported for white cowpea followed by green gram (Rs.16.00/kg). Price range were Rs.1200.00-1600.00/kg for green gram, Rs.700.00-1000.00/kg for white cowpea Rs.800.00-1000.00/kg for red cowpea and Rs.270.00-340.00/kg for red dhal.

Compared to the same period of last year, price of red dhal has decreased by 53% while prices of all other pulses have increased by 13%-41% and the highest for green gram.

Vegetable

Wholesale

Due to increased supply with the start of harvesting in some parts of Kandy area, prices of most of the vegetables have decreased.

Considering up-country varieties, the highest price decrease was reported for cabbage as 32% due to increased supply from Kandy and Bandarawela areas. Due to increased supply from Nuwara Eliya,

price of leeks has decreased by 21%. Prices of knolkhol and raddish have decreased by 17% and 19% respectively due to increased supply from Kandy areas. However, price of beetroot has increased by 11% due to decreased supply from Puttalam areas and prices of beans and carrot have also increased by 6% and 1% with the slight changes of the market demand.

With the increased supply from Kandy and Sooriyawewa areas price of tomato has decreased by 9% and due to increased supply from Kandy area price of capsicum has also decreased by 20%.

Considering low country varieties, the highest price decrease was reported for luffa as 13%, followed by snake gourd as 12% and bitter gourd as 11% due to increased supply from Kandy areas. Prices of cucumber, ash plantain and brinjal have decreased in the range of 2%-4%. However, price of ladies fingers has increased by 8% due to decreased supply from Dambulla areas and the price of pumpkin has increased by 7%.

Further, due to limited supply from all producing areas price of green chilies has increased by 39%. Price of lime has decreased by 9% due to increased supply from Monaragala areas.

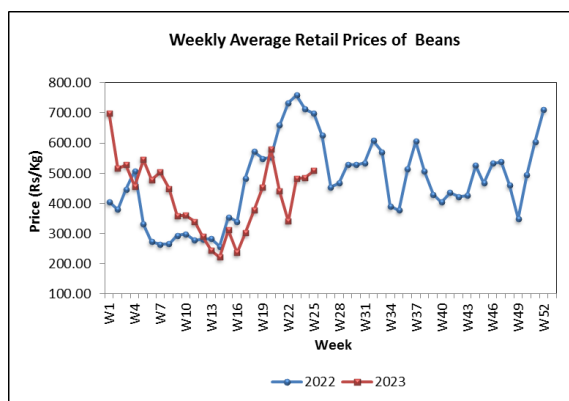
Compared to the same period of last year, prices of most the vegetable varieties have

decreased and the highest price decrease was reported tomato as 62%.

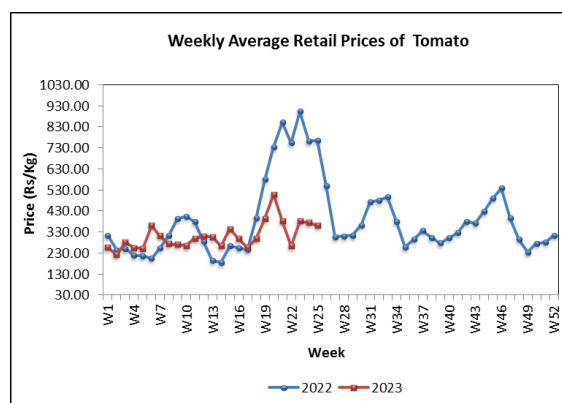
Retail

In line with the decreased wholesale prices, retail prices of some of the vegetable varieties have also decreased.

Considering up country varieties the highest price decrease was reported for cabbage as Rs.70.00/kg followed by leeks and raddish as Rs.21.00/kg and Rs.20.00/kg. Prices of knolkhol has also decreased by 2.00/kg. However, prices of beetroot, beans and carrot have increased by Rs.30.00/kg, Rs.23.00/kg and Rs.14.00/kg respectively.



Prices of capsicum and tomato have decreased by Rs.76.00/kg and Rs.14.00/kg respectively.



Considering low country varieties, the highest price decrease was reported for drumstick as Rs.146.00/kg followed by bitter gourd as Rs.19.00/kg. Prices of snake gourd, luffa, brinjal and ash plantain have decreased in the range of Rs.5.00-9.00/kg.

However, prices of pumpkin, long beans and ladies fingers have increased by Rs.15.00/kg, Rs.13.00/kg and Rs.2.00/kg respectively.

Further, price of green chilies has increased by Rs.173.00/kg while the price of lime has decreased by Rs.6.00/kg.

Compared to the same period of last year, prices of the most of varieties have decreased and highest price decrease was reported for tomato as 53%.

Coconut

Wholesales

Prices of large and small nuts have decreased by 6% and 3% respectively. Price ranges were Rs.95.00-100.00 for a large nut and Rs.80.00-85.00 for a small nut.

Compared to the same period of last year, prices of large and small nuts have increased by 28% and 21% respectively.

Retail

Prices of both large and small nuts have slightly decreased by 1.00/nut and price ranges were Rs.105.00-120.00 for a large nut while Rs.90.00-100.00 for a small nut.

Compared to the same period of last year, prices of large and small nuts have increased by 19% and 20% respectively.

Fruits

Wholesale

Prices of most of the fruit varieties have decreased due to low demand with rainy weather and availability of low quality fruit stocks. The highest price decrease was reported as 7% for orange due to low demand and received sufficient stocks. Further, price of all banana varieties except kolikuttu banana was decreased in the range of 1%-7% due to low demand and

availability of low quality fruit stocks. Further, price of all sizes of pineapples has decreased in the range of 3%-5% due to low demand. Price of passion fruit and karthakolimban mango decreased by 4% and 3% respectively with availability of sufficient stocks while price of king coconut and papaw decreased by 2% due to rainy weather conditions.

However, price of vilad mango and imported gapes has increased by 20% and 17% respectively due to availability of limited stocks. Further, price of slime apple and kolikuttu banana has increased by 7% and 6% respectively due to unavailability of sufficient fruit stocks. Price of betti mango has increased by 4% due to availability of limited stocks. Price of wood apple has increased by 2% with availability of limited stocks while price of avocado has increased by 2% with availability of quality stocks.

Compared to the same period of last year, wholesale prices of most of the fruit varieties have increased and the highest price increase of 104% was reported for kolikuttu banana.

Retail

Prices of most of the fruit varieties have decreased in line with the decreased wholesale prices. The highest price decrease of Rs.47.00/fruit was reported for

medium sized pineapple and that of both small and large sized pineapple have decreased by Rs.20.00-30.00/fruit due to low demand. The price of all mango varieties has decreased in the range of Rs.36.00-38.00/fruit due to availability of sufficient stocks. Prices of ambul and seeni banana and papaw have decreased by Rs.2.00/kg due to availability of low quality stocks. Further, price of orange and king coconut has decreased by Rs.2.00/fruit due to low demand.

Meanwhile, the price of imported grapes has increased by Rs.24.00/kg due to unavailability of quality stocks while price of kolikuttu banana has increased by Rs.17.00/kg with unavailability of sufficient stocks. In addition, price of slime apple has increased by Rs.6.00/fruit due to unavailability of sufficient stocks.

Compared to the same period of last year, price of most of the fruit varieties have increased and highest price increase was reported for wood apple by 60%.

Fresh Fish

Wholesale

Wholesale prices of most of the fresh fish types have decreased due to increase in wholesale supply compared to demand. The highest price decrease of 14% was noted for hurulla due to high supply from Kalpitiya and Mullaitivu areas and the price ranged Rs.800.00-1100.00/kg.

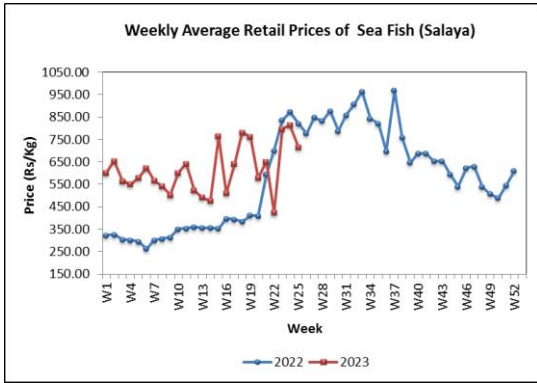
Likewise, a price decrease of 8% was noted for balaya due to high supply from Beruwala, Galle and Mirissa areas and the price ranged Rs.1000.00-1300.00/kg. In addition, the wholesale prices of thalapath, shrimps, thora and kelawalla have decreased by 1%-4% respectively.

However, the price increase of 27% was noted for mora due to low supply from Walachchenai and Mannar areas and the price ranged Rs.1350.00-1500.00/kg. In addition, price of salaya has increased by 5%.

Compared to the same period of last year, wholesale prices of most of the fresh fish types have increased in the range of 9%-58% and the highest price increase was noted for balaya.

Retail

In line with decreased wholesale prices, retail prices of all types of fresh fish have also decreased due to slightly increase of supply. The highest price decrease was reported for kelawalla, thora and paraw in the range of Rs.160.00-166.00/kg. Prices of thalapath and hurulla have decreased by Rs.120.00/kg and Rs.118.00/kg respectively. Further, prices of salaya and mora have also decreased by Rs.97.00/kg and Rs.48.00/kg respectively.



Compared to the same period of last year, retail prices of all types of fresh fish except salaya have increased in the range of 3%-31% with the highest price increase was reported for shrimp.

Dried Fish

Wholesale

Due to decrease of local dried fish supply, prices of all local and imported dried fish types have increased. The highest price increase of 12% was noted for imported sprats due to low supply from Iran and Thailand and the price ranged Rs.860.00-960.00/kg. A price increase of 10% was noted for local salaya due to low supply from Mannar, Chilaw and Puttalam areas and the price ranged Rs.840.00-900.00/kg. Likewise, a price increase of 9% was noted for local sprats due to low supply from Trincomalee and Negombo areas and the price ranged Rs.1780.00-1900.00/kg. In addition, the wholesale price of imported anguluwa, local mora, local balaya and

local maduwa has increased by 1%-7% range.

Compared to the same period of last year, wholesale prices of all dried fish types have decreased in the range of 10%-38% and the highest price decrease was noted for imported sprats.

Retail

In line with increased wholesale prices retail prices of all types of dried fish have also further increased. The highest price increase was reported for balaya by Rs.147.00/kg. Prices of mora and local sprats have increased by Rs.77.00/kg and Rs.61.00/kg respectively. The remaining dried fish types have increased in the range of Rs.16.00-40.00/kg.

Compared to the same period of last year, retail prices of all types dried fish have decreased in the range of 14%-30% with the highest price decrease was reported for imported sprats.

Eggs

Wholesale

Brown eggs were not sufficiently available in the market this week while the price of a white egg has increased by 2% and price ranged Rs.50.00-53.00/egg.

Compared to the same period of last year, price of white egg has increased by 28%.

Retail

Price of brown eggs has increased by Rs.1.00/egg due to limited supply and being available in few markets. Price of white eggs has not changed significantly. Price ranges of brown and white eggs were reported as Rs.51.00-57.00/egg and Rs.51.00-55.00/egg respectively.

Compared to the same period of last year, retail prices of both brown and white eggs have increased by 20% and 24% respectively.

Meat

Retail

Prices of most types of meat have decreased with low demand. The highest price decrease was reported for beef by Rs.33.00/kg. Prices of skin-less broiler chicken and pork have decreased by Rs.23.00/kg and Rs.17.00/kg respectively. Further, price decrease of Rs.5.00/kg was reported for skin-less curry chicken.

However, price of mutton has increased by Rs.43.00/kg with decreased supply.

Compared to the same period of last year, prices of all types of meat have increased in the range of 17%-42% with the highest price increase being reported for pork.

EXPLANATORY NOTE

The Food Commodities Bulletin is a weekly publication containing information relating to wholesale and retail prices of selected food commodities in nine selected markets in and around Colombo and main markets in the major producing areas.

The information is analyzed and presented as prevailing prices, price ranges, averages, and a comparison of weekly prices. The changes in prices reported are always with price prevailed during the previous week unless otherwise stated.

The frequency of collection of wholesale price information is twice a week (i.e. Tuesday and Friday) while with retail prices, it is thrice a week (i.e. Friday, Monday, and Tuesday).

Table 01: Selected Markets: Wholesale Price of Rice (Rs/50Kg Bag)

Week 25: 16 - 22 June 2023

LOCATIONS	Rice Varieties													
	Samba 1		Samba 2		Keeri Samba		Nadu 1		Nadu 2		Raw Red		Raw White	
Colombo	10000 –	10500	9500 –	10000	12750 –	13000	8750 –	9000	8500 –	8750	6250 –	7250	7500 –	8250
Divulapitiya	11200 –	11350	9600 –	10000	12700 –	12900	10700 –	10700	8250 –	8700	7000 –	7250	7500 –	8000
Kurunegala	10500 –	11250	10000 –	10250	12900 –	13000	10150 –	10300	8250 –	8400	8750 –	8750	7750 –	8000
Nikaweratiya	11200 –	11350	9500 –	9750	12400 –	13150	10150 –	10600	7750 –	8000	7250 –	8500	7500 –	7600
Badulla	–		–		–		9000 –	9250	–		6250 –	6500	7750 –	8000
Puttalam	11200 –	11300	–		12700 –	13250	9750 –	10750	8250 –	8600	8250 –	8500	7850 –	8200
Dambulla	11250 –	11350	10250 –	10300	13200 –	13250	10400 –	10500	8500 –	8750	8250 –	8500	8000 –	8250
Anuradhapura	11000 –	11350	–		12900 –	13000	10250 –	10750	8750 –	9750	8750 –	9000	8250 –	8750
Tambuttegama	11000 –	11000	10000 –	10250	12900 –	13000	10000 –	10000	8250 –	8350	–		7750 –	7800
Polonnaruwa	11250 –	11300	–		12700 –	12750	10500 –	10750	–		–		9000 –	9250
Kalutara	–		10000 –	10250	13000 –	13250	9000 –	9250	–		6750 –	7000	8250 –	8500
Ampara	11500 –	11500	10600 –	10600	12750 –	12950	–		8500 –	8750	7000 –	7250	7150 –	7250
Kandy	11200 –	11350	10200 –	10300	13150 –	13250	10250 –	10500	8750 –	9000	7500 –	7800	8000 –	8250
Moneragala	11000 –	11250	–		12950 –	13000	10500 –	10750	9250 –	9750	6500 –	6750	7000 –	7500
Kegalle	–		–		–		–		–		–		–	
Dehiattakandiya	11250 –	11350	–		13000 –	13000	10500 –	10750	9000 –	9500	6900 –	8000	8000 –	8250
Hambantota	11250 –	11250	–		12750 –	12900	–		–		6000 –	6250	7900 –	8150
Matara	10900 –	11100	10400 –	10500	12900 –	13000	9750 –	10500	–		6100 –	6300	7900 –	8100
Galle	10900 –	11250	–		12950 –	13000	10500 –	10800	–		6250 –	6750	8000 –	8250
Meegoda	10500 –	10500	9500 –	9750	12900 –	13000	9000 –	9100	8250 –	8500	6300 –	6500	7250 –	7800
Tissamaharama	–		9500 –	9750	12750 –	12750	–		8500 –	8750	5900 –	6250	7800 –	8000
Embilipitiya	10900 –	11000	–		12900 –	12950	10350 –	10450	–		5800 –	6000	7400 –	7500
Jaffna	10250 –	10250	9750 –	10000	12750 –	12750	–		7750 –	8000	7600 –	7900	–	
Vavuniya	10250 –	10500	–		12750 –	12900	9250 –	9750	8750 –	9000	6500 –	6600	7750 –	7800
Mannar	10250 –	10500	–		12700 –	12900	8750 –	9000	8500 –	8600	7000 –	7500	8750 –	9000
Killinochchi	10500 –	10750	–		13000 –	13250	9250 –	9500	8700 –	9000	6500 –	6750	8000 –	8250
Mullattivu	10750 –	11000	–		12750 –	13000	8750 –	9000	7750 –	8000	6250 –	6600	8500 –	8750
Batticaloa	10800 –	11000	–		13000 –	13500	8900 –	9200	–		8350 –	8500	8800 –	8900
Trincomalee	10250 –	10500	10000 –	10000	12500 –	12900	8750 –	9000	8250 –	8500	7900 –	8250	9000 –	9250
Galenbindunuwew	10750 –	11400	–		12900 –	13000	9500 –	10600	8250 –	8900	8750 –	9000	7750 –	8000
Matale	11300 –	11400	10600 –	10700	12950 –	13000	9750 –	10000	8250 –	8500	7500 –	7750	7750 –	8000

Table 02: Selected Markets: Retail Price of Rice (Rs/Kg)

Week 25: 16 - 22 June 2023

LOCATIONS	Rice Varieties													
	Samba 1		Samba 2		Keeri Samba		Nadu 1		Nadu 2		Raw Red		Raw White	
Colombo	160.00	180.00	150.00	162.00	220.00	250.00	140.00	150.00	130.00	140.00	118.00	140.00	130.00	150.00
Gampaha	230.00	230.00	210.00	220.00	270.00	270.00	220.00	220.00	185.00	190.00	150.00	160.00	170.00	180.00
Kurunegala	230.00	230.00	-	-	270.00	270.00	210.00	220.00	200.00	200.00	190.00	190.00	170.00	175.00
Nikaweratiya	230.00	230.00	-	-	260.00	270.00	210.00	215.00	165.00	175.00	185.00	195.00	165.00	180.00
Dambulla	230.00	235.00	212.00	215.00	270.00	275.00	212.00	215.00	180.00	190.00	180.00	185.00	170.00	175.00
Anuradhapura	230.00	230.00	-	-	260.00	265.00	210.00	220.00	180.00	200.00	180.00	190.00	170.00	180.00
Thambuththegama	230.00	240.00	210.00	220.00	265.00	280.00	220.00	220.00	175.00	185.00	195.00	195.00	165.00	180.00
Polonnaruwa	228.00	230.00	-	-	258.00	260.00	218.00	220.00	215.00	215.00	190.00	200.00	190.00	195.00
Kaluthara	230.00	235.00	-	-	270.00	275.00	220.00	225.00	-	-	160.00	170.00	190.00	200.00
Badulla	-	-	-	-	260.00	265.00	-	-	190.00	200.00	130.00	135.00	160.00	165.00
Keppetipola	-	-	214.00	220.00	265.00	270.00	214.00	215.00	192.00	194.00	123.00	125.00	160.00	170.00
Moneragala	230.00	230.00	-	-	260.00	270.00	215.00	220.00	190.00	200.00	140.00	150.00	160.00	165.00
Kegalle	230.00	230.00	-	-	260.00	265.00	210.00	220.00	175.00	200.00	160.00	190.00	180.00	200.00
Ampara	230.00	230.00	210.00	210.00	260.00	260.00	220.00	220.00	175.00	180.00	145.00	150.00	150.00	160.00
Dehiattakandiya	230.00	230.00	-	-	260.00	270.00	220.00	220.00	185.00	200.00	150.00	165.00	165.00	190.00
Nuwaraeliya	-	-	-	-	-	-	-	-	-	-	-	-	-	-
Kandy	230.00	230.00	218.00	220.00	265.00	270.00	215.00	220.00	190.00	200.00	160.00	170.00	180.00	190.00
Puttalam	230.00	230.00	-	-	260.00	270.00	200.00	220.00	170.00	180.00	170.00	180.00	160.00	175.00
Hambantota	230.00	230.00	-	-	260.00	260.00	-	-	-	-	125.00	130.00	160.00	165.00
Rathnapura	230.00	235.00	225.00	225.00	-	-	-	-	180.00	190.00	136.00	144.00	170.00	176.00
Matara	230.00	230.00	220.00	220.00	260.00	260.00	215.00	220.00	-	-	128.00	135.00	165.00	170.00
Galle	230.00	230.00	-	-	260.00	260.00	220.00	220.00	-	-	140.00	145.00	170.00	180.00
Tissamaharama	-	-	200.00	200.00	260.00	260.00	-	-	175.00	180.00	120.00	130.00	158.00	165.00
Meegoda (DEC)	-	-	220.00	220.00	260.00	260.00	-	-	180.00	190.00	135.00	160.00	170.00	172.00
Embilipitiya	225.00	230.00	-	-	260.00	270.00	215.00	225.00	-	-	120.00	132.00	155.00	170.00
Jaffna	-	-	215.00	220.00	260.00	265.00	-	-	160.00	170.00	160.00	170.00	-	-
Vavuniya	-	-	215.00	220.00	264.00	270.00	200.00	200.00	185.00	195.00	158.00	162.00	170.00	175.00
Mannar	225.00	230.00	220.00	220.00	260.00	260.00	200.00	200.00	190.00	195.00	160.00	170.00	185.00	195.00
Killinochchi	225.00	230.00	220.00	220.00	270.00	280.00	200.00	210.00	185.00	190.00	140.00	150.00	175.00	180.00
Mullaittivu	225.00	230.00	-	-	260.00	265.00	180.00	190.00	165.00	170.00	130.00	140.00	175.00	180.00
Batticaloa	224.00	230.00	-	-	265.00	275.00	-	-	184.00	190.00	174.00	180.00	184.00	188.00
Trincomalee	225.00	225.00	215.00	220.00	260.00	270.00	190.00	200.00	175.00	185.00	175.00	185.00	200.00	200.00
Hanguranketha	228.00	235.00	210.00	215.00	260.00	280.00	213.00	220.00	175.00	198.00	139.00	155.00	157.00	175.00
Veyangoda	230.00	230.00	210.00	220.00	260.00	270.00	200.00	220.00	180.00	195.00	160.00	170.00	170.00	180.00
Galenbindunuwewa	230.00	230.00	220.00	220.00	260.00	265.00	200.00	215.00	170.00	185.00	180.00	190.00	160.00	165.00
Bandarawela	-	-	210.00	215.00	260.00	265.00	-	-	190.00	200.00	130.00	135.00	160.00	165.00
Matale	229.00	230.00	216.00	218.00	262.00	263.00	210.00	212.00	180.00	198.00	170.00	175.00	165.00	175.00

Table 04: Selected Markets: Wholesale Price of Subsidiary Food (Rs/50Kg)

Week 25: 16 - 22 June 2023

LOCATION	Dried Chillies	Red Onion		Big Onion	Potato			Pulses		
	Imported	Imported	Local		Imported	Welimada	Nuwara Eliya	Green Gram	Cowpea	Red Dhal
Colombo	45000 - 50000	15000 - 18000	17500 - 25000	4000 - 5750	7750 - 12000	-	12500 - 15000	42500 - 55000	30000 - 35000	13250 - 13750
Kurunegala	46250 - 52500	17000 - 20000	-	5000 - 5250	8000 - 8250	-	-	45000 - 60000	32500 - 39000	13000 - 14000
Nikaweratiya	46250 - 50000	19000 - 19500	-	5150 - 5500	8250 - 8250	-	-	-	27500 - 30000	13000 - 13250
Dehiattakandiya	47500 - 55000	18000 - 20500	-	4500 - 6500	8750 - 9250	-	16000 - 17000	55000 - 65000	37500 - 37500	13750 - 14250
Dambulla (DEC)	47000 - 48000	15000 - 16000	-	4650 - 5000	8000 - 8500	-	14500 - 15500	40000 - 47500	25000 - 26000	13250 - 13500
Anuradhapura	52500 - 55000	17000 - 22000	-	5500 - 6000	8250 - 9000	-	16000 - 17000	57500 - 60000	32500 - 40000	13000 - 13750
Thambuththegama	48000 - 55000	16000 - 16000	19000 - 19000	4000 - 5250	7750 - 8500	-	15000 - 16000	40000 - 45000	27500 - 30000	13250 - 13500
Polonnaruwa	52500 - 55000	20000 - 20250	23250 - 23500	6000 - 6250	10000 - 10250	-	17000 - 17250	55000 - 55000	34000 - 34000	13500 - 13750
Kaluthara	50000 - 50500	17500 - 18000	-	5750 - 6000	8000 - 8250	-	13000 - 13250	52500 - 54000	32000 - 34000	13000 - 13250
Puttalam	45000 - 50000	-	17000 - 19000	4500 - 5750	8250 - 8750	-	16750 - 17250	45000 - 47000	29000 - 30000	14000 - 14500
Kandy	48000 - 50500	19000 - 19750	-	4250 - 5500	7750 - 8000	-	15000 - 15500	50000 - 55000	34000 - 35000	13500 - 14000
Matara	52500 - 55000	19250 - 20000	-	5500 - 5750	8750 - 9250	-	15500 - 16500	52500 - 57000	36500 - 39000	14000 - 14500
Hambantota	51000 - 55000	17500 - 19000	-	5400 - 5750	8250 - 9000	-	-	40000 - 44000	39000 - 41000	13750 - 14250
Kegalle	52000 - 53000	17000 - 17250	-	5500 - 5600	8250 - 8350	-	17000 - 17500	44000 - 50000	36350 - 36500	14000 - 14500
Galle	51000 - 55000	20000 - 22500	-	5500 - 5750	8500 - 9000	-	15000 - 16500	54000 - 55000	40000 - 42500	14000 - 14500
Tissamaharama	55000 - 57500	18750 - 20000	-	5500 - 6000	8500 - 9000	-	15500 - 16500	40000 - 42500	40000 - 40000	13750 - 14250
Meegoda (DEC)	49000 - 57500	18000 - 19500	-	4750 - 5000	8000 - 8250	-	15000 - 17000	46000 - 55000	36500 - 37500	13250 - 14000
Jaffna	50000 - 54000	-	14000 - 16000	4500 - 5500	8500 - 9000	-	-	50000 - 55000	-	13250 - 13750
Vavuniya	60000 - 62500	-	-	5000 - 5500	8500 - 9000	-	17500 - 17600	45000 - 46000	-	14000 - 14500
Mannar	50000 - 52500	19500 - 20000	-	5750 - 6000	8500 - 9000	-	-	50000 - 52500	-	13500 - 13750
Killinochchi	52000 - 53000	-	-	6000 - 6500	9000 - 9500	-	-	60000 - 62500	-	14000 - 14500
Mullattivu	52500 - 55000	-	-	6000 - 6500	9000 - 9500	-	-	64000 - 66500	37500 - 40000	13500 - 14000
Batticaloa	49500 - 51000	19500 - 20000	23500 - 24500	5500 - 6000	9000 - 9500	-	-	62500 - 63250	35000 - 36500	13500 - 13750
Trincomalee	61000 - 61750	-	21250 - 21500	6500 - 6750	10000 - 10500	-	-	50000 - 59400	34000 - 34500	14250 - 14750
Galenbindunuwewa	50000 - 52500	19500 - 20000	-	5750 - 6500	8500 - 9000	-	-	42500 - 62500	27500 - 30000	13500 - 13750
Matale	50000 - 52500	18750 - 20000	-	5400 - 5750	8250 - 8500	-	16000 - 16250	45000 - 55000	35000 - 36250	13000 - 13250

Table 05: Selected Markets: Retail Price of Subsidiary Food Crops (Rs/Kg)

Week 25: 16 - 22 June 2023

LOCATIONS	Dried Chillies	Red Onion		Big Onion	Potato			Pulses		
	Imported	Imported	Local		Imported	Welimada	Nuwara Eliya	Green Gram	Cowpea	Red Dhal
Colombo	700.00 - 850.00	320.00 - 480.00	-	200.00 - 300.00	175.00 - 240.00	240.00 - 280.00	300.00 - 360.00	450.00 - 700.00	520.00 - 800.00	240.00 - 280.00
Gampaha	1280.00 - 1400.00	400.00 - 480.00	-	130.00 - 140.00	200.00 - 240.00	-	400.00 - 440.00	1200.00 - 1280.00	800.00 - 880.00	320.00 - 340.00
Kurunegala	1200.00 - 1260.00	460.00 - 500.00	-	130.00 - 140.00	200.00 - 240.00	-	350.00 - 400.00	1300.00 - 1400.00	800.00 - 900.00	300.00 - 320.00
Nikaweratiya	1100.00 - 1200.00	380.00 - 470.00	-	120.00 - 140.00	180.00 - 200.00	-	400.00 - 400.00	900.00 - 1300.00	750.00 - 750.00	290.00 - 320.00
Dambulla	1100.00 - 1200.00	400.00 - 420.00	-	110.00 - 120.00	180.00 - 200.00	-	360.00 - 380.00	1300.00 - 1400.00	700.00 - 780.00	280.00 - 300.00
Anuradhapura	1150.00 - 1200.00	400.00 - 560.00	-	120.00 - 140.00	180.00 - 200.00	-	360.00 - 400.00	1200.00 - 1500.00	700.00 - 850.00	280.00 - 320.00
Thambuththegama	1100.00 - 1200.00	-	480.00 - 480.00	110.00 - 130.00	170.00 - 190.00	-	350.00 - 360.00	1150.00 - 1500.00	600.00 - 750.00	280.00 - 300.00
Polonnaruwa	1100.00 - 1260.00	420.00 - 430.00	480.00 - 500.00	130.00 - 140.00	210.00 - 220.00	-	350.00 - 360.00	1200.00 - 1300.00	700.00 - 750.00	290.00 - 300.00
Kaluthara	1180.00 - 1200.00	480.00 - 500.00	-	130.00 - 140.00	200.00 - 220.00	-	400.00 - 420.00	1350.00 - 1400.00	800.00 - 900.00	290.00 - 300.00
Badulla	1100.00 - 1200.00	480.00 - 500.00	-	120.00 - 140.00	190.00 - 210.00	400.00 - 440.00	-	1200.00 - 1300.00	800.00 - 800.00	290.00 - 300.00
Keppetipola	1100.00 - 1180.00	480.00 - 500.00	-	120.00 - 135.00	220.00 - 240.00	360.00 - 380.00	-	1380.00 - 1420.00	740.00 - 760.00	285.00 - 300.00
Moneragala	1100.00 - 1200.00	440.00 - 520.00	-	120.00 - 140.00	200.00 - 220.00	-	360.00 - 400.00	1000.00 - 1300.00	600.00 - 800.00	300.00 - 320.00
Kegalle	1080.00 - 1160.00	390.00 - 420.00	-	140.00 - 150.00	200.00 - 210.00	-	390.00 - 400.00	900.00 - 1300.00	730.00 - 750.00	290.00 - 350.00
Ampara	1090.00 - 1200.00	400.00 - 480.00	-	120.00 - 140.00	180.00 - 200.00	-	380.00 - 400.00	1080.00 - 1500.00	680.00 - 900.00	280.00 - 300.00
Dehiattakandiya	1100.00 - 1200.00	380.00 - 440.00	-	110.00 - 140.00	190.00 - 200.00	-	-	1100.00 - 1350.00	800.00 - 1000.00	290.00 - 300.00
Nuwaraeliya	-	-	-	-	-	-	-	-	-	-
Kandy	1180.00 - 1200.00	480.00 - 520.00	-	130.00 - 140.00	200.00 - 210.00	-	360.00 - 400.00	1450.00 - 1550.00	900.00 - 920.00	300.00 - 340.00
Puttalam	1080.00 - 1150.00	-	480.00 - 560.00	130.00 - 150.00	180.00 - 220.00	-	360.00 - 400.00	1050.00 - 1200.00	650.00 - 700.00	285.00 - 295.00
Rathnapura	1300.00 - 1400.00	420.00 - 480.00	-	130.00 - 140.00	190.00 - 200.00	-	-	1200.00 - 1300.00	750.00 - 800.00	280.00 - 300.00
Hambantota	1150.00 - 1250.00	400.00 - 430.00	-	125.00 - 130.00	200.00 - 210.00	-	-	900.00 - 1000.00	850.00 - 900.00	290.00 - 300.00
Matara	1150.00 - 1200.00	400.00 - 460.00	-	120.00 - 130.00	200.00 - 220.00	-	350.00 - 370.00	1100.00 - 1200.00	780.00 - 850.00	298.00 - 310.00
Galle	1175.00 - 1250.00	480.00 - 520.00	-	120.00 - 130.00	200.00 - 200.00	-	360.00 - 380.00	1200.00 - 1275.00	850.00 - 990.00	290.00 - 300.00
Tissamaharama	1150.00 - 1250.00	400.00 - 420.00	-	120.00 - 130.00	180.00 - 200.00	-	330.00 - 340.00	850.00 - 900.00	850.00 - 850.00	290.00 - 310.00
Meegoda (DEC)	1100.00 - 1200.00	480.00 - 500.00	-	120.00 - 130.00	180.00 - 190.00	-	380.00 - 420.00	1120.00 - 1500.00	900.00 - 1000.00	290.00 - 320.00
Embilipitiya	1200.00 - 1400.00	-	440.00 - 480.00	115.00 - 130.00	180.00 - 200.00	-	380.00 - 400.00	1000.00 - 1250.00	700.00 - 800.00	280.00 - 299.00
Jaffna	1100.00 - 1250.00	-	320.00 - 350.00	110.00 - 140.00	200.00 - 220.00	-	-	1100.00 - 1250.00	-	285.00 - 295.00
Vavuniya	1300.00 - 1350.00	-	-	120.00 - 130.00	200.00 - 215.00	-	400.00 - 420.00	1000.00 - 1100.00	800.00 - 850.00	300.00 - 315.00
Mannar	1100.00 - 1300.00	-	-	130.00 - 150.00	200.00 - 220.00	-	-	1200.00 - 1400.00	-	295.00 - 310.00
Killinochchi	1100.00 - 1150.00	-	-	140.00 - 150.00	220.00 - 240.00	-	-	1300.00 - 1350.00	-	300.00 - 310.00
Mullaittivu	1100.00 - 1150.00	-	-	-	200.00 - 220.00	-	-	1350.00 - 1400.00	800.00 - 850.00	300.00 - 320.00
Batticaloa	1060.00 - 1100.00	450.00 - 480.00	560.00 - 600.00	140.00 - 150.00	220.00 - 240.00	-	-	1300.00 - 1350.00	760.00 - 800.00	298.00 - 305.00
Trincomalee	1245.00 - 1250.00	-	440.00 - 450.00	145.00 - 155.00	215.00 - 225.00	-	-	1280.00 - 1290.00	700.00 - 720.00	300.00 - 320.00
Hanguranketha	1100.00 - 1280.00	-	-	115.00 - 140.00	175.00 - 220.00	-	340.00 - 350.00	1225.00 - 1400.00	700.00 - 800.00	278.00 - 298.00
Veyangoda	1100.00 - 1200.00	400.00 - 480.00	-	120.00 - 130.00	180.00 - 200.00	-	360.00 - 380.00	1200.00 - 1300.00	720.00 - 800.00	290.00 - 320.00
Galenbindunuwewa	1100.00 - 1150.00	440.00 - 480.00	-	120.00 - 135.00	180.00 - 190.00	-	-	900.00 - 1300.00	600.00 - 650.00	280.00 - 290.00
Bandarawela	1150.00 - 1200.00	420.00 - 440.00	-	130.00 - 140.00	200.00 - 220.00	340.00 - 360.00	-	1200.00 - 1300.00	750.00 - 800.00	280.00 - 300.00
Matale	1100.00 - 1150.00	420.00 - 450.00	-	120.00 - 130.00	180.00 - 190.00	-	360.00 - 380.00	1450.00 - 1500.00	750.00 - 850.00	270.00 - 280.00

Table 06: Selected Markets: Wholesale Price of Vegetables(Rs/Kg)

Week 25: 16 - 22 June 2023

Locations	Butter Beans	Green Beans	Carrot	Leeks	Beetroot	Knolkhol
Colombo	-	350.00 - 450.00	250.00 - 320.00	180.00 - 200.00	280.00 - 450.00	150.00 - 200.00
Meegoda (DEC)	-	430.00 - 480.00	320.00 - 340.00	220.00 - 260.00	320.00 - 360.00	260.00 - 300.00
Dambulla (DEC)	-	360.00 - 400.00	280.00 - 320.00	150.00 - 200.00	280.00 - 400.00	210.00 - 230.00
Keppetipola (DEC)	-	420.00 - 430.00	250.00 - 300.00	180.00 - 190.00	270.00 - 280.00	180.00 - 200.00
Norochchole (DEC)	-	-	-	-	250.00 - 330.00	-
Nuwara Eliya	-	-	-	-	-	-
Kandy	-	380.00 - 400.00	280.00 - 300.00	190.00 - 200.00	290.00 - 300.00	180.00 - 200.00
Hambantota	-	400.00 - 450.00	350.00 - 380.00	250.00 - 280.00	430.00 - 480.00	250.00 - 300.00
Thambuththegama (DEC)	-	440.00 - 470.00	320.00 - 350.00	230.00 - 250.00	300.00 - 320.00	230.00 - 260.00
Jaffna	-	380.00 - 420.00	280.00 - 350.00	200.00 - 250.00	280.00 - 360.00	-
Bandarawela	-	380.00 - 420.00	280.00 - 300.00	180.00 - 200.00	260.00 - 280.00	200.00 - 220.00
Veyangoda	-	450.00 - 470.00	300.00 - 340.00	220.00 - 250.00	280.00 - 320.00	220.00 - 300.00

Locations	Raddish	Cabbage	Tomato	Ladies Fingers	Brinjal	Capsicum
Colombo	100.00 - 150.00	120.00 - 160.00	180.00 - 200.00	150.00 - 180.00	150.00 - 200.00	250.00 - 300.00
Meegoda (DEC)	80.00 - 130.00	170.00 - 200.00	150.00 - 200.00	180.00 - 220.00	190.00 - 250.00	280.00 - 320.00
Moneragala	100.00 - 160.00	200.00 - 250.00	200.00 - 220.00	200.00 - 220.00	130.00 - 160.00	350.00 - 370.00
Dambulla (DEC)	80.00 - 100.00	130.00 - 150.00	110.00 - 130.00	160.00 - 170.00	110.00 - 150.00	230.00 - 270.00
Keppetipola (DEC)	50.00 - 60.00	130.00 - 150.00	100.00 - 120.00	170.00 - 180.00	180.00 - 200.00	290.00 - 310.00
Norochchole (DEC)	70.00 - 100.00	-	-	150.00 - 170.00	130.00 - 180.00	350.00 - 400.00
Nuwara Eliya	-	-	-	-	-	-
Kandy	80.00 - 100.00	130.00 - 180.00	150.00 - 180.00	170.00 - 180.00	180.00 - 220.00	250.00 - 270.00
Hambantota	150.00 - 200.00	250.00 - 290.00	180.00 - 240.00	180.00 - 200.00	180.00 - 240.00	280.00 - 330.00
Thambuththegama (DEC)	80.00 - 110.00	180.00 - 210.00	120.00 - 140.00	170.00 - 200.00	130.00 - 200.00	280.00 - 350.00
Tissamaharama	180.00 - 200.00	260.00 - 280.00	220.00 - 250.00	150.00 - 170.00	210.00 - 240.00	300.00 - 330.00
Jaffna	80.00 - 100.00	150.00 - 180.00	150.00 - 180.00	140.00 - 160.00	100.00 - 140.00	280.00 - 320.00
Bandarawela	60.00 - 80.00	120.00 - 140.00	100.00 - 130.00	-	140.00 - 160.00	250.00 - 280.00
Veyangoda	80.00 - 110.00	180.00 - 220.00	160.00 - 190.00	200.00 - 220.00	180.00 - 230.00	250.00 - 300.00

Locations	Pumpkin	Cucumber	Bitter Gourd	Snake Gourd	Drumstick	Luffa
Colombo	80.00 - 100.00	100.00 - 120.00	400.00 - 450.00	200.00 - 250.00	350.00 - 850.00	130.00 - 160.00
Meegoda (DEC)	100.00 - 120.00	70.00 - 120.00	450.00 - 480.00	280.00 - 350.00	-	220.00 - 250.00
Moneragala	80.00 - 120.00	120.00 - 150.00	500.00 - 550.00	300.00 - 380.00	350.00 - 380.00	260.00 - 340.00
Dambulla (DEC)	70.00 - 90.00	65.00 - 70.00	430.00 - 460.00	180.00 - 220.00	360.00 - 400.00	180.00 - 210.00
Keppetipola (DEC)	70.00 - 80.00	100.00 - 110.00	430.00 - 450.00	200.00 - 220.00	-	180.00 - 200.00
Norochchole (DEC)	70.00 - 100.00	70.00 - 100.00	400.00 - 460.00	160.00 - 200.00	500.00 - 600.00	120.00 - 150.00
Nuwara Eliya	-	-	-	-	-	-
Kandy	90.00 - 110.00	80.00 - 90.00	380.00 - 400.00	200.00 - 220.00	-	130.00 - 150.00
Hambantota	120.00 - 150.00	120.00 - 150.00	400.00 - 500.00	260.00 - 300.00	340.00 - 380.00	250.00 - 310.00
Thambuththegama (DEC)	75.00 - 110.00	50.00 - 70.00	380.00 - 420.00	160.00 - 200.00	-	140.00 - 180.00
Tissamaharama	95.00 - 110.00	100.00 - 120.00	400.00 - 430.00	280.00 - 300.00	360.00 - 370.00	210.00 - 230.00
Jaffna	60.00 - 80.00	60.00 - 80.00	380.00 - 460.00	100.00 - 120.00	600.00 - 680.00	-
Bandarawela	60.00 - 80.00	80.00 - 100.00	-	-	-	-
Veyangoda	80.00 - 120.00	80.00 - 100.00	450.00 - 500.00	230.00 - 290.00	550.00 - 600.00	170.00 - 230.00

Table 06 (Contd.)

	Long Beans	Ash Plantain	Green Chillies	Lime	Sweet Potatoe	Manioc
Colombo	250.00 - 350.00	140.00 - 160.00	400.00 - 750.00	250.00 - 300.00	80.00 - 100.00	140.00 - 180.00
Meegoda (DEC)	320.00 - 380.00	160.00 - 190.00	650.00 - 750.00	250.00 - 320.00	80.00 - 100.00	-
Moneragala	250.00 - 300.00	80.00 - 100.00	700.00 - 750.00	250.00 - 300.00	80.00 - 120.00	80.00 - 100.00
Dambulla (DEC)	200.00 - 230.00	150.00 - 160.00	500.00 - 550.00	200.00 - 230.00	75.00 - 85.00	120.00 - 130.00
Keppetipola (DEC)	260.00 - 280.00	150.00 - 160.00	650.00 - 700.00	260.00 - 280.00	100.00 - 110.00	120.00 - 130.00
Norochchole (DEC)	250.00 - 300.00	150.00 - 180.00	500.00 - 600.00	-	100.00 - 150.00	140.00 - 160.00
Nuwara Eliya	-	-	-	-	-	-
Kandy	280.00 - 300.00	150.00 - 170.00	550.00 - 600.00	250.00 - 280.00	80.00 - 100.00	130.00 - 150.00
Hambantota	270.00 - 300.00	120.00 - 150.00	600.00 - 650.00	350.00 - 400.00	120.00 - 150.00	120.00 - 160.00
Thambuththegama (DEC)	330.00 - 360.00	120.00 - 150.00	630.00 - 700.00	220.00 - 250.00	70.00 - 100.00	110.00 - 120.00
Tissamaharama	250.00 - 270.00	120.00 - 130.00	550.00 - 580.00	250.00 - 270.00	110.00 - 130.00	130.00 - 140.00
Jaffna	380.00 - 420.00	90.00 - 120.00	500.00 - 580.00	320.00 - 380.00	120.00 - 150.00	120.00 - 150.00
Bandarawela	-	-	650.00 - 700.00	-	80.00 - 100.00	120.00 - 140.00
Veyangoda	280.00 - 330.00	160.00 - 200.00	650.00 - 700.00	270.00 - 300.00	80.00 - 110.00	130.00 - 160.00

Locations	Leafy Vegetables (Rs/Bundle)			Coconut (Rs/Nut)	
	Mukunuwenna	Kankun	Gotukola	Large	Small
Colombo	40.00 - 50.00	40.00 - 50.00	280.00 - 300.00	95.00 - 100.00	80.00 - 85.00
Meegoda (DEC)	80.00 - 80.00	80.00 - 80.00	80.00 - 80.00	90.00 - 100.00	70.00 - 80.00
Norochchole (DEC)	50.00 - 60.00	50.00 - 60.00	120.00 - 130.00	70.00 - 80.00	60.00 - 65.00
Nuwara Eliya	-	-	-	-	-
Dambulla (DEC)	30.00 - 35.00	30.00 - 35.00	25.00 - 30.00	70.00 - 75.00	60.00 - 63.00
Kandy	40.00 - 45.00	45.00 - 50.00	250.00 - 260.00	80.00 - 85.00	65.00 - 70.00
Hambantota	40.00 - 45.00	40.00 - 45.00	60.00 - 70.00	-	-
Thambuththegama (DEC)	30.00 - 30.00	30.00 - 30.00	30.00 - 30.00	70.00 - 75.00	60.00 - 65.00
Tissamaharama	40.00 - 45.00	40.00 - 45.00	45.00 - 50.00	80.00 - 85.00	55.00 - 60.00
Jaffna	70.00 - 80.00	30.00 - 35.00	180.00 - 200.00	75.00 - 90.00	55.00 - 60.00
Bandarawela	-	-	-	-	-
Veyangoda	35.00 - 40.00	30.00 - 40.00	45.00 - 45.00	100.00 - 100.00	85.00 - 85.00

Colombo, Meegoda, Norochchole, Jaffna and Kandy - Gotukola Price Rs/Kg

Table 07: Selected Markets: Retail Price of Vegetables (Rs/Kg)

Week 25: 16 - 22 June 2023

LOCATIONS	Up Country Varieties																
	Butter Beans		Green Beans		Carrot		Leeks		Beetroot		Knol Khol		Raddish		Cabbage		Tomato
Colombo	-	400.00 - 540.00	280.00 - 560.00	240.00 - 480.00	350.00 - 600.00	200.00 - 480.00	140.00 - 320.00	280.00 - 500.00	240.00 - 500.00								
Gampaha	-	400.00 - 480.00	400.00 - 480.00	320.00 - 400.00	400.00 - 480.00	320.00 - 320.00	140.00 - 240.00	280.00 - 320.00	320.00 - 360.00								
Kurunegala	-	540.00 - 580.00	460.00 - 480.00	380.00 - 400.00	500.00 - 600.00	320.00 - 400.00	240.00 - 300.00	340.00 - 400.00	320.00 - 360.00								
Nikaweratiya	-	480.00 - 540.00	400.00 - 480.00	400.00 - 480.00	400.00 - 600.00	400.00 - 400.00	200.00 - 240.00	320.00 - 400.00	320.00 - 320.00								
Dambulla	-	520.00 - 560.00	460.00 - 480.00	340.00 - 380.00	460.00 - 520.00	380.00 - 400.00	200.00 - 220.00	280.00 - 320.00	280.00 - 320.00								
Anuradhapura	-	440.00 - 600.00	400.00 - 480.00	320.00 - 400.00	440.00 - 600.00	280.00 - 300.00	160.00 - 240.00	280.00 - 400.00	280.00 - 320.00								
Thambuththegama	-	540.00 - 600.00	400.00 - 440.00	300.00 - 360.00	380.00 - 440.00	340.00 - 360.00	140.00 - 180.00	240.00 - 300.00	220.00 - 260.00								
Polonnaruwa	-	560.00 - 580.00	480.00 - 500.00	420.00 - 440.00	480.00 - 500.00	360.00 - 370.00	260.00 - 280.00	360.00 - 380.00	320.00 - 340.00								
Kaluthara	-	480.00 - 500.00	400.00 - 420.00	380.00 - 400.00	500.00 - 520.00	340.00 - 360.00	280.00 - 300.00	260.00 - 280.00	300.00 - 320.00								
Badulla	-	480.00 - 520.00	400.00 - 440.00	280.00 - 320.00	400.00 - 440.00	360.00 - 400.00	160.00 - 200.00	280.00 - 320.00	200.00 - 240.00								
Keppetipola	-	460.00 - 480.00	360.00 - 380.00	260.00 - 280.00	340.00 - 360.00	260.00 - 280.00	120.00 - 140.00	240.00 - 250.00	220.00 - 240.00								
Moneragala	-	480.00 - 520.00	400.00 - 480.00	320.00 - 400.00	480.00 - 520.00	-	160.00 - 240.00	320.00 - 400.00	280.00 - 320.00								
Kegalle	-	480.00 - 520.00	460.00 - 480.00	460.00 - 480.00	400.00 - 600.00	420.00 - 440.00	260.00 - 280.00	340.00 - 360.00	290.00 - 320.00								
Ampara	-	520.00 - 520.00	440.00 - 480.00	340.00 - 350.00	480.00 - 520.00	-	240.00 - 240.00	320.00 - 320.00	300.00 - 300.00								
Dehiattakandiya	-	460.00 - 520.00	440.00 - 480.00	380.00 - 420.00	420.00 - 480.00	320.00 - 400.00	200.00 - 240.00	300.00 - 360.00	280.00 - 320.00								
Nuwaraeliya	-	-	-	-	-	-	-	-	-								
Kandy	-	550.00 - 600.00	480.00 - 520.00	320.00 - 360.00	480.00 - 500.00	360.00 - 400.00	160.00 - 200.00	240.00 - 300.00	260.00 - 280.00								
Puttalam	-	560.00 - 640.00	440.00 - 480.00	400.00 - 440.00	400.00 - 600.00	-	300.00 - 320.00	400.00 - 480.00	320.00 - 360.00								
Hambantota	-	480.00 - 530.00	400.00 - 480.00	320.00 - 380.00	480.00 - 540.00	320.00 - 400.00	230.00 - 280.00	320.00 - 400.00	240.00 - 320.00								
Rathnapura	-	500.00 - 540.00	460.00 - 480.00	380.00 - 420.00	460.00 - 480.00	360.00 - 380.00	160.00 - 180.00	340.00 - 375.00	300.00 - 340.00								
Matara	-	480.00 - 520.00	400.00 - 480.00	320.00 - 400.00	480.00 - 550.00	-	240.00 - 280.00	320.00 - 400.00	240.00 - 300.00								
Galle	-	480.00 - 520.00	400.00 - 480.00	360.00 - 400.00	540.00 - 580.00	400.00 - 420.00	240.00 - 280.00	340.00 - 400.00	320.00 - 360.00								
Tissamaharama	-	460.00 - 480.00	390.00 - 420.00	280.00 - 300.00	480.00 - 500.00	250.00 - 270.00	240.00 - 260.00	280.00 - 300.00	280.00 - 320.00								
Meegoda (DEC)	-	440.00 - 500.00	380.00 - 440.00	360.00 - 440.00	340.00 - 380.00	340.00 - 380.00	240.00 - 280.00	300.00 - 400.00	240.00 - 300.00								
Embilipitiya	-	520.00 - 600.00	400.00 - 480.00	280.00 - 320.00	400.00 - 480.00	300.00 - 320.00	200.00 - 280.00	320.00 - 360.00	200.00 - 240.00								
Jaffna	-	480.00 - 520.00	380.00 - 440.00	280.00 - 350.00	380.00 - 420.00	-	100.00 - 140.00	200.00 - 270.00	200.00 - 240.00								
Vavuniya	-	500.00 - 600.00	480.00 - 500.00	360.00 - 400.00	450.00 - 480.00	300.00 - 350.00	250.00 - 300.00	300.00 - 360.00	280.00 - 300.00								
Mannar	-	520.00 - 580.00	480.00 - 520.00	400.00 - 480.00	480.00 - 520.00	-	180.00 - 220.00	400.00 - 450.00	320.00 - 360.00								
Killinochchi	-	560.00 - 600.00	540.00 - 560.00	540.00 - 560.00	550.00 - 600.00	-	240.00 - 260.00	380.00 - 420.00	380.00 - 420.00								
Mullaittivu	-	550.00 - 600.00	400.00 - 450.00	350.00 - 360.00	550.00 - 600.00	-	250.00 - 280.00	350.00 - 360.00	350.00 - 400.00								
Batticaloa	-	540.00 - 580.00	520.00 - 560.00	400.00 - 440.00	560.00 - 600.00	360.00 - 400.00	300.00 - 320.00	400.00 - 420.00	360.00 - 400.00								
Trincomalee	-	525.00 - 550.00	470.00 - 500.00	400.00 - 420.00	480.00 - 520.00	350.00 - 380.00	300.00 - 330.00	400.00 - 430.00	340.00 - 350.00								
Hanguranketha	-	420.00 - 460.00	350.00 - 380.00	240.00 - 260.00	380.00 - 420.00	250.00 - 280.00	120.00 - 150.00	200.00 - 230.00	180.00 - 210.00								
Veyangoda	-	480.00 - 520.00	400.00 - 440.00	320.00 - 400.00	400.00 - 480.00	380.00 - 400.00	240.00 - 280.00	360.00 - 400.00	320.00 - 360.00								
Galenbindunuwewa	-	600.00 - 600.00	400.00 - 480.00	320.00 - 400.00	400.00 - 600.00	280.00 - 320.00	200.00 - 240.00	260.00 - 400.00	280.00 - 320.00								
Bandarawela	-	480.00 - 500.00	380.00 - 400.00	280.00 - 300.00	360.00 - 380.00	300.00 - 320.00	160.00 - 180.00	220.00 - 240.00	200.00 - 220.00								
Matale	-	480.00 - 500.00	400.00 - 480.00	360.00 - 400.00	380.00 - 480.00	380.00 - 400.00	240.00 - 280.00	320.00 - 360.00	320.00 - 360.00								

Table 07 (Contd.)

LOCATIONS	Low Country Varieties										
	Ladies Fingers	Brinjal	Capsicum	Pumpkin	Cucumber	Bitter Gourd	Snake Gourd	Drumstick	Luffa	Long Beans	
Colombo	160.00 - 340.00	250.00 - 500.00	480.00 - 1000.00	70.00 - 160.00	120.00 - 240.00	260.00 - 520.00	280.00 - 400.00	-	240.00 - 400.00	240.00 - 440.00	
Gampaha	240.00 - 320.00	240.00 - 320.00	400.00 - 500.00	160.00 - 200.00	160.00 - 200.00	480.00 - 600.00	400.00 - 400.00	1000.00 - 1000.00	400.00 - 400.00	400.00 - 400.00	
Kurunegala	280.00 - 320.00	300.00 - 360.00	500.00 - 600.00	150.00 - 200.00	160.00 - 200.00	580.00 - 600.00	300.00 - 400.00	800.00 - 800.00	300.00 - 360.00	380.00 - 400.00	
Nikaweratiya	280.00 - 280.00	240.00 - 320.00	480.00 - 600.00	160.00 - 200.00	160.00 - 200.00	560.00 - 600.00	280.00 - 400.00	-	280.00 - 400.00	360.00 - 400.00	
Dambulla	260.00 - 280.00	240.00 - 280.00	480.00 - 540.00	180.00 - 220.00	140.00 - 160.00	600.00 - 640.00	340.00 - 360.00	580.00 - 660.00	300.00 - 320.00	300.00 - 320.00	
Anuradhapura	240.00 - 320.00	240.00 - 320.00	400.00 - 600.00	160.00 - 200.00	160.00 - 180.00	520.00 - 600.00	300.00 - 400.00	600.00 - 700.00	280.00 - 360.00	360.00 - 480.00	
Thambuththegama	220.00 - 280.00	220.00 - 280.00	440.00 - 520.00	120.00 - 200.00	120.00 - 160.00	480.00 - 520.00	240.00 - 260.00	-	220.00 - 280.00	380.00 - 420.00	
Polonnaruwa	320.00 - 340.00	360.00 - 380.00	470.00 - 500.00	180.00 - 200.00	180.00 - 200.00	600.00 - 620.00	380.00 - 400.00	-	360.00 - 380.00	360.00 - 370.00	
Kaluthara	280.00 - 300.00	340.00 - 360.00	660.00 - 680.00	140.00 - 160.00	160.00 - 180.00	700.00 - 720.00	360.00 - 380.00	-	340.00 - 360.00	460.00 - 480.00	
Badulla	280.00 - 320.00	280.00 - 320.00	360.00 - 400.00	160.00 - 180.00	200.00 - 220.00	520.00 - 560.00	360.00 - 400.00	-	320.00 - 360.00	320.00 - 360.00	
Keppetipola	240.00 - 260.00	260.00 - 280.00	360.00 - 380.00	180.00 - 200.00	200.00 - 220.00	480.00 - 500.00	260.00 - 280.00	-	260.00 - 280.00	340.00 - 360.00	
Moneragala	240.00 - 320.00	200.00 - 240.00	480.00 - 520.00	120.00 - 160.00	200.00 - 240.00	550.00 - 600.00	400.00 - 440.00	480.00 - 520.00	320.00 - 400.00	320.00 - 380.00	
Kegalle	340.00 - 360.00	290.00 - 320.00	420.00 - 440.00	160.00 - 180.00	160.00 - 180.00	570.00 - 600.00	420.00 - 440.00	620.00 - 640.00	340.00 - 360.00	380.00 - 400.00	
Ampara	280.00 - 320.00	320.00 - 320.00	440.00 - 480.00	160.00 - 200.00	200.00 - 200.00	-	320.00 - 360.00	-	300.00 - 320.00	360.00 - 400.00	
Dehiattakandiya	300.00 - 320.00	240.00 - 260.00	460.00 - 480.00	180.00 - 200.00	180.00 - 200.00	600.00 - 640.00	360.00 - 400.00	-	240.00 - 320.00	380.00 - 420.00	
Nuwaraeliya	-	-	-	-	-	-	-	-	-	-	
Kandy	240.00 - 280.00	300.00 - 320.00	450.00 - 480.00	160.00 - 180.00	120.00 - 140.00	480.00 - 520.00	300.00 - 320.00	-	240.00 - 260.00	480.00 - 500.00	
Puttalam	260.00 - 300.00	320.00 - 400.00	480.00 - 700.00	200.00 - 240.00	200.00 - 220.00	600.00 - 680.00	300.00 - 340.00	600.00 - 800.00	320.00 - 400.00	400.00 - 480.00	
Rathnapura	200.00 - 240.00	260.00 - 280.00	420.00 - 440.00	140.00 - 160.00	180.00 - 220.00	550.00 - 600.00	380.00 - 400.00	550.00 - 600.00	360.00 - 390.00	420.00 - 440.00	
Hambantota	240.00 - 260.00	240.00 - 320.00	320.00 - 400.00	160.00 - 200.00	160.00 - 200.00	500.00 - 600.00	320.00 - 400.00	400.00 - 460.00	320.00 - 400.00	320.00 - 400.00	
Matara	240.00 - 280.00	260.00 - 320.00	400.00 - 440.00	160.00 - 200.00	160.00 - 220.00	550.00 - 600.00	320.00 - 400.00	600.00 - 620.00	320.00 - 400.00	360.00 - 400.00	
Galle	280.00 - 300.00	320.00 - 360.00	400.00 - 480.00	140.00 - 160.00	180.00 - 200.00	560.00 - 600.00	400.00 - 440.00	-	340.00 - 400.00	320.00 - 400.00	
Tissamaharama	190.00 - 220.00	250.00 - 280.00	330.00 - 360.00	130.00 - 150.00	150.00 - 180.00	480.00 - 520.00	340.00 - 360.00	400.00 - 420.00	260.00 - 300.00	300.00 - 340.00	
Meegoda (DEC)	240.00 - 320.00	320.00 - 380.00	400.00 - 600.00	180.00 - 240.00	140.00 - 200.00	560.00 - 650.00	360.00 - 420.00	-	280.00 - 340.00	400.00 - 460.00	
Embilipitiya	200.00 - 280.00	280.00 - 320.00	480.00 - 600.00	120.00 - 200.00	160.00 - 240.00	500.00 - 600.00	280.00 - 320.00	350.00 - 400.00	320.00 - 400.00	300.00 - 400.00	
Jaffna	180.00 - 220.00	160.00 - 200.00	320.00 - 400.00	90.00 - 110.00	80.00 - 120.00	480.00 - 520.00	140.00 - 200.00	700.00 - 900.00	-	450.00 - 500.00	
Vavuniya	240.00 - 280.00	200.00 - 260.00	540.00 - 600.00	160.00 - 180.00	200.00 - 220.00	600.00 - 700.00	300.00 - 400.00	1000.00 - 1150.00	300.00 - 340.00	300.00 - 400.00	
Mannar	250.00 - 320.00	280.00 - 320.00	400.00 - 460.00	120.00 - 150.00	180.00 - 200.00	600.00 - 650.00	400.00 - 450.00	700.00 - 800.00	-	400.00 - 450.00	
Killinochchi	240.00 - 260.00	240.00 - 260.00	540.00 - 580.00	140.00 - 160.00	200.00 - 220.00	580.00 - 620.00	340.00 - 360.00	-	-	340.00 - 360.00	
Mullaittivu	250.00 - 280.00	180.00 - 200.00	500.00 - 560.00	150.00 - 160.00	-	600.00 - 650.00	350.00 - 360.00	-	-	350.00 - 380.00	
Batticaloa	300.00 - 330.00	360.00 - 400.00	520.00 - 560.00	180.00 - 220.00	160.00 - 180.00	580.00 - 600.00	320.00 - 350.00	800.00 - 900.00	280.00 - 320.00	360.00 - 400.00	
Trincomalee	325.00 - 350.00	230.00 - 250.00	430.00 - 450.00	185.00 - 200.00	170.00 - 185.00	580.00 - 600.00	400.00 - 425.00	580.00 - 600.00	400.00 - 420.00	350.00 - 360.00	
Hanguranketha	220.00 250.00	240.00 260.00	300.00 350.00	120.00 160.00	120.00 150.00	550.00 580.00	230.00 260.00	550.00 600.00	180.00 200.00	240.00 280.00	
Veyangoda	240.00 - 320.00	320.00 - 400.00	500.00 - 600.00	140.00 - 160.00	160.00 - 160.00	550.00 - 600.00	340.00 - 400.00	800.00 - 800.00	320.00 - 400.00	380.00 - 400.00	
Galenbindunuwewa	280.00 - 320.00	260.00 - 320.00	400.00 - 600.00	200.00 - 240.00	140.00 - 180.00	600.00 - 720.00	360.00 - 400.00	600.00 - 600.00	280.00 - 320.00	280.00 - 320.00	
Bandarawela	240.00 - 260.00	260.00 - 280.00	380.00 - 400.00	160.00 - 180.00	180.00 - 200.00	500.00 - 520.00	320.00 - 340.00	-	280.00 - 300.00	320.00 - 340.00	
Matale	320.00 - 360.00	280.00 - 320.00	380.00 - 500.00	160.00 - 200.00	160.00 - 200.00	560.00 - 600.00	380.00 - 400.00	560.00 - 600.00	320.00 - 360.00	320.00 - 400.00	

Table 07 (Contd.)

LOCATIONS	Low Country Varieties					Leafy Vegetable			Coconut (Rs/Nut)	
	Ash Plantain	Green Chillies	Lime	Sweet Potato	Manioc	Mukunuwenna	Kankun	Gotukola	Large	Small
Colombo	100.00 - 160.00	600.00 - 1500.00	200.00 - 600.00	160.00 - 240.00	50.00 - 100.00	50.00 - 80.00	50.00 - 80.00	50.00 - 80.00	85.00 - 100.00	60.00 - 80.00
Gampaha	240.00 - 320.00	1000.00 - 1000.00	500.00 - 600.00	180.00 - 180.00	200.00 - 200.00	60.00 - 70.00	60.00 - 70.00	30.00 - 30.00	100.00 - 100.00	80.00 - 80.00
Kurunegala	280.00 - 320.00	800.00 - 1000.00	400.00 - 600.00	220.00 - 240.00	200.00 - 240.00	40.00 - 50.00	40.00 - 50.00	30.00 - 30.00	100.00 - 100.00	70.00 - 80.00
Nikaweratiya	160.00 - 200.00	700.00 - 800.00	320.00 - 400.00	160.00 - 240.00	130.00 - 150.00	40.00 - 50.00	40.00 - 50.00	60.00 - 60.00	80.00 - 85.00	65.00 - 70.00
Dambulla	240.00 - 260.00	700.00 - 800.00	400.00 - 500.00	180.00 - 200.00	180.00 - 200.00	50.00 - 60.00	50.00 - 60.00	50.00 - 60.00	90.00 - 100.00	70.00 - 80.00
Anuradhapura	200.00 - 280.00	800.00 - 1000.00	400.00 - 500.00	160.00 - 240.00	200.00 - 240.00	50.00 - 60.00	50.00 - 60.00	50.00 - 60.00	90.00 - 100.00	70.00 - 80.00
Thambuththegama	180.00 - 220.00	800.00 - 1000.00	350.00 - 400.00	160.00 - 200.00	150.00 - 200.00	40.00 - 40.00	40.00 - 40.00	-	80.00 - 85.00	75.00 - 75.00
Polonnaruwa	270.00 - 300.00	800.00 - 1000.00	320.00 - 360.00	180.00 - 200.00	140.00 - 160.00	50.00 - 60.00	50.00 - 60.00	50.00 - 60.00	85.00 - 90.00	75.00 - 80.00
Kaluthara	280.00 - 300.00	740.00 - 760.00	460.00 - 480.00	200.00 - 220.00	240.00 - 260.00	70.00 - 80.00	70.00 - 80.00	90.00 - 100.00	110.00 - 120.00	90.00 - 95.00
Badulla	220.00 - 240.00	800.00 - 900.00	400.00 - 550.00	160.00 - 180.00	220.00 - 240.00	70.00 - 70.00	70.00 - 70.00	70.00 - 80.00	100.00 - 110.00	85.00 - 90.00
Keppetipola	220.00 - 240.00	800.00 - 900.00	350.00 - 360.00	160.00 - 180.00	190.00 - 200.00	30.00 - 40.00	30.00 - 40.00	25.00 - 30.00	100.00 - 105.00	90.00 - 95.00
Moneragala	120.00 - 160.00	800.00 - 900.00	320.00 - 400.00	150.00 - 160.00	100.00 - 120.00	50.00 - 60.00	50.00 - 60.00	50.00 - 60.00	80.00 - 90.00	60.00 - 70.00
Kegalle	260.00 - 280.00	820.00 - 850.00	480.00 - 500.00	180.00 - 200.00	200.00 - 210.00	70.00 - 80.00	70.00 - 80.00	50.00 - 70.00	80.00 - 95.00	65.00 - 75.00
Ampara	200.00 - 240.00	800.00 - 800.00	300.00 - 400.00	200.00 - 200.00	200.00 - 200.00	50.00 - 60.00	50.00 - 50.00	50.00 - 50.00	100.00 - 100.00	90.00 - 90.00
Dehiattakandiya	160.00 - 200.00	800.00 - 800.00	400.00 - 500.00	160.00 - 200.00	200.00 - 200.00	60.00 - 60.00	60.00 - 60.00	60.00 - 60.00	80.00 - 90.00	65.00 - 75.00
Nuwaraeliya	-	-	-	-	-	-	-	-	-	-
Kandy	300.00 - 320.00	800.00 - 850.00	400.00 - 450.00	160.00 - 180.00	220.00 - 240.00	50.00 - 60.00	50.00 - 60.00	40.00 - 50.00	95.00 - 100.00	75.00 - 80.00
Puttalam	150.00 - 200.00	1000.00 - 1100.00	400.00 - 600.00	200.00 - 240.00	200.00 - 240.00	60.00 - 70.00	60.00 - 70.00	40.00 - 40.00	80.00 - 85.00	65.00 - 75.00
Rathnapura	200.00 - 220.00	900.00 - 1000.00	550.00 - 600.00	190.00 - 220.00	160.00 - 180.00	90.00 - 100.00	85.00 - 90.00	100.00 - 110.00	100.00 - 110.00	80.00 - 90.00
Hambanthota	160.00 - 200.00	720.00 - 800.00	400.00 - 480.00	160.00 - 200.00	170.00 - 220.00	50.00 - 55.00	50.00 - 50.00	70.00 - 80.00	90.00 - 110.00	70.00 - 80.00
Matara	220.00 - 260.00	780.00 - 850.00	400.00 - 500.00	160.00 - 200.00	180.00 - 240.00	55.00 - 60.00	55.00 - 60.00	75.00 - 90.00	100.00 - 115.00	80.00 - 90.00
Galle	200.00 - 280.00	800.00 - 860.00	460.00 - 500.00	180.00 - 200.00	200.00 - 240.00	70.00 - 70.00	60.00 - 70.00	70.00 - 80.00	110.00 - 120.00	80.00 - 95.00
Tissamaharama	150.00 - 170.00	600.00 - 680.00	300.00 - 340.00	160.00 - 200.00	200.00 - 220.00	45.00 - 50.00	45.00 - 50.00	50.00 - 60.00	85.00 - 90.00	60.00 - 70.00
Meegoda (DEC)	220.00 - 260.00	800.00 - 1000.00	400.00 - 600.00	180.00 - 220.00	-	90.00 - 90.00	80.00 - 80.00	80.00 - 80.00	110.00 - 125.00	80.00 - 100.00
Embilipitiya	160.00 - 200.00	900.00 - 1000.00	400.00 - 450.00	150.00 - 200.00	150.00 - 200.00	50.00 - 70.00	50.00 - 70.00	60.00 - 80.00	90.00 - 120.00	60.00 - 80.00
Jaffna	120.00 - 140.00	600.00 - 700.00	350.00 - 450.00	160.00 - 180.00	160.00 - 200.00	80.00 - 90.00	35.00 - 40.00	40.00 - 45.00	100.00 - 120.00	60.00 - 80.00
Vavuniya	150.00 - 180.00	800.00 - 1000.00	400.00 - 450.00	200.00 - 220.00	240.00 - 260.00	60.00 - 70.00	50.00 - 60.00	50.00 - 60.00	70.00 - 80.00	50.00 - 60.00
Mannar	140.00 - 160.00	700.00 - 800.00	480.00 - 520.00	150.00 - 180.00	220.00 - 240.00	50.00 - 60.00	50.00 - 60.00	50.00 - 60.00	85.00 - 90.00	50.00 - 60.00
Killinochchi	120.00 - 140.00	600.00 - 650.00	400.00 - 440.00	200.00 - 220.00	230.00 - 250.00	50.00 - 60.00	40.00 - 45.00	40.00 - 45.00	70.00 - 90.00	50.00 - 60.00
Mullaittivu	140.00 - 150.00	600.00 - 650.00	400.00 - 440.00	180.00 - 200.00	250.00 - 260.00	50.00 - 60.00	-	40.00 - 50.00	80.00 - 90.00	65.00 - 70.00
Batticaloa	280.00 - 320.00	600.00 - 660.00	450.00 - 480.00	200.00 - 220.00	230.00 - 240.00	60.00 - 70.00	60.00 - 70.00	50.00 - 50.00	80.00 - 80.00	60.00 - 65.00
Trincomalee	260.00 - 275.00	620.00 - 650.00	450.00 - 480.00	200.00 - 230.00	250.00 - 280.00	45.00 - 50.00	45.00 - 50.00	45.00 - 45.00	105.00 - 110.00	85.00 - 90.00
Hanguranketha	200.00 - 250.00	580.00 - 620.00	350.00 - 400.00	120.00 - 150.00	150.00 - 160.00	40.00 - 40.00	40.00 - 50.00	40.00 - 40.00	85.00 - 95.00	60.00 - 80.00
Veyangoda	240.00 - 280.00	800.00 - 1000.00	500.00 - 600.00	160.00 - 220.00	180.00 - 200.00	60.00 - 70.00	60.00 - 70.00	30.00 - 30.00	120.00 - 120.00	80.00 - 100.00
Galenbindunuwewa	120.00 - 140.00	700.00 - 800.00	400.00 - 600.00	140.00 - 160.00	140.00 - 200.00	50.00 - 60.00	50.00 - 60.00	50.00 - 60.00	80.00 - 90.00	60.00 - 70.00
Bandarawela	220.00 - 240.00	750.00 - 800.00	400.00 - 500.00	180.00 - 200.00	220.00 - 240.00	50.00 - 60.00	50.00 - 60.00	60.00 - 70.00	100.00 - 110.00	80.00 - 90.00
Matale	320.00 - 360.00	750.00 - 800.00	400.00 - 600.00	160.00 - 180.00	200.00 - 240.00	50.00 - 60.00	50.00 - 60.00	50.00 - 60.00	100.00 - 110.00	80.00 - 90.00

Table 08: Selected Markets: Retail Price of Fruits (Rs/each & Rs/Kg)

Week 25: 16 - 22 June 2023

19

LOCATIONS	Banana					Pineapple			Mango	
	Ambul (Rs/Kg)	Kolikuttu (Rs/Kg)	Seeni (Rs/Kg)	Anamalu	Ambun	Large	Medium	Small	Betti	Karthakolomban
Colombo	80.00 - 150.00	180.00 - 250.00	100.00 - 150.00	16.00 - 22.00	20.00 - 28.00	300.00 - 380.00	260.00 - 280.00	180.00 - 250.00	-	40.00 - 80.00
Gampaha	160.00 - 180.00	320.00 - 380.00	160.00 - 160.00	25.00 - 30.00	31.00 - 38.00	450.00 - 500.00	300.00 - 400.00	250.00 - 250.00	50.00 - 60.00	100.00 - 120.00
Kurunegala	150.00 - 200.00	400.00 - 500.00	140.00 - 150.00	18.00 - 20.00	25.00 - 30.00	650.00 - 700.00	400.00 - 500.00	200.00 - 250.00	50.00 - 70.00	80.00 - 100.00
Nikaweratiya	120.00 - 130.00	380.00 - 400.00	120.00 - 130.00	-	35.00 - 38.00	550.00 - 630.00	400.00 - 520.00	300.00 - 350.00	-	100.00 - 120.00
Dambulla	120.00 - 150.00	350.00 - 360.00	140.00 - 150.00	-	38.00 - 40.00	550.00 - 600.00	430.00 - 450.00	240.00 - 250.00	50.00 - 60.00	100.00 - 120.00
Anuradhapura	160.00 - 180.00	380.00 - 450.00	160.00 - 180.00	22.00 - 35.00	35.00 - 50.00	630.00 - 720.00	520.00 - 600.00	370.00 - 450.00	-	100.00 - 130.00
Thambuththegama	120.00 - 170.00	350.00 - 400.00	130.00 - 160.00	25.00 - 30.00	38.00 - 45.00	700.00 - 825.00	575.00 - 650.00	-	-	70.00 - 100.00
Polonnaruwa	180.00 - 200.00	380.00 - 400.00	150.00 - 200.00	-	30.00 - 32.00	700.00 - 750.00	500.00 - 550.00	280.00 - 350.00	-	100.00 - 120.00
Kaluthara	180.00 - 200.00	380.00 - 400.00	160.00 - 180.00	30.00 - 32.00	38.00 - 40.00	600.00 - 620.00	500.00 - 520.00	-	-	120.00 - 130.00
Badulla	130.00 - 150.00	350.00 - 400.00	120.00 - 130.00	18.00 - 20.00	28.00 - 30.00	-	460.00 - 500.00	350.00 - 360.00	-	75.00 - 90.00
Keppetipola	150.00 - 160.00	350.00 - 360.00	140.00 - 150.00	25.00 - 28.00	42.00 - 45.00	-	520.00 - 540.00	420.00 - 440.00	35.00 - 42.00	70.00 - 80.00
Moneragala	100.00 - 120.00	250.00 - 280.00	60.00 - 80.00	15.00 - 18.00	19.00 - 23.00	630.00 - 680.00	490.00 - 570.00	-	-	100.00 - 120.00
Kegalle	120.00 - 150.00	380.00 - 420.00	140.00 - 160.00	20.00 - 30.00	25.00 - 35.00	550.00 - 700.00	350.00 - 450.00	120.00 - 200.00	-	80.00 - 100.00
Ampara	140.00 - 160.00	300.00 - 350.00	100.00 - 140.00	18.00 - 18.00	22.00 - 25.00	-	-	400.00 - 450.00	-	60.00 - 70.00
Dehiattakandiya	100.00 - 200.00	300.00 - 400.00	100.00 - 160.00	-	50.00 - 56.00	500.00 - 650.00	380.00 - 450.00	200.00 - 320.00	-	100.00 - 180.00
Nuwaraeliya	-	-	-	-	-	-	-	-	-	-
Kandy	170.00 - 180.00	380.00 - 400.00	170.00 - 180.00	25.00 - 28.00	38.00 - 42.00	630.00 - 650.00	420.00 - 450.00	250.00 - 300.00	40.00 - 50.00	100.00 - 150.00
Puttalam	130.00 - 160.00	350.00 - 400.00	130.00 - 160.00	17.00 - 20.00	-	-	-	250.00 - 300.00	-	65.00 - 85.00
Rathnapura	170.00 - 190.00	330.00 - 360.00	170.00 - 180.00	-	-	500.00 - 550.00	300.00 - 400.00	150.00 - 200.00	-	120.00 - 150.00
Hambantota	130.00 - 140.00	350.00 - 380.00	130.00 - 150.00	18.00 - 21.00	23.00 - 24.00	680.00 - 760.00	500.00 - 600.00	350.00 - 400.00	-	80.00 - 110.00
Matara	130.00 - 145.00	360.00 - 400.00	130.00 - 145.00	18.00 - 20.00	27.00 - 30.00	700.00 - 750.00	580.00 - 630.00	320.00 - 400.00	50.00 - 60.00	80.00 - 120.00
Galle	140.00 - 150.00	360.00 - 400.00	140.00 - 160.00	25.00 - 28.00	28.00 - 32.00	600.00 - 660.00	500.00 - 560.00	-	-	100.00 - 140.00
Tissamaharama	120.00 - 140.00	300.00 - 350.00	120.00 - 140.00	30.00 - 35.00	30.00 - 35.00	650.00 - 670.00	520.00 - 540.00	350.00 - 380.00	-	70.00 - 80.00
Meegoda (DEC)	140.00 - 150.00	350.00 - 380.00	150.00 - 160.00	30.00 - 35.00	30.00 - 35.00	-	380.00 - 420.00	-	-	-
Embilipitiya	110.00 - 130.00	250.00 - 320.00	100.00 - 120.00	20.00 - 30.00	25.00 - 35.00	-	400.00 - 450.00	200.00 - 300.00	40.00 - 60.00	90.00 - 110.00
Jaffna	100.00 - 140.00	350.00 - 380.00	120.00 - 150.00	-	-	680.00 - 750.00	620.00 - 700.00	520.00 - 580.00	-	120.00 - 170.00
Vavuniya	160.00 - 180.00	300.00 - 320.00	150.00 - 170.00	26.00 - 29.00	-	600.00 - 680.00	550.00 - 590.00	400.00 - 460.00	-	80.00 - 90.00
Mannar	120.00 - 150.00	300.00 - 360.00	140.00 - 160.00	16.00 - 20.00	-	600.00 - 650.00	500.00 - 540.00	400.00 - 440.00	-	80.00 - 100.00
Killinochchi	100.00 - 120.00	300.00 - 350.00	100.00 - 120.00	24.00 - 26.00	-	660.00 - 690.00	520.00 - 550.00	440.00 - 460.00	-	100.00 - 120.00
Mullaittivu	150.00 - 180.00	300.00 - 350.00	150.00 - 180.00	30.00 - 32.00	-	500.00 - 520.00	390.00 - 440.00	300.00 - 360.00	-	100.00 - 120.00
Batticaloa	120.00 - 130.00	340.00 - 350.00	140.00 - 150.00	22.00 - 25.00	-	560.00 - 600.00	450.00 - 480.00	360.00 - 400.00	-	100.00 - 120.00
Trincomalee	145.00 - 155.00	365.00 - 380.00	145.00 - 155.00	-	30.00 - 32.00	500.00 - 530.00	450.00 - 460.00	265.00 - 280.00	33.00 - 35.00	105.00 - 116.00
Veyangoda	180.00 - 220.00	400.00 - 500.00	180.00 - 200.00	18.00 - 25.00	28.00 - 38.00	650.00 - 680.00	400.00 - 500.00	350.00 - 350.00	-	70.00 - 120.00
Galenbindunuwewa	140.00 - 150.00	350.00 - 380.00	120.00 - 150.00	25.00 - 30.00	35.00 - 40.00	630.00 - 800.00	520.00 - 600.00	420.00 - 500.00	-	80.00 - 120.00
Bandarawela	140.00 - 160.00	350.00 - 400.00	120.00 - 140.00	20.00 - 22.00	26.00 - 28.00	-	480.00 - 520.00	380.00 - 420.00	-	80.00 - 100.00
Matale	100.00 - 140.00	300.00 - 320.00	130.00 - 160.00	30.00 - 32.00	45.00 - 50.00	500.00 - 580.00	380.00 - 400.00	250.00 - 280.00	40.00 - 50.00	75.00 - 90.00

Table 08 (Contd.)

LOCATIONS	Mango		Other Fruits							
	Vilad	Kohu	Papaw (Rs/Kg)	Passion	Wood Apple	Orange	Avocado	Slime Apple	Grapes (Rs/Kg)	King Coconut
Colombo	-	-	180.00 - 260.00	18.00 - 33.00	30.00 - 80.00	70.00 - 120.00	250.00 - 260.00	40.00 - 120.00	1200.00 - 1300.00	60.00 - 80.00
Gampaha	80.00 - 80.00	30.00 - 40.00	230.00 - 250.00	80.00 - 80.00	180.00 - 200.00	130.00 - 130.00	70.00 - 120.00	80.00 - 100.00	3000.00 - 3000.00	140.00 - 150.00
Kurunegala	50.00 - 70.00	30.00 - 50.00	140.00 - 150.00	50.00 - 50.00	100.00 - 100.00	100.00 - 120.00	70.00 - 100.00	70.00 - 100.00	2500.00 - 2800.00	120.00 - 130.00
Nikaweratiya	-	-	100.00 - 120.00	-	-	80.00 - 100.00	100.00 - 120.00	40.00 - 60.00	2500.00 - 2600.00	100.00 - 130.00
Dambulla	50.00 - 60.00	30.00 - 40.00	140.00 - 150.00	50.00 - 60.00	80.00 - 100.00	80.00 - 100.00	100.00 - 120.00	60.00 - 80.00	2600.00 - 2800.00	120.00 - 130.00
Anuradhapura	-	-	140.00 - 180.00	-	80.00 - 100.00	80.00 - 120.00	90.00 - 130.00	60.00 - 80.00	2500.00 - 3000.00	120.00 - 160.00
Thambuththegama	-	-	150.00 - 190.00	-	-	-	80.00 - 110.00	45.00 - 60.00	2300.00 - 2500.00	100.00 - 120.00
Polonnaruwa	-	-	150.00 - 180.00	-	-	-	100.00 - 120.00	-	2600.00 - 2800.00	130.00 - 140.00
Kaluthara	-	-	220.00 - 240.00	-	130.00 - 140.00	110.00 - 120.00	120.00 - 130.00	90.00 - 100.00	2700.00 - 2800.00	120.00 - 130.00
Badulla	50.00 - 60.00	20.00 - 25.00	140.00 - 160.00	30.00 - 40.00	-	80.00 - 100.00	60.00 - 80.00	45.00 - 60.00	2600.00 - 2800.00	120.00 - 130.00
Keppetipola	-	18.00 - 20.00	130.00 - 150.00	35.00 - 40.00	90.00 - 110.00	80.00 - 90.00	60.00 - 70.00	60.00 - 80.00	2800.00 - 3200.00	130.00 - 150.00
Moneragala	40.00 - 60.00	-	130.00 - 150.00	20.00 - 24.00	-	80.00 - 100.00	60.00 - 70.00	50.00 - 60.00	3000.00 - 3200.00	80.00 - 100.00
Kegalle	-	20.00 - 25.00	160.00 - 180.00	25.00 - 35.00	70.00 - 110.00	80.00 - 100.00	50.00 - 80.00	50.00 - 70.00	2800.00 - 3000.00	100.00 - 120.00
Ampara	56.00 - 56.00	-	160.00 - 170.00	-	-	-	50.00 - 60.00	60.00 - 60.00	2300.00 - 2300.00	130.00 - 140.00
Dehiattakandiya	100.00 - 120.00	-	160.00 - 200.00	30.00 - 50.00	-	-	100.00 - 130.00	50.00 - 60.00	2800.00 - 3500.00	120.00 - 150.00
Nuwaraeliya	-	-	-	-	-	-	-	-	-	-
Kandy	60.00 - 70.00	25.00 - 30.00	150.00 - 200.00	30.00 - 40.00	120.00 - 130.00	80.00 - 90.00	60.00 - 100.00	50.00 - 60.00	2200.00 - 2700.00	140.00 - 150.00
Puttalam	-	-	140.00 - 160.00	-	-	65.00 - 75.00	75.00 - 85.00	-	-	100.00 - 140.00
Hambantota	-	-	120.00 - 130.00	-	50.00 - 65.00	80.00 - 100.00	50.00 - 70.00	30.00 - 50.00	2500.00 - 2500.00	90.00 - 110.00
Rathnapura	50.00 - 80.00	-	180.00 - 200.00	-	50.00 - 60.00	80.00 - 100.00	-	50.00 - 60.00	2000.00 - 2250.00	-
Matara	-	-	130.00 - 140.00	28.00 - 30.00	100.00 - 110.00	100.00 - 120.00	50.00 - 65.00	35.00 - 45.00	2500.00 - 2500.00	100.00 - 120.00
Galle	60.00 - 80.00	35.00 - 40.00	140.00 - 180.00	60.00 - 80.00	90.00 - 100.00	100.00 - 110.00	60.00 - 80.00	60.00 - 75.00	2500.00 - 2800.00	100.00 - 110.00
Tissamaharama	-	20.00 - 25.00	100.00 - 120.00	30.00 - 35.00	55.00 - 60.00	60.00 - 70.00	60.00 - 70.00	25.00 - 30.00	2750.00 - 2800.00	90.00 - 100.00
Meegoda (DEC)	-	-	160.00 - 170.00	40.00 - 45.00	90.00 - 110.00	-	60.00 - 80.00	40.00 - 50.00	2500.00 - 2600.00	120.00 - 130.00
Embilipitiya	40.00 - 60.00	20.00 - 30.00	140.00 - 160.00	30.00 - 60.00	80.00 - 100.00	80.00 - 100.00	80.00 - 120.00	25.00 - 35.00	2250.00 - 2500.00	90.00 - 120.00
Jaffna	40.00 - 80.00	-	150.00 - 200.00	-	80.00 - 100.00	65.00 - 70.00	-	-	2800.00 - 3200.00	120.00 - 150.00
Vavuniya	-	-	170.00 - 200.00	40.00 - 45.00	100.00 - 120.00	120.00 - 135.00	95.00 - 110.00	-	2800.00 - 2900.00	120.00 - 150.00
Mannar	50.00 - 70.00	-	130.00 - 150.00	25.00 - 30.00	-	110.00 - 140.00	80.00 - 100.00	-	2600.00 - 3000.00	140.00 - 160.00
Killinochchi	-	-	100.00 - 120.00	40.00 - 50.00	100.00 - 110.00	-	-	-	2800.00 - 3000.00	150.00 - 160.00
Mullaittivu	35.00 - 40.00	-	120.00 - 150.00	-	-	-	-	-	-	150.00 - 160.00
Batticaloa	-	-	140.00 - 150.00	35.00 - 40.00	100.00 - 110.00	80.00 - 100.00	90.00 - 100.00	-	2500.00 - 2600.00	150.00 - 150.00
Trincomalee	50.00 - 53.00	22.00 - 26.00	170.00 - 180.00	63.00 - 65.00	72.00 - 76.00	-	125.00 - 140.00	37.00 - 40.00	2700.00 - 2750.00	120.00 - 130.00
Veyangoda	-	-	160.00 - 220.00	35.00 - 40.00	88.00 - 125.00	90.00 - 130.00	80.00 - 120.00	60.00 - 80.00	2500.00 - 2800.00	100.00 - 150.00
Galenbindunuwewa	-	-	150.00 - 160.00	-	-	-	100.00 - 120.00	-	2500.00 - 2600.00	100.00 - 140.00
Bandarawela	50.00 - 60.00	-	140.00 - 160.00	30.00 - 40.00	-	80.00 - 100.00	60.00 - 70.00	50.00 - 60.00	2500.00 - 2600.00	120.00 - 140.00
Matale	40.00 - 50.00	40.00 - 50.00	150.00 - 180.00	40.00 - 50.00	-	100.00 - 120.00	80.00 - 100.00	40.00 - 50.00	2800.00 - 2900.00	120.00 - 130.00

Table 09: Selected Markets: Wholesale Price of Fresh Fish & Eggs (Rs/Kg & Rs/Egg)

Week 25: 16 - 22 June 2023

Locations	Sea Fish					
	Salaya	Hurulla	Balaya	Kelawalla	Thora	Paraw
Colombo	350.00 – 650.00	800.00 – 1100.00	1000.00 – 1300.00	1550.00 – 1740.00	1950.00 – 2700.00	1350.00 – 1650.00
Kandy	600.00 – 620.00	1075.00 – 1100.00	1100.00 – 1200.00	1700.00 – 1800.00	2350.00 – 2400.00	1550.00 – 1600.00
Kaluthara	440.00 – 460.00	960.00 – 980.00	1100.00 – 1200.00	1350.00 – 1400.00	-	1400.00 – 1500.00
Puttalam	600.00 – 700.00	900.00 – 1100.00	1000.00 – 1200.00	1600.00 – 2000.00	-	1500.00 – 1650.00
Matara	550.00 – 630.00	900.00 – 1000.00	1300.00 – 1400.00	2250.00 – 2300.00	-	-
Hambantota	550.00 – 600.00	-	1000.00 – 1200.00	-	-	-
Galle	-	-	1000.00 – 1100.00	1400.00 – 1600.00	-	1500.00 – 1600.00
Batticaloa	450.00 – 500.00	1150.00 – 1200.00	1100.00 – 1200.00	1900.00 – 2000.00	2000.00 – 2050.00	1450.00 – 1500.00
Trincomalee	520.00 – 540.00	795.00 – 820.00	950.00 – 1050.00	2100.00 – 2150.00	2150.00 – 2300.00	1600.00 – 1650.00
Mannar	380.00 – 400.00	-	-	-	-	1350.00 – 1400.00

Locations	Sea Fish				Eggs	
	Mora	Shrimps	Thalapath	Teppeli	Brown	White
Colombo	1350.00 – 1500.00	1550.00 – 1750.00	1750.00 – 2300.00	-	-	50.00 – 53.00
Kandy	1150.00 – 1200.00	1650.00 – 1750.00	2400.00 – 2500.00	-	50.00 – 51.00	50.00 – 52.00
Kaluthara	-	1700.00 – 1800.00	2100.00 – 2200.00	-	-	-
Puttalam	1650.00 – 1800.00	1100.00 – 1400.00	2500.00 – 2600.00	-	46.00 – 50.00	46.00 – 49.00
Matara	-	1600.00 – 1650.00	2300.00 – 2350.00	-	-	-
Hambantota	-	1600.00 – 1650.00	-	-	-	-
Galle	-	-	2000.00 – 2200.00	-	49.00 – 51.00	49.00 – 50.00
Batticaloa	1100.00 – 1200.00	1200.00 – 1400.00	2150.00 – 2300.00	-	53.00 – 53.00	52.00 – 53.00
Trincomalee	1825.00 – 1875.00	1795.00 – 1815.00	-	-	48.00 – 50.00	45.00 – 46.00
Mannar	1200.00 – 1300.00	800.00 – 900.00	-	-	-	53.00 – 54.00

Table 10: Selected Markets: Wholesale Price of Dried Fish (Rs/50Kg)

Week 25: 16 - 22 June 2023

Locations	Local Dried Fish					
	Sprats	Kattawa	Thora	Mora	Balaya	Anguluwa
Colombo	89000 – 95000	-	-	91000 – 95000	82500 – 87000	-
Kandy	75000 – 80000	-	-	90000 – 92500	70000 – 75000	-
Batticaloa	42500 – 45000	102500 – 105000	-	95000 – 100000	50000 – 52500	-
Trincomalee	45000 – 46250	-	-	-	65000 – 67500	77500 – 80000
Mannar	49000 – 50000	105000 – 110000	-	92500 – 95000	50000 – 55000	47500 – 50000

Locations	Local Dried Fish			Imported Dried Fish		
	Maduwa	Koduwa	Salaya	Sprats	Kattawa	Thora
Colombo	69000 – 76000	-	42000 – 45000	43000 – 48000	80000 – 85000	-
Kandy	68000 – 70000	-	40000 – 42500	42500 – 47500	85000 – 87000	-
Batticaloa	67000 – 70000	-	40000 – 42500	-	-	-
Trincomalee	-	-	34000 – 37500	36000 – 37500	84250 – 85000	-
Mannar	55000 – 60000	-	39000 – 41000	52500 – 55000	-	-

Locations	Imported Dried Fish					
	Mora	Balaya	Anguluwa	Maduwa	Koduwa	Salaya
Colombo	-	-	77500 – 81000	-	-	-
Kandy	-	-	-	-	-	-
Batticaloa	-	-	-	-	-	-
Trincomalee	-	-	-	-	-	-
Mannar	-	-	-	-	-	-

Table 11: Selected Markets: Retail Price of Fresh Fish & Eggs (Rs/Kg & Rs/Eggs)

Week 25: 16 - 22 June 2023

LOCATIONS	Sea Fish										Eggs									
	Salaya		Hurulla		Balaya		Kelawalla		Thora		Paraw		Mora		Thalapath		Brown		White	
Colombo	200.00 - 440.00	440.00 - 700.00	900.00 - 1320.00	1300.00 - 2000.00	1800.00 - 2700.00	1360.00 - 1800.00	1160.00 - 1200.00	1800.00 - 2200.00	25.00 - 27.00	24.00 - 27.00										
Gampaha	800.00 - 800.00	-	-	2200.00 - 2200.00	-	-	-	3000.00 - 3000.00	-	-	-	-	-	-	-	-	-	-	50.00 - 55.00	
Kurunegala	580.00 - 600.00	1200.00 - 1300.00	1600.00 - 1600.00	2000.00 - 2100.00	-	-	-	2500.00 - 2500.00	-	-	-	-	-	-	-	-	-	-	50.00 - 50.00	
Nikaweratiya	700.00 - 700.00	1200.00 - 1300.00	1300.00 - 1500.00	2200.00 - 2200.00	-	1800.00 - 1800.00	-	-	-	-	-	-	-	-	-	-	-	-	50.00 - 55.00	
Dambulla	650.00 - 680.00	1200.00 - 1300.00	1400.00 - 1500.00	2500.00 - 2600.00	-	2000.00 - 2200.00	1800.00 - 2000.00	2500.00 - 2600.00	54.00 - 55.00	52.00 - 53.00										
Anuradhapura	700.00 - 750.00	1250.00 - 1300.00	1300.00 - 1400.00	2200.00 - 2400.00	3000.00 - 3000.00	1750.00 - 1800.00	-	2600.00 - 2700.00	-	54.00 - 56.00										
Thambuththegama	600.00 - 600.00	1100.00 - 1200.00	1300.00 - 1300.00	-	-	-	-	3000.00 - 3200.00	-	48.00 - 58.00										
Polonnaruwa	700.00 - 800.00	1300.00 - 1300.00	1800.00 - 1800.00	2350.00 - 2400.00	-	-	1800.00 - 1800.00	2600.00 - 2600.00	-	55.00 - 60.00										
Kaluthara	600.00 - 620.00	1140.00 - 1160.00	1380.00 - 1400.00	1900.00 - 2000.00	-	2300.00 - 2450.00	-	2750.00 - 2850.00	-	53.00 - 54.00										
Badulla	660.00 - 700.00	1100.00 - 1200.00	1500.00 - 1700.00	2000.00 - 2200.00	-	1700.00 - 1800.00	1800.00 - 1800.00	2600.00 - 2800.00	-	55.00 - 55.00										
Keppetipola	-	-	1450.00 - 1500.00	2300.00 - 2400.00	-	1900.00 - 2000.00	1600.00 - 1700.00	2500.00 - 2550.00	57.00 - 60.00	55.00 - 57.00										
Moneragala	750.00 - 800.00	1200.00 - 1400.00	1200.00 - 1300.00	3000.00 - 3200.00	-	-	-	3200.00 - 3300.00	-	54.00 - 56.00										
Kegalle	700.00 - 750.00	1250.00 - 1300.00	1950.00 - 2000.00	2500.00 - 2600.00	-	2350.00 - 2450.00	2000.00 - 2200.00	3000.00 - 3100.00	56.00 - 58.00	53.00 - 55.00										
Ampara	600.00 - 800.00	1200.00 - 1200.00	1450.00 - 2000.00	3000.00 - 3000.00	-	-	-	2800.00 - 2800.00	56.00 - 56.00	55.00 - 55.00										
Dehiattakandiya	-	1300.00 - 1300.00	1900.00 - 1900.00	-	-	-	-	-	50.00 - 50.00	50.00 - 52.00										
Nuwaraeliya	-	-	-	-	-	-	-	-	-	-										
Kandy	680.00 - 720.00	1280.00 - 1300.00	1450.00 - 1600.00	2700.00 - 2800.00	3250.00 - 3500.00	1800.00 - 1900.00	1800.00 - 1900.00	2760.00 - 2800.00	51.00 - 52.00	54.00 - 55.00										
Puttalam	700.00 - 800.00	1000.00 - 1250.00	1250.00 - 1400.00	1800.00 - 2200.00	-	1700.00 - 1800.00	1800.00 - 2000.00	2650.00 - 2800.00	47.00 - 51.00	46.00 - 50.00										
Hambantota	700.00 - 750.00	-	1600.00 - 1800.00	-	-	-	-	-	-	52.00 - 53.00										
Rathnapura	720.00 - 800.00	1120.00 - 1200.00	1500.00 - 1600.00	2700.00 - 2800.00	3400.00 - 3600.00	1700.00 - 1800.00	1700.00 - 1800.00	2900.00 - 3000.00	-	-										
Matara	700.00 - 800.00	1100.00 - 1200.00	1750.00 - 1850.00	2800.00 - 2850.00	-	-	-	2800.00 - 2800.00	-	51.00 - 53.00										
Galle	700.00 - 700.00	950.00 - 1100.00	1400.00 - 1500.00	2400.00 - 2600.00	2300.00 - 2400.00	2000.00 - 2200.00	1800.00 - 2000.00	2800.00 - 2800.00	51.00 - 52.00	50.00 - 51.00										
Tissamaharama	600.00 - 650.00	900.00 - 950.00	-	-	-	-	-	-	-	52.00 - 54.00										
Meegoda	600.00 - 900.00	-	1300.00 - 1300.00	-	-	-	-	-	-	51.00 - 53.00										
Embilipitiya	900.00 - 1000.00	1300.00 - 1400.00	1800.00 - 2000.00	2400.00 - 2600.00	-	-	1800.00 - 1900.00	-	54.00 - 55.00	44.00 - 55.00										
Jaffna	400.00 - 450.00	800.00 - 820.00	1000.00 - 1100.00	1800.00 - 2000.00	-	1600.00 - 1800.00	2200.00 - 2400.00	-	55.00 - 56.00	54.00 - 55.00										
Vavuniya	700.00 - 750.00	1200.00 - 1300.00	1200.00 - 1300.00	2100.00 - 2200.00	2400.00 - 2500.00	1700.00 - 1750.00	2450.00 - 2550.00	2450.00 - 2500.00	52.00 - 55.00	50.00 - 52.00										
Mannar	450.00 - 500.00	-	-	-	-	1600.00 - 1700.00	1500.00 - 1800.00	-	-	55.00 - 56.00										
Killinochchi	600.00 - 650.00	-	1100.00 - 1300.00	-	-	1500.00 - 1600.00	2800.00 - 3000.00	-	-	54.00 - 55.00										
Mullaittivu	600.00 - 700.00	1000.00 - 1100.00	1000.00 - 1200.00	-	-	1600.00 - 1700.00	1600.00 - 1800.00	-	-	54.00 - 55.00										
Batticaloa	600.00 - 700.00	1400.00 - 1450.00	1900.00 - 2000.00	2750.00 - 2800.00	2700.00 - 2800.00	2350.00 - 2400.00	1900.00 - 2000.00	2700.00 - 2800.00	55.00 - 55.00	54.00 - 54.00										
Trincomalee	570.00 - 600.00	850.00 - 900.00	1100.00 - 1200.00	2250.00 - 2400.00	2400.00 - 2550.00	1750.00 - 1800.00	2000.00 - 2150.00	-	56.00 - 60.00	56.00 - 60.00										
Veyangoda	800.00 - 800.00	1400.00 - 1400.00	1800.00 - 1800.00	2000.00 - 2000.00	3000.00 - 3000.00	-	2400.00 - 2400.00	3000.00 - 3000.00	-	44.00 - 55.00										
Galenbindunuwewa	600.00 - 600.00	1200.00 - 1200.00	1500.00 - 1500.00	2600.00 - 2600.00	3000.00 - 3000.00	2000.00 - 2000.00	3000.00 - 3000.00	2600.00 - 2600.00	-	55.00 - 57.00										
Bandarawela	650.00 - 700.00	1100.00 - 1200.00	1400.00 - 1500.00	2000.00 - 2200.00	-	1600.00 - 1700.00	1700.00 - 1800.00	2400.00 - 2500.00	-	54.00 - 56.00										
Matale	800.00 - 840.00	1300.00 - 1360.00	1100.00 - 1200.00	2500.00 - 2600.00	2800.00 - 3000.00	2400.00 - 2600.00	1600.00 - 1800.00	2700.00 - 2800.00	54.00 - 55.00	52.00 - 54.00										

Table 12: Selected Markets: Retail Price of Dried Fish (Rs/Kg)

Week 25: 16 - 22 June 2023

LOCATIONS	Dried Fish													
	Sprats-Imported		Kattawa		Thora		Mora		Balaya		Anguluwa		Salaya	
Colombo	500.00	950.00	1400.00	2100.00	2400.00	2600.00	1400.00	1800.00	720.00	1300.00	1300.00	1700.00	500.00	800.00
Gampaha	1000.00	1400.00	2600.00	2700.00	3800.00	3800.00	2800.00	2800.00	1800.00	1800.00	2000.00	2000.00	1000.00	1200.00
Kurunegala	1200.00	1200.00	2200.00	2500.00	-	-	2200.00	2400.00	1700.00	1800.00	1800.00	1800.00	1000.00	1200.00
Nikaweratiya	1000.00	1200.00	2400.00	2400.00	-	-	2200.00	2400.00	1800.00	1800.00	2200.00	2400.00	1200.00	1200.00
Dambulla	1000.00	1300.00	2600.00	2800.00	-	-	2500.00	2600.00	1500.00	1600.00	2200.00	2400.00	-	-
Anuradhapura	1100.00	1200.00	2400.00	2800.00	-	-	2400.00	2600.00	1600.00	2000.00	2000.00	2400.00	1000.00	1200.00
Thambuththegama	1100.00	1200.00	-	-	-	-	-	-	1900.00	1900.00	1650.00	1850.00	1200.00	1200.00
Polonnaruwa	1100.00	1200.00	-	-	-	-	2200.00	2300.00	1500.00	1700.00	-	-	1100.00	1200.00
Kaluthara	1300.00	1400.00	2700.00	2800.00	-	-	2400.00	2500.00	1800.00	2000.00	2500.00	2600.00	1200.00	1300.00
Badulla	1100.00	1300.00	2400.00	2500.00	-	-	2200.00	2300.00	1500.00	1600.00	-	-	1100.00	1200.00
Keppetipola	1150.00	1200.00	2400.00	2500.00	-	-	2260.00	2280.00	1350.00	1400.00	2240.00	2250.00	1300.00	1350.00
Moneragala	1000.00	1200.00	2200.00	2400.00	-	-	2000.00	2400.00	1600.00	1800.00	2000.00	2400.00	1000.00	1200.00
Kegalle	1000.00	1100.00	2100.00	2250.00	-	-	2000.00	2200.00	1400.00	1700.00	-	-	-	-
Ampara	1000.00	1100.00	2150.00	2800.00	-	-	2200.00	2300.00	1450.00	1760.00	1600.00	2400.00	-	-
Dehiattakandiya	1100.00	1200.00	2600.00	2800.00	-	-	-	-	1600.00	1800.00	2200.00	2300.00	1300.00	1400.00
Nuwaraeliya	-	-	-	-	-	-	-	-	-	-	-	-	-	-
Kandy	1100.00	1400.00	2700.00	2800.00	-	-	2400.00	2600.00	1800.00	2000.00	2500.00	2600.00	1200.00	1300.00
Puttalam	1100.00	1250.00	2200.00	2400.00	-	-	2000.00	2250.00	1600.00	1800.00	1350.00	1450.00	850.00	1000.00
Hambantota	1150.00	1200.00	2200.00	2400.00	-	-	-	-	1700.00	1900.00	2200.00	2300.00	-	-
Rathnapura	1120.00	1200.00	2300.00	2400.00	-	-	2200.00	2300.00	1500.00	1600.00	2100.00	2200.00	1120.00	1300.00
Matara	1000.00	1200.00	2300.00	2400.00	-	-	-	-	1600.00	2000.00	2200.00	2300.00	-	-
Galle	1200.00	1400.00	2350.00	2500.00	-	-	2200.00	2500.00	1600.00	1800.00	2200.00	2400.00	1000.00	1200.00
Tissamaharama	1000.00	1200.00	-	-	-	-	-	-	1800.00	2300.00	-	-	-	-
Meegoda	1000.00	1100.00	2500.00	2600.00	-	-	2350.00	2400.00	2000.00	2100.00	-	-	-	-
Embilipitiya	1200.00	1400.00	2250.00	2400.00	-	-	2200.00	2400.00	1700.00	2200.00	2250.00	2450.00	1400.00	1500.00
Jaffna	1100.00	1200.00	2500.00	2800.00	-	-	-	-	-	-	-	-	-	-
Vavuniya	1000.00	1250.00	-	-	-	-	-	-	-	-	-	-	1400.00	1500.00
Mannar	1200.00	1300.00	2400.00	2500.00	-	-	2000.00	2200.00	1300.00	1500.00	1100.00	1200.00	900.00	950.00
Killinochchi	1000.00	1200.00	2400.00	2500.00	-	-	2600.00	2800.00	1100.00	1200.00	1200.00	1400.00	1000.00	1200.00
Mullaittivu	1300.00	1400.00	2200.00	2400.00	-	-	2200.00	2400.00	1100.00	1200.00	1000.00	1200.00	900.00	950.00
Batticaloa	1000.00	1100.00	2200.00	2300.00	-	-	2100.00	2200.00	1100.00	1200.00	-	-	900.00	1000.00
Trincomalee	1000.00	1200.00	-	-	-	-	1900.00	2000.00	1450.00	1600.00	1700.00	1800.00	850.00	900.00
Veyangoda	1200.00	1200.00	2200.00	2300.00	-	-	2200.00	2400.00	1600.00	1800.00	2200.00	2200.00	1000.00	1200.00
Galenbindunuwewa	1100.00	1200.00	2400.00	2600.00	-	-	2000.00	2600.00	2000.00	2200.00	2200.00	2600.00	1000.00	1200.00
Bandarawela	1200.00	1300.00	2200.00	2400.00	-	-	2000.00	2200.00	1500.00	1600.00	-	-	1000.00	1200.00
Matale	1300.00	1400.00	2600.00	3100.00	3500.00	3700.00	2300.00	2400.00	1900.00	2000.00	1500.00	2200.00	900.00	1000.00

Table 13: Selected Markets: Retail Price of Meat (Rs/Kg)

Week 25: 16 - 22 June 2023

LOCATIONS	Meat	Meat (Chicken)		Meat	
	Beef	Broiler	Curry	Mutton	Pork
Colombo	1200.00 - 1350.00	760.00 - 850.00	650.00 - 850.00	1900.00 - 2200.00	780.00 - 950.00
Gampaha	2200.00 - 2200.00	1480.00 - 1500.00	1700.00 - 1700.00	3000.00 - 3000.00	1600.00 - 1600.00
Kurunegala	1900.00 - 2000.00	1460.00 - 1500.00	-	2700.00 - 2700.00	1400.00 - 1500.00
Nikaweratiya	2200.00 - 2400.00	1390.00 - 1490.00	-	-	-
Dambulla	-	1550.00 - 1600.00	-	-	1700.00 - 1800.00
Anuradhapura	2000.00 - 2000.00	1550.00 - 1600.00	-	3200.00 - 3300.00	1500.00 - 1600.00
Thambuththegama	2000.00 - 2200.00	1250.00 - 1400.00	1300.00 - 1300.00	-	1600.00 - 1700.00
Polonnaruwa	-	1260.00 - 1480.00	1550.00 - 1550.00	-	1800.00 - 1800.00
Kaluthara	2400.00 - 2500.00	1520.00 - 1580.00	1600.00 - 1650.00	-	1800.00 - 2000.00
Badulla	2000.00 - 2000.00	1550.00 - 1650.00	-	2800.00 - 3000.00	-
Keppetipola	2000.00 - 2100.00	1500.00 - 1560.00	1600.00 - 1650.00	2900.00 - 3000.00	-
Moneragala	2000.00 - 2000.00	1600.00 - 1650.00	-	2600.00 - 2800.00	1500.00 - 1600.00
Kegalle	2200.00 - 2200.00	1350.00 - 1590.00	-	2800.00 - 2850.00	1800.00 - 1850.00
Ampara	2000.00 - 2000.00	1250.00 - 1250.00	1375.00 - 1600.00	-	1700.00 - 2000.00
Dehiattakandiya	-	1280.00 - 1450.00	-	-	1380.00 - 1550.00
Nuwaraeliya	-	-	-	-	-
Kandy	2200.00 - 2200.00	1400.00 - 1420.00	1480.00 - 1500.00	3000.00 - 3000.00	1650.00 - 1700.00
Puttalam	2200.00 - 2300.00	1350.00 - 1450.00	-	3000.00 - 3200.00	-
Hambantota	-	1500.00 - 1530.00	-	-	-
Rathnapura	2200.00 - 2200.00	1370.00 - 1450.00	1550.00 - 1600.00	3000.00 - 3200.00	1500.00 - 1560.00
Matara	-	1480.00 - 1500.00	-	-	-
Galle	2200.00 - 2200.00	1480.00 - 1550.00	1600.00 - 1600.00	3200.00 - 3300.00	-
Tissamaharama	-	1500.00 - 1550.00	-	2800.00 - 2800.00	1800.00 - 1850.00
Meegoda	-	1440.00 - 1450.00	1600.00 - 1680.00	-	1500.00 - 1550.00
Embilipitiya	2000.00 - 2100.00	1250.00 - 1450.00	1300.00 - 1350.00	2800.00 - 2900.00	1600.00 - 1800.00
Jaffna	1700.00 - 2000.00	1600.00 - 1700.00	1700.00 - 1800.00	3200.00 - 3200.00	-
Vavuniya	2000.00 - 2150.00	1850.00 - 1900.00	-	2950.00 - 3050.00	-
Mannar	1700.00 - 1800.00	1700.00 - 1800.00	-	-	-
Killinochchi	1900.00 - 1960.00	1700.00 - 1750.00	1800.00 - 1850.00	3000.00 - 3200.00	-
Mullaittivu	1700.00 - 1800.00	1800.00 - 1900.00	-	-	-
Batticaloa	1700.00 - 1800.00	1800.00 - 1900.00	1700.00 - 1800.00	-	-
Trincomalee	1800.00 - 1875.00	1340.00 - 1400.00	1650.00 - 1700.00	3500.00 - 3500.00	-
Veyangoda	2200.00 - 2200.00	1430.00 - 1430.00	1500.00 - 1500.00	3000.00 - 3000.00	1600.00 - 1600.00
Galenbindunuwewa	1900.00 - 2000.00	1430.00 - 1430.00	-	-	-
Bandarawela	2000.00 - 2200.00	1600.00 - 1650.00	-	3000.00 - 3200.00	-
Matale	2000.00 - 2100.00	1500.00 - 1580.00	-	2700.00 - 2800.00	1600.00 - 1700.00

Table 14: Colombo: Wholesale Prices (Rs/Kg or Rs/Pieces)

Week 25: 16 - 22 June 2023

COMMODITY	Range	Average Price			Change Compared to		COMMODITY	Range	Average Price			Change Compared to	
		This Week	Last Week	Last Year	Last Week (%)	Last Year (%)			This Week	Last Week	Last Year	Last Week (%)	Last Year (%)
<u>Rice</u>													
Local													
Samba 1	200.00 - 210.00	203.89	207.00		-1.50		Large	95.00 - 100.00	98.33	105.00	76.80	-6.35	28.04
Samba 2	190.00 - 200.00	195.00	198.50	248.75	-1.76	-21.61	Small	80.00 - 85.00	81.67	84.00	67.50	-2.78	20.99
Keeri Samba	255.00 - 260.00	257.80	258.30	262.50	-0.19	-1.79	<u>Fruits (Rs/Fruit)</u>						
Nadu 1	175.00 - 180.00	178.30	181.50		-1.76		Plantain						
Nadu 2	170.00 - 175.00	172.50	176.50	246.67	-2.27	-30.07	Ambul (Rs/Kg)	80.00 - 120.00	104.17	111.67	80.00	-6.72	30.21
Raw (Red)	125.00 - 145.00	135.50	141.50	255.00	-4.24	-46.86	Kolikuttu (Rs/Kg)	300.00 - 360.00	326.15	309.09	160.00	5.52	103.85
Raw (White)	150.00 - 165.00	158.50	161.80	255.00	-2.04	-37.84	Seeni (Rs/Kg)	80.00 - 120.00	98.57	100.00	70.00	-1.43	40.82
Imported													
Samba	200.00 - 215.00	208.43	208.50	222.00	-0.03	-6.11	Anamalu	18.00 - 22.00	20.00	20.91	11.33	-4.35	76.47
Nadu				220.00			Ambun	23.00 - 28.00	25.50	26.55	14.50	-3.94	75.86
Raw (Red)							Papaw(Rs/Kg)	80.00 - 140.00	104.29	106.43	124.62	-2.01	-16.31
Raw (White)	180.00 - 185.00	183.75	182.86	200.50	0.49	-8.35	Passion Fruit	25.00 - 35.00	28.23	29.55	25.83	-4.45	9.28
<u>Dried Chillies</u>													
Imported	900.00 - 1000.00	951.00	942.00	1763.00	0.96	-46.06	Pineapple Large	500.00 - 600.00	547.00	565.00	453.33	-3.19	20.66
<u>Onion</u>													
Sinnan							Pineapple Medium	400.00 - 480.00	441.11	466.00	348.00	-5.34	26.76
Vedalan	350.00 - 500.00	426.67					Pineapple Small	300.00 - 380.00	341.11	359.00	276.67	-4.98	23.29
Imported	300.00 - 360.00	335.00	334.00	288.00	0.30	16.32	Mango						
<u>Big Onion</u>													
Imported	80.00 - 115.00	100.00	94.10	181.00	6.27	-44.75	Betti	20.00 - 30.00	24.40	23.38	26.00	4.39	-6.15
Local													
<u>Potato</u>													
Welimada							Karthakolomban	50.00 - 90.00	65.71	67.86	68.67	-3.16	-4.30
N'Eliya	250.00 - 300.00	275.00	285.00	325.00	-3.51	-15.38	Vilad	48.00 - 55.00	50.11	41.67	38.50	20.27	30.16
Imported	155.00 - 240.00	181.00	160.50	216.50	12.77	-16.40	Kohu			16.33			
<u>Pulses</u>													
Green Gram	850.00 - 1100.00	965.00	1000.00	824.50	-3.50	17.04	Other						
Cowpea (White)	600.00 - 700.00	665.50	664.00	618.50	0.23	7.60	Wood Apple	80.00 - 100.00	94.44	92.50	49.50	2.10	90.80
Cowpea (Red)	700.00 - 800.00	749.00	765.00	551.11	-2.09	35.91	Orange	80.00 - 100.00	88.00	94.44	55.00	-6.82	60.00
Red Dhal	265.00 - 275.00	269.50	254.00	587.00	6.10	-54.09	Avocado	50.00 - 90.00	65.71	64.29	63.85	2.22	2.93
<u>Vegetable</u>													
Beans (Butter)							Slime Apple	18.00 - 24.00	20.90	19.60	30.00	6.63	-30.33
Beans(Green)	350.00 - 450.00	412.00	390.00	490.00	5.64	-15.92	Grapes (Imp., Rs/Kg)	1800.00 - 1900.00	1850.00	1580.00		17.09	
Carrot	250.00 - 320.00	288.00	285.00	242.00	1.05	19.01	King Coconut	80.00 - 120.00	97.00	99.17	110.00	-2.18	-11.82
Leeks	180.00 - 200.00	190.00	239.00	164.00	-20.50	15.85	<u>Sea Fish</u>						
Beetroot	280.00 - 450.00	354.17	319.09	270.00	10.99	31.17	Salaya	350.00 - 650.00	515.00	491.00	640.00	4.89	-19.53
Knolkhol	150.00 - 200.00	175.00	210.00	230.00	-16.67	-23.91	Hurulla	800.00 - 1100.00	955.00	1111.00	1017.78	-14.04	-6.17
Raddish	100.00 - 150.00	127.00	156.00	157.00	-18.59	-19.11	Balaya	1000.00 - 1300.00	1145.00	1238.00	722.86	-7.51	58.40
Cabbage	120.00 - 160.00	147.00	215.00	241.00	-31.63	-39.00	Kelawalla	1550.00 - 1740.00	1637.00	1707.00	1276.25	-4.10	28.27
Tomato	180.00 - 200.00	190.00	208.00	496.00	-8.65	-61.69	Thora	1950.00 - 2700.00	2260.00	2330.00	2321.43	-3.00	-2.65
Ladies Fingers	150.00 - 180.00	162.00	150.00	223.00	8.00	-27.35	Paraw	1350.00 - 1650.00	1498.00	1500.00	1375.71	-0.13	8.89
Brinjal	150.00 - 200.00	178.00	186.00	277.00	-4.30	-35.74	Mora	1350.00 - 1500.00	1406.67	1110.00		26.73	
Capsicum	250.00 - 300.00	281.00	350.00	336.00	-19.71	-16.37	Shrimps	1550.00 - 1750.00	1653.00	1679.00	1216.25	-1.55	35.91
Pumpkin	80.00 - 100.00	88.00	82.00	176.00	7.32	-50.00	Thalpath	1750.00 - 2300.00	2000.00	2015.00	1772.50	-0.74	12.83
Cucumber	100.00 - 120.00	106.00	108.00	89.00	-1.85	19.10	<u>Eggs</u>						
Bitter Gourd	400.00 - 450.00	420.00	470.00	440.83	-10.64	-4.73	Brown			49.33	42.25		
Snake Gourd	200.00 - 250.00	220.00	249.00	253.00	-11.65	-13.04	White	50.00 - 53.00	51.50	50.50	40.25	1.98	27.95
Drumstick	350.00 - 850.00	608.33					<u>Dried Fish</u>						
Luffa	130.00 - 160.00	147.00	168.00	182.00	-12.50	-19.23	Sprats	1780.00 - 1900.00	1842.22	1697.00	2053.33	8.56	-10.28
Long Beans	250.00 - 350.00	298.00	294.00	235.00	1.36	26.81	Sprats (Imported)	860.00 - 960.00	918.33	818.33	1490.83	12.22	-38.40
Ash Plantain	140.00 - 160.00	149.00	154.00	94.00	-3.25	58.51	Kattawa						
Green Chillies	400.00 - 750.00	575.00	415.00	493.00	38.55	16.63	Kattawa (Imported)	1600.00 - 1700.00	1661.00	1659.00	2248.00	0.12	-26.11
Lime	250.00 - 300.00	281.00	308.00	378.00	-8.77	-25.66	Thora						
<u>Root Crops</u>													
Sweet Potato	80.00 - 100.00	86.00	92.00	98.00	-6.52	-12.24	Thora (Imported)						
Manioc	140.00 - 180.00	158.00	155.00	68.00	1.94	132.35	Mora	1820.00 - 1900.00	1871.25	1791.00	2371.43	4.48	-21.09
<u>Leafy Vegetable</u>													
Mukunuwenna	40.00 - 50.00	45.00	45.00	43.00	0.00	4.65	Mora (Imported)						
Kankun	40.00 - 50.00	45.00	45.00	43.00	0.00	4.65	Balaya	1650.00 - 1740.00	1692.00	1595.00	1933.75	6.08	-12.50
Gotukola (Rs/Kg)	280.00 - 300.00	290.00	290.00	178.00	0.00	62.92	Balaya (Imported)						
							Anguluwa						
							Anguluwa (Imported)	1550.00 - 1620.00	1592.86	1572.50	1908.57	1.29	-16.54
							Maduwa	1380.00 - 1520.00	1445.00	1350.00		7.04	
							Maduwa (Imported)						
							Koduwa						
							Koduwa (Imported)						
							Salaya	840.00 - 900.00	869.00	789.00	1237.50	10.14	-29.78
							Salaya (Imported)						

This Week: Week 25: 16 - 22 June 2023
 Last Week: Week 24: 09 - 15 June 2023

Table 15: Colombo &Suburbs: Retail Prices (Rs/Kg or Rs/Piece)

Week 25: 16 - 22 June 2023

COMMODITY	Range	Average Price			Change Compared to		COMMODITY	Range	Average Price			Change Compared to	
		This Week	Last Week	Last Year	Last Week	Last Year (%)			This Week	Last Week	Last Year	Last Week	Last Year (%)
<u>Rice</u>													
Local													
Samba 1	160.00 - 180.00	165.26	230.37	265.00	-65.11	-37.64	Large	85.00 - 100.00	88.17	113.97	95.26	-25.80	-7.44
Samba 2	150.00 - 162.00	153.38	219.50	240.00	-66.13	-36.09	Small	60.00 - 80.00	73.00	94.03	77.92	-21.03	-6.31
Keeri Samba	220.00 - 250.00	236.94	268.50	289.64	-31.56	-18.19	<u>Fruits (Rs/Fruit)</u>						
Nadu 1	140.00 - 150.00	143.56	218.08	257.78	-74.52	-44.31	Plantain						
Nadu 2	130.00 - 140.00	135.43	202.61		-67.18		Ambul (Rs/Kg)	80.00 - 150.00	131.94	180.97	120.00	-49.03	9.95
Raw (Red)	118.00 - 140.00	124.81	167.33	277.78	-42.52	-55.07	Kolikuttu (Rs/Kg)	180.00 - 250.00	227.10	400.65	248.11	-173.55	-8.47
Raw (White)	130.00 - 150.00	137.86	184.82	273.00	-46.96	-49.50	Seeni (Rs/Kg)	100.00 - 150.00	134.52	192.73	129.74	-58.21	3.68
Imported													
Samba	130.00 - 160.00	141.79	223.61	256.43	-81.82	-44.70	Anamalu	16.00 - 22.00	20.32	29.69	20.26	-9.37	0.29
Nadu	120.00 - 140.00			255.52			Ambun	20.00 - 28.00	25.26	39.04	25.16	-13.78	0.40
Raw (Red)	118.00 - 130.00						Papaw(Rs/Kg)	180.00 - 260.00	236.90	212.19	208.71	24.71	13.51
Raw (White)	110.00 - 125.00	119.58	200.95	243.28	-81.38	-50.85	Passion Fruit	18.00 - 33.00	25.04	50.50	38.44	-25.46	-34.87
<u>Dried Chillies</u>													
Imported	700.00 - 850.00	794.75	1318.00	2205.13	-523.25	-63.96	Pineapple Large	300.00 - 380.00	346.00	662.27	500.00	-316.27	-30.80
<u>Onion</u>													
Sinnan	280.00 - 450.00						Pineapple Medium	260.00 - 280.00	271.07	551.05	390.63	-279.98	-30.61
Vedalan							Pineapple Small	180.00 - 250.00	218.93	406.36	277.75	-187.44	-21.18
Imported	320.00 - 480.00	414.44	441.48	496.18	-27.04	-16.47	Mango						
<u>Big Onion</u>													
Imported	200.00 - 300.00	258.63	130.33	236.50	128.29	9.36	Betti			26.00			
Local	260.00 - 360.00						Karthakolomban	40.00 - 80.00	64.55	155.72	91.25	-91.18	-29.27
<u>Potato</u>													
Welimada	240.00 - 280.00						Vilad		#DIV/0!	108.00		#DIV/0!	#DIV/0!
N'Eliya	300.00 - 360.00	338.42	358.67	373.33	-20.25	-9.35	Kohu						
Imported	175.00 - 240.00	198.78	196.67	259.74	2.12	-23.47	<u>Other</u>						
<u>Pulses</u>													
Green Gram	450.00 - 700.00	556.47	1460.53	1022.57	-904.06	-45.58	Wood Apple	30.00 - 80.00	56.38	134.07	93.05	-77.69	-39.41
Cowpea (White)	520.00 - 800.00	644.24	932.63	812.67	-288.39	-20.73	Orange	70.00 - 120.00	90.63	125.00	87.06	-34.38	4.10
Cowpea (Red)	340.00 - 600.00	493.82	707.74	707.74	-427.09	-30.23	Avocado	250.00 - 260.00	255.00	97.24	97.50	157.76	161.54
Red Dhal	240.00 - 280.00	270.98	305.71	640.75	-34.74	-57.71	Slime Apple	40.00 - 120.00	79.66	63.00	73.13	16.66	8.93
<u>Vegetable</u>													
Beans (Butter)							Grapes (Imp., Rs/Kg)	1200.00 - 1300.00	1257.50	2631.82		-1374.32	
Beans(Green)	400.00 - 540.00	471.20	485.00	695.48	-13.80	-32.25	King Coconut	60.00 - 80.00	75.00	137.14	116.52	-62.14	-35.63
Carrot	280.00 - 560.00	450.00	412.90	384.52	37.10	17.03	<u>Sea Fish</u>						
Leeks	240.00 - 480.00	372.40	396.33	281.94	-23.93	32.09	Salaya	200.00 - 440.00	283.16	813.04	824.35	-529.89	-65.65
Beetroot	350.00 - 600.00	476.00	481.03	392.90	-5.03	21.15	Hurulla	440.00 - 700.00	560.00	1315.79	1193.04	-755.79	-53.06
Knolkhol	200.00 - 480.00	319.44	381.79	348.33	-62.34	-8.29	Balaya	900.00 - 1320.00	1044.44	1825.00	1630.53	-780.56	-35.94
Raddish	140.00 - 320.00	224.80	270.65	267.74	-45.85	-16.04	Kelawalla	1300.00 - 2000.00	1572.22	2657.14	2366.67	-1084.92	-33.57
Cabbage	280.00 - 500.00	396.80	390.00	380.31	6.80	4.34	Thora	1800.00 - 2700.00	2028.64	3446.67	3202.50	-1418.03	-36.65
Tomato	240.00 - 500.00	354.80	374.14	763.53	-19.34	-53.53	Paraw	1360.00 - 1800.00	1538.67	2700.00	2397.50	-1161.33	-35.82
Ladies Fingers	160.00 - 340.00	262.40	312.00	345.71	-49.60	-24.10	Mora	1160.00 - 1200.00	1173.33	2152.00		-978.67	
Brijnal	250.00 - 500.00	418.80	390.36	388.75	28.44	7.73	Shrimps	1120.00 - 1500.00	1295.00	1915.79	1453.33	-620.79	-10.89
Capsicum	480.00 - 1000.00	793.33	570.77	580.97	222.56	36.55	Thalopath	1800.00 - 2200.00	1998.33	3245.00	2588.18	-1246.67	-22.79
Pumpkin	70.00 - 160.00	118.00	166.13	258.06	-48.13	-54.28	<u>Eggs</u>						
Cucumber	120.00 - 240.00	190.40	190.00	191.56	0.40	-0.61	Brown	25.00 - 27.00	26.34	52.50	44.43	-26.16	-40.71
Bitter Gourd	260.00 - 520.00	382.40	588.57	636.33	-206.17	-39.91	White	24.00 - 27.00	25.29	52.92	42.78	-27.62	-40.87
Snake Gourd	280.00 - 400.00	344.00	394.81	391.43	-50.81	-12.12	<u>Dried Fish</u>						
Drumstick		#DIV/0!	1000.00	596.92	#DIV/0!	#DIV/0!	Sprats	950.00 - 1600.00	1283.33	2100.00	2518.18	-816.67	-49.04
Luffa	240.00 - 400.00	312.40	346.79	301.88	-34.39	3.49	Sprats (Imported)	500.00 - 950.00	702.86	1244.44	1801.72	-541.59	-60.99
Long Beans	240.00 - 440.00	347.50	405.00	391.61	-57.50	-11.26	Kattawa	1400.00 - 2100.00	1620.71	2535.48	3138.89	-914.77	-48.37
Ash Plantain	100.00 - 160.00	140.00	287.93	180.29	-147.93	-22.35	Thora	2400.00 - 2600.00					
Green Chillies	600.00 - 1500.00	1176.00	597.50	707.19	578.50	66.29	Mora	1400.00 - 1800.00	1616.67	2356.00	2895.24	-739.33	-44.16
Lime	200.00 - 600.00	381.20	550.00	723.55	-168.80	-47.32	Balaya	720.00 - 1300.00	1018.15	1726.09	2444.44	-707.94	-58.35
<u>Root Crops</u>													
Sweet Potato	160.00 - 240.00	195.20	207.00	194.84	-11.80	0.19	Anguluwa	1300.00 - 1700.00	1461.11	2388.89	2840.00	-927.78	-48.55
Manioc	50.00 - 100.00	82.00	217.00	162.00	-135.00	-49.38	Maduwa	900.00 - 1200.00			2275.00		
<u>Leafy Vegetable</u>													
Mukunuwenna	50.00 - 80.00	66.25	74.78	77.37	-8.53	-14.37	Koduwa						
Kankun	50.00 - 80.00	66.25	74.78	77.37	-8.53	-14.37	Salaya	500.00 - 800.00	620.37	1231.82	1752.38	-611.45	-64.60
Gotukola	50.00 - 80.00	67.50	99.35	88.50	-31.85	-23.73	<u>Meat</u>						
							Beef (without Bones)	1200.00 - 1350.00	1250.00	2333.33	1960.00	-1083.33	-36.22
							Chicken (Broiler)	760.00 - 850.00	818.75	1490.00	1209.09	-671.25	-32.28
							Chicken (Curry)	650.00 - 850.00	753.75	1527.14	1122.00	-773.39	-32.82
							Mutton	1900.00 - 2200.00	2042.86	3057.14	2344.44	-1014.29	-12.86
							Pork	780.00 - 950.00	857.50	1666.67	1158.33	-809.17	-25.97

This Week: Week 25: 16 - 22 June 2023
 Last Week: Week 24: 09 - 15 June 2023

Table 16: Farmgate/Producer Prices of Food Commodities in Selected Producing Areas (Rs/Kg)

Week 25: 16 - 22 June 2023

COMMODITY	Range	Average Price	COMMODITY	Range	Average Price	COMMODITY	Range	Average Price
<u>Paddy</u>			<u>Vegetable (Up Country)</u>			<u>Snake Gourd</u>		
Short Grain			Beans			Dambulla	172.50 - 200.00	190.50
A'pura	100.00 - 104.00	101.60	Dambulla	350.00 - 380.00	360.00	Hambantota	150.00 - 170.00	157.50
P'naruwa	109.00 - 110.00	109.50	Welimada	380.00 - 400.00	387.00	Embilipitiya	220.00 - 240.00	232.00
Kalawewa	100.00 - 105.00	102.40	Badulla	340.00 - 380.00	361.00	Matara	-	
Kurunegala	95.00 - 100.00	96.75	Carrot			A'pura	200.00 - 220.00	208.00
Dehiattakandiya	100.00 - 110.00	105.67	N'Eliya	-		Luffa		
Nikaweratiya	95.00 - 105.00	100.67	Welimada	260.00 - 285.00	272.00	Dambulla	172.50 - 200.00	188.50
Ampara	100.00 - 111.00	105.50	Hanguranketha	240.00 - 260.00	249.00	Hambantota	150.00 - 170.00	160.00
Long Grain (White)			Leeks			Embilipitiya	220.00 - 240.00	229.00
A'pura	80.00 - 83.00	81.20	N'Eliya	-		Matara	-	
P'naruwa	84.00 - 86.00	85.30	Welimada	160.00 - 175.00	168.00	A'pura	180.00 - 200.00	188.00
Kalawewa	78.00 - 82.00	80.60	Beetroot			Green Chillies		
Kurunegala	80.00 - 85.00	82.00	N'Eliya	-		Dambulla	490.00 - 540.00	514.00
Dehiattakandiya	80.00 - 84.00	82.00	Dambulla	270.00 - 330.00	300.00	Hambantota	-	
Embilipitiya	-		Kurunegala	-		Embilipitiya	720.00 - 750.00	738.00
Nikaweratiya	83.00 - 85.00	84.33	Welimada	250.00 - 265.00	258.00	Puttalam	400.00 - 600.00	500.00
Hambantota	-		Hanguranketha	250.00 - 270.00	261.00	A'pura	440.00 - 480.00	456.00
Ampara	80.00 - 81.00	80.50	Knol Khol			Pumpkin		
Long Grain (Red)			N'Eliya	-		Dambulla	70.00 - 86.00	79.20
Matara	70.00 - 72.00	70.50	Welimada	165.00 - 180.00	170.00	Hambantota	50.00 - 65.00	58.75
Hambantota	70.00 - 73.00	71.25	Hanguranketha	160.00 - 200.00	184.00	Embilipitiya	70.00 - 80.00	76.00
Embilipitiya	70.00 - 75.00	72.80	Raddish			Matara	55.00 - 65.00	60.00
Keeri Samba			N'Eliya	-		A'pura	70.00 - 80.00	74.00
A'pura	135.00 - 140.00	137.50	Welimada	30.00 - 40.00	34.00	Moneragala	40.00 - 50.00	44.00
P'naruwa	143.00 - 144.00	143.50	Hambantota	110.00 - 130.00	117.50	Cucumber		
Kalawewa	130.00 - 140.00	135.00	Hanguranketha	65.00 - 70.00	68.60	A'pura	65.00 - 75.00	69.00
Kurunegala	130.00 - 130.00	130.00	Cabbage			Dambulla	62.00 - 67.00	64.60
Dehiattakandiya	138.00 - 141.50	140.17	N'Eliya	-		Hambantota	50.00 - 70.00	60.00
Red Onion			Welimada	120.00 - 135.00	128.00	Matara	55.00 - 65.00	60.00
Puttalam	-		Badulla	90.00 - 120.00	104.00	Long Beans		
Jaffna	200.00 - 250.00	226.67	Hanguranketha	110.00 - 140.00	125.00	Dambulla	190.00 - 220.00	208.00
Big Onion			Tomato			Hambantota	-	
Dambulla	-		Welimada	80.00 - 100.00	87.00	Embilipitiya	220.00 - 250.00	232.00
Kalawewa	-		Hambantota	-		Matara	220.00 - 230.00	223.33
A'pura	-		Dambulla	95.00 - 120.00	106.00	A'pura	240.00 - 260.00	248.00
Potato			Hanguranketha	112.00 - 140.00	128.40	Ash Plantain		
N'Eliya	-		Vegetable (Low Country)			Hambantota	60.00 - 80.00	70.00
Badulla	-		Ladies Fingers			Embilipitiya	100.00 - 120.00	106.00
Welimada	280.00 - 290.00	284.00	A'pura	140.00 - 160.00	148.00	Matara	100.00 - 110.00	103.33
Pulses			Dambulla	152.50 - 162.50	157.50	Lime		
Green Gram			Hambantota	110.00 - 130.00	120.00	Hambantota	-	
Hambantota	-		Embilipitiya	120.00 - 140.00	130.83	Embilipitiya	220.00 - 250.00	238.00
Moneragala	700.00 - 750.00	720.00	Matara	110.00 - 130.00	121.67	Moneragala	190.00 - 200.00	194.00
Embilipitiya	700.00 - 720.00	710.00	Brinjal			Fruits (Rs/Kg)		
Nikaweratiya	600.00 - 650.00	625.00	A'pura	150.00 - 160.00	154.00	Banana		
A'pura	700.00 - 750.00	725.00	Dambulla	100.00 - 120.00	109.00	Ambul		
Cowpea			Hambantota	-		Moneragala	50.00 - 60.00	54.00
Hambantota	-		Embilipitiya	140.00 - 160.00	152.00	Embilipitiya	70.00 - 80.00	75.00
Nikaweratiya	450.00 - 450.00	450.00	Matara	130.00 - 140.00	136.67	Hambantota	40.00 - 55.00	46.25
Moneragala	450.00 - 550.00	490.00	Welimada	165.00 - 185.00	176.00	Kolikuttu		
Embilipitiya	500.00 - 600.00	550.00	Capsicum			Moneragala	150.00 - 200.00	170.00
Maize			Badulla	-		Embilipitiya	220.00 - 250.00	236.00
A'pura	130.00 - 140.00	135.00	Welimada	265.00 - 285.00	275.00	Hambantota	-	
Kalawewa	130.00 - 150.00	140.00	Bitter Gourd			Papaw		
Gingelly			A'pura	400.00 - 440.00	416.00	Moneragala	50.00 - 60.00	54.00
A'pura	400.00 - 450.00	425.00	Dambulla	430.00 - 460.00	443.33	Embilipitiya	80.00 - 100.00	89.00
Kalawewa	-		Hambantota	-		Hambantota	40.00 - 50.00	45.00
Black Gram			Embilipitiya	430.00 - 460.00	446.00	Pineapple		
A'pura	600.00 - 650.00	625.00	Matara	340.00 - 360.00	350.00	Divulapitiya	-	
Kalawewa	800.00 - 800.00	800.00						

Annex 01 - Colombo Markets: Retail Prices of Rice and Subsidiary Food Crops (Rs/Kg)

Week 25: 16 - 22 June 2023

28

CROP	PELIYAGODA	MAHARAGAMA	KIRULAPONE	NUGEGODA	NARAHENPITA	DEMATAGODA	THOTALANGA	KADAWATHA	KIRIBATHGODA
<u>Rice</u>									
Local									
Samba 1	230.00 - 230.00	230.00 - 230.00	230.00 - 230.00	230.00 - 240.00	230.00 - 230.00	230.00 - 230.00	230.00 - 230.00	230.00 - 230.00	230.00 - 230.00
Samba 2	220.00 - 220.00	220.00 - 220.00	220.00 - 220.00	220.00 - 220.00	220.00 - 220.00	220.00 - 220.00	220.00 - 220.00	200.00 - 220.00	220.00 - 220.00
Keeri Samba	260.00 - 260.00	260.00 - 260.00	260.00 - 280.00	260.00 - 280.00	260.00 - 260.00	-	260.00 - 280.00	260.00 - 260.00	260.00 - 260.00
Nadu 1	220.00 - 220.00	220.00 - 220.00	220.00 - 220.00	220.00 - 220.00	220.00 - 220.00	220.00 - 220.00	210.00 - 220.00	210.00 - 220.00	210.00 - 220.00
Nadu 2	200.00 - 200.00	210.00 - 210.00	200.00 - 210.00	200.00 - 200.00	190.00 - 210.00	210.00 - 210.00	190.00 - 200.00	180.00 - 200.00	210.00 - 210.00
Raw (Red)	150.00 - 180.00	180.00 - 180.00	150.00 - 170.00	160.00 - 180.00	150.00 - 180.00	180.00 - 180.00	160.00 - 180.00	150.00 - 160.00	180.00 - 180.00
Raw (White)	170.00 - 190.00	190.00 - 190.00	170.00 - 190.00	170.00 - 180.00	180.00 - 200.00	180.00 - 180.00	180.00 - 190.00	180.00 - 180.00	190.00 - 190.00
Imported									
Samba	210.00 - 230.00	230.00 - 230.00	220.00 - 230.00	220.00 - 230.00	220.00 - 230.00	220.00 - 230.00	220.00 - 230.00	230.00 - 230.00	230.00 - 230.00
Nadu	-	-	-	-	-	-	-	-	-
Raw (Red)	-	-	-	-	-	-	-	-	-
Raw (White)	190.00 - 200.00	200.00 - 200.00	200.00 - 200.00	200.00 - 200.00	200.00 - 200.00	200.00 - 200.00	-	200.00 - 200.00	200.00 - 200.00
<u>Dried Chillies</u>									
Imported	1080.00 - 1200.00	1400.00 - 1400.00	1300.00 - 1400.00	1400.00 - 1400.00	1200.00 - 1400.00	1300.00 - 1300.00	1200.00 - 1400.00	1200.00 - 1200.00	1200.00 - 1300.00
<u>Red Onion</u>									
Sinnan	-	-	-	-	-	-	-	-	-
Vedalan	-	-	-	-	-	-	-	-	-
Imported	380.00 - 450.00	560.00 - 560.00	440.00 - 560.00	480.00 - 480.00	400.00 - 500.00	480.00 - 480.00	380.00 - 440.00	400.00 - 400.00	400.00 - 400.00
<u>Big Onion</u>									
Imported	115.00 - 140.00	140.00 - 140.00	130.00 - 140.00	140.00 - 150.00	140.00 - 150.00	140.00 - 140.00	140.00 - 140.00	120.00 - 140.00	120.00 - 130.00
Local	-	-	-	-	-	-	-	-	-
<u>Potato</u>									
Welimada	-	-	-	-	-	-	-	-	-
N'Eliya	300.00 - 300.00	400.00 - 400.00	360.00 - 400.00	380.00 - 400.00	380.00 - 420.00	-	-	300.00 - 300.00	300.00 - 300.00
Imported	170.00 - 190.00	200.00 - 200.00	200.00 - 200.00	200.00 - 200.00	200.00 - 220.00	200.00 - 200.00	170.00 - 220.00	180.00 - 200.00	170.00 - 180.00
<u>Pulses</u>									
Green Gram	1250.00 - 1500.00	1600.00 - 1600.00	1200.00 - 1500.00	1400.00 - 1600.00	1400.00 - 1500.00	1200.00 - 1200.00	1400.00 - 1600.00	1600.00 - 1600.00	1300.00 - 1600.00
Cowpea (White)	700.00 - 950.00	1000.00 - 1000.00	950.00 - 1000.00	1000.00 - 1000.00	900.00 - 1000.00	900.00 - 1000.00	1000.00 - 1000.00	800.00 - 800.00	1000.00 - 1000.00
Cowpea (Red)	800.00 - 950.00	1000.00 - 1000.00	800.00 - 1000.00	1000.00 - 1000.00	900.00 - 1000.00	960.00 - 1000.00	800.00 - 1000.00	800.00 - 1000.00	1000.00 - 1000.00
Red Dhal	270.00 - 310.00	320.00 - 320.00	300.00 - 340.00	300.00 - 340.00	300.00 - 320.00	300.00 - 300.00	280.00 - 300.00	280.00 - 320.00	300.00 - 320.00

Annex 03 - Colombo Markets: Retail Prices of Fruits (Rs/Fruit)

Week 25: 16 - 22 June 2023

30

CROP	PELIYAGODA	MAHARAGAMA	KIRULAPONE	NUGEGODA	NARAHENPITA	DEMATAGODA	THOTALANGA	KADAWATHA	KIRIBATHGODA
<i>Plantain</i>									
Ambul (Rs/Kg)	150.00 - 200.00	200.00 - 220.00	200.00 - 220.00	180.00 - 200.00	200.00 - 200.00	160.00 - 180.00	150.00 - 180.00	160.00 - 200.00	160.00 - 180.00
Kolikuttu (Rs/Kg)	350.00 - 450.00	440.00 - 480.00	400.00 - 450.00	400.00 - 400.00	400.00 - 480.00	450.00 - 450.00	380.00 - 400.00	350.00 - 400.00	380.00 - 450.00
Seeni (Rs/Kg)	150.00 - 200.00	200.00 - 220.00	180.00 - 200.00	180.00 - 200.00	200.00 - 200.00	200.00 - 200.00	160.00 - 200.00	160.00 - 220.00	160.00 - 200.00
Anamalu	26.00 - 30.00	26.00 - 26.00	28.00 - 30.00	26.00 - 26.00	35.00 - 38.00	35.00 - 38.00	25.00 - 28.00	30.00 - 34.00	30.00 - 32.00
Ambun	36.00 - 38.00	28.00 - 32.00	35.00 - 38.00	32.00 - 32.00	46.00 - 50.00	46.00 - 50.00	42.00 - 43.00	40.00 - 43.00	40.00 - 42.00
<i>Pineapple</i>									
Large	640.00 - 650.00	600.00 - 600.00	600.00 - 600.00	600.00 - 600.00	750.00 - 750.00	700.00 - 720.00	-	600.00 - 650.00	600.00 - 620.00
Medium	480.00 - 520.00	480.00 - 550.00	500.00 - 550.00	450.00 - 500.00	550.00 - 550.00	580.00 - 580.00	450.00 - 450.00	480.00 - 500.00	480.00 - 500.00
Small	380.00 - 420.00	450.00 - 450.00	350.00 - 400.00	-	400.00 - 420.00	380.00 - 400.00	380.00 - 380.00	350.00 - 400.00	350.00 - 380.00
<i>Mango</i>									
Betti	-	-	-	-	-	-	-	-	-
Karthakolomban	80.00 - 100.00	150.00 - 200.00	100.00 - 160.00	200.00 - 200.00	100.00 - 120.00	80.00 - 80.00	75.00 - 80.00	80.00 - 120.00	100.00 - 120.00
Vilad	-	65.00 - 65.00	80.00 - 100.00	60.00 - 100.00	80.00 - 80.00	-	55.00 - 60.00	55.00 - 55.00	55.00 - 55.00
Kohu	-	-	-	-	-	-	-	-	-
<i>Other Fruits</i>									
Wood Apple	100.00 - 100.00	175.00 - 200.00	200.00 - 200.00	200.00 - 200.00	120.00 - 150.00	-	120.00 - 150.00	120.00 - 150.00	125.00 - 160.00
Orange	90.00 - 100.00	100.00 - 120.00	100.00 - 160.00	130.00 - 130.00	100.00 - 120.00	100.00 - 100.00	150.00 - 160.00	150.00 - 160.00	135.00 - 150.00
Avocado	80.00 - 100.00	130.00 - 150.00	100.00 - 150.00	100.00 - 150.00	150.00 - 150.00	80.00 - 100.00	-	100.00 - 150.00	-
Slime Apple	30.00 - 34.00	100.00 - 100.00	80.00 - 100.00	100.00 - 100.00	70.00 - 90.00	60.00 - 80.00	40.00 - 50.00	60.00 - 80.00	50.00 - 55.00
Grapes (Rs/Kg)	1900.00 - 1900.00	2600.00 - 3000.00	2500.00 - 3000.00	2800.00 - 2800.00	2800.00 - 2800.00	-	2800.00 - 2800.00	2400.00 - 3000.00	2500.00 - 2600.00
Papaw (Rs/Kg)	120.00 - 180.00	250.00 - 260.00	260.00 - 280.00	220.00 - 260.00	-	180.00 - 250.00	200.00 - 220.00	180.00 - 220.00	150.00 - 150.00
Passion	35.00 - 40.00	60.00 - 60.00	75.00 - 75.00	75.00 - 75.00	-	60.00 - 60.00	40.00 - 42.00	40.00 - 50.00	75.00 - 75.00
King Coconut	90.00 - 100.00	150.00 - 150.00	130.00 - 150.00	150.00 - 150.00	130.00 - 140.00	150.00 - 150.00	140.00 - 150.00	100.00 - 150.00	130.00 - 150.00

Annex 04 - Colombo Markets: Retail Prices of Sea Fish and Dried Fish (Rs/Kg)

Week 25: 16 - 22 June 2023

CROP	PELIYAGODA	MAHARAGAMA	KIRULAPONE	NUGEGODA	NARAHENPITA	DEMATAGODA	THOTALANGA	KADAWATHA	KIRIBATHGODA
<i>Sea Fish</i>									
Salaya	750.00 - 850.00	600.00 - 600.00	600.00 - 800.00	900.00 - 900.00	900.00 - 900.00	600.00 - 640.00	600.00 - 700.00	720.00 - 760.00	720.00 - 760.00
Hurulla	1200.00 - 1260.00	1160.00 - 1160.00	1200.00 - 1200.00	1300.00 - 1300.00	1200.00 - 1200.00	1200.00 - 1200.00	1000.00 - 1100.00	1200.00 - 1280.00	1200.00 - 1300.00
Balaya	1700.00 - 1800.00	2000.00 - 2000.00	-	-	-	1800.00 - 2000.00	1600.00 - 1700.00	2000.00 - 2000.00	-
Kelawalla	2100.00 - 2200.00	2800.00 - 2800.00	2000.00 - 2600.00	3200.00 - 3200.00	3200.00 - 3200.00	-	2000.00 - 2200.00	2500.00 - 2800.00	2400.00 - 2400.00
Thora	2880.00 - 3100.00	-	-	-	-	-	-	3600.00 - 3600.00	3400.00 - 3600.00
Paraw	1960.00 - 2100.00	2800.00 - 2800.00	-	3000.00 - 3000.00	3200.00 - 3200.00	2200.00 - 2800.00	-	2200.00 - 2400.00	2700.00 - 2800.00
Mora	1920.00 - 1960.00	-	-	2800.00 - 2800.00	-	-	1600.00 - 1600.00	-	2200.00 - 2400.00
Shrimps Small	2000.00 - 2200.00	1800.00 - 1800.00	2000.00 - 2000.00	1800.00 - 1800.00	1800.00 - 1800.00	1800.00 - 2000.00	1700.00 - 1800.00	1800.00 - 2200.00	1800.00 - 1900.00
Talapath	2400.00 - 2800.00	3200.00 - 3200.00	3000.00 - 3400.00	3400.00 - 3400.00	3600.00 - 3600.00	2800.00 - 3200.00	2700.00 - 3000.00	3600.00 - 3700.00	3100.00 - 3200.00
<i>Eggs (Rs/Egg)</i>									
Brown	51.00 - 52.00	-	-	57.00 - 57.00	-	-	54.00 - 54.00	-	-
White	51.00 - 51.00	55.00 - 55.00	53.00 - 54.00	55.00 - 55.00	55.00 - 55.00	53.00 - 53.00	53.00 - 53.00	53.00 - 53.00	52.00 - 52.00
<i>Dried Fish</i>									
Sprats	1800.00 - 2000.00	2000.00 - 2000.00	2300.00 - 2400.00	2300.00 - 2400.00	2500.00 - 2600.00	-	1800.00 - 1900.00	1800.00 - 2000.00	2000.00 - 2200.00
Kattawa	2000.00 - 2200.00	2600.00 - 2600.00	2400.00 - 2500.00	2500.00 - 2600.00	2400.00 - 2800.00	2200.00 - 2200.00	2300.00 - 2300.00	2400.00 - 2500.00	2900.00 - 3000.00
Thora	-	-	-	-	-	-	-	-	-
Mora	2200.00 - 2200.00	2400.00 - 2400.00	2400.00 - 2400.00	2400.00 - 2600.00	2500.00 - 2800.00	-	2300.00 - 2400.00	2200.00 - 2300.00	2600.00 - 2800.00
Balaya	1800.00 - 1800.00	2200.00 - 2200.00	1800.00 - 2000.00	1700.00 - 2000.00	2000.00 - 2200.00	-	1700.00 - 1800.00	1700.00 - 1700.00	2000.00 - 2200.00
Anguluwa	2200.00 - 2200.00	-	2600.00 - 2600.00	2600.00 - 2600.00	-	-	-	2200.00 - 2200.00	-
Salaya	1200.00 - 1300.00	1200.00 - 1200.00	1200.00 - 1200.00	1200.00 - 1400.00	1400.00 - 1400.00	-	1000.00 - 1100.00	1000.00 - 1000.00	1200.00 - 1300.00
<i>Meat</i>									
Beef (without Bones)	-	2300.00 - 2300.00	2400.00 - 2400.00	-	2300.00 - 2300.00	-	2200.00 - 2200.00	-	-
Chicken (Broiler)	1500.00 - 1500.00	1480.00 - 1480.00	1520.00 - 1520.00	1480.00 - 1480.00	1400.00 - 1400.00	1400.00 - 1420.00	1450.00 - 1450.00	1500.00 - 1500.00	1520.00 - 1520.00
Chicken (Curry)	1550.00 - 1550.00	1580.00 - 1580.00	1520.00 - 1520.00	1600.00 - 1600.00	1600.00 - 1600.00	1300.00 - 1300.00	1450.00 - 1450.00	1500.00 - 1500.00	1600.00 - 1600.00
Mutton	-	3000.00 - 3000.00	3000.00 - 3000.00	-	3200.00 - 3200.00	3000.00 - 3000.00	3000.00 - 3000.00	3300.00 - 3300.00	3200.00 - 3200.00
Pork	-	1600.00 - 1600.00	2000.00 - 2000.00	-	-	-	-	1600.00 - 1600.00	1400.00 - 1400.00

Annex 05 : Food Composition of Selected Food Commodities

Commodity	Energy (kcal/100g)	Protein (g/100g)	Total fat (g/100g)	Retinol Eq (µ g/100g)	Vit B2 (mg/100g)	Vit B6 (mg/100g)	Folate (µg/100g)	Vit C (mg/100g)	Calcium (mg/100g)	Magnesium (mg/100g)	Iron (mg/100g)	Zinc (mg/100g)
Rice												
Rice - (white Kekulu - normal)	361	9.88	1.52	-	0.03	0.09	10.67	-	6.94	26.29	1.22	1.5
Rice - (white Kekulu Samba)	355	8.81	1.53	-	0.03	0.09	8.11	-	9.82	30.48	0.92	1.7
Rice - (Red Kekulu - normal)	366	8.64	2.12	-	0.05	0.1	8.39	-	4.73	31.7	0.88	1.84
Rice -Samba	369	6.86	2.45	-	0.05	0.13	12.79	-	8.71	37.26	1.18	1.49
Rice - Nadu White	366	7.76	1.48	-	0.03	0.12	9.35	-	4.57	20.1	0.64	1.61
Dried chilies	233	12.68	6.41	437	0.84	0.42	46.83	NA	107	231	5.39	1.65
Onion												
Big onions	48	1.67	0.24	0.16	0.01	0.1	32.99	7.58	14.82	16.94	0.45	0.25
Red onions	55	2.13	0.15	0.18	0.02	0.13	30.15	14.26	20.37	19.32	0.31	0.28
Potatoes	71	1.67	0.25		0.01	0.09	14.31	20.5	9.83	23.84	0.46	0.29
Pulses												
Green gram	290	21.97	0.93	19.5	0.28	0.33	135	NA	98.96	146	4.15	2.86
White cowpea	320	21.25	1.14	1.36	0.09	0.26	249	NA	84.1	213	5.04	3.57
Red cowpea	320	20.24	1.08	0.96	0.11	0.27	273	NA	81.83	194	4.95	3.4
Red Dhal	319	23.09	0.77	1.06	1.6	0.22	55	NA	41.27	66.63	7.45	3.34
Vegetables												
Beans	46	3.95	0.15	6.64	0.1	0.3	45.2	7.02	35.68	45.56	0.7	0.59
Carrot	30	0.85	0.45	1240	0.03	0.1	24.71	5.93	27.65	11.7	0.59	0.25
Leeks	30	1.74	0.49	18.56	0.02	0.19	42.63	4.65	29.28	11.77	1.49	0.43
Beetroot	31	2.12	0.15	1.52	0.01	0.09	108	4.51	20.29	34.88	0.77	0.29
Knolkhol	16	1.69	0.34		0.05	0.19	12.7	77.64	40.09	19.35	0.23	0.18
Radish	29	0.75	0.11		0.02	0.09	18.09	12.13	35.64	13.56	0.38	0.16
Cabbage	21	1.35	0.14	3.35	0.05	0.14	52.66	29.62	56.85	18.47	0.33	0.16

Tomatoes	20	0.88	0.56	165	0.03	0.09	20.16	25.58	9.69	14.93	0.31	0.12
Ladies fingers	26	2.06	0.19	12.41	0.08	0.28	70.62	24.48	92.26	55.23	0.96	0.44
Brinjal (Pandora Striped)	29	1.49	0.31	23	0.12	0.09	30.99	1.49	18.95	18	0.32	0.19
Brinjal (Chinese eggplant)	24	1.28	0.33	16.83	0.12	0.11	32.94	3.37	14.4	21.18	0.28	0.16
Capsicum	23	1.22	0.34	38.96	0.03	0.29	28.65	49.63	12.65	11.21	0.21	0.31
Pumpkin (Common)	31	0.86	0.3	30.41	0.02	0.09	17.72	8.73	18.75	9.93	0.49	0.25
Cucumber	19	0.98	0.24	0.58	0.01	0.08	19.66	4.08	22.1	18.22	0.67	0.21
Bitter gourd	19	1.47	0.23	55.08	0.05	0.06	53.1	46.89	25.19	35.81	1.75	0.26
Snake gourd (Dark green)	11	0.82	0.25	10.41	0.03	0.12	18.09	3.54	26.83	25.84	0.41	0.11
Snake gourd (Pale green)	11	0.89	0.25	5.14	0.03	0.07	16.52	2.85	27.11	21.77	0.47	0.2
Drumstick	30	2.48	0.12	3.13	0.06	0.12	60.48	92.33	22.27	28.51	0.5	0.26
Watakolu	12	0.86	0.15	59.33	0.01	0.07	25.48	6.41	14.67	14.01	4.42	0.45
Long beans	24	3.36	0.3	-	0.06	0.11	99.98	8.93	44.22	33.17	1.01	0.08
Ash Plantain	76	2.84	0.56	0.06	0.02	0.07	6.82	4.49	5.19	22.55	0.39	0.21
Green chillies	39	2.28	0.76	38.16	0.08	0.25	21.29	98.61	20.25	36.91	1.25	0.29
Limes	26	0.66	0.26	0.36	0.01	0.05	12.1	38.05	26	15.25	0.12	0.05
Kekiri	17	1.01	0.25	0.76	0.01	0.07	17.34	8.07	25.72	26.2	0.63	0.22
Ash pumpkin (Ash guord)	18	0.8	0.15		0.01	0.15	14.17	9.14	19.27	23.62	0.48	0.13
Cho-Cho	19	0.58	0.12	0.3	0.04	0.07	63.81	23.76	20.55	13.02	0.49	0.12
Thalana batu (Little prince)	21	1.28	0.39	24.33	0.12	0.09	38.63	2.4	12.38	19.62	0.31	0.22
Thalana batu (Thai eggplant)	21	1.45	0.26	18.33	0.11	0.09	31.18	2.71	17.24	37.22	0.37	0.24
Thibbatu	61	1.66	1.96	15.89	0.03	1.02	72.39	10.8	105	57.46	1.06	0.59
Kohila yams	27	0.64	0.16	1.72	0.01	0.14	4.64	1.67	52.33	33.95	0.61	1.62
Kehel muwa	19	1.36	0.63	4.27	0.02	0.12	40.51	8.16	35.09	31.43	0.38	0.39
Ambaralla	37	0.73	0.44	3.36	0.01	0.1	44.49	35.51	20.7	9.28	0.7	0.12
Mango	50	0.75	0.09	14.5	0.02	0.14	34.89	91.63	28.56	17.74	0.5	0.09
Mushroom	27	2.54	0.42	-	0.15	0.13	7.81	11.56	0.9	14.42	1.32	0.79
Dambala	21	1.84	0.2	38.74	0.08	0.4	33.69	19.82	68.24	31.38	1.2	0.44
Coconuts nuts	390	3.67	39.92	-	0.05	0.11	14.86	-				

Root Crop												
Sweet potato	108	1.27	0.33	NA	0.04	0.09	14.44	22.2	28.93	21.05	0.51	0.14
Manioc	78	0.92	0.19	NA	0.07	0.2	0.1	1.95	25.31	19.08	19.78	23.73
Nelum ala/Lotus root	79	1.94	0.93	NA	0.05	0.19	26.49	26.63	37.71	26.58	3.34	0.35
Kiriala	87	3.96	0.15	1.19	0.03	0.16	20.17	2.71	30.79	41.52	0.6	0.42
Iniala	103	3.2	0.3	33.14	0.01	0.22	22.19	13.03	40.99	28.98	1.31	0.29
Leafy Vegetables												
Mukunuwanna	28	3.15	0.55	92.25	0.09	0.27	96.14	3.24	135	45.38	1.7	1.03
Gotukola	15	0.64	0.47	226	0.07	0.23	70.11	6.74	96.31	41.42	1.25	0.66
Kankun	15	0.47	0.37	1614	0.08	0.4	33.69	19.82	49.21	18.35	1.32	0.44
Kathurumurunga	70	8.01	1.35	2097	0.33	0.22	120	121	901	96.64	4.36	0.53
Nivithi	22	2.2	0.47	959	0.06	0.11	74.05	10.26	163	61.37	1.49	0.67
Thampala	32	3.55	0.72	1474	0.21	0.22	74.27	82	258	209	3.5	1.4
Sarana	20	2.42	0.21	1149	0.03	0.13	58.54	9.89	59.57	42.93	0.13	0.75
Kohila leaves	33	4.1	0.83	300	0.02	0.17	56.76	5.56	19.5	20.32	0.25	0.3
Onion leaves	27	2.01	0.26	NA	0.04	0.18	56.8	23.38	35.21	74.95	3.15	0.77
Cabbage leaves	30	3.63	0.27	8.66	0.05	0.24	63.46	40.76	170	18.47	2.67	0.35
Salad leaves	19	1.05	0.24	NA	0.1	0.06	37.48	11.64	58.23	36.89	2.07	0.27
Cauliflower	23	2.09	0.48	0.14	0.06	0.11	46.67	50.17	22.44	18.52	0.76	0.27
Jackfruit pods	25	2.14	0.34	NA	0.03	0.04	30.7	24.77	37.32	26.08	0.3	0.17
Jackfruit seeds	77	5.66	0.44	NA	0.02	0.08	58.91	15.24	40.87	50.14	0.52	0.42
Meat												
Chicken	176	23.14	9.24	6.88	0.07	0.49	10.09	-	15.06	20.18	0.75	0.64
Beef	160	23.3	7.45	2.15	0.08	0.32	1.93	-	4.8	28.54	2.41	3.31
Mutton	138	20.37	6.23	2.7	0.13	0.28	1.73	-	7.58	19.5	1.62	5.05
Pork	161	18.83	9.5	1.9	0.09	0.28	8.15	-	6.58	8.9	0.79	0.8
Fish												
Balaya	96	21.28	1.12	21.01	0.15	0.12	7.89		6.45	26.02	0.68	0.46
Seer	136	22.28	5.18	81.9	0.07	0.16	15.45		9.85	36.73	0.41	0.74

Shark	95	21.6	0.83	1.11	0.04	0.11	8.57	8.44	32.58	0.41	0.74
Paraw	87	20.02	0.7	1.49	0.02	0.16	6.77	8.17	31.68	0.67	0.41
Thalapath	91	16.04	2.88	12.03	0.1	0.13	78.22	7.64	24.89	0.71	0.67
Kelawalla	109	21.47	2.55	15.95	0.17	0.73	77.39	13.35	33.82	0.68	0.64
Haedaella	87	19.88	0.78	12.18	0.04	0.06	11.7	36.6	53	0.54	0.65
Hurulla	88	17.08	2.18	10.02	0.14	1.66	61.66	103	35.45	1.24	1.05
Karalla / Katuwalla	97	21.8	1.06	1.25	0.02	0.1	14.38	37.06	39.05	0.24	0.42
Kumbala / Angila	101	21.51	1.53	16.34	0.1	0.1	7.13	31.27	37.46	1.46	0.67
Salaya / Sudaya	100	19.5	2.39	15.41	0.18	1.39	60.87	435	42.83	1.4	2.3
Theppli / Telapiya /Korali	83	18.48	1.08	17.14	0.18	0.18	8.29	99.39	24.96	2.84	0.88
Prawns	65	14.85	0.56	1.24	0.03	0.1	15.37	37.81	30.5	0.73	1.1
Crabs	45	10	0.55	8.33	0.14	0.18	13.83	37.81	45.93	0.73	1.1
Cuttle fish	76	16.82	0.93	1.93	0.02	0.04	6.22	8.73	35.46	0.62	1.3
Linna	112	20.3	3.37	15.78	0.23	0.68	59.78				
Coppara	97	22.89	0.56	21.51	0.04	0.12	8.08	7.2	30.08	1.2	0.58
Ray (Maduwa)	97	23.98	0.68	7.55	0.02	0.21	25.59	9.16	24.61	0.74	0.44

Dried Fish

Dried sprats	259	51.16	5.92	12.83	0.25	0.62	438	1178	162	3.06	4.2
Dried keeramin	311	49.6	12.42	12.92	0.13	2.41	144	555	166	2.58	3.19
Dried thalapath	289	54.68	8.04	9.38	0.04	0.43	97.8	62.75	110	1.96	1.45
Dried katta	275	50.04	8.31	2.48	0.03	0.35	80.4	86.55	92.17	1.47	1.16
Dried balaya	282	63.79	3.37	14.32	0.12	1.98	213	83.48	83.45	3.6	1.44
Dried shark / keelan	267	55.03	5.25	10.31	0.04	0.32	187	42.24	92.94	1.48	0.66

Eggs

Hen eggs (Country)	170	13.14	13	208	0.08	0.18	54.6	50.14	11.04	1.64	1.12
Hen eggs (Table)	135	13.55	9.03	200	0.19	0.19	49.46	63.3	12	2.39	1.73
Quail eggs	153	12.39	11.46	153	0.11	0.17	54.86	60.67	11.21	2.55	1.51

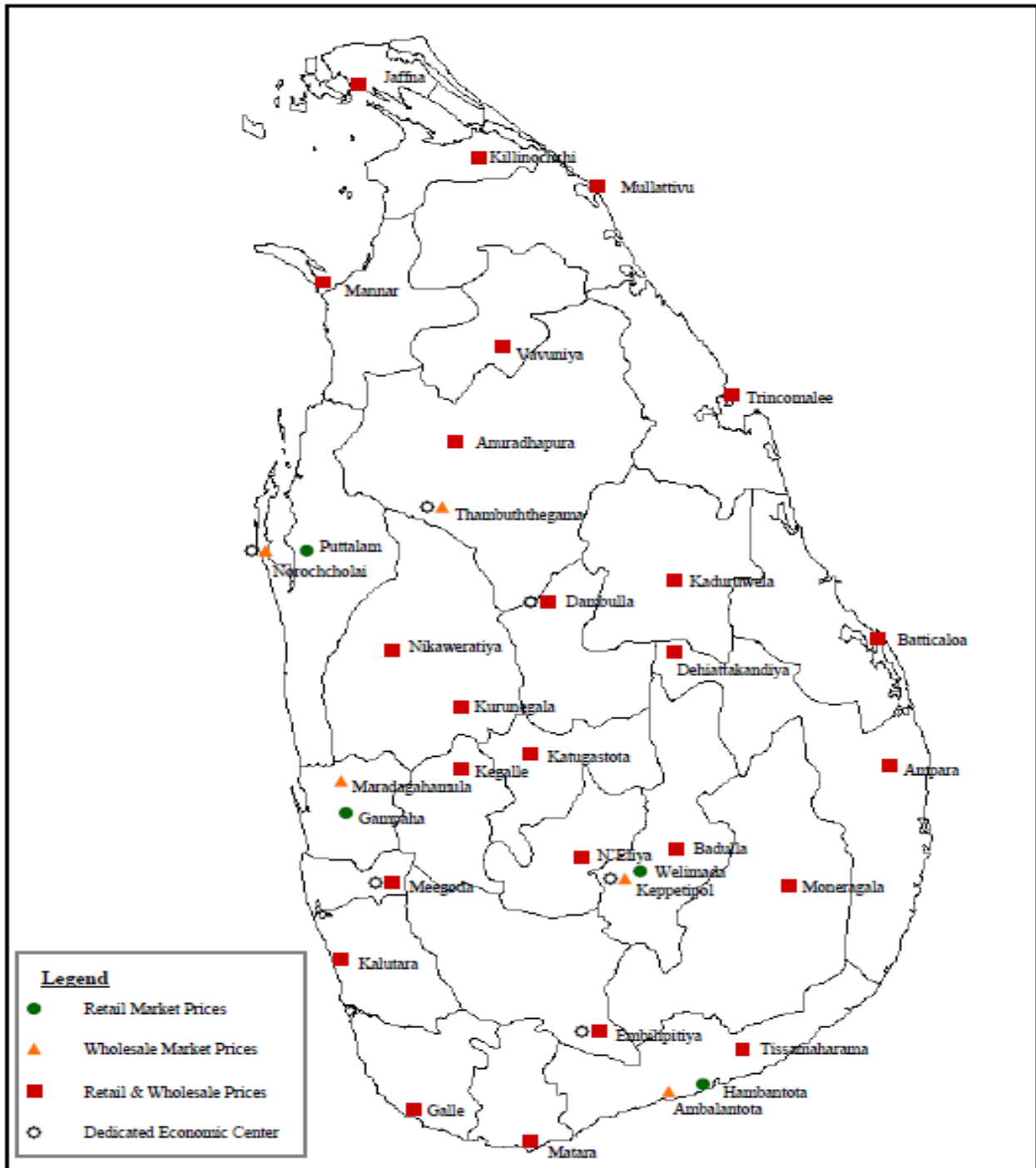
Fruits

Banana Embul	109	1.11	1.09	9.68	0.05	0.64	32.98	13.61	9.39	25.67	0.51	0.23
Anamaalu	102	1.04	0.72	16.4	0.04	0.65	21.07	3.66	8.06	27.02	0.51	0.23

Koli kuttu	107	1.38	0.34	8.8	0.03	0.47	18.12	7.71	8.56	38	0.32	0.14
Pineapple	37	0.41	0.17	5.76	0.04	0.12	17.86	39.36	10.37	10.71	0.3	0.09
Papaya	26	0.42	0.16	171	0.11	0.04	54.85	48.62	16.77	8.9	0.23	0.08
Mangoes (Karthakolomban)	79	0.8	0.92	259	0.01	0.1	35.52	17.74	3.12	6.72	0.1	0.08
Mangoes (Vilad)	44	0.76	0.58	146	0.05	0.26	67.6	29.97	16.93	14.79	0.65	0.19
Apple	62	0.29	0.64	0.36	0.02	0.08	3.43	2.9	3.12	6.72	0.1	0.08
Avacado	144	2.95	13.86	2	0.08	0.18	67.17	9.36	28.48	48.14	0.81	0.75
Wood apple	78	3.09	3.62	0.46	0.01	0.14	6.07	13.58	59.15	25.16	0.45	0.32
Orange	46	1.07	0.37	23.44	0.01	0.28	14.46	20.19	31.18	20.36	0.81	0.35
Guava	39	1.53	0.38	19.67	0.01	0.11	25.24	30.88	6.59	12.02	0.53	0.33
Grapes	49	0.95	10.69	3.22	0.04	0.1	7.07	20.51	7.27	6.86	0.28	0.07
Melon	19	0.65	0.16	130	0.02	0.11	6	8.24	4.05	9.76	0.15	0.1

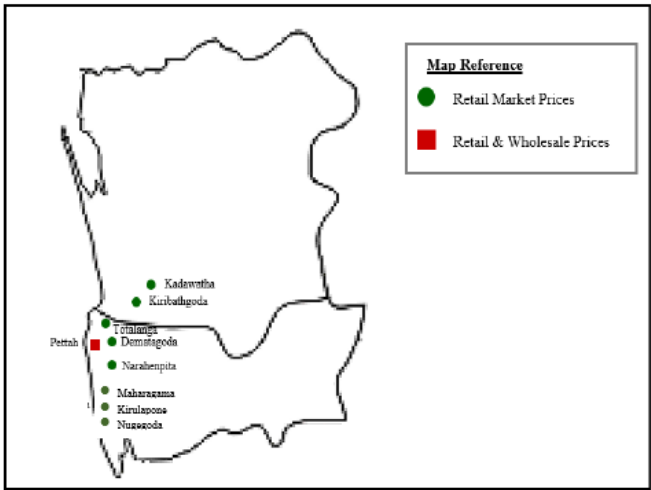
Source: Sri Lanka Food Composition Tables, Ministry of Health - 2021.

Price Collecting Areas



Legend

- Retail Market Prices
- ▲ Wholesale Market Prices
- Retail & Wholesale Prices
- Dedicated Economic Center





HARTI



Ministry of Agriculture

Food Systems and Market Research Division & Information Division

Hector Kobbekaduwa Agrarian Research and Training Institute

No. 114, Wijerama Mawatha, Colombo 07.

Phone: 011-2696981 Fax: 011-2682283

E-mail: mfpaharti@yahoo.com

Web: www.harti.gov.lk

www.mobilink.lk

දෛනික චිළචිචි තොග මිල, ජංගම දුරකථනයෙන්

හෙක්ටර් කොච්චිකඩුව ගොවි කරියතු පර්යේෂණ හා පුහුණුධර්මේ ආයතනය අනුමුතයෙන්

මොබිටෙල් ජංගම මිල දර්ශනය

ජාතික ජංගම දුරකථන ජාලයෙන්

6666 අමතන්න.

මොබිටෙල් අද මිල - අඟ පහ

මොබිටෙල් ජංගම දුරකථන ජාලයෙන් චිළචිචි තොග මිල දර්ශනය.

විකාශිතයාට රු.2/-

විකාශිතයාට රු.2/-