

## RETAIL MARKET AT A GLANCE

### Summary

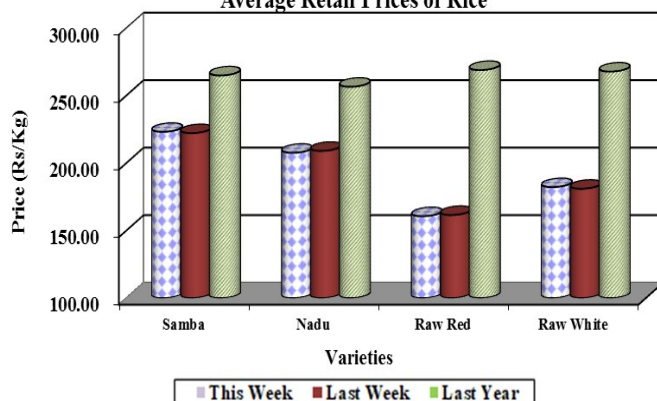
#### Rice




Price of keeri samba has not changed significantly and prices of nadu grade I, II and raw red have decreased by Rs.1.00/kg, Rs.2.00/kg and Rs.1.00/kg respectively. Imported samba and imported raw white have increased by Rs.2.00/kg, Rs.1.00/kg respectively. Compared to the same period last year, price of all local rice have decreased by 8%-40% and price of all imported rice have decreased by 3%-6%. Due to the beginning of harvesting, a drop in prices for all paddy varieties is anticipated in the upcoming weeks.

(Page No.01-02)

Average Retail Prices of Rice



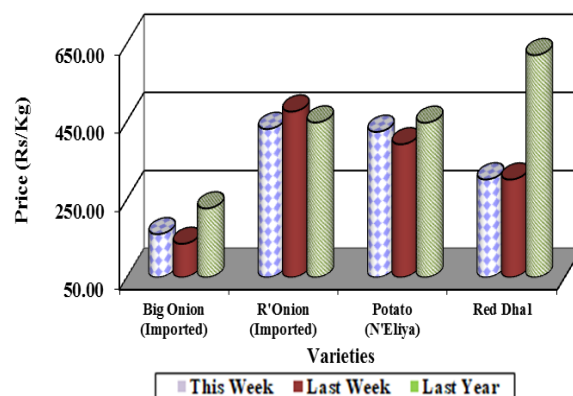
#### Other Field Crops




Price of imported dried chilies has increased by Rs.4.00/kg and the price ranged Rs.1100.00-1500.00/kg. Price of imported red onion has decreased by Rs.45.00/kg and the price ranged Rs.400.00-450.00/kg. Price of big onion has increased by Rs.25.00/kg and the price ranged Rs.140.00-180/kg. Price of Nuwara Eliya and imported potatoes have increased by Rs.32.00/kg, Rs.9.00/kg respectively.

(Page No.02-04)

Average Retail Prices of Other Field Crops



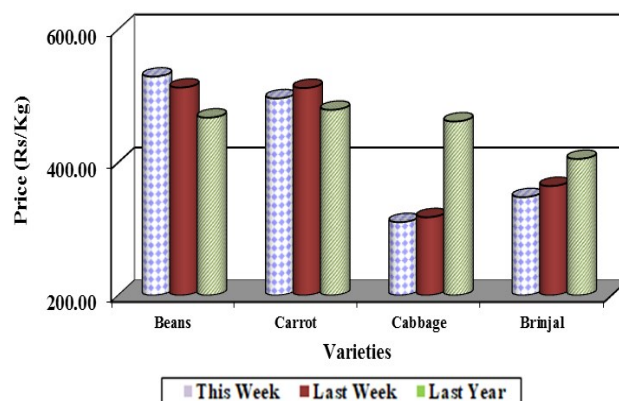
#### Vegetables



Price of most of the vegetables have decreased with increased supply. Considering up-country varieties, the highest price decrease was reported for leeks as Rs.46.00/kg followed by carrots as Rs.16.00/kg. Considering low-country varieties, the highest price decrease was reported for drumstick as Rs.86.00/kg followed by bitter gourd as Rs.54.00/kg. However, prices of tomatoes have increased by Rs.120.00/kg

(Page No.04-05)

Average Retail Prices of Vegetables



**Rice**

**Wholesale**

Price of keeri samba and nadu grade I was not changed significantly and average prices were Rs.259.00/kg and Rs.178.00/kg respectively. Price of nadu grade II and raw red have decreased by 1% due to low demand. Price ranges were Rs.168.00-173.00/kg and Rs.135.00-140.00/kg respectively. Price of samba grade I and II and raw white increased by 4%,3% and 3% respectively and price ranges were Rs.205.00-215.00/kg, Rs.190.00-205.00/kg and Rs.160.00-170.00/kg respectively.

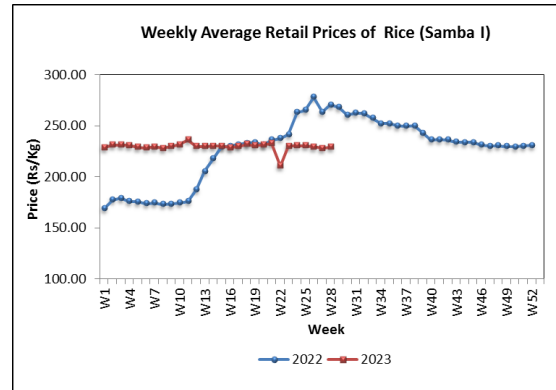
Price of imported samba and imported raw white have increased by 5% and 1% respectively due to low supply. Price ranges were Rs.205.00-225.00/kg, Rs.190.00-192.00/kg respectively.

Compared to the same period of last year, all local rice have decreased by 17%-46% except keeri samba. Keeri samba price increased by 2% and all imported rice varieties have increased by 7%-10%.

**Retail**

Price of keeri samba was not changed significantly and price ranged Rs.260.00-280.00/kg. Nadu grade I, II and raw red have decreased by Rs.1.00-2.00/kg and

price ranged Rs.210.00-220.00/kg, Rs.190.00-210.00/kg and Rs.150.00-180.00/kg respectively. Samba grade I, grade II, raw white have increased by Rs.1.00/kg and the price range Rs.220.00-230.00/kg, Rs.210.00-220.00/kg and Rs.170.00-190.00/kg respectively.



Imported samba and imported raw white have increased by Rs.2.00/kg and Rs.1.00/kg respectively. Price ranged Rs.220.00-240.00/kg and Rs.200.00-210.00/kg respectively.

Compared to the same period of the last year, price of all the local rice varieties have decreased by 8%-40% and price of all the imported rice have decreased by 3%-6%.

**Paddy**

Harvesting of paddy in 2023 yala season has already commenced in some of the major producing areas. The average prices of short grain paddy have decreased in Kurunegala, Dehiattakandiya and Nikaweratiya areas by Rs.1.00-3.00/kg. However, prices have increased in

Anuradhapura and Kalawewa areas by Rs.2.00-3.00/kg. Short grain paddy prices have not changed in Polonnaruwa and Ampara areas and the price ranged Rs.100.00-111.00/kg.

Average farm gate prices of long grain white paddy have decreased by Rs.1.00-7.00/kg in major producing areas except Anuradhapura and Kalawewa. The highest price decrease was reported in Ampara due to supply of newly harvested moist paddy.

Keeri samba paddy prices have further increased in major producing areas by Rs.1.00-2.00/kg and the price ranged Rs.130.00-146.00/kg. Subsequently, long grain red paddy prices have also increased by Rs.1.00-2.00/kg and the price ranged Rs.75.00-80.00/kg. However, a decrease in prices for all paddy varieties will be expected in the coming weeks due to commencement of harvesting.

Compared to the same period of last year, all major paddy varieties except keeri samba have decreased in the range of 16%-43%.

### **Dried Chilies**

#### **Wholesale**

Price of imported dried chilies has not changed significantly and the price ranged Rs.1040.00-1150.00/kg.

Compared to the same period of last year, imported dried chilies has decreased by 36%.

#### **Retail**

Price of imported dried chilies has increased by Rs.4.00/kg and the price ranged Rs.1100.00-1500.00/kg.

Compared to the same period of last year, price of imported dried chilies has decreased by 39%.

### **Onion**

#### **Wholesale**

Price of vedalan red onion has increased by 5% due to supply of high quality stocks and the price ranged Rs.450.00-500.00/kg.

Price of imported big onion has increased by 25% due to increased CIF prices and the price ranged Rs.115.00-130.00/kg.

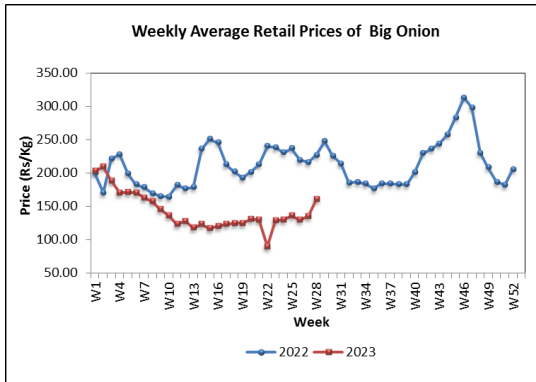
Compared to the same period of last year, vedalan red onion price has increased by 28% while imported big onion price has decreased by 34%.

#### **Retail**

Price of vedalan red onion has increased by Rs.3.00/kg and the price ranged Rs.600.00-650.00/kg. Price of imported red onion has

decreased by Rs.45.00/kg and the price ranged Rs.400.00-450.00/kg.

Price of big onion has increased by Rs.25.00/kg and the price ranged Rs.140.00-180/kg.



Compared to the same period of last year, prices of imported red onion and imported big onion have decreased by 4%-29% respectively.

### Potato

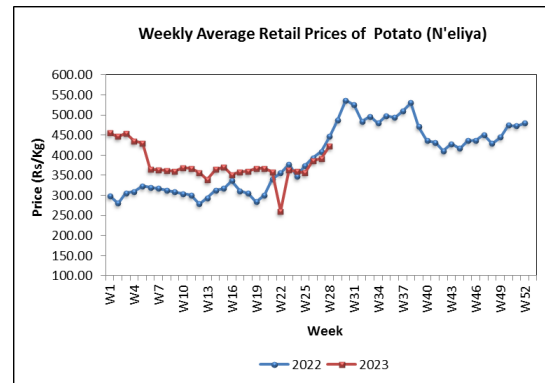
#### Wholesale

Price of Nuwara Eliya and imported potatoes have increased by 8% and 1% respectively due to high quality stocks. The price ranged Rs.310.00-360.00/kg and Rs.190.00-230.00/kg respectively.

Compared to the same period of last year, price of Nuwara Eliya potato has decreased by 8% while imported potato has increased by 11%.

### Retail

Price of Nuwara Eliya and imported potato have increased by Rs.32.00/kg and Rs.9.00/kg respectively. The price ranged Rs.380.00-480.00/kg and Rs.205.00-280.00/kg respectively.



Compared to the same period of last year, prices of Nuwara Eliya and imported potato have decreased by 5% and 3% respectively.

### Pulses

#### Wholesale

Price of red dhal has not changed significantly. Average price was Rs.249.00/kg and the price of white cowpea has decreased by 1% due to availability of low quality stocks. The price ranged Rs.620.00-675.00/kg. Price of green gram and red cowpea have increased by 5% and 4% respectively due to decreased supply and the price ranged

Rs.800.00-950.00/kg and Rs.750.00-800.00/kg respectively.

Compared to the same period of last year, green gram and red cowpea have increased by 9% and 23% respectively while white cowpea and red dhal have decreased by 11% and 54% respectively.

### **Retail**

Price of white cowpea price has decreased by Rs.10.00/kg and the price ranged Rs.750.00-1000.00/kg. Price of green gram and red cowpea have increased by Rs.11.00/kg and Rs.1.00/kg respectively. Red dhal prices have not changed significantly and the price ranged Rs.270.00-330.00/kg.

Compared to the same period of last year, red dhal price decreased by 51%. All the other pulses prices have increased by 3%-31%.

### **Vegetable**

#### **Wholesale**

Price of most of the varieties have decreased with increased supply from producing areas.

Considering up country varieties, the highest price decrease was reported for leeks as 34% due to increased supply from Nuwara Eliya areas. Price of both knolkhol and carrot have decreased by 15% due to slight changes in market demand.

However, price of beans has increased by 18% due to decreased supply from Kandy areas.

Due to decreased supply from all producing areas price of tomato has increased by 37% and the price of capsicum have decreased by 1%.

Considering low-country varieties, the highest price decrease was reported for cucumber as 37% due to increased supply from Kalpitiya and Puttalam areas, followed by drumstick as 22% due to increased supply from Jaffna. Prices of snake gourd, long beans and bitter gourd have increased in the range of 14%-15% with the increased supply from Kandy areas. Prices of luffa, pumpkin, ladies fingers and ash plantain have decreased in the range of 6%-9% with the increased supply from major producing areas. However, price of brinjal has increased by 11% due to decreased supply from Embilipitiya area.

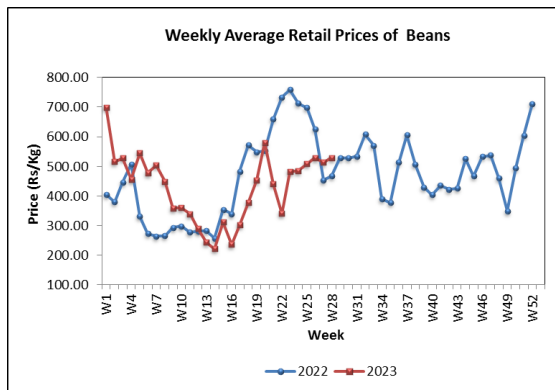
With the increased supply from Jaffna, price of green chilies has decreased by 9% and price of lime has decreased by 7% with the increased supply from Monaragala area.

Compared to the same period of last year, prices of most of the varieties have decreased and the highest price decrease was reported for cabbage as 53%.

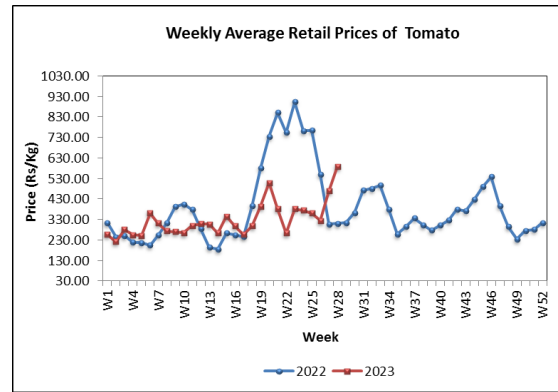
**Retail**

In line with the decreased wholesale price, retail price of most of the vegetable varieties also decreased.

Considering up country varieties, the highest price decrease was reported for leeks as Rs.46.00/kg followed by carrot as Rs.16.00/kg. Prices of raddish and beetroot have decreased by Rs.8.00/kg and Rs.1.00/kg respectively. Prices of both knolkhol and cabbage have decreased by Rs.7.00/kg. However, prices of beans have increased by Rs.17.00/kg.



Prices of tomato have increased by Rs.120.00/kg while prices of capsicum have decreased by Rs.94.00/kg respectively.



Considering low country varieties, the highest price decrease was reported for drumstick as Rs.86.00/kg followed by bitter gourd as Rs.54.00/kg. Prices of snake gourd, luffa and cucumber have decreased by Rs.51.00/kg, Rs.39.00/kg and Rs.24.00/kg respectively. Prices of brinjal, ash plantain and long beans have decreased by Rs.17.00/kg, Rs.2.00/kg and Rs.1.00/kg respectively.

Further, prices of green chilies and lime have decreased by Rs.41.00/kg and Rs.9.00/kg respectively.

Compared to the same period of last year, prices of most of varieties have decreased and the highest price decrease was reported for pumpkin as 38%

**Coconut**

**Wholesales**

Prices of large and small nuts have decreased by 8% and 6% respectively. Price ranged or large nut and small nut are

Rs.85.00-95.00 and Rs.70.00-80.00 respectively.

Compared to the same period of last year, prices of large and small nut have increased by 20% and 17% respectively.

### **Retail**

Prices of both large and small nuts have decreased by Rs.2.00/nut and Rs.3.00/nut respectively. Price ranges were Rs.90.00-120.00 for a large nut and Rs.80.00-100.00 for a small nut.

Compared to the same period of last year, prices of large and small nuts have increased 20% and 22% respectively.

### **Fruits**

#### **Wholesale**

Prices of most of fruit varieties have decreased due to low demand for fruits and availability of sufficient stocks. The highest price decrease of 19% was reported for king coconut due to low demand and availability of sufficient stocks. Price of wood apple was decreased by 7% due to low demand while price of imported grapes was decreased by 5% with availability of China stocks. Price of all the sizes of pineapple decreased in the range of 1%-5% due to low

demand. In addition, prices of passion fruit and papaw decreased by 3% and 1% with availability of sufficient stocks and low demand.

However, prices of all banana varieties have increased in the range of 5% -13% due to unavailability of sufficient stocks. Further, price of all mango varieties have increased in the range of 5%-13% while price of avocado has increased by 11% with the end of the harvesting seasons. Price of orange has increased by 6% while price of slime apple has increased by 1% slightly.

Compared to the same period of last year, prices of most of the fruit varieties have increased and the highest price increase of 139% was reported for kolikuttu banana.

#### **Retail**

Price of most fruit varieties have increased despite the wholesale prices. The highest price increase of Rs.60.00/fruit was reported for medium sized pineapple and both small and large sized pineapple have increased by Rs.34.00-45.00/fruit due to unavailability of sufficient stocks in the market.

Furthermore, the price of karthakolomban has increased by Rs.22.00/fruit due to unavailability of quality stocks. In

addition, the price of avocado, slime apple and orange have increased by Rs.9.00/fruit, Rs.4.00/fruit and Rs.2.00/fruit respectively due to availability of low quality stocks in the market.

Moreover, the price of kolikuttu and seeni banana have increased by Rs.5.00/kg and Rs.4.00/kg respectively.

Meanwhile, the highest price decrease of Rs.163.00/kg was reported for grapes due to availability of low quality China stocks in the market. Furthermore, the price of papaw has decreased by Rs.17.00/kg.

Compared to the same period of last year, prices of most of the fruit varieties have increased and the highest price increase was reported for large sized pineapple as 120%.

### **Fresh Fish**

#### **Wholesale**

Wholesale prices of most of the fresh fish types have increased due to decreased supply. The highest price increase of 21% was reported for mora due to low supply from Northern areas and the price ranged Rs.1100.00-1250.00/kg. A price increase of 20% was reported for hurulla due to low supply from Kalpitiya and Mullaitivu areas and the price ranged between Rs.1000.00-1250.00/kg. Price increase of 14% was observed for paraw due to low supply from

Kalmunai, Walachchenai and Trincomalee areas and the price ranged Rs.1600.00-1750.00/kg. In addition, the prices of thora, balaya, salaya and thlapath have increased by 2%-7% respectively.

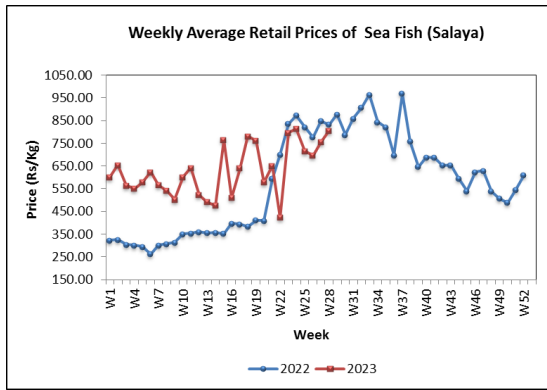
However, a price decrease of 4% was reported for shrimps due to high supply from Jaffna and Walachchenai areas and the price ranged between Rs.1600.00-1700.00/kg. In addition, price of kelawalla has decreased by 1%.

Compared to the same period of last year, prices of all fresh fish types have increased in the range of 1%-50% and the highest price increase was noted for hurulla.

#### **Retail**

In line with increased wholesale prices, retail prices of all types of fresh fish except mora have increased due to decreased supply. The highest price increase was reported for thora by Rs.282.00/kg followed by Rs.229.00/kg for paraw. Prices of balaya and thalapath have increased in the range of Rs.101.00-102.00/kg. Further, prices of shrimps, hurulla, salaya and kelawalla have increased by Rs.91.00/kg, Rs.83.00/kg, Rs.51.00/kg and Rs.45.00/kg respectively. Price of mora has decreased by Rs.24.00/kg with low demand.





Compared to the same period of last year, prices of all types of fresh fish except salaya have increased in the range of 6%-33% with the highest price increase reported for shrimp.

### Dried Fish

#### Wholesale

Prices of most of the local and imported dried fish types have increased due to decrease of local dried fish supply. The highest price increase of 7% was observed for imported sprats due to low supply from Iran and Thailand and the price ranged Rs.880.00-1120.00/kg. A price increase of 6% was reported for local salaya and local maduwa due to low supply from Chilaw, Puttalam and Negombo areas, and their prices ranged Rs.900.00-1000.00/kg and Rs.1400.00-1600.00/kg respectively. Likewise, a price increase of 5% was noted for local balaya due to low supply from Negombo and Beruwala areas and the price

ranged Rs.1750.00-1860.00/kg. In addition, prices of local mora and local sprats have increased by 3%.

However, a price decrease of 7% was noted for imported kattawa due to high supply from Oman and Indonesia and the price ranged Rs.1550.00-1650.00/kg. In addition, price of imported anguluwa has decreased by 5%.

Compared to the same period of last year, wholesale prices of most of the dried fish types have decreased in the range of 3%-32% and the highest price decrease was reported for imported sprats.

#### Retail

Prices of most types of dried fish have further increased in line with wholesale prices due to insufficient stocks. The highest price increase was reported for balaya by Rs.74.00/kg followed by Rs.72.00/kg for local sprats. Prices of salaya, imported sprats and mora have increased by Rs.33.00/kg, Rs.17.00/kg and Rs.14.00/kg respectively.

However, prices of kattawa and anguluwa have decreased by Rs.38.00/kg and Rs.23.00/kg respectively due to low demand, reporting higher prices.

Compared to the same period of last year, retail prices of all types of dried fish have decreased in the range of 13%-28% and the

highest price decrease was reported for imported sprats.

### **Eggs**

#### **Wholesale**

Brown eggs were not available and white egg price increased by 3%. White egg price ranged Rs.55.00-58.00/egg.

Compared to the same period of last year, price of white egg has increased by 46%.

#### **Retail**

In line with increased wholesale price, retail price of white eggs has also further increased by Rs.1.00/egg and price ranged Rs.56.00-60.00/egg. Brown eggs were not available in retail markets.

Compared to the same period of last year, retail price of white eggs has increased by 44%.

### **Meat**

#### **Retail**

Price of mutton has further increased by Rs.81.00/kg due to limited supply. Prices of skin-less curry chicken and skin-less broiler chicken have also increased by Rs.44.00/kg and Rs.32.00/kg respectively due to increase of farm gate prices. Price of beef has decreased by Rs.42.00/kg due to low demand. Price of pork has not changed significantly.

Compared to the same period of last year, prices of all types of meat have increased in the range of 9%-43% with the highest price increase reported for pork.

### **EXPLANATORY NOTE**

The Food Commodities Bulletin is a weekly publication containing information relating to wholesale and retail prices of selected food commodities in nine selected markets in and around Colombo and main markets in the major producing areas.

The information is analyzed and presented as prevailing prices, price ranges, averages, and a comparison of weekly prices. The changes in prices reported are always with price prevailed during the previous week unless otherwise stated.

The frequency of collection of wholesale price information is twice a week (i.e. Tuesday and Friday) while with retail prices, it is thrice a week (i.e. Friday, Monday, and Tuesday).

**Table 01: Selected Markets: Wholesale Price of Rice (Rs/50Kg Bag)**

Week 28: 07 - 13 July 2023

LOCATIONS	Rice Varieties													
	Samba 1		Samba 2		Keeri Samba		Nadu 1		Nadu 2		Raw Red		Raw White	
Colombo	10250	10750	9500	10250	12750	13000	8750	9250	8400	8600	6750	7000	8000	8500
Divulapitiya	11200	11350	9500	10000	12700	12850	10700	10700	8100	8600	6500	7000	7500	8000
Kurunegala	10500	11000	10000	10000	13000	13000	10000	10250	8250	8500	8250	8250	7750	7900
Nikaweratiya	11200	11250	9500	9500	12500	13100	10150	10500	7800	8100	7250	9000	7750	7900
Badulla	-	-	-	-	-	-	9400	9500	9000	9100	6250	6500	7500	7750
Puttalam	11200	11300	-	-	12500	13100	10200	10750	7750	8000	6750	7900	7600	7800
Dambulla	11350	11400	10650	10750	12900	12950	10500	10600	8400	8500	7000	7150	7650	7750
Anuradhapura	11000	11350	-	-	12900	13000	10250	10750	8250	9500	7750	8500	8000	8500
Tambuttegama	-	-	10000	10250	12900	12900	11000	11000	8100	8350	-	-	7750	7850
Polonnaruwa	11250	11300	-	-	12700	12750	10700	10750	-	-	9350	9350	9350	9400
Kalutara	-	-	9750	10000	12750	13000	-	-	8600	8750	7000	7250	8000	8250
Ampara	10500	10500	-	-	12750	13000	-	-	8200	8200	6750	6750	7200	7200
Kandy	11000	11250	9800	10200	12750	13000	10000	10250	8500	9000	7000	7500	8000	8250
Moneragala	11000	11250	9750	10000	12900	13000	10500	10750	9000	9750	6250	7000	7000	7750
Kegalle	-	-	-	-	-	-	-	-	-	-	-	-	-	-
Dehiattakandiya	11000	11750	-	-	13000	13000	10000	10500	9000	9500	8000	9000	7400	8900
Hambantota	11250	11250	-	-	12750	12900	-	-	-	-	6250	6300	7750	8000
Matara	10900	11100	-	-	12900	13000	9750	10200	-	-	6250	6300	7750	7900
Galle	10900	11250	-	-	13000	13000	10500	10750	-	-	6250	6500	8000	8250
Meegoda	-	-	-	-	-	-	-	-	-	-	-	-	-	-
Tissamaharama	-	-	9750	10000	12750	12750	-	-	8250	8500	6000	6250	7750	8000
Embilipitiya	10900	11000	-	-	12900	13000	10400	10500	-	-	6250	6350	7250	7350
Jaffna	-	-	9750	10250	12750	12750	-	-	7600	7900	7000	7200	-	-
Vavuniya	10600	10900	-	-	13000	13250	9000	9250	8100	8250	6200	6400	8200	8300
Mannar	10500	10750	-	-	13000	13000	8750	9000	8000	8250	6750	7000	8500	8750
Killinochchi	10500	10750	-	-	13000	13250	9000	9250	7600	7750	6500	6750	8250	8500
Mullattivu	10750	11000	-	-	12750	13150	9250	9650	8250	8500	6500	6750	8500	8750
Batticaloa	10900	11250	-	-	12700	12900	9200	9300	-	-	6600	6750	8400	8500
Trincomalee	10250	10750	-	-	12750	12750	9000	9250	8000	8250	7250	7750	8500	8750
Galenbindunuwew	10750	11350	9750	10500	12900	13250	10600	10600	8500	9000	7750	8750	7750	8250
Matale	11250	11300	10700	10750	12900	12950	10450	10500	8500	8750	7250	7500	7500	8250

**Table 02: Selected Markets: Retail Price of Rice (Rs/Kg)**

Week 28: 07 - 13 July 2023

11

LOCATIONS	Rice Varieties													
	Samba 1		Samba 2		Keeri Samba		Nadu 1		Nadu 2		Raw Red		Raw White	
Colombo	220.00	230.00	210.00	220.00	260.00	280.00	210.00	220.00	190.00	210.00	150.00	180.00	170.00	190.00
Gampaha	230.00	230.00	210.00	220.00	270.00	270.00	220.00	220.00	175.00	190.00	150.00	165.00	170.00	180.00
Kurunegala	230.00	230.00	-	-	260.00	270.00	220.00	220.00	180.00	200.00	180.00	190.00	170.00	175.00
Nikaweratiya	230.00	230.00	-	-	260.00	270.00	210.00	215.00	160.00	170.00	180.00	180.00	165.00	170.00
Dambulla	230.00	232.00	216.00	218.00	260.00	265.00	214.00	215.00	175.00	180.00	140.00	155.00	160.00	165.00
Anuradhapura	230.00	230.00	200.00	220.00	260.00	265.00	210.00	220.00	170.00	200.00	160.00	180.00	170.00	180.00
Thambuththegama	230.00	230.00	210.00	220.00	265.00	280.00	220.00	220.00	175.00	190.00	180.00	190.00	170.00	180.00
Polonnaruwa	228.00	230.00	-	-	258.00	260.00	218.00	220.00	190.00	205.00	190.00	190.00	190.00	190.00
Kaluthara	230.00	235.00	-	-	270.00	275.00	-	-	195.00	200.00	165.00	170.00	190.00	195.00
Badulla	-	-	-	-	260.00	260.00	195.00	200.00	185.00	190.00	130.00	135.00	155.00	160.00
Keppetipola	225.00	230.00	210.00	215.00	265.00	270.00	214.00	218.00	184.00	188.00	134.00	138.00	168.00	178.00
Moneragala	230.00	230.00	200.00	210.00	260.00	270.00	215.00	220.00	185.00	200.00	130.00	145.00	145.00	160.00
Kegalle	230.00	230.00	-	-	265.00	265.00	210.00	220.00	175.00	200.00	150.00	180.00	180.00	190.00
Ampara	225.00	230.00	200.00	210.00	260.00	260.00	220.00	220.00	175.00	190.00	130.00	140.00	140.00	150.00
Dehiattakandiya	230.00	235.00	-	-	260.00	270.00	210.00	215.00	180.00	205.00	170.00	190.00	150.00	180.00
Nuwaraeliya	226.00	230.00	210.00	214.00	270.00	280.00	210.00	218.00	185.00	200.00	135.00	140.00	170.00	180.00
Kandy	228.00	230.00	200.00	215.00	265.00	270.00	210.00	220.00	175.00	190.00	150.00	165.00	180.00	190.00
Puttalam	230.00	230.00	-	-	260.00	270.00	210.00	220.00	158.00	165.00	145.00	165.00	160.00	170.00
Hambantota	230.00	230.00	-	-	260.00	260.00	-	-	-	-	130.00	132.00	160.00	165.00
Rathnapura	220.00	230.00	-	-	-	-	-	-	175.00	182.00	138.00	142.00	170.00	176.00
Matara	230.00	230.00	-	-	260.00	260.00	215.00	220.00	-	-	130.00	135.00	160.00	165.00
Galle	230.00	230.00	-	-	260.00	260.00	220.00	220.00	-	-	130.00	140.00	170.00	180.00
Tissamaharama	-	-	200.00	205.00	260.00	260.00	-	-	170.00	175.00	122.00	130.00	156.00	165.00
Meegoda (DEC)	-	-	-	-	-	-	-	-	-	-	-	-	-	-
Embilipitiya	220.00	230.00	-	-	260.00	270.00	215.00	225.00	-	-	128.00	140.00	155.00	160.00
Jaffna	-	-	215.00	220.00	260.00	265.00	-	-	160.00	165.00	145.00	155.00	-	-
Vavuniya	220.00	225.00	-	-	268.00	270.00	190.00	197.00	170.00	175.00	136.00	140.00	175.00	180.00
Mannar	220.00	230.00	-	-	265.00	270.00	190.00	200.00	175.00	180.00	150.00	160.00	180.00	190.00
Killinochchi	225.00	235.00	-	-	270.00	280.00	190.00	195.00	165.00	170.00	140.00	145.00	175.00	180.00
Mullaittivu	225.00	230.00	-	-	260.00	270.00	190.00	200.00	170.00	180.00	135.00	140.00	175.00	180.00
Batticaloa	225.00	230.00	-	-	260.00	268.00	190.00	192.00	-	-	138.00	142.00	175.00	180.00
Trincomalee	220.00	230.00	-	-	260.00	270.00	190.00	200.00	170.00	180.00	160.00	170.00	180.00	190.00
Hanguranketha	222.00	230.00	210.00	215.00	258.00	265.00	210.00	220.00	170.00	185.00	138.00	145.00	150.00	165.00
Veyangoda	230.00	230.00	200.00	215.00	260.00	270.00	200.00	220.00	175.00	195.00	160.00	170.00	170.00	180.00
Galenbindunuwewa	220.00	230.00	200.00	215.00	260.00	270.00	215.00	215.00	175.00	190.00	160.00	180.00	160.00	170.00
Bandarawela	-	-	-	-	-	-	-	-	-	-	-	-	-	-
Matale	228.00	230.00	218.00	220.00	260.00	260.00	212.00	215.00	190.00	198.00	155.00	165.00	170.00	175.00

**Table 04: Selected Markets: Wholesale Price of Subsidiary Food (Rs/50Kg)**

Week 28: 07 - 13 July 2023

LOCATION	Dried Chillies	Red Onion		Big Onion	Potato			Pulses		
	Imported	Imported	Local		Imported	Welimada	Nuwara Eliya	Green Gram	Cowpea	Red Dhal
Colombo	52000 - 57500	-	22500 - 25000	5750 - 6500	9500 - 11500	-	15500 - 18000	40000 - 47500	31000 - 33750	12250 - 12750
Kurunegala	50000 - 55000	-	27500 - 27500	6000 - 6750	9750 - 10250	-	-	40000 - 47500	27500 - 37500	12750 - 13000
Nikaweratiya	52500 - 56250	20500 - 21000	-	5500 - 6500	10000 - 10500	-	-	-	30000 - 33000	12500 - 13000
Dehiattakandiya	52500 - 55000	18000 - 19000	20000 - 24500	5500 - 6500	10500 - 12500	-	17500 - 18000	35000 - 47500	33500 - 35000	12750 - 13250
Dambulla (DEC)	52500 - 54000	-	-	6000 - 6250	9500 - 9750	-	16000 - 16250	42500 - 46500	32500 - 34000	12750 - 13000
Anuradhapura	52500 - 57500	20000 - 24000	-	6500 - 7000	10500 - 11000	-	-	47500 - 52500	32500 - 37500	13000 - 13500
Thambuththegama	51500 - 60000	-	22500 - 24000	5500 - 6250	9750 - 10500	-	16000 - 17000	40000 - 45000	29000 - 30000	12750 - 13000
Polonnaruwa	52500 - 55000	23250 - 23500	-	8000 - 8250	12250 - 12500	-	18500 - 18750	55000 - 55000	34000 - 34000	13500 - 13750
Kaluthara	57000 - 57500	20000 - 21000	-	6000 - 6500	11000 - 11500	-	17750 - 18000	42000 - 44000	32500 - 33000	12500 - 12750
Puttalam	52000 - 55000	-	18000 - 21000	6600 - 7250	10500 - 11000	-	16500 - 17250	35000 - 45000	29250 - 31000	12500 - 13250
Kandy	56500 - 57500	21000 - 21500	23000 - 23500	5500 - 6500	10000 - 10250	-	16000 - 17000	44000 - 45000	34000 - 35000	13000 - 13500
Matara	56000 - 58000	21000 - 22000	25000 - 26500	6250 - 7000	10500 - 11000	-	17500 - 18500	42500 - 44000	36250 - 37500	13750 - 14000
Hambantota	52500 - 60000	19000 - 21000	24000 - 25500	6500 - 7250	10500 - 11000	-	-	39000 - 42500	39000 - 41000	13000 - 14000
Kegalle	52000 - 53000	22000 - 22500	-	6600 - 6800	9500 - 10750	-	17850 - 18000	43000 - 44000	36500 - 37500	13500 - 14000
Galle	55000 - 59000	22000 - 24000	28000 - 29000	6500 - 6750	10250 - 10750	-	17500 - 18000	45000 - 50000	32500 - 35000	12750 - 13000
Tissamaharama	57500 - 62500	20000 - 21000	-	6000 - 7000	11000 - 13000	-	19000 - 19500	40000 - 42500	37500 - 37500	13750 - 14000
Meegoda (DEC)	-	-	-	-	-	-	-	-	-	-
Jaffna	50000 - 54000	-	18000 - 20000	5500 - 6000	9500 - 10000	-	-	49000 - 51500	-	13250 - 13750
Vavuniya	60000 - 62000	-	-	7750 - 8250	10500 - 11000	-	-	50000 - 52500	-	13250 - 13500
Mannar	55000 - 57500	20000 - 21000	-	6700 - 6800	10500 - 10750	-	-	47500 - 50000	-	13000 - 13250
Killinochchi	57500 - 60000	-	-	7500 - 7750	10500 - 11000	-	-	49000 - 51000	-	13250 - 13750
Mullattivu	60000 - 61500	-	-	7000 - 7500	10000 - 10500	-	-	47500 - 50000	40000 - 42500	13000 - 13500
Batticaloa	58000 - 59250	-	28500 - 29000	7000 - 7250	10500 - 11000	-	-	49000 - 51000	35000 - 36000	13250 - 13500
Trincomalee	57500 - 60000	-	21000 - 22000	6250 - 6750	-	-	-	55000 - 57500	29500 - 31500	12500 - 13000
Galenbindunuwewa	50000 - 60000	21000 - 22500	-	6500 - 7000	10500 - 10750	-	-	40000 - 50000	29000 - 34000	13000 - 14000
Matale	52500 - 55000	20100 - 20500	-	6000 - 6250	10000 - 10500	-	-	38750 - 45000	30000 - 35000	12250 - 12750

**Table 05: Selected Markets: Retail Price of Subsidiary Food Crops (Rs/Kg)**

Week 28: 07 - 13 July 2023

LOCATIONS	Dried Chillies	Red Onion		Big Onion	Potato			Pulses		
	Imported	Imported	Local		Imported	Welimada	Nuwara Eliya	Green Gram	Cowpea	Red Dhal
Colombo	1100.00 - 1500.00	400.00 - 450.00	600.00 - 650.00	140.00 - 180.00	205.00 - 280.00	-	380.00 - 480.00	1000.00 - 1400.00	750.00 - 1000.00	270.00 - 330.00
Gampaha	1280.00 - 1400.00	400.00 - 480.00	-	160.00 - 160.00	240.00 - 260.00	-	400.00 - 440.00	980.00 - 1200.00	800.00 - 880.00	280.00 - 320.00
Kurunegala	1200.00 - 1300.00	460.00 - 540.00	-	140.00 - 160.00	220.00 - 260.00	-	380.00 - 420.00	1100.00 - 1200.00	800.00 - 860.00	300.00 - 320.00
Nikaweratiya	1200.00 - 1300.00	440.00 - 520.00	-	140.00 - 160.00	220.00 - 240.00	-	400.00 - 400.00	900.00 - 1200.00	700.00 - 900.00	275.00 - 300.00
Dambulla	1100.00 - 1200.00	-	-	125.00 - 130.00	220.00 - 230.00	-	380.00 - 380.00	900.00 - 1100.00	700.00 - 800.00	270.00 - 280.00
Anuradhapura	1100.00 - 1200.00	480.00 - 560.00	-	140.00 - 150.00	220.00 - 240.00	-	-	1200.00 - 1300.00	700.00 - 850.00	280.00 - 300.00
Thambuththegama	1100.00 - 1250.00	-	560.00 - 600.00	120.00 - 150.00	215.00 - 230.00	-	380.00 - 380.00	900.00 - 1000.00	600.00 - 750.00	278.00 - 300.00
Polonnaruwa	1100.00 - 1260.00	480.00 - 490.00	-	170.00 - 180.00	255.00 - 260.00	-	380.00 - 400.00	1200.00 - 1300.00	700.00 - 750.00	285.00 - 290.00
Kaluthara	1240.00 - 1260.00	440.00 - 460.00	-	150.00 - 160.00	240.00 - 250.00	-	380.00 - 390.00	1100.00 - 1200.00	750.00 - 800.00	275.00 - 280.00
Badulla	1200.00 - 1300.00	480.00 - 540.00	-	140.00 - 150.00	240.00 - 250.00	400.00 - 440.00	-	1000.00 - 1200.00	800.00 - 800.00	280.00 - 300.00
Keppetipola	1150.00 - 1200.00	470.00 - 500.00	-	140.00 - 160.00	220.00 - 240.00	350.00 - 370.00	-	1100.00 - 1200.00	750.00 - 780.00	275.00 - 280.00
Moneragala	1150.00 - 1200.00	440.00 - 560.00	-	150.00 - 160.00	220.00 - 240.00	-	400.00 - 440.00	900.00 - 1200.00	600.00 - 800.00	280.00 - 300.00
Kegalle	1060.00 - 1140.00	480.00 - 500.00	-	150.00 - 160.00	240.00 - 260.00	-	400.00 - 420.00	900.00 - 980.00	750.00 - 840.00	290.00 - 300.00
Ampara	1090.00 - 1200.00	400.00 - 480.00	-	145.00 - 150.00	230.00 - 280.00	-	395.00 - 400.00	980.00 - 1200.00	700.00 - 900.00	260.00 - 280.00
Dehiattakandiya	1100.00 - 1200.00	400.00 - 450.00	480.00 - 520.00	120.00 - 150.00	240.00 - 260.00	-	380.00 - 400.00	850.00 - 1050.00	800.00 - 800.00	270.00 - 280.00
Nuwaraeliya	1150.00 - 1200.00	480.00 - 500.00	-	140.00 - 160.00	230.00 - 240.00	-	370.00 - 390.00	1000.00 - 1150.00	750.00 - 780.00	270.00 - 280.00
Kandy	1250.00 - 1300.00	540.00 - 560.00	-	140.00 - 150.00	230.00 - 240.00	-	430.00 - 440.00	1160.00 - 1300.00	800.00 - 840.00	280.00 - 310.00
Puttalam	1050.00 - 1200.00	-	600.00 - 680.00	170.00 - 190.00	250.00 - 280.00	-	400.00 - 440.00	850.00 - 1050.00	640.00 - 700.00	260.00 - 300.00
Rathnapura	1350.00 - 1400.00	440.00 - 480.00	500.00 - 520.00	140.00 - 150.00	230.00 - 240.00	-	-	900.00 - 1100.00	750.00 - 900.00	280.00 - 290.00
Hambantota	1200.00 - 1350.00	450.00 - 500.00	550.00 - 600.00	140.00 - 160.00	240.00 - 250.00	-	-	900.00 - 950.00	850.00 - 900.00	270.00 - 290.00
Matara	1200.00 - 1350.00	450.00 - 500.00	580.00 - 620.00	135.00 - 160.00	240.00 - 260.00	-	400.00 - 450.00	900.00 - 1100.00	760.00 - 850.00	280.00 - 300.00
Galle	1200.00 - 1300.00	500.00 - 560.00	600.00 - 700.00	140.00 - 150.00	200.00 - 240.00	-	380.00 - 400.00	1100.00 - 1200.00	750.00 - 850.00	270.00 - 290.00
Tissamaharama	1200.00 - 1300.00	450.00 - 480.00	-	130.00 - 160.00	230.00 - 280.00	-	390.00 - 400.00	850.00 - 900.00	800.00 - 800.00	280.00 - 290.00
Meegoda (DEC)	-	-	-	-	-	-	-	-	-	-
Embilipitiya	1100.00 - 1250.00	400.00 - 450.00	480.00 - 520.00	130.00 - 160.00	220.00 - 240.00	-	400.00 - 400.00	950.00 - 1150.00	700.00 - 800.00	260.00 - 300.00
Jaffna	1150.00 - 1250.00	-	420.00 - 500.00	125.00 - 135.00	210.00 - 240.00	-	-	1050.00 - 1150.00	-	280.00 - 285.00
Vavuniya	1300.00 - 1380.00	-	-	180.00 - 190.00	240.00 - 245.00	-	-	1100.00 - 1200.00	800.00 - 850.00	288.00 - 295.00
Mannar	1200.00 - 1300.00	-	600.00 - 620.00	140.00 - 160.00	220.00 - 240.00	-	-	1200.00 - 1400.00	-	290.00 - 320.00
Killinochchi	1250.00 - 1300.00	-	-	170.00 - 190.00	230.00 - 250.00	-	-	1050.00 - 1100.00	-	280.00 - 290.00
Mullaittivu	1250.00 - 1300.00	-	-	-	220.00 - 240.00	-	-	1000.00 - 1050.00	850.00 - 900.00	280.00 - 300.00
Batticaloa	1200.00 - 1250.00	-	640.00 - 660.00	160.00 - 180.00	240.00 - 250.00	-	-	1050.00 - 1100.00	760.00 - 800.00	280.00 - 290.00
Trincomalee	1250.00 - 1300.00	-	450.00 - 480.00	140.00 - 150.00	230.00 - 240.00	-	450.00 - 520.00	1200.00 - 1250.00	650.00 - 700.00	280.00 - 320.00
Hanguranketha	1100.00 - 1280.00	500.00 - 600.00	-	130.00 - 160.00	220.00 - 250.00	-	380.00 - 400.00	950.00 - 1100.00	780.00 - 840.00	260.00 - 285.00
Veyangoda	1200.00 - 1300.00	480.00 - 480.00	-	150.00 - 160.00	210.00 - 240.00	-	380.00 - 400.00	1000.00 - 1200.00	800.00 - 860.00	275.00 - 300.00
Galenbindunuwewa	1100.00 - 1300.00	460.00 - 480.00	-	140.00 - 160.00	220.00 - 230.00	-	-	850.00 - 1100.00	650.00 - 700.00	270.00 - 300.00
Bandarawela	-	-	-	-	-	-	-	-	-	-
Matale	1200.00 - 1300.00	460.00 - 500.00	-	135.00 - 140.00	215.00 - 220.00	-	-	950.00 - 1000.00	800.00 - 1000.00	260.00 - 280.00

**Table 06: Selected Markets: Wholesale Price of Vegetables(Rs/Kg)**

Week 28: 07 - 13 July 2023

Locations	Butter Beans	Green Beans	Carrot	Leeks	Beetroot	Knolkhol
Colombo	-	350.00 - 450.00	280.00 - 400.00	100.00 - 150.00	250.00 - 400.00	100.00 - 130.00
Meegoda (DEC)	-	-	-	-	-	-
Dambulla (DEC)	-	380.00 - 420.00	350.00 - 400.00	130.00 - 150.00	280.00 - 380.00	90.00 - 110.00
Keppetipola (DEC)	-	460.00 - 480.00	270.00 - 290.00	110.00 - 120.00	300.00 - 320.00	100.00 - 110.00
Norochchole (DEC)	-	-	-	-	220.00 - 280.00	-
Nuwara Eliya	-	460.00 - 480.00	310.00 - 320.00	120.00 - 130.00	280.00 - 300.00	110.00 - 120.00
Kandy	-	400.00 - 420.00	380.00 - 400.00	130.00 - 150.00	300.00 - 330.00	90.00 - 110.00
Hambantota	-	420.00 - 480.00	320.00 - 380.00	240.00 - 300.00	320.00 - 380.00	220.00 - 270.00
Thambuththegama (DEC)	-	450.00 - 550.00	380.00 - 420.00	160.00 - 180.00	310.00 - 340.00	120.00 - 150.00
Jaffna	-	450.00 - 480.00	450.00 - 520.00	240.00 - 260.00	200.00 - 240.00	-
Bandarawela	-	-	-	-	-	-
Veyangoda	-	500.00 - 550.00	330.00 - 350.00	150.00 - 180.00	300.00 - 350.00	130.00 - 150.00

Locations	Raddish	Cabbage	Tomato	Ladies Fingers	Brinjal	Capsicum
Colombo	80.00 - 120.00	100.00 - 180.00	400.00 - 550.00	120.00 - 150.00	180.00 - 300.00	300.00 - 350.00
Meegoda (DEC)	-	-	-	-	-	-
Moneragala	120.00 - 150.00	220.00 - 280.00	440.00 - 480.00	180.00 - 200.00	200.00 - 250.00	360.00 - 400.00
Dambulla (DEC)	35.00 - 45.00	120.00 - 150.00	370.00 - 400.00	120.00 - 130.00	230.00 - 240.00	300.00 - 350.00
Keppetipola (DEC)	40.00 - 50.00	110.00 - 120.00	400.00 - 420.00	130.00 - 140.00	200.00 - 230.00	360.00 - 400.00
Norochchole (DEC)	20.00 - 50.00	-	-	120.00 - 150.00	140.00 - 180.00	350.00 - 450.00
Nuwara Eliya	60.00 - 70.00	110.00 - 130.00	380.00 - 420.00	140.00 - 150.00	240.00 - 260.00	340.00 - 380.00
Kandy	70.00 - 80.00	130.00 - 180.00	400.00 - 450.00	150.00 - 160.00	200.00 - 250.00	330.00 - 350.00
Hambantota	130.00 - 180.00	220.00 - 280.00	420.00 - 500.00	150.00 - 200.00	180.00 - 240.00	360.00 - 420.00
Thambuththegama (DEC)	45.00 - 60.00	180.00 - 210.00	410.00 - 450.00	120.00 - 150.00	230.00 - 280.00	350.00 - 400.00
Tissamaharama	70.00 - 90.00	240.00 - 260.00	400.00 - 430.00	140.00 - 160.00	140.00 - 200.00	350.00 - 380.00
Jaffna	150.00 - 160.00	250.00 - 280.00	480.00 - 520.00	160.00 - 200.00	250.00 - 280.00	300.00 - 320.00
Bandarawela	-	-	-	-	-	-
Veyangoda	75.00 - 90.00	160.00 - 180.00	400.00 - 450.00	160.00 - 200.00	280.00 - 300.00	350.00 - 380.00

Locations	Pumpkin	Cucumber	Bitter Gourd	Snake Gourd	Drumstick	Luffa
Colombo	100.00 - 130.00	50.00 - 80.00	250.00 - 300.00	200.00 - 230.00	300.00 - 500.00	130.00 - 160.00
Meegoda (DEC)	-	-	-	-	-	-
Moneragala	80.00 - 160.00	100.00 - 120.00	380.00 - 400.00	300.00 - 350.00	380.00 - 420.00	200.00 - 250.00
Dambulla (DEC)	90.00 - 110.00	40.00 - 50.00	240.00 - 270.00	120.00 - 140.00	350.00 - 380.00	80.00 - 130.00
Keppetipola (DEC)	110.00 - 120.00	90.00 - 100.00	230.00 - 250.00	130.00 - 150.00	-	130.00 - 140.00
Norochchole (DEC)	70.00 - 100.00	20.00 - 40.00	250.00 - 300.00	130.00 - 160.00	280.00 - 350.00	110.00 - 150.00
Nuwara Eliya	110.00 - 130.00	60.00 - 80.00	250.00 - 280.00	140.00 - 160.00	-	140.00 - 150.00
Kandy	90.00 - 100.00	60.00 - 70.00	240.00 - 260.00	150.00 - 170.00	320.00 - 400.00	120.00 - 150.00
Hambantota	100.00 - 150.00	60.00 - 100.00	320.00 - 380.00	200.00 - 260.00	380.00 - 430.00	200.00 - 250.00
Thambuththegama (DEC)	80.00 - 110.00	20.00 - 35.00	200.00 - 250.00	130.00 - 160.00	350.00 - 400.00	70.00 - 100.00
Tissamaharama	100.00 - 120.00	70.00 - 80.00	360.00 - 380.00	220.00 - 240.00	330.00 - 340.00	200.00 - 230.00
Jaffna	90.00 - 110.00	60.00 - 80.00	420.00 - 450.00	240.00 - 280.00	450.00 - 500.00	-
Bandarawela	-	-	-	-	-	-
Veyangoda	110.00 - 140.00	60.00 - 80.00	300.00 - 350.00	160.00 - 180.00	380.00 - 430.00	130.00 - 150.00

**Table 06: Selected Markets: Wholesale Price of Vegetables(Rs/Kg)**

Week 28: 07 - 13 July 2023

Locations	Butter Beans	Green Beans	Carrot	Leeks	Beetroot	Knolkhol
Colombo	-	350.00 - 450.00	280.00 - 400.00	100.00 - 150.00	250.00 - 400.00	100.00 - 130.00
Meegoda (DEC)	-	-	-	-	-	-
Dambulla (DEC)	-	380.00 - 420.00	350.00 - 400.00	130.00 - 150.00	280.00 - 380.00	90.00 - 110.00
Keppetipola (DEC)	-	460.00 - 480.00	270.00 - 290.00	110.00 - 120.00	300.00 - 320.00	100.00 - 110.00
Norochchole (DEC)	-	-	-	-	220.00 - 280.00	-
Nuwara Eliya	-	460.00 - 480.00	310.00 - 320.00	120.00 - 130.00	280.00 - 300.00	110.00 - 120.00
Kandy	-	400.00 - 420.00	380.00 - 400.00	130.00 - 150.00	300.00 - 330.00	90.00 - 110.00
Hambantota	-	420.00 - 480.00	320.00 - 380.00	240.00 - 300.00	320.00 - 380.00	220.00 - 270.00
Thambuththegama (DEC)	-	450.00 - 550.00	380.00 - 420.00	160.00 - 180.00	310.00 - 340.00	120.00 - 150.00
Jaffna	-	450.00 - 480.00	450.00 - 520.00	240.00 - 260.00	200.00 - 240.00	-
Bandarawela	-	-	-	-	-	-
Veyangoda	-	500.00 - 550.00	330.00 - 350.00	150.00 - 180.00	300.00 - 350.00	130.00 - 150.00

Locations	Raddish	Cabbage	Tomato	Ladies Fingers	Brinjal	Capsicum
Colombo	80.00 - 120.00	100.00 - 180.00	400.00 - 550.00	120.00 - 150.00	180.00 - 300.00	300.00 - 350.00
Meegoda (DEC)	-	-	-	-	-	-
Moneragala	120.00 - 150.00	220.00 - 280.00	440.00 - 480.00	180.00 - 200.00	200.00 - 250.00	360.00 - 400.00
Dambulla (DEC)	35.00 - 45.00	120.00 - 150.00	370.00 - 400.00	120.00 - 130.00	230.00 - 240.00	300.00 - 350.00
Keppetipola (DEC)	40.00 - 50.00	110.00 - 120.00	400.00 - 420.00	130.00 - 140.00	200.00 - 230.00	360.00 - 400.00
Norochchole (DEC)	20.00 - 50.00	-	-	120.00 - 150.00	140.00 - 180.00	350.00 - 450.00
Nuwara Eliya	60.00 - 70.00	110.00 - 130.00	380.00 - 420.00	140.00 - 150.00	240.00 - 260.00	340.00 - 380.00
Kandy	70.00 - 80.00	130.00 - 180.00	400.00 - 450.00	150.00 - 160.00	200.00 - 250.00	330.00 - 350.00
Hambantota	130.00 - 180.00	220.00 - 280.00	420.00 - 500.00	150.00 - 200.00	180.00 - 240.00	360.00 - 420.00
Thambuththegama (DEC)	45.00 - 60.00	180.00 - 210.00	410.00 - 450.00	120.00 - 150.00	230.00 - 280.00	350.00 - 400.00
Tissamaharama	70.00 - 90.00	240.00 - 260.00	400.00 - 430.00	140.00 - 160.00	140.00 - 200.00	350.00 - 380.00
Jaffna	150.00 - 160.00	250.00 - 280.00	480.00 - 520.00	160.00 - 200.00	250.00 - 280.00	300.00 - 320.00
Bandarawela	-	-	-	-	-	-
Veyangoda	75.00 - 90.00	160.00 - 180.00	400.00 - 450.00	160.00 - 200.00	280.00 - 300.00	350.00 - 380.00

Locations	Pumpkin	Cucumber	Bitter Gourd	Snake Gourd	Drumstick	Luffa
Colombo	100.00 - 130.00	50.00 - 80.00	250.00 - 300.00	200.00 - 230.00	300.00 - 500.00	130.00 - 160.00
Meegoda (DEC)	-	-	-	-	-	-
Moneragala	80.00 - 160.00	100.00 - 120.00	380.00 - 400.00	300.00 - 350.00	380.00 - 420.00	200.00 - 250.00
Dambulla (DEC)	90.00 - 110.00	40.00 - 50.00	240.00 - 270.00	120.00 - 140.00	350.00 - 380.00	80.00 - 130.00
Keppetipola (DEC)	110.00 - 120.00	90.00 - 100.00	230.00 - 250.00	130.00 - 150.00	-	130.00 - 140.00
Norochchole (DEC)	70.00 - 100.00	20.00 - 40.00	250.00 - 300.00	130.00 - 160.00	280.00 - 350.00	110.00 - 150.00
Nuwara Eliya	110.00 - 130.00	60.00 - 80.00	250.00 - 280.00	140.00 - 160.00	-	140.00 - 150.00
Kandy	90.00 - 100.00	60.00 - 70.00	240.00 - 260.00	150.00 - 170.00	320.00 - 400.00	120.00 - 150.00
Hambantota	100.00 - 150.00	60.00 - 100.00	320.00 - 380.00	200.00 - 260.00	380.00 - 430.00	200.00 - 250.00
Thambuththegama (DEC)	80.00 - 110.00	20.00 - 35.00	200.00 - 250.00	130.00 - 160.00	350.00 - 400.00	70.00 - 100.00
Tissamaharama	100.00 - 120.00	70.00 - 80.00	360.00 - 380.00	220.00 - 240.00	330.00 - 340.00	200.00 - 230.00
Jaffna	90.00 - 110.00	60.00 - 80.00	420.00 - 450.00	240.00 - 280.00	450.00 - 500.00	-
Bandarawela	-	-	-	-	-	-
Veyangoda	110.00 - 140.00	60.00 - 80.00	300.00 - 350.00	160.00 - 180.00	380.00 - 430.00	130.00 - 150.00



**Table 07: Selected Markets: Retail Price of Vegetables (Rs/Kg)**

Week 28: 07 - 13 July 2023

LOCATIONS	Up Country Varieties																
	Butter Beans		Green Beans		Carrot		Leeks		Beetroot		Knol Khol		Raddish		Cabbage		Tomato
Colombo	-	380.00 - 600.00	400.00 - 600.00	240.00 - 400.00	350.00 - 600.00	200.00 - 480.00	130.00 - 360.00	200.00 - 400.00	160.00 - 240.00	280.00 - 400.00	500.00 - 720.00						
Gampaha	-	400.00 - 480.00	400.00 - 500.00	280.00 - 320.00	360.00 - 480.00	280.00 - 400.00	160.00 - 240.00	280.00 - 400.00	500.00 - 560.00								
Kurunegala	-	580.00 - 600.00	540.00 - 560.00	360.00 - 400.00	540.00 - 580.00	280.00 - 320.00	260.00 - 320.00	360.00 - 400.00	500.00 - 560.00								
Nikaweratiya	-	550.00 - 600.00	520.00 - 560.00	320.00 - 400.00	480.00 - 600.00	280.00 - 320.00	140.00 - 160.00	320.00 - 320.00	480.00 - 600.00								
Dambulla	-	460.00 - 480.00	550.00 - 600.00	300.00 - 360.00	500.00 - 560.00	200.00 - 240.00	160.00 - 180.00	280.00 - 320.00	540.00 - 560.00								
Anuradhapura	-	520.00 - 600.00	500.00 - 600.00	300.00 - 400.00	420.00 - 500.00	200.00 - 280.00	160.00 - 180.00	280.00 - 320.00	520.00 - 600.00								
Thambuththegama	-	520.00 - 600.00	440.00 - 500.00	260.00 - 320.00	360.00 - 440.00	180.00 - 240.00	80.00 - 140.00	240.00 - 320.00	480.00 - 540.00								
Polonnaruwa	-	550.00 - 560.00	460.00 - 490.00	270.00 - 300.00	540.00 - 560.00	360.00 - 400.00	180.00 - 200.00	340.00 - 350.00	480.00 - 500.00								
Kaluthara	-	480.00 - 500.00	460.00 - 480.00	300.00 - 320.00	460.00 - 480.00	220.00 - 240.00	220.00 - 240.00	320.00 - 340.00	480.00 - 500.00								
Badulla	-	480.00 - 560.00	480.00 - 520.00	280.00 - 320.00	480.00 - 520.00	280.00 - 320.00	180.00 - 200.00	280.00 - 320.00	480.00 - 560.00								
Keppetipola	-	550.00 - 580.00	340.00 - 360.00	180.00 - 220.00	360.00 - 380.00	180.00 - 200.00	120.00 - 140.00	180.00 - 200.00	480.00 - 500.00								
Moneragala	-	580.00 - 600.00	480.00 - 520.00	320.00 - 400.00	480.00 - 520.00	280.00 - 320.00	180.00 - 240.00	320.00 - 400.00	580.00 - 600.00								
Kegalle	-	580.00 - 600.00	540.00 - 560.00	340.00 - 360.00	500.00 - 520.00	300.00 - 320.00	260.00 - 280.00	340.00 - 360.00	560.00 - 600.00								
Ampara	-	560.00 - 650.00	480.00 - 500.00	280.00 - 280.00	480.00 - 600.00	240.00 - 240.00	200.00 - 240.00	320.00 - 360.00	460.00 - 480.00								
Dehiattakandiya	-	600.00 - 600.00	480.00 - 600.00	240.00 - 300.00	400.00 - 480.00	200.00 - 240.00	100.00 - 120.00	240.00 - 320.00	600.00 - 750.00								
Nuwaraeliya	-	560.00 - 580.00	400.00 - 420.00	220.00 - 240.00	360.00 - 380.00	200.00 - 220.00	160.00 - 180.00	220.00 - 280.00	380.00 - 420.00								
Kandy	-	520.00 - 600.00	520.00 - 550.00	300.00 - 320.00	520.00 - 550.00	160.00 - 200.00	160.00 - 200.00	260.00 - 300.00	550.00 - 600.00								
Puttalam	-	600.00 - 680.00	560.00 - 600.00	320.00 - 400.00	400.00 - 480.00	-	200.00 - 300.00	320.00 - 400.00	560.00 - 640.00								
Hambantota	-	500.00 - 600.00	440.00 - 500.00	280.00 - 380.00	400.00 - 480.00	280.00 - 340.00	180.00 - 240.00	280.00 - 340.00	540.00 - 600.00								
Rathnapura	-	480.00 - 520.00	475.00 - 500.00	260.00 - 300.00	460.00 - 480.00	300.00 - 330.00	140.00 - 160.00	260.00 - 280.00	580.00 - 620.00								
Matara	-	500.00 - 600.00	480.00 - 500.00	300.00 - 320.00	480.00 - 600.00	240.00 - 280.00	140.00 - 160.00	300.00 - 320.00	580.00 - 600.00								
Galle	-	540.00 - 600.00	540.00 - 600.00	360.00 - 400.00	550.00 - 600.00	300.00 - 360.00	180.00 - 200.00	320.00 - 360.00	560.00 - 600.00								
Tissamaharama	-	500.00 - 520.00	450.00 - 480.00	240.00 - 260.00	480.00 - 500.00	240.00 - 250.00	110.00 - 130.00	260.00 - 290.00	480.00 - 550.00								
Meegoda (DEC)	-	-	-	-	-	-	-	-	-								
Embilipitiya	-	480.00 - 520.00	480.00 - 520.00	280.00 - 320.00	500.00 - 600.00	280.00 - 400.00	200.00 - 280.00	280.00 - 320.00	600.00 - 750.00								
Jaffna	-	500.00 - 580.00	500.00 - 560.00	280.00 - 320.00	240.00 - 280.00	-	180.00 - 220.00	280.00 - 320.00	520.00 - 550.00								
Vavuniya	-	550.00 - 600.00	550.00 - 600.00	350.00 - 390.00	540.00 - 560.00	-	200.00 - 220.00	350.00 - 360.00	580.00 - 600.00								
Mannar	-	520.00 - 550.00	520.00 - 550.00	400.00 - 450.00	400.00 - 450.00	-	200.00 - 220.00	320.00 - 360.00	600.00 - 640.00								
Killinochchi	-	580.00 - 620.00	580.00 - 620.00	380.00 - 420.00	540.00 - 560.00	-	200.00 - 220.00	340.00 - 360.00	580.00 - 620.00								
Mullaittivu	-	500.00 - 550.00	520.00 - 560.00	350.00 - 380.00	480.00 - 500.00	-	200.00 - 220.00	350.00 - 360.00	520.00 - 560.00								
Batticaloa	-	540.00 - 560.00	520.00 - 550.00	400.00 - 420.00	550.00 - 580.00	300.00 - 320.00	180.00 - 220.00	320.00 - 350.00	580.00 - 620.00								
Trincomalee	-	500.00 - 550.00	520.00 - 550.00	320.00 - 380.00	480.00 - 520.00	320.00 - 380.00	240.00 - 280.00	350.00 - 400.00	480.00 - 520.00								
Hanguranketha	-	400.00 - 450.00	440.00 - 480.00	190.00 - 230.00	370.00 - 400.00	160.00 - 180.00	120.00 - 150.00	240.00 - 280.00	420.00 - 460.00								
Veyangoda	-	540.00 - 600.00	480.00 - 520.00	320.00 - 360.00	400.00 - 480.00	280.00 - 320.00	240.00 - 260.00	320.00 - 360.00	480.00 - 520.00								
Galenbindunuwewa	-	520.00 - 600.00	580.00 - 600.00	280.00 - 320.00	380.00 - 480.00	200.00 - 240.00	130.00 - 160.00	280.00 - 320.00	480.00 - 520.00								
Bandarawela	-	-	-	-	-	-	-	-	-								
Matale	-	480.00 - 560.00	480.00 - 550.00	280.00 - 320.00	480.00 - 520.00	200.00 - 280.00	160.00 - 180.00	320.00 - 360.00	500.00 - 600.00								

Table 07 (Contd.)

LOCATIONS	Low Country Varieties											
	Ladies Fingers	Brinjal	Capsicum	Pumpkin	Cucumber	Bitter Gourd	Snake Gourd	Drumstick	Luffa	Long Beans		
Colombo	200.00 - 400.00	240.00 - 420.00	350.00 - 700.00	160.00 - 260.00	80.00 - 240.00	320.00 - 600.00	240.00 - 480.00	400.00 - 1000.00	180.00 - 400.00	300.00 - 600.00		
Gampaha	240.00 - 320.00	280.00 - 400.00	480.00 - 480.00	160.00 - 240.00	140.00 - 160.00	400.00 - 480.00	320.00 - 400.00	480.00 - 600.00	400.00 - 400.00	360.00 - 400.00		
Kurunegala	280.00 - 320.00	380.00 - 400.00	600.00 - 600.00	160.00 - 200.00	160.00 - 200.00	480.00 - 540.00	320.00 - 400.00	500.00 - 540.00	280.00 - 360.00	360.00 - 400.00		
Nikaweratiya	320.00 - 320.00	400.00 - 480.00	480.00 - 600.00	160.00 - 200.00	160.00 - 200.00	400.00 - 560.00	240.00 - 320.00	400.00 - 480.00	280.00 - 400.00	320.00 - 400.00		
Dambulla	240.00 - 300.00	300.00 - 320.00	560.00 - 600.00	180.00 - 200.00	140.00 - 160.00	460.00 - 480.00	360.00 - 380.00	560.00 - 600.00	200.00 - 240.00	360.00 - 380.00		
Anuradhapura	240.00 - 320.00	320.00 - 400.00	480.00 - 600.00	160.00 - 240.00	120.00 - 160.00	400.00 - 480.00	280.00 - 320.00	640.00 - 700.00	240.00 - 260.00	360.00 - 400.00		
Thambuththegama	140.00 - 200.00	300.00 - 400.00	460.00 - 550.00	120.00 - 200.00	80.00 - 120.00	300.00 - 360.00	200.00 - 260.00	460.00 - 480.00	120.00 - 180.00	320.00 - 380.00		
Polonnaruwa	300.00 - 320.00	360.00 - 380.00	480.00 - 500.00	180.00 - 200.00	180.00 - 200.00	480.00 - 500.00	320.00 - 340.00	400.00 - 420.00	320.00 - 330.00	320.00 - 330.00		
Kaluthara	180.00 - 200.00	340.00 - 360.00	520.00 - 540.00	160.00 - 180.00	200.00 - 220.00	440.00 - 460.00	320.00 - 340.00	-	300.00 - 320.00	360.00 - 380.00		
Badulla	280.00 - 320.00	300.00 - 320.00	480.00 - 600.00	200.00 - 240.00	160.00 - 220.00	480.00 - 560.00	320.00 - 400.00	600.00 - 600.00	320.00 - 360.00	360.00 - 400.00		
Keppetipola	220.00 - 240.00	300.00 - 320.00	460.00 - 480.00	200.00 - 220.00	180.00 - 200.00	320.00 - 340.00	220.00 - 240.00	-	220.00 - 240.00	320.00 - 340.00		
Moneragala	280.00 - 320.00	260.00 - 320.00	480.00 - 520.00	160.00 - 240.00	160.00 - 200.00	480.00 - 520.00	380.00 - 400.00	480.00 - 520.00	320.00 - 380.00	380.00 - 400.00		
Kegalle	340.00 - 360.00	340.00 - 360.00	480.00 - 520.00	180.00 - 200.00	160.00 - 180.00	460.00 - 480.00	340.00 - 360.00	480.00 - 520.00	260.00 - 280.00	440.00 - 480.00		
Ampara	240.00 - 240.00	320.00 - 320.00	480.00 - 560.00	180.00 - 200.00	180.00 - 200.00	480.00 - 480.00	300.00 - 360.00	560.00 - 600.00	280.00 - 320.00	300.00 - 320.00		
Dehiattakandiya	320.00 - 400.00	200.00 - 320.00	550.00 - 600.00	200.00 - 260.00	100.00 - 160.00	400.00 - 520.00	240.00 - 320.00	400.00 - 520.00	240.00 - 320.00	300.00 - 400.00		
Nuwaraeliya	240.00 - 260.00	340.00 - 360.00	460.00 - 480.00	210.00 - 240.00	180.00 - 200.00	340.00 - 360.00	240.00 - 260.00	-	240.00 - 260.00	340.00 - 360.00		
Kandy	260.00 - 300.00	450.00 - 480.00	520.00 - 550.00	160.00 - 200.00	120.00 - 140.00	450.00 - 480.00	260.00 - 280.00	550.00 - 600.00	200.00 - 240.00	440.00 - 480.00		
Puttalam	240.00 - 320.00	400.00 - 480.00	600.00 - 700.00	200.00 - 260.00	150.00 - 200.00	400.00 - 520.00	300.00 - 340.00	600.00 - 700.00	280.00 - 320.00	400.00 - 480.00		
Rathnapura	220.00 - 250.00	280.00 - 320.00	460.00 - 500.00	140.00 - 170.00	140.00 - 160.00	460.00 - 480.00	300.00 - 330.00	460.00 - 500.00	300.00 - 340.00	400.00 - 420.00		
Hambantota	200.00 - 240.00	260.00 - 320.00	520.00 - 600.00	160.00 - 200.00	120.00 - 160.00	440.00 - 540.00	300.00 - 400.00	540.00 - 600.00	280.00 - 320.00	380.00 - 410.00		
Matara	240.00 - 300.00	300.00 - 400.00	500.00 - 600.00	160.00 - 200.00	150.00 - 180.00	550.00 - 600.00	380.00 - 420.00	580.00 - 600.00	300.00 - 340.00	400.00 - 420.00		
Galle	240.00 - 280.00	260.00 - 300.00	480.00 - 520.00	160.00 - 200.00	160.00 - 220.00	380.00 - 450.00	360.00 - 380.00	560.00 - 600.00	300.00 - 380.00	400.00 - 480.00		
Tissamaharama	200.00 - 220.00	200.00 - 250.00	450.00 - 480.00	140.00 - 170.00	110.00 - 130.00	450.00 - 480.00	280.00 - 320.00	400.00 - 420.00	280.00 - 320.00	320.00 - 350.00		
Meegoda (DEC)	-	-	-	-	-	-	-	-	-	-		
Embilipitiya	200.00 - 280.00	280.00 - 320.00	480.00 - 600.00	200.00 - 240.00	160.00 - 240.00	480.00 - 520.00	300.00 - 400.00	350.00 - 400.00	240.00 - 320.00	350.00 - 400.00		
Jaffna	200.00 - 240.00	280.00 - 320.00	320.00 - 360.00	120.00 - 140.00	80.00 - 120.00	480.00 - 540.00	280.00 - 320.00	500.00 - 600.00	-	320.00 - 360.00		
Vavuniya	300.00 - 350.00	390.00 - 400.00	480.00 - 490.00	200.00 - 220.00	220.00 - 240.00	700.00 - 800.00	350.00 - 400.00	550.00 - 600.00	290.00 - 300.00	390.00 - 420.00		
Mannar	320.00 - 350.00	400.00 - 450.00	520.00 - 550.00	200.00 - 220.00	180.00 - 200.00	480.00 - 520.00	320.00 - 350.00	600.00 - 700.00	-	400.00 - 450.00		
Killinochchi	200.00 - 240.00	380.00 - 420.00	460.00 - 500.00	180.00 - 200.00	160.00 - 180.00	750.00 - 800.00	380.00 - 420.00	550.00 - 600.00	-	380.00 - 420.00		
Mullaittivu	280.00 - 300.00	320.00 - 350.00	500.00 - 520.00	200.00 - 220.00	-	600.00 - 640.00	320.00 - 340.00	600.00 - 600.00	-	320.00 - 340.00		
Batticaloa	380.00 - 400.00	300.00 - 320.00	520.00 - 550.00	160.00 - 200.00	150.00 - 160.00	580.00 - 600.00	300.00 - 320.00	700.00 - 800.00	280.00 - 300.00	240.00 - 260.00		
Trincomalee	280.00 - 350.00	320.00 - 380.00	480.00 - 520.00	180.00 - 220.00	220.00 - 250.00	500.00 - 580.00	320.00 - 400.00	600.00 - 650.00	280.00 - 320.00	350.00 - 380.00		
Hanguranketha	210.00 250.00	330.00 350.00	420.00 480.00	140.00 160.00	120.00 140.00	350.00 380.00	150.00 180.00	450.00 500.00	180.00 220.00	300.00 330.00		
Veyangoda	280.00 - 320.00	320.00 - 360.00	500.00 - 600.00	160.00 - 180.00	160.00 - 160.00	500.00 - 600.00	320.00 - 320.00	520.00 - 600.00	320.00 - 360.00	400.00 - 440.00		
Galenbindunuwewa	280.00 - 320.00	280.00 - 320.00	520.00 - 600.00	180.00 - 200.00	120.00 - 140.00	400.00 - 480.00	260.00 - 280.00	460.00 - 480.00	240.00 - 260.00	280.00 - 320.00		
Bandarawela	-	-	-	-	-	-	-	-	-	-		
Matale	280.00 - 320.00	400.00 - 480.00	560.00 - 600.00	200.00 - 240.00	120.00 - 160.00	400.00 - 480.00	280.00 - 320.00	500.00 - 560.00	280.00 - 320.00	320.00 - 400.00		

**Table 07 (Contd.)**

LOCATIONS	Low Country Varieties					Leafy Vegetable				Coconut (Rs/Nut)	
	Ash Plantain	Green Chillies	Lime	Sweet Potato	Manioc	Mukunuwenna	Kankun	Gotukola	Large	Small	
Colombo	200.00 - 380.00	650.00 - 1200.00	350.00 - 800.00	150.00 - 280.00	160.00 - 260.00	50.00 - 90.00	50.00 - 90.00	95.00 - 100.00	90.00 - 120.00	80.00 - 100.00	
Gampaha	240.00 - 320.00	1000.00 - 1200.00	480.00 - 600.00	180.00 - 180.00	180.00 - 200.00	70.00 - 70.00	70.00 - 70.00	30.00 - 30.00	100.00 - 100.00	75.00 - 80.00	
Kurunegala	280.00 - 320.00	1100.00 - 1200.00	500.00 - 600.00	220.00 - 240.00	200.00 - 240.00	40.00 - 50.00	40.00 - 50.00	30.00 - 40.00	80.00 - 90.00	65.00 - 70.00	
Nikaweratiya	200.00 - 200.00	1000.00 - 1200.00	320.00 - 400.00	200.00 - 240.00	160.00 - 160.00	40.00 - 50.00	40.00 - 50.00	60.00 - 60.00	75.00 - 75.00	65.00 - 70.00	
Dambulla	260.00 - 280.00	900.00 - 1000.00	400.00 - 500.00	200.00 - 220.00	200.00 - 240.00	50.00 - 60.00	50.00 - 60.00	50.00 - 60.00	90.00 - 100.00	70.00 - 80.00	
Anuradhapura	200.00 - 280.00	1000.00 - 1200.00	400.00 - 500.00	180.00 - 200.00	180.00 - 240.00	50.00 - 60.00	50.00 - 60.00	50.00 - 60.00	80.00 - 100.00	60.00 - 70.00	
Thambuththegama	140.00 - 200.00	800.00 - 950.00	300.00 - 350.00	180.00 - 220.00	140.00 - 180.00	40.00 - 40.00	40.00 - 40.00	-	65.00 - 75.00	50.00 - 60.00	
Polonnaruwa	160.00 - 160.00	1150.00 - 1200.00	400.00 - 470.00	160.00 - 180.00	200.00 - 220.00	50.00 - 60.00	50.00 - 60.00	50.00 - 60.00	-	50.00 - 55.00	
Kaluthara	240.00 - 260.00	900.00 - 1000.00	500.00 - 600.00	200.00 - 220.00	240.00 - 260.00	70.00 - 80.00	70.00 - 80.00	90.00 - 100.00	110.00 - 120.00	90.00 - 100.00	
Badulla	220.00 - 240.00	1000.00 - 1100.00	450.00 - 600.00	160.00 - 200.00	220.00 - 240.00	70.00 - 70.00	70.00 - 70.00	70.00 - 80.00	95.00 - 100.00	80.00 - 85.00	
Keppetipola	230.00 - 250.00	900.00 - 1100.00	350.00 - 360.00	180.00 - 190.00	200.00 - 220.00	45.00 - 50.00	45.00 - 50.00	40.00 - 45.00	85.00 - 88.00	75.00 - 80.00	
Moneragala	120.00 - 160.00	1200.00 - 1300.00	300.00 - 320.00	160.00 - 200.00	120.00 - 150.00	50.00 - 60.00	50.00 - 60.00	50.00 - 60.00	80.00 - 90.00	65.00 - 70.00	
Kegalle	260.00 - 280.00	980.00 - 1000.00	420.00 - 450.00	220.00 - 240.00	200.00 - 210.00	70.00 - 80.00	70.00 - 80.00	50.00 - 70.00	85.00 - 95.00	65.00 - 80.00	
Ampara	200.00 - 240.00	1000.00 - 1000.00	300.00 - 300.00	150.00 - 200.00	150.00 - 200.00	50.00 - 60.00	50.00 - 50.00	50.00 - 50.00	100.00 - 100.00	80.00 - 90.00	
Dehiattakandiya	160.00 - 240.00	800.00 - 1200.00	400.00 - 600.00	160.00 - 200.00	-	60.00 - 60.00	60.00 - 60.00	60.00 - 60.00	80.00 - 85.00	60.00 - 70.00	
Nuwaraeliya	240.00 - 260.00	1200.00 - 1400.00	380.00 - 410.00	180.00 - 200.00	200.00 - 220.00	50.00 - 60.00	50.00 - 60.00	40.00 - 45.00	85.00 - 90.00	75.00 - 80.00	
Kandy	300.00 - 320.00	1000.00 - 1200.00	400.00 - 450.00	160.00 - 180.00	230.00 - 240.00	50.00 - 60.00	50.00 - 60.00	40.00 - 50.00	90.00 - 95.00	65.00 - 75.00	
Puttalam	140.00 - 200.00	1000.00 - 1200.00	400.00 - 480.00	200.00 - 240.00	200.00 - 240.00	60.00 - 70.00	60.00 - 70.00	40.00 - 40.00	75.00 - 80.00	65.00 - 70.00	
Rathnapura	220.00 - 240.00	1160.00 - 1240.00	450.00 - 550.00	190.00 - 220.00	150.00 - 170.00	90.00 - 100.00	85.00 - 90.00	100.00 - 110.00	100.00 - 110.00	80.00 - 90.00	
Hambanthota	170.00 - 200.00	1000.00 - 1200.00	480.00 - 550.00	160.00 - 200.00	170.00 - 200.00	50.00 - 55.00	50.00 - 50.00	70.00 - 80.00	90.00 - 110.00	70.00 - 80.00	
Matara	220.00 - 250.00	1100.00 - 1200.00	400.00 - 500.00	180.00 - 200.00	180.00 - 220.00	55.00 - 60.00	55.00 - 60.00	75.00 - 90.00	100.00 - 115.00	80.00 - 90.00	
Galle	200.00 - 280.00	1000.00 - 1100.00	450.00 - 500.00	160.00 - 200.00	200.00 - 240.00	60.00 - 70.00	50.00 - 60.00	60.00 - 80.00	95.00 - 100.00	80.00 - 85.00	
Tissamaharama	170.00 - 180.00	750.00 - 900.00	280.00 - 320.00	160.00 - 180.00	150.00 - 180.00	45.00 - 50.00	45.00 - 50.00	55.00 - 60.00	85.00 - 90.00	60.00 - 65.00	
Meegoda (DEC)	-	-	-	-	-	-	-	-	-	-	
Embilipitiya	160.00 - 200.00	800.00 - 900.00	500.00 - 600.00	150.00 - 200.00	150.00 - 200.00	50.00 - 70.00	50.00 - 70.00	80.00 - 90.00	90.00 - 110.00	60.00 - 80.00	
Jaffna	120.00 - 140.00	600.00 - 700.00	350.00 - 400.00	100.00 - 140.00	160.00 - 200.00	80.00 - 90.00	35.00 - 40.00	40.00 - 45.00	100.00 - 130.00	60.00 - 80.00	
Vavuniya	180.00 - 200.00	950.00 - 1000.00	350.00 - 400.00	200.00 - 220.00	280.00 - 300.00	65.00 - 70.00	60.00 - 65.00	55.00 - 60.00	70.00 - 80.00	60.00 - 65.00	
Mannar	200.00 - 240.00	1000.00 - 1200.00	400.00 - 500.00	180.00 - 220.00	220.00 - 240.00	50.00 - 60.00	50.00 - 60.00	50.00 - 60.00	85.00 - 90.00	50.00 - 60.00	
Killinochchi	140.00 - 160.00	950.00 - 1000.00	350.00 - 400.00	200.00 - 220.00	280.00 - 320.00	50.00 - 60.00	40.00 - 50.00	40.00 - 45.00	70.00 - 80.00	40.00 - 50.00	
Mullaittivu	160.00 - 180.00	800.00 - 900.00	350.00 - 380.00	180.00 - 200.00	280.00 - 300.00	50.00 - 60.00	50.00 - 60.00	40.00 - 50.00	80.00 - 90.00	65.00 - 70.00	
Batticaloa	300.00 - 320.00	1000.00 - 1200.00	400.00 - 450.00	200.00 - 220.00	240.00 - 250.00	60.00 - 70.00	50.00 - 50.00	40.00 - 50.00	90.00 - 90.00	60.00 - 65.00	
Trincomalee	270.00 300.00	880.00 920.00	380.00 420.00	180.00 220.00	200.00 250.00	50.00 60.00	50.00 60.00	50.00 60.00	100.00 110.00	75.00 85.00	
Hanguranketha	230.00 - 260.00	880.00 - 1000.00	300.00 - 400.00	130.00 - 150.00	140.00 - 160.00	40.00 - 50.00	40.00 - 50.00	40.00 - 50.00	85.00 - 95.00	65.00 - 75.00	
Veyangoda	240.00 - 260.00	1000.00 - 1200.00	400.00 - 500.00	160.00 - 200.00	200.00 - 200.00	60.00 - 70.00	60.00 - 70.00	30.00 - 30.00	100.00 - 120.00	70.00 - 80.00	
Galenbindunuwewa	120.00 - 140.00	1000.00 - 1000.00	300.00 - 400.00	140.00 - 160.00	140.00 - 160.00	50.00 - 60.00	50.00 - 60.00	50.00 - 60.00	80.00 - 90.00	60.00 - 70.00	
Bandarawela	-	-	-	-	-	-	-	-	-	-	
Matale	240.00 - 280.00	900.00 - 1000.00	500.00 - 600.00	180.00 - 200.00	180.00 - 200.00	50.00 - 60.00	50.00 - 60.00	50.00 - 60.00	90.00 - 100.00	70.00 - 80.00	

**Table 08: Selected Markets: Retail Price of Fruits (Rs/each & Rs/Kg)**

Week 28: 07 - 13 July 2023

LOCATIONS	Banana					Pineapple			Mango	
	Ambul (Rs/Kg)	Kolikuttu (Rs/Kg)	Seeni (Rs/Kg)	Anamalu	Ambun	Large	Medium	Small	Betti	Karthakolomban
Colombo	150.00 - 240.00	450.00 - 540.00	130.00 - 240.00	25.00 - 37.00	32.00 - 46.00	930.00 - 1200.00	750.00 - 975.00	550.00 - 700.00	-	90.00 - 150.00
Gampaha	170.00 - 200.00	440.00 - 450.00	160.00 - 180.00	22.00 - 28.00	28.00 - 35.00	900.00 - 1000.00	500.00 - 700.00	300.00 - 400.00	-	140.00 - 150.00
Kurunegala	150.00 - 200.00	450.00 - 500.00	140.00 - 160.00	18.00 - 22.00	30.00 - 38.00	750.00 - 800.00	500.00 - 600.00	250.00 - 300.00	60.00 - 80.00	140.00 - 160.00
Nikaweratiya	130.00 - 150.00	450.00 - 480.00	130.00 - 150.00	-	37.00 - 43.00	900.00 - 1000.00	700.00 - 800.00	550.00 - 650.00	-	80.00 - 120.00
Dambulla	140.00 - 160.00	350.00 - 380.00	150.00 - 160.00	-	38.00 - 40.00	750.00 - 800.00	480.00 - 500.00	260.00 - 280.00	40.00 - 50.00	90.00 - 120.00
Anuradhapura	160.00 - 200.00	400.00 - 500.00	160.00 - 180.00	20.00 - 30.00	35.00 - 47.00	1000.00 - 1100.00	820.00 - 950.00	650.00 - 720.00	-	100.00 - 130.00
Thambuththegama	150.00 - 180.00	420.00 - 450.00	140.00 - 180.00	25.00 - 30.00	38.00 - 45.00	900.00 - 1100.00	750.00 - 900.00	600.00 - 720.00	-	80.00 - 110.00
Polonnaruwa	180.00 - 200.00	400.00 - 450.00	150.00 - 180.00	-	30.00 - 32.00	900.00 - 950.00	700.00 - 750.00	450.00 - 500.00	-	130.00 - 130.00
Kaluthara	180.00 - 200.00	460.00 - 480.00	150.00 - 170.00	30.00 - 32.00	38.00 - 40.00	800.00 - 820.00	700.00 - 720.00	-	-	120.00 - 160.00
Badulla	130.00 - 140.00	340.00 - 380.00	120.00 - 130.00	17.00 - 19.00	26.00 - 29.00	-	620.00 - 680.00	360.00 - 420.00	-	80.00 - 100.00
Keppetipola	130.00 - 140.00	350.00 - 380.00	120.00 - 130.00	18.00 - 22.00	32.00 - 35.00	-	650.00 - 700.00	450.00 - 460.00	45.00 - 48.00	100.00 - 120.00
Moneragala	100.00 - 140.00	250.00 - 300.00	60.00 - 80.00	12.00 - 16.00	15.00 - 20.00	-	600.00 - 630.00	450.00 - 520.00	-	120.00 - 130.00
Kegalle	130.00 - 150.00	440.00 - 480.00	140.00 - 160.00	15.00 - 25.00	20.00 - 25.00	-	650.00 - 750.00	450.00 - 550.00	-	80.00 - 100.00
Ampara	140.00 - 180.00	300.00 - 350.00	100.00 - 130.00	18.00 - 25.00	22.00 - 30.00	-	-	400.00 - 550.00	-	70.00 - 70.00
Dehiattakandiya	100.00 - 160.00	350.00 - 400.00	100.00 - 150.00	-	44.00 - 50.00	800.00 - 800.00	650.00 - 700.00	400.00 - 580.00	-	100.00 - 150.00
Nuwaraeliya	140.00 - 150.00	380.00 - 420.00	130.00 - 140.00	23.00 - 26.00	34.00 - 38.00	-	650.00 - 680.00	400.00 - 460.00	-	100.00 - 130.00
Kandy	170.00 - 180.00	400.00 - 450.00	160.00 - 180.00	23.00 - 25.00	38.00 - 45.00	1000.00 - 1100.00	650.00 - 700.00	400.00 - 450.00	-	100.00 - 150.00
Puttalam	120.00 - 150.00	350.00 - 450.00	140.00 - 160.00	17.00 - 18.00	-	800.00 - 920.00	600.00 - 600.00	200.00 - 300.00	-	65.00 - 85.00
Rathnapura	190.00 - 220.00	330.00 - 360.00	180.00 - 220.00	-	-	900.00 - 1000.00	600.00 - 700.00	200.00 - 300.00	-	120.00 - 150.00
Hambantota	120.00 - 140.00	430.00 - 450.00	140.00 - 150.00	19.00 - 22.00	24.00 - 27.00	880.00 - 950.00	650.00 - 800.00	360.00 - 420.00	-	120.00 - 130.00
Matara	160.00 - 180.00	420.00 - 450.00	140.00 - 155.00	18.00 - 20.00	30.00 - 32.00	1000.00 - 1050.00	930.00 - 960.00	560.00 - 650.00	30.00 - 45.00	80.00 - 120.00
Galle	150.00 - 200.00	450.00 - 500.00	150.00 - 180.00	25.00 - 30.00	30.00 - 35.00	-	650.00 - 700.00	480.00 - 560.00	60.00 - 80.00	100.00 - 150.00
Tissamaharama	120.00 - 140.00	320.00 - 360.00	110.00 - 130.00	30.00 - 35.00	30.00 - 35.00	850.00 - 880.00	620.00 - 650.00	500.00 - 520.00	-	80.00 - 90.00
Meegoda (DEC)	-	-	-	-	-	-	-	-	-	-
Embilipitiya	100.00 - 120.00	320.00 - 400.00	120.00 - 140.00	20.00 - 30.00	25.00 - 35.00	-	600.00 - 650.00	450.00 - 550.00	50.00 - 60.00	100.00 - 150.00
Jaffna	110.00 - 140.00	420.00 - 480.00	110.00 - 130.00	-	-	980.00 - 1200.00	820.00 - 950.00	620.00 - 750.00	-	120.00 - 170.00
Vavuniya	130.00 - 150.00	350.00 - 400.00	150.00 - 165.00	27.00 - 29.00	-	800.00 - 900.00	640.00 - 680.00	560.00 - 600.00	-	100.00 - 120.00
Mannar	150.00 - 160.00	350.00 - 400.00	140.00 - 150.00	18.00 - 20.00	-	750.00 - 750.00	620.00 - 700.00	500.00 - 550.00	-	100.00 - 150.00
Killinochchi	140.00 - 160.00	350.00 - 400.00	140.00 - 160.00	24.00 - 25.00	-	900.00 - 960.00	720.00 - 760.00	600.00 - 640.00	70.00 - 80.00	100.00 - 120.00
Mullaittivu	150.00 - 180.00	320.00 - 350.00	150.00 - 180.00	22.00 - 25.00	28.00 - 30.00	750.00 - 840.00	650.00 - 715.00	500.00 - 580.00	-	100.00 - 120.00
Batticaloa	150.00 - 160.00	400.00 - 420.00	140.00 - 150.00	22.00 - 24.00	-	-	600.00 - 650.00	500.00 - 550.00	-	100.00 - 110.00
Trincomalee	140.00 - 170.00	360.00 - 400.00	130.00 - 160.00	-	33.00 - 36.00	-	650.00 - 720.00	500.00 - 560.00	33.00 - 36.00	123.00 - 126.00
Veyangoda	200.00 - 200.00	500.00 - 550.00	180.00 - 200.00	20.00 - 25.00	31.00 - 44.00	980.00 - 1100.00	600.00 - 650.00	450.00 - 500.00	-	75.00 - 120.00
Galenbindunuwewa	140.00 - 160.00	300.00 - 350.00	100.00 - 160.00	25.00 - 30.00	35.00 - 40.00	1000.00 - 1200.00	850.00 - 950.00	700.00 - 800.00	-	100.00 - 120.00
Bandarawela	-	-	-	-	-	-	-	-	-	-
Matale	120.00 - 160.00	320.00 - 350.00	130.00 - 160.00	30.00 - 35.00	40.00 - 42.00	750.00 - 800.00	500.00 - 580.00	350.00 - 380.00	40.00 - 50.00	100.00 - 120.00

**Table 08 (Contd.)**

LOCATIONS	Mango				Other Fruits							
	Vilad		Kohu		Papaw (Rs/Kg)	Passion	Wood Apple	Orange	Avocado	Slime Apple	Grapes (Rs/Kg)	King Coconut
Colombo	60.00 - 90.00	-	-	-	100.00 - 280.00	30.00 - 60.00	98.00 - 200.00	75.00 - 160.00	60.00 - 160.00	50.00 - 120.00	1700.00 - 3000.00	100.00 - 150.00
Gampaha	-	-	-	-	200.00 - 200.00	50.00 - 60.00	-	150.00 - 150.00	60.00 - 100.00	100.00 - 120.00	2500.00 - 2500.00	120.00 - 120.00
Kurunegala	60.00 - 80.00	30.00 - 50.00	-	-	140.00 - 150.00	40.00 - 50.00	80.00 - 100.00	80.00 - 100.00	80.00 - 120.00	60.00 - 80.00	2800.00 - 3000.00	100.00 - 130.00
Nikaweratiya	-	-	-	-	100.00 - 130.00	20.00 - 30.00	-	80.00 - 100.00	100.00 - 120.00	-	2800.00 - 3000.00	100.00 - 120.00
Dambulla	50.00 - 60.00	30.00 - 40.00	-	-	150.00 - 160.00	30.00 - 40.00	80.00 - 100.00	80.00 - 100.00	80.00 - 100.00	60.00 - 80.00	2200.00 - 2500.00	100.00 - 120.00
Anuradhapura	-	-	-	-	140.00 - 160.00	-	80.00 - 100.00	100.00 - 120.00	80.00 - 120.00	50.00 - 80.00	2300.00 - 3000.00	120.00 - 150.00
Thambuththegama	-	-	-	-	70.00 - 100.00	-	-	-	50.00 - 80.00	-	2100.00 - 2400.00	100.00 - 120.00
Polonnaruwa	-	-	-	-	150.00 - 180.00	50.00 - 60.00	-	-	100.00 - 120.00	50.00 - 60.00	2500.00 - 2600.00	130.00 - 140.00
Kaluthara	-	-	-	-	160.00 - 180.00	35.00 - 40.00	160.00 - 180.00	120.00 - 140.00	130.00 - 150.00	120.00 - 140.00	2400.00 - 2600.00	130.00 - 140.00
Badulla	50.00 - 60.00	20.00 - 25.00	-	-	150.00 - 160.00	25.00 - 30.00	-	75.00 - 90.00	60.00 - 75.00	45.00 - 60.00	2700.00 - 2800.00	120.00 - 130.00
Keppetipola	45.00 - 50.00	18.00 - 24.00	-	-	160.00 - 180.00	30.00 - 36.00	80.00 - 100.00	80.00 - 100.00	50.00 - 60.00	45.00 - 55.00	2500.00 - 2700.00	100.00 - 120.00
Moneragala	50.00 - 60.00	-	-	-	180.00 - 200.00	20.00 - 23.00	60.00 - 80.00	80.00 - 100.00	40.00 - 50.00	40.00 - 50.00	3000.00 - 3500.00	100.00 - 120.00
Kegalle	-	20.00 - 25.00	-	-	150.00 - 170.00	15.00 - 25.00	60.00 - 80.00	80.00 - 100.00	40.00 - 50.00	50.00 - 70.00	2500.00 - 2600.00	100.00 - 120.00
Ampara	-	-	-	-	130.00 - 160.00	50.00 - 50.00	-	60.00 - 60.00	56.00 - 60.00	60.00 - 80.00	2000.00 - 2000.00	120.00 - 140.00
Dehiattakandiya	70.00 - 70.00	-	-	-	100.00 - 180.00	-	80.00 - 80.00	50.00 - 60.00	100.00 - 160.00	40.00 - 60.00	2800.00 - 3500.00	120.00 - 150.00
Nuwaraeliya	50.00 - 60.00	20.00 - 25.00	-	-	160.00 - 180.00	35.00 - 40.00	100.00 - 120.00	80.00 - 100.00	60.00 - 70.00	50.00 - 60.00	2400.00 - 2600.00	120.00 - 130.00
Kandy	60.00 - 70.00	-	-	-	150.00 - 200.00	30.00 - 40.00	130.00 - 150.00	80.00 - 100.00	50.00 - 100.00	50.00 - 60.00	2000.00 - 2600.00	130.00 - 140.00
Puttalam	-	-	-	-	140.00 - 180.00	-	-	65.00 - 75.00	75.00 - 85.00	-	-	100.00 - 140.00
Hambantota	-	-	-	-	120.00 - 130.00	-	60.00 - 70.00	80.00 - 100.00	50.00 - 60.00	40.00 - 50.00	2500.00 - 2500.00	90.00 - 110.00
Rathnapura	60.00 - 80.00	-	-	-	150.00 - 160.00	-	50.00 - 60.00	90.00 - 120.00	-	50.00 - 60.00	2000.00 - 2500.00	-
Matara	-	-	-	-	130.00 - 145.00	28.00 - 30.00	100.00 - 110.00	100.00 - 120.00	45.00 - 55.00	45.00 - 50.00	2500.00 - 2500.00	100.00 - 120.00
Galle	-	30.00 - 40.00	-	-	180.00 - 200.00	40.00 - 50.00	110.00 - 150.00	110.00 - 140.00	90.00 - 120.00	60.00 - 80.00	2900.00 - 3000.00	100.00 - 120.00
Tissamaharama	-	25.00 - 30.00	-	-	120.00 - 130.00	30.00 - 35.00	65.00 - 70.00	50.00 - 60.00	50.00 - 60.00	25.00 - 30.00	2800.00 - 2850.00	90.00 - 100.00
Meegoda (DEC)	-	-	-	-	-	-	-	-	-	-	-	-
Embilipitiya	50.00 - 60.00	30.00 - 40.00	-	-	130.00 - 150.00	20.00 - 40.00	-	100.00 - 120.00	60.00 - 90.00	20.00 - 30.00	2250.00 - 2500.00	110.00 - 130.00
Jaffna	80.00 - 100.00	-	-	-	120.00 - 150.00	-	-	110.00 - 120.00	-	-	2800.00 - 3200.00	120.00 - 150.00
Vavuniya	-	-	-	-	140.00 - 150.00	40.00 - 50.00	-	100.00 - 120.00	120.00 - 130.00	-	2800.00 - 2900.00	140.00 - 160.00
Mannar	50.00 - 70.00	-	-	-	130.00 - 150.00	25.00 - 30.00	-	110.00 - 140.00	80.00 - 100.00	130.00 - 150.00	2600.00 - 3000.00	140.00 - 160.00
Killinochchi	50.00 - 60.00	-	-	-	100.00 - 130.00	50.00 - 60.00	100.00 - 120.00	50.00 - 60.00	70.00 - 100.00	-	2800.00 - 2900.00	150.00 - 160.00
Mullaittivu	45.00 - 50.00	-	-	-	120.00 - 150.00	-	-	-	-	-	-	140.00 - 150.00
Batticaloa	-	-	-	-	150.00 - 160.00	45.00 - 50.00	100.00 - 100.00	78.00 - 80.00	100.00 - 120.00	-	2400.00 - 2500.00	150.00 - 150.00
Trincomalee	52.00 - 56.00	23.00 - 26.00	-	-	150.00 - 180.00	69.00 - 73.00	-	-	130.00 - 138.00	32.00 - 33.00	2700.00 - 2800.00	130.00 - 140.00
Veyangoda	-	-	-	-	180.00 - 250.00	30.00 - 40.00	115.00 - 120.00	100.00 - 130.00	75.00 - 100.00	50.00 - 80.00	2000.00 - 2800.00	100.00 - 130.00
Galenbindunuwewa	-	-	-	-	100.00 - 130.00	-	-	-	80.00 - 100.00	-	2500.00 - 2600.00	130.00 - 140.00
Bandarawela	-	-	-	-	-	-	-	-	-	-	-	-
Matale	50.00 - 60.00	30.00 - 40.00	-	-	150.00 - 170.00	20.00 - 25.00	-	100.00 - 120.00	100.00 - 110.00	40.00 - 50.00	2500.00 - 2700.00	120.00 - 130.00

**Table 09: Selected Markets: Wholesale Price of Fresh Fish & Eggs (Rs/Kg & Rs/Egg)**

Week 28: 07 - 13 July 2023

Locations	Sea Fish					
	Salaya	Hurulla	Balaya	Kelawalla	Thora	Paraw
Colombo	450.00 – 600.00	1000.00 – 1250.00	950.00 – 1400.00	1400.00 – 1750.00	2000.00 – 3000.00	1600.00 – 1750.00
Kandy	550.00 – 600.00	950.00 – 1000.00	1000.00 – 1200.00	1650.00 – 1800.00	2500.00 – 2800.00	1500.00 – 1600.00
Kaluthara	480.00 – 500.00	-	1130.00 – 1150.00	1500.00 – 1600.00	-	1500.00 – 1600.00
Puttalam	450.00 – 550.00	900.00 – 1100.00	1000.00 – 1200.00	1400.00 – 1800.00	-	1000.00 – 1200.00
Matara	500.00 – 550.00	-	1300.00 – 1400.00	1900.00 – 1960.00	-	-
Hambantota	550.00 – 600.00	-	1100.00 – 1200.00	-	-	-
Galle	-	-	1000.00 – 1100.00	1600.00 – 1800.00	1600.00 – 1800.00	1400.00 – 1600.00
Batticaloa	350.00 – 450.00	1000.00 – 1100.00	1100.00 – 1200.00	1500.00 – 1600.00	1900.00 – 2000.00	1800.00 – 1900.00
Trincomalee	450.00 – 500.00	850.00 – 900.00	1230.00 – 1280.00	2250.00 – 2350.00	2520.00 – 2600.00	2000.00 – 2050.00
Mannar	420.00 – 450.00	-	-	-	-	1300.00 – 1350.00

Locations	Sea Fish				Eggs	
	Mora	Shrimps	Thalapath	Teppeli	Brown	White
Colombo	1100.00 – 1250.00	1600.00 – 1700.00	1800.00 – 2400.00	-	-	55.00 – 58.00
Kandy	1200.00 – 1250.00	1600.00 – 1700.00	2300.00 – 2400.00	-	54.00 – 55.00	56.00 – 57.00
Kaluthara	-	1600.00 – 1700.00	1950.00 – 2000.00	-	-	-
Puttalam	1600.00 – 1800.00	1050.00 – 1300.00	2200.00 – 2400.00	-	46.00 – 50.00	46.00 – 49.00
Matara	-	1480.00 – 1550.00	2200.00 – 2250.00	-	-	-
Hambantota	-	1600.00 – 1700.00	-	-	-	-
Galle	1000.00 – 1100.00	-	-	-	56.00 – 59.00	56.00 – 57.50
Batticaloa	1350.00 – 1500.00	1300.00 – 1400.00	2100.00 – 2200.00	-	56.00 – 58.00	56.00 – 58.00
Trincomalee	2100.00 – 2200.00	1550.00 – 1580.00	-	-	62.00 – 63.00	62.00 – 63.00
Mannar	-	1400.00 – 1500.00	-	-	-	58.00 – 59.00

**Table 10: Selected Markets: Wholesale Price of Dried Fish (Rs/50Kg)**

Week 28: 07 - 13 July 2023

Locations	Local Dried Fish					
	Sprats	Kattawa	Thora	Mora	Balaya	Anguluwa
Colombo	100000 – 107500	-	-	95000 – 109000	87500 – 93000	-
Kandy	88000 – 95000	-	-	97500 – 100000	85000 – 87500	-
Batticaloa	52500 – 55000	105000 – 110000	-	115000 – 122500	55000 – 60000	-
Trincomalee	52000 – 55000	-	95000 – 100000	-	72500 – 75000	70000 – 75000
Mannar	49000 – 50000	100000 – 105000	-	92500 – 95000	65000 – 70000	50000 – 55000

Locations	Local Dried Fish			Imported Dried Fish		
	Maduwa	Koduwa	Salaya	Sprats	Kattawa	Thora
Colombo	70000 – 80000	-	45000 – 50000	44000 – 56000	77500 – 82500	-
Kandy	70000 – 72500	-	44000 – 45000	45000 – 47500	85000 – 88000	-
Batticaloa	77500 – 80000	-	42500 – 45000	-	-	-
Trincomalee	82500 – 85000	-	41500 – 43500	44000 – 46500	97500 – 102500	-
Mannar	60000 – 65000	-	47500 – 50000	49000 – 50000	-	-

Locations	Imported Dried Fish					
	Mora	Balaya	Anguluwa	Maduwa	Koduwa	Salaya
Colombo	-	-	75000 – 78000	-	-	-
Kandy	-	-	-	-	-	-
Batticaloa	135000 – 135000	-	-	-	-	-
Trincomalee	-	-	-	-	-	-
Mannar	-	-	-	-	-	-

**Table 11: Selected Markets: Retail Price of Fresh Fish & Eggs (Rs/Kg & Rs/Eggs)**

Week 28: 07 - 13 July 2023

LOCATIONS	Sea Fish									Eggs	
	Salaya	Hurulla	Balaya	Kelawalla	Thora	Paraw	Mora	Thalapath	Brown	White	
Colombo	700.00 - 1000.00	1100.00 - 1500.00	1400.00 - 2200.00	1800.00 - 3500.00	3200.00 - 4000.00	2200.00 - 3000.00	2000.00 - 2800.00	3000.00 - 3600.00	-	56.00 - 60.00	
Gampaha	800.00 - 800.00	-	2400.00 - 2400.00	2200.00 - 2200.00	-	-	-	2800.00 - 2800.00	-	44.00 - 55.00	
Kurunegala	700.00 - 800.00	1100.00 - 1200.00	1800.00 - 1800.00	2000.00 - 2200.00	-	1700.00 - 1800.00	1700.00 - 1800.00	2600.00 - 2600.00	55.00 - 60.00	-	
Nikaweratiya	800.00 - 800.00	1000.00 - 1100.00	1300.00 - 1400.00	-	-	-	-	-	-	58.00 - 58.00	
Dambulla	760.00 - 800.00	1200.00 - 1300.00	1300.00 - 1400.00	2400.00 - 2500.00	-	2000.00 - 2200.00	2000.00 - 2200.00	2600.00 - 2700.00	60.00 - 60.00	58.00 - 59.00	
Anuradhapura	750.00 - 800.00	-	1300.00 - 1400.00	-	3000.00 - 3000.00	1800.00 - 1900.00	-	2600.00 - 2800.00	-	55.00 - 58.00	
Thambuththegama	700.00 - 700.00	1200.00 - 1200.00	1200.00 - 1300.00	2800.00 - 3000.00	3400.00 - 3400.00	-	-	3200.00 - 3600.00	-	58.00 - 60.00	
Polonnaruwa	700.00 - 700.00	1300.00 - 1300.00	1800.00 - 1800.00	2350.00 - 2400.00	-	1550.00 - 1600.00	1800.00 - 1800.00	2600.00 - 2600.00	-	55.00 - 60.00	
Kaluthara	560.00 - 600.00	1280.00 - 1300.00	1460.00 - 1500.00	2300.00 - 2400.00	-	2200.00 - 2300.00	-	2700.00 - 2800.00	-	54.00 - 57.00	
Badulla	800.00 - 840.00	1200.00 - 1200.00	1700.00 - 1800.00	2000.00 - 2200.00	-	1700.00 - 1800.00	1700.00 - 1800.00	2600.00 - 2800.00	60.00 - 60.00	58.00 - 60.00	
Keppetipola	740.00 - 760.00	1200.00 - 1300.00	1800.00 - 1900.00	2200.00 - 2300.00	-	2100.00 - 2200.00	1800.00 - 1900.00	2500.00 - 2600.00	64.00 - 65.00	60.00 - 64.00	
Moneragala	750.00 - 800.00	-	1300.00 - 1400.00	-	-	1500.00 - 1600.00	-	3000.00 - 3200.00	-	56.00 - 58.00	
Kegalle	700.00 - 740.00	1280.00 - 1320.00	1950.00 - 2000.00	2400.00 - 2450.00	-	2000.00 - 2100.00	2000.00 - 2050.00	2700.00 - 2800.00	59.00 - 61.00	56.00 - 58.00	
Ampara	950.00 - 1000.00	-	2200.00 - 2200.00	3000.00 - 3000.00	-	-	-	2800.00 - 3200.00	60.00 - 60.00	60.00 - 60.00	
Dehiattakandiya	600.00 - 600.00	-	-	2600.00 - 2600.00	-	-	2200.00 - 2200.00	-	56.00 - 60.00	55.00 - 55.00	
Nuwaraeliya	700.00 - 750.00	1200.00 - 1300.00	1850.00 - 1950.00	2300.00 - 2400.00	-	2000.00 - 2100.00	1900.00 - 2000.00	2800.00 - 3000.00	64.00 - 66.00	60.00 - 64.00	
Kandy	760.00 - 800.00	1250.00 - 1300.00	1300.00 - 1500.00	2400.00 - 2500.00	3000.00 - 3250.00	1800.00 - 1900.00	1800.00 - 1900.00	2700.00 - 2800.00	59.00 - 60.00	61.00 - 62.00	
Puttalam	500.00 - 650.00	1000.00 - 1200.00	1100.00 - 1350.00	1600.00 - 2000.00	-	1100.00 - 1350.00	1800.00 - 2000.00	2400.00 - 2650.00	48.00 - 51.00	46.00 - 50.00	
Hambantota	700.00 - 750.00	-	1900.00 - 2000.00	2400.00 - 2500.00	-	-	-	-	-	52.00 - 53.00	
Rathnapura	660.00 - 720.00	-	1500.00 - 1600.00	2700.00 - 2800.00	3400.00 - 3600.00	1900.00 - 2000.00	1700.00 - 1800.00	2900.00 - 3000.00	-	-	
Matara	700.00 - 800.00	-	1800.00 - 2000.00	2400.00 - 2450.00	-	-	-	2700.00 - 2800.00	58.00 - 60.00	52.00 - 54.00	
Galle	650.00 - 750.00	1000.00 - 1100.00	1600.00 - 1700.00	2500.00 - 2700.00	-	1600.00 - 1800.00	1800.00 - 1800.00	2700.00 - 2800.00	57.00 - 60.00	50.00 - 58.00	
Tissamaharama	700.00 - 750.00	-	1200.00 - 1300.00	2400.00 - 2400.00	-	-	-	-	-	55.00 - 56.00	
Meegoda	-	-	-	-	-	-	-	-	-	-	
Embilipitiya	600.00 - 650.00	-	1500.00 - 1600.00	2400.00 - 2500.00	-	-	1700.00 - 1800.00	2500.00 - 2600.00	59.00 - 60.00	57.00 - 60.00	
Jaffna	400.00 - 450.00	-	1000.00 - 1100.00	1800.00 - 2000.00	-	1600.00 - 1800.00	2200.00 - 2400.00	-	55.00 - 56.00	54.00 - 55.00	
Vavuniya	600.00 - 700.00	-	1200.00 - 1300.00	-	-	1700.00 - 1800.00	2100.00 - 2250.00	-	56.00 - 60.00	58.00 - 62.00	
Mannar	500.00 - 550.00	-	-	-	-	1500.00 - 1600.00	-	-	62.00 - 63.00	60.00 - 61.00	
Killinochchi	600.00 - 650.00	-	1200.00 - 1300.00	-	-	1600.00 - 1650.00	2500.00 - 2600.00	-	-	58.00 - 60.00	
Mullaittivu	700.00 - 800.00	1000.00 - 1200.00	1200.00 - 1400.00	-	-	1800.00 - 2000.00	1600.00 - 1800.00	-	-	54.00 - 55.00	
Batticaloa	500.00 - 600.00	1400.00 - 1500.00	1900.00 - 2000.00	2300.00 - 2400.00	2700.00 - 2800.00	2700.00 - 2800.00	2200.00 - 2400.00	2700.00 - 2800.00	58.00 - 60.00	58.00 - 60.00	
Trincomalee	550.00 - 600.00	1000.00 - 1100.00	1300.00 - 1380.00	2400.00 - 2500.00	2650.00 - 2750.00	2200.00 - 2300.00	2250.00 - 2350.00	-	64.00 - 65.00	64.00 - 65.00	
Veyangoda	800.00 - 800.00	-	-	2400.00 - 2400.00	3000.00 - 3000.00	-	2400.00 - 2400.00	3000.00 - 3000.00	-	50.00 - 55.00	
Galenbindunuwewa	700.00 - 700.00	1200.00 - 1200.00	1200.00 - 1200.00	2800.00 - 2800.00	2800.00 - 2800.00	1800.00 - 1800.00	2000.00 - 2000.00	2800.00 - 2800.00	-	55.00 - 60.00	
Bandarawela	-	-	-	-	-	-	-	-	-	-	
Matale	800.00 - 880.00	1000.00 - 1200.00	1500.00 - 1600.00	2500.00 - 2600.00	3000.00 - 3400.00	1800.00 - 2000.00	1600.00 - 1700.00	2700.00 - 2800.00	60.00 - 61.00	59.00 - 60.00	

**Table 12: Selected Markets: Retail Price of Dried Fish (Rs/Kg)**

Week 28: 07 - 13 July 2023

LOCATIONS	Dried Fish													
	Sprats-Imported		Kattawa		Thora		Mora		Balaya		Anguluwa		Salaya	
Colombo	1100.00	1400.00	2000.00	2800.00	-	-	2200.00	2800.00	1800.00	2400.00	2000.00	2800.00	1000.00	1400.00
Gampaha	1200.00	1400.00	2400.00	2400.00	3400.00	3600.00	2400.00	2400.00	2000.00	2000.00	2000.00	2200.00	1200.00	1400.00
Kurunegala	1000.00	1200.00	2200.00	2400.00	2400.00	2400.00	2200.00	2400.00	1600.00	1800.00	2000.00	2200.00	1100.00	1400.00
Nikaweratiya	1000.00	1200.00	2400.00	2400.00	2800.00	2800.00	2200.00	2400.00	1800.00	1800.00	2200.00	2200.00	-	-
Dambulla	1100.00	1200.00	2400.00	2600.00	-	-	2400.00	2600.00	1500.00	1600.00	2000.00	2200.00	-	-
Anuradhapura	1200.00	1400.00	2000.00	2800.00	-	-	2400.00	2800.00	2000.00	2400.00	2400.00	2600.00	1200.00	1400.00
Thambuththegama	1000.00	1200.00	-	-	-	-	2400.00	2400.00	1800.00	1800.00	1850.00	1850.00	1200.00	1200.00
Polonnaruwa	1100.00	1200.00	2200.00	2200.00	-	-	2300.00	2350.00	1400.00	1500.00	2200.00	2200.00	1100.00	1200.00
Kaluthara	1150.00	1200.00	2400.00	2600.00	-	-	2400.00	2600.00	1800.00	2000.00	-	-	1300.00	1400.00
Badulla	1200.00	1300.00	2400.00	2500.00	-	-	2200.00	2300.00	1600.00	1800.00	-	-	1100.00	1200.00
Keppetipola	1150.00	1260.00	2500.00	2600.00	-	-	2360.00	2420.00	1750.00	1850.00	2300.00	2350.00	1250.00	1300.00
Moneragala	1200.00	1400.00	2200.00	2600.00	-	-	2300.00	2500.00	2000.00	2400.00	2200.00	2600.00	1200.00	1400.00
Kegalle	1000.00	1200.00	2000.00	2200.00	-	-	2000.00	2200.00	1450.00	1700.00	-	-	-	-
Ampara	1000.00	1200.00	2150.00	2800.00	-	-	2200.00	2300.00	1850.00	2200.00	2400.00	2400.00	-	-
Dehiattakandiya	1200.00	1200.00	2800.00	2800.00	-	-	2200.00	2200.00	2000.00	2000.00	1600.00	1600.00	-	-
Nuwaraeliya	1180.00	1300.00	2450.00	2600.00	-	-	2300.00	2450.00	1600.00	1700.00	2200.00	2380.00	1260.00	1300.00
Kandy	1100.00	1400.00	2700.00	2800.00	-	-	2500.00	2600.00	1900.00	2100.00	2600.00	2700.00	1300.00	1350.00
Puttalam	1100.00	1300.00	2200.00	2400.00	-	-	2250.00	2400.00	1500.00	2000.00	1400.00	1600.00	900.00	1200.00
Hambantota	1150.00	1200.00	2200.00	2400.00	-	-	-	-	1700.00	1900.00	2200.00	2300.00	-	-
Rathnapura	1200.00	1300.00	2300.00	2400.00	-	-	2200.00	2300.00	1720.00	1800.00	2100.00	2200.00	1120.00	1360.00
Matara	1150.00	1250.00	2300.00	2400.00	-	-	-	-	1600.00	2000.00	2200.00	2300.00	-	-
Galle	1200.00	1300.00	2000.00	2400.00	2000.00	2400.00	2200.00	2200.00	1500.00	1800.00	1800.00	2000.00	1200.00	1300.00
Tissamaharama	1000.00	1100.00	-	-	-	-	-	-	1900.00	2300.00	-	-	-	-
Meegoda	-	-	-	-	-	-	-	-	-	-	-	-	-	-
Embilipitiya	1000.00	1300.00	2250.00	2400.00	2300.00	2400.00	2200.00	2400.00	1850.00	2300.00	2250.00	2450.00	1400.00	1500.00
Jaffna	1100.00	1200.00	2500.00	2800.00	-	-	-	-	-	-	-	-	-	-
Vavuniya	1200.00	1300.00	2450.00	2500.00	-	-	2800.00	2900.00	1250.00	1350.00	1250.00	1300.00	1000.00	1100.00
Mannar	1100.00	1200.00	2200.00	2400.00	-	-	2000.00	2200.00	1500.00	1700.00	1200.00	1350.00	1100.00	1200.00
Killinochchi	1100.00	1200.00	2400.00	2500.00	-	-	2800.00	2900.00	1200.00	1300.00	1200.00	1300.00	1000.00	1100.00
Mullaittivu	1300.00	1400.00	2400.00	2500.00	-	-	2200.00	2400.00	1400.00	1500.00	1100.00	1200.00	1000.00	1100.00
Batticaloa	1200.00	1300.00	2300.00	2400.00	-	-	2500.00	2600.00	1300.00	1400.00	-	-	1000.00	1100.00
Trincomalee	1250.00	1300.00	2150.00	2250.00	1980.00	2100.00	-	-	1550.00	1650.00	1650.00	1750.00	920.00	950.00
Veyangoda	1000.00	1200.00	2000.00	2300.00	-	-	2200.00	2400.00	1600.00	1800.00	1800.00	2200.00	1000.00	1360.00
Galenbindunuwewa	1000.00	1200.00	2400.00	2600.00	-	-	2200.00	2600.00	2000.00	2200.00	2200.00	2600.00	1200.00	1400.00
Bandarawela	-	-	-	-	-	-	-	-	-	-	-	-	-	-
Matale	1300.00	1400.00	2600.00	2700.00	3500.00	3600.00	2250.00	2400.00	2100.00	2200.00	2200.00	2300.00	1100.00	1150.00



**Table 13: Selected Markets: Retail Price of Meat (Rs/Kg)**

Week 28: 07 - 13 July 2023

LOCATIONS	Meat	Meat (Chicken)		Meat	
	Beef	Broiler	Curry	Mutton	Pork
Colombo	2200.00 - 2500.00	1480.00 - 1600.00	1500.00 - 1600.00	3000.00 - 3400.00	1400.00 - 1800.00
Gampaha	2200.00 - 2200.00	1490.00 - 1500.00	-	3000.00 - 3000.00	1400.00 - 1400.00
Kurunegala	1900.00 - 1900.00	1500.00 - 1560.00	-	2700.00 - 2700.00	1400.00 - 1500.00
Nikaweratiya	2000.00 - 2200.00	1500.00 - 1550.00	-	-	-
Dambulla	-	1600.00 - 1650.00	1700.00 - 1800.00	-	1700.00 - 1800.00
Anuradhapura	2000.00 - 2200.00	1450.00 - 1500.00	-	3400.00 - 3600.00	1500.00 - 1600.00
Thambuththegama	2000.00 - 2300.00	1430.00 - 1450.00	-	2600.00 - 2600.00	1600.00 - 1700.00
Polonnaruwa	-	1650.00 - 1700.00	-	-	1800.00 - 1800.00
Kaluthara	2200.00 - 2500.00	1520.00 - 1560.00	1600.00 - 1640.00	-	1600.00 - 1860.00
Badulla	1800.00 - 2000.00	1650.00 - 1730.00	-	2800.00 - 3000.00	-
Keppetipola	2000.00 - 2100.00	1480.00 - 1520.00	1560.00 - 1640.00	2900.00 - 3000.00	-
Moneragala	2000.00 - 2000.00	1650.00 - 1700.00	-	2800.00 - 2800.00	1500.00 - 1600.00
Kegalle	2200.00 - 2200.00	1350.00 - 1590.00	-	2800.00 - 2850.00	1800.00 - 1850.00
Ampara	2000.00 - 2000.00	-	1400.00 - 1480.00	-	1650.00 - 1700.00
Dehiattakandiya	1900.00 - 1900.00	1450.00 - 1490.00	-	-	1380.00 - 1650.00
Nuwaraeliya	2000.00 - 2200.00	1500.00 - 1550.00	1600.00 - 1660.00	3000.00 - 3200.00	1800.00 - 1900.00
Kandy	2200.00 - 2200.00	1450.00 - 1500.00	1550.00 - 1600.00	3000.00 - 3000.00	1700.00 - 1750.00
Puttalam	2000.00 - 2200.00	1350.00 - 1450.00	-	3200.00 - 3200.00	-
Hambantota	-	1550.00 - 1580.00	-	-	-
Rathnapura	2200.00 - 2200.00	1400.00 - 1500.00	1600.00 - 1650.00	3000.00 - 3000.00	1500.00 - 1560.00
Matara	-	1550.00 - 1580.00	-	-	-
Galle	2200.00 - 2200.00	1550.00 - 1600.00	1600.00 - 1600.00	3200.00 - 3300.00	-
Tissamaharama	-	1450.00 - 1550.00	-	2800.00 - 2800.00	1800.00 - 1850.00
Meegoda	-	-	-	-	-
Embilipitiya	2000.00 - 2100.00	1400.00 - 1450.00	1400.00 - 1400.00	2800.00 - 2900.00	1600.00 - 1800.00
Jaffna	1700.00 - 2000.00	1600.00 - 1700.00	1700.00 - 1800.00	3200.00 - 4200.00	-
Vavuniya	2050.00 - 2200.00	1850.00 - 1900.00	-	2900.00 - 3000.00	-
Mannar	1800.00 - 1900.00	1700.00 - 1800.00	-	-	-
Killinochchi	1900.00 - 1950.00	1700.00 - 1750.00	1800.00 - 1850.00	3000.00 - 3200.00	-
Mullaittivu	1700.00 - 1800.00	1800.00 - 1900.00	-	-	-
Batticaloa	1800.00 - 1900.00	1800.00 - 1900.00	1900.00 - 1900.00	-	-
Trincomalee	1800.00 - 1850.00	1480.00 - 1500.00	1800.00 - 1850.00	3800.00 - 3850.00	-
Veyangoda	2200.00 - 2200.00	1450.00 - 1450.00	1700.00 - 1700.00	2950.00 - 3000.00	1400.00 - 1400.00
Galenbindunuwewa	2000.00 - 2000.00	1480.00 - 1480.00	-	-	1500.00 - 1600.00
Bandarawela	-	-	-	-	-
Matale	2100.00 - 2200.00	1600.00 - 1650.00	-	2800.00 - 2900.00	1600.00 - 1700.00

**Table 14: Colombo: Wholesale Prices (Rs/Kg or Rs/Pieces)**

**Week 28: 07 - 13 July 2023**

COMMODITY	Range	Average Price			Change Compared to		COMMODITY	Range	Average Price			Change Compared to	
		This Week	Last Week	Last Year	Last Week (%)	Last Year (%)			This Week	Last Week	Last Year	Last Week (%)	Last Year (%)
<b><u>Rice</u></b>							<b><u>Coconut</u></b>						
<b>Local</b>							<b>Large</b>						
Samba 1	205.00 - 215.00	210.00	201.50		4.22		85.00 - 95.00	90.00	97.78	74.80	-7.95	20.32	
Samba 2	190.00 - 205.00	200.00	194.50	241.60	2.83	-17.22	Small	70.00 - 80.00	75.00	80.00	64.20	-6.25	16.82
Keeri Samba	255.00 - 260.00	258.57	258.10	254.30	0.18	1.68	<b><u>Fruits (Rs/Fruit)</u></b>						
Nadu 1	175.00 - 185.00	178.13	178.50		-0.21		<b>Plantain</b>						
Nadu 2	168.00 - 172.00	169.33	171.00	241.20	-0.97	-29.80	Ambul (Rs/Kg)	130.00 - 170.00	148.46	133.33	100.77	11.35	47.33
Raw (Red)	135.00 - 140.00	137.57	139.00	252.60	-1.03	-45.54	Kolikuttu (Rs/Kg)	380.00 - 450.00	414.17	393.08	173.00	5.37	139.40
Raw (White)	160.00 - 170.00	165.00	159.80	236.40	3.25	-30.20	Seeni (Rs/Kg)	90.00 - 140.00	119.17	110.00	90.00	8.33	32.41
<b>Imported</b>							<b>Anamalu</b>						
Samba	205.00 - 225.00	218.00	207.78	198.60	4.92	9.77	Ambun	27.00 - 32.00	29.58	28.00	16.00	5.65	84.90
Nadu				201.30			Papaw(Rs/Kg)	70.00 - 140.00	103.85	105.00	129.29	-1.10	-19.68
Raw (Red)							Passion Fruit	23.00 - 30.00	26.50	27.20	27.67	-2.57	-4.22
Raw (White)	190.00 - 192.00	190.29	188.00	178.10	1.22	6.84	Pineapple Large	850.00 - 900.00	868.89	880.00	423.33	-1.26	105.25
<b><u>Dried Chillies</u></b>							<b>Pineapple Medium</b>						
Imported	1040.00 - 1150.00	1105.71	1101.50	1716.00	0.38	-35.56	Pineapple Small	650.00 - 720.00	675.56	683.33	340.83	-1.14	98.21
<b><u>Onion</u></b>							<b>Mango</b>						
Sinnan							Betti	34.00 - 36.00	35.00	31.25	42.50	12.00	-17.65
Vedalan	450.00 - 500.00	479.29	457.50	375.00	4.76	27.81	Karthakolomban	60.00 - 100.00	79.17	70.00	132.00	13.10	-40.03
Imported			398.57	271.50			Vilad	56.00 - 60.00	57.22	54.75	53.40	4.52	7.16
<b><u>Big Onion</u></b>							<b>Kohu</b>						
Imported	115.00 - 130.00	125.00	100.30	188.50	24.63	-33.69	<b><u>Other</u></b>						
<b>Local</b>							<b>Wood Apple</b>						
<b><u>Potato</u></b>							<b>Orange</b>						
Welimada							Avocado	50.00 - 90.00	72.31	65.00	49.29	11.24	46.71
N'Eliya	310.00 - 360.00	335.00	310.00	365.00	8.06	-8.22	Slime Apple	24.00 - 28.00	26.00	25.75	30.67	0.97	-15.22
Imported	190.00 - 230.00	207.14	205.00	187.30	1.05	10.59	Grapes (Imp., Rs/Kg)	1350.00 - 1450.00	1400.00	1471.43		-4.85	
<b><u>Pulses</u></b>							<b>King Coconut</b>						
Green Gram	800.00 - 950.00	900.00	860.00	823.50	4.65	9.29		70.00 - 100.00	85.00	105.00	110.00	-19.05	-22.73
Cowpea (White)	620.00 - 675.00	643.57	648.89	722.22	-0.82	-10.89	<b><u>Sea Fish</u></b>						
Cowpea (Red)	750.00 - 800.00	776.00	746.67	630.00	3.93	23.17	Salaya	450.00 - 600.00	538.00	503.00	517.00	6.96	4.06
Red Dhal	245.00 - 255.00	249.29	248.60	541.30	0.28	-53.95	Hurulla	1000.00 - 1250.00	1153.00	962.00	766.25	19.85	50.47
<b><u>Vegetable</u></b>							<b>Balaya</b>						
Beans (Butter)							Kelawalla	1400.00 - 1750.00	1585.00	1602.00	1205.00	-1.06	31.54
Beans(Green)	350.00 - 450.00	412.00	350.00	327.00	17.71	25.99	Thora	2000.00 - 3000.00	2530.00	2470.00	2508.00	2.43	0.88
Carrot	280.00 - 400.00	334.00	390.91	256.00	-14.56	30.47	Paraw	1600.00 - 1750.00	1688.00	1480.00	1243.33	14.05	35.76
Leeks	100.00 - 150.00	124.00	188.00	195.00	-34.04	-36.41	Mora	1100.00 - 1250.00	1183.33	978.00		21.00	
Beetroot	250.00 - 400.00	313.64	319.09	248.33	-1.71	26.30	Shrimps	1600.00 - 1700.00	1658.00	1731.00	1348.00	-4.22	23.00
Knolkhol	100.00 - 130.00	117.00	137.00	170.00	-14.60	-31.18	Thalapath	1800.00 - 2400.00	2135.00	1995.00	1725.56	7.02	23.73
Raddish	80.00 - 120.00	98.00	101.00	121.00	-2.97	-19.01	<b><u>Eggs</u></b>						
Cabbage	100.00 - 180.00	138.00	155.00	292.00	-10.97	-52.74	Brown			54.00	41.38		
Tomato	400.00 - 550.00	475.00	346.00	143.00	37.28	232.17	White	55.00 - 58.00	56.50	54.75	38.75	3.20	45.81
Ladies Fingers	120.00 - 150.00	134.00	147.00	221.00	-8.84	-39.37	<b><u>Dried Fish</u></b>						
Brinjal	180.00 - 300.00	238.00	214.00	242.73	11.21	-1.95	Sprats	2000.00 - 2150.00	2074.44	2015.56	2138.00	2.92	-2.97
Capsicum	300.00 - 350.00	322.00	325.00	544.00	-0.92	-40.81	Sprats (Imported)	880.00 - 1120.00	990.83	925.00	1451.67	7.12	-31.75
Pumpkin	100.00 - 130.00	116.00	125.00	235.00	-7.20	-50.64	Kattawa						
Cucumber	50.00 - 80.00	64.00	102.00	91.00	-37.25	-29.67	Kattawa (Imported)	1550.00 - 1650.00	1600.00	1716.00	2151.25	-6.76	-25.62
Bitter Gourd	250.00 - 300.00	275.00	320.00	289.00	-14.06	-4.84	Thora						
Snake Gourd	200.00 - 230.00	219.00	258.00	239.00	-15.12	-8.37	Thora (Imported)						
Drumstick	300.00 - 500.00	407.00	520.83	208.00	-21.86	95.67	Mora	1900.00 - 2180.00	2037.00	1979.00	2438.33	2.93	-16.46
Luffa	130.00 - 160.00	145.00	155.00	131.00	-6.45	10.69	Mora (Imported)						
Long Beans	250.00 - 300.00	275.00	322.00	196.00	-14.60	40.31	Balaya	1750.00 - 1860.00	1819.00	1732.73	1325.00	4.98	37.28
Ash Plantain	130.00 - 160.00	148.00	163.00	104.00	-9.20	42.31	Balaya (Imported)						
Green Chillies	600.00 - 800.00	700.00	765.00	580.00	-8.50	20.69	Anguluwa						
Lime	250.00 - 300.00	272.00	294.00	314.00	-7.48	-13.38	Anguluwa (Imported)	1500.00 - 1560.00	1527.14	1608.57	1908.57	-5.06	-19.99
<b><u>Root Crops</u></b>							<b>Maduwa</b>						
Sweet Potato	100.00 - 120.00	108.00	98.00	125.00	10.20	-13.60	Maduwa (Imported)	1400.00 - 1600.00	1508.89	1429.00		5.59	
Manioc	140.00 - 160.00	151.00	145.00	89.00	4.14	69.66	Koduwa						
<b><u>Leafy Vegetable</u></b>							<b>Koduwa (Imported)</b>						
Mukunuwenna	40.00 - 50.00	45.00	46.25	42.00	-2.70	7.14	Salaya	900.00 - 1000.00	937.78	883.00	876.25	6.20	7.02
Kankun	40.00 - 50.00	45.00	46.25	42.00	-2.70	7.14	Salaya (Imported)						
Gotukola (Rs/Kg)	280.00 - 300.00	290.00	292.50	164.00	-0.85	76.83							

**This Week:** Week 28: 07 - 13 July 2023  
**Last Week:** Week 27: 30 June - 06 July 2023

**Table 15: Colombo &Suburbs: Retail Prices (Rs/Kg or Rs/Piece)**

**Week 28: 07 - 13 July 2023**

COMMODITY	Range	Average Price			Change Compared to		COMMODITY	Range	Average Price			Change Compared to	
		This Week	Last Week	Last Year	Last Week (%)	Last Year (%)			This Week	Last Week	Last Year	Last Week (%)	Last Year (%)
<b><u>Rice</u></b>							<b><u>Coconut</u></b>						
<b>Local</b>							<b>Large</b>						
Samba 1	220.00 - 230.00	228.97	227.74	270.36	1.22	-15.31	90.00 · 120.00	112.34	114.00	93.24	-1.66	20.49	
Samba 2	210.00 - 220.00	217.20	216.55	259.41	0.65	-16.27	Small	80.00 · 100.00	93.00	95.56	76.50	-2.56	21.57
Keeri Samba	260.00 - 280.00	267.12	266.67	289.21	0.45	-7.64	<b><u>Fruits (Rs/Fruit)</u></b>						
Nadu 1	210.00 - 220.00	216.52	217.20	260.00	-0.68	-16.72	<b>Plantain</b>						
Nadu 2	190.00 - 210.00	198.62	200.83	253.00	-2.21	-21.49	Ambul (Rs/Kg)	150.00 · 240.00	202.00	201.07	129.39	0.93	56.11
Raw (Red)	150.00 - 180.00	160.63	161.52	268.89	-0.89	-40.26	Kolikuttu (Rs/Kg)	450.00 · 540.00	484.69	479.55	248.13	5.14	95.34
Raw (White)	170.00 - 190.00	182.14	180.94	267.74	1.21	-31.97	Seeni (Rs/Kg)	130.00 · 240.00	200.00	195.56	138.48	4.44	44.42
<b>Imported</b>							<b>Anamalu</b>						
Samba	220.00 - 240.00	232.59	230.65	240.94	1.95	-3.46	25.00 · 37.00	29.66	28.16	20.94	1.50	41.64	
Nadu	-	-	-	236.00	-	-	Ambun	32.00 · 46.00	39.09	38.30	26.03	0.80	50.20
Raw (Red)	-	-	-	-	-	-	Papaw(Rs/Kg)	100.00 · 280.00	200.94	217.74	230.00	-16.80	-12.64
Raw (White)	200.00 - 210.00	205.91	204.67	218.38	1.24	-5.71	Passion Fruit	30.00 · 60.00	44.69	46.67	42.23	-1.98	5.83
<b><u>Dried Chillies</u></b>							<b>Pineapple Large</b>						
Imported	1100.00 - 1500.00	1310.71	1306.90	2153.13	3.82	-39.13	930.00 · 1200.00	1047.88	1003.00	475.38	44.88	120.43	
<b><u>Onion</u></b>							<b>Pineapple Medium</b>						
Sinnan	-	-	-	-	-	-	750.00 · 975.00	836.67	776.67	391.20	60.00	113.87	
Vedalan	600.00 - 650.00	622.61	620.00	-	2.61	-	550.00 · 700.00	632.31	598.13	309.63	34.18	104.21	
Imported	400.00 - 450.00	430.00	474.62	446.66	-44.62	-3.73	<b><u>Mango</u></b>						
<b><u>Big Onion</u></b>							<b>Betti</b>						
Imported	140.00 - 180.00	160.33	135.61	226.39	24.73	-29.18	90.00 · 150.00	117.31	95.75	136.43	21.56	-14.02	
Local	-	-	-	-	-	-	Karthakolomban	60.00 · 90.00	76.57	75.00	71.20	1.57	7.54
<b><u>Potato</u></b>							<b>Vilad</b>						
Welimada	-	-	-	-	-	-	Kohu	-	-	-	-	-	-
N'Eliya	380.00 - 480.00	422.67	390.83	446.11	31.83	-5.26	<b><u>Other</u></b>						
Imported	205.00 - 280.00	246.33	237.50	253.14	8.83	-2.69	Wood Apple	98.00 · 200.00	145.15	146.76	86.79	-1.61	67.25
<b><u>Pulses</u></b>							<b>Orange</b>						
Green Gram	1000.00 - 1400.00	1278.85	1267.86	1002.57	10.99	27.56	60.00 · 160.00	102.07	93.54	91.79	8.52	11.20	
Cowpea (White)	750.00 - 1000.00	935.00	945.45	906.45	-10.45	3.15	50.00 · 120.00	78.57	74.58	68.21	3.99	15.17	
Cowpea (Red)	800.00 - 1000.00	958.82	958.18	734.48	0.64	30.54	1700.00 · 3000.00	2442.11	2605.26	-	-163.16	-	
Red Dhal	270.00 - 330.00	300.65	300.34	619.44	0.30	-51.47	King Coconut	100.00 · 150.00	135.17	136.55	126.00	-1.38	7.28
<b><u>Vegetable</u></b>							<b><u>Sea Fish</u></b>						
Beans (Butter)	-	-	-	-	-	-	Salaya	700.00 · 1000.00	805.68	755.00	835.79	50.68	-3.60
Beans(Green)	380.00 - 600.00	529.35	512.86	467.59	16.50	13.21	Hurulla	1100.00 · 1500.00	1276.25	1192.86	1087.06	83.39	17.40
Carrot	400.00 - 600.00	496.56	512.08	479.26	-15.52	3.61	Balaya	1400.00 · 2200.00	1718.18	1616.67	-	101.52	
Leeks	240.00 - 400.00	328.48	374.29	338.57	-45.80	-2.98	Kelawalla	1800.00 · 3500.00	2632.73	2587.50	2480.00	45.23	6.16
Beetroot	350.00 - 600.00	491.14	491.92	411.43	-0.78	19.38	Thora	3200.00 · 4000.00	3681.82	3400.00	3088.89	281.82	19.20
Knolkhol	200.00 - 480.00	309.03	315.71	316.92	-6.68	-2.49	Paraw	2200.00 · 3000.00	2753.85	2525.00	2225.00	228.85	23.77
Raddish	130.00 - 360.00	207.00	215.38	235.36	-8.38	-12.05	Mora	2000.00 · 2800.00	2442.86	2466.67	-	-23.81	
Cabbage	200.00 - 400.00	310.31	317.69	461.79	-7.38	-32.80	Shrimps	1800.00 · 2400.00	2064.44	1973.33	1556.47	91.11	32.64
Tomato	460.00 - 720.00	588.39	468.85	312.00	119.54	88.59	Thalpath	3000.00 · 3600.00	3245.45	3144.44	2608.00	101.01	24.44
Ladies Fingers	200.00 - 400.00	300.00	290.83	387.50	9.17	-22.58	<b><u>Eggs</u></b>						
Brijjal	240.00 - 420.00	347.88	364.64	405.36	-16.76	-14.18	Brown	-	-	55.67	41.72	-	
Capsicum	350.00 - 700.00	510.91	605.17	815.17	-94.26	-37.33	White	56.00 · 60.00	57.93	57.23	40.12	0.70	44.39
Pumpkin	160.00 - 260.00	205.81	195.38	333.57	10.42	-38.30	<b><u>Dried Fish</u></b>						
Cucumber	80.00 - 240.00	177.06	200.69	208.57	-23.63	-15.11	Sprats	2100.00 · 2600.00	2338.89	2266.67	2820.00	72.22	-17.06
Bitter Gourd	320.00 - 600.00	461.29	514.81	454.44	-53.52	1.51	Sprats (Imported)	1100.00 · 1400.00	1269.57	1252.17	1757.14	17.39	-27.75
Snake Gourd	240.00 - 480.00	361.33	411.85	369.63	-50.52	-2.24	Kattawa	2000.00 · 2800.00	2465.38	2503.85	3156.00	-38.46	-21.88
Drumstick	400.00 - 1000.00	667.81	753.33	397.60	-85.52	67.96	Thora	-	-	-	-	-	
Luffa	180.00 - 400.00	308.44	347.74	290.33	-39.30	6.24	Mora	2200.00 · 2800.00	2442.11	2427.78	2930.77	14.33	-16.67
Long Beans	300.00 - 600.00	438.62	439.23	389.60	-0.61	12.58	Balaya	1800.00 · 2400.00	2094.12	2020.00	2484.62	74.12	-15.72
Ash Plantain	200.00 - 380.00	296.13	298.46	213.70	-2.33	38.57	Anguluwa	2000.00 · 2800.00	2400.00	2423.08	2766.67	-23.08	-13.25
Green Chillies	650.00 - 1200.00	988.06	1028.85	803.57	-40.78	22.96	Maduwa	-	-	2377.78	-	-	
Lime	350.00 - 800.00	540.63	550.00	613.21	-9.38	-11.84	Koduwa	-	-	-	-	-	
<b><u>Root Crops</u></b>							<b><u>Meat</u></b>						
Sweet Potato	150.00 - 280.00	216.90	206.67	231.85	10.23	-6.45	Salaya	1000.00 · 1400.00	1275.00	1241.67	1500.00	33.33	-15.00
Manioc	160.00 - 260.00	224.00	221.43	169.20	2.57	32.39	Beef (without Bones)	2200.00 · 2500.00	2325.00	2366.67	2133.33	-41.67	8.98
<b><u>Leafy Vegetable</u></b>							<b>Chicken (Broiler)</b>						
Mukunuwenna	50.00 - 90.00	75.81	76.15	77.14	-0.35	-1.73	1480.00 · 1600.00	1541.25	1509.09	1187.00	32.16	29.84	
Kankun	50.00 - 90.00	75.81	76.15	77.14	-0.35	-1.73	Chicken (Curry)	1500.00 · 1600.00	1578.57	1534.44	1148.00	44.13	37.51
Gotukola	95.00 - 100.00	98.70	97.69	77.62	1.01	27.16	Mutton	3000.00 · 3400.00	3214.29	3133.33	2637.50	80.95	21.87
							Pork	1400.00 · 1800.00	1600.00	1600.00	1116.67	0.00	43.28

This Week: Week 28: 07 - 13 July 2023  
 Last Week: Week 27: 30 June - 06 July 2023

**Table 16: Farmgate/Producer Prices of Food Commodities in Selected Producing Areas (Rs/Kg)**

Week 28: 07 - 13 July 2023

COMMODITY	Range	Average Price	COMMODITY	Range	Average Price	COMMODITY	Range	Average Price
<b><u>Paddy</u></b>			<b><u>Vegetable (Up Country)</u></b>			<b><u>Snake Gourd</u></b>		
<b>Short Grain</b>			<b>Beans</b>			Dambulla	110.00 - 130.00	120.00
A'pura	104.00 - 108.00	105.60	Dambulla	370.00 - 400.00	388.00	Hambantota	150.00 - 170.00	157.50
P'narawa	110.00 - 111.00	110.30	Welimada	420.00 - 430.00	424.00	Embilipitiya	240.00 - 260.00	250.00
Kalawewa	104.00 - 108.00	105.80	Badulla	340.00 - 380.00	361.00	Matara	-	
Kurunegala	105.00 - 108.00	106.75	<b>Carrot</b>			A'pura	140.00 - 180.00	156.00
Dehiattakandiya	100.00 - 109.00	104.67	N'Eliya	275.00 - 290.00	280.00	<b>Luffa</b>		
Nikaweratiya	100.00 - 105.00	102.80	Welimada	240.00 - 255.00	248.00	Dambulla	100.00 - 120.00	106.00
Ampara	100.00 - 100.00	100.00	Hanguranketha	330.00 - 365.00	350.00	Hambantota	150.00 - 170.00	160.00
<b>Long Grain (White)</b>			<b>Leeks</b>			Embilipitiya	140.00 - 160.00	152.00
A'pura	85.00 - 90.00	87.00	N'Eliya	90.00 - 105.00	100.00	Matara	-	
P'narawa	87.00 - 89.00	87.70	Welimada	80.00 - 90.00	86.00	A'pura	130.00 - 140.00	134.00
Kalawewa	85.00 - 90.00	88.00	<b>Beetroot</b>			<b>Green Chillies</b>		
Kurunegala	88.00 - 90.00	89.00	N'Eliya	255.00 - 265.00	261.00	Dambulla	590.00 - 620.00	610.00
Dehiattakandiya	81.00 - 87.50	84.17	Dambulla	280.00 - 300.00	290.00	Hambantota	-	
Embilipitiya	-		Kurunegala	-		Embilipitiya	600.00 - 700.00	644.00
Nikaweratiya	87.00 - 90.00	89.00	Welimada	270.00 - 280.00	275.00	Puttalam	500.00 - 600.00	544.00
Hambantota	-		Hanguranketha	260.00 - 280.00	270.20	A'pura	500.00 - 550.00	520.00
Ampara	65.00 - 85.00	76.25	<b>Knol Khol</b>			<b>Pumpkin</b>		
<b>Long Grain (Red)</b>			N'Eliya	80.00 - 95.00	88.00	Dambulla	82.00 - 90.00	87.60
Matara	78.00 - 80.00	79.25	Welimada	80.00 - 90.00	84.00	Hambantota	50.00 - 65.00	58.75
Hambantota	78.00 - 80.00	79.33	Hanguranketha	80.00 - 110.00	97.00	Embilipitiya	75.00 - 110.00	95.83
Embilipitiya	75.00 - 76.00	75.60	<b>Raddish</b>			Matara	65.00 - 70.00	68.00
<b>Keeri Samba</b>			N'Eliya	40.00 - 45.00	43.00	A'pura	70.00 - 80.00	74.00
A'pura	-		Welimada	20.00 - 30.00	25.00	Moneragala	60.00 - 70.00	64.00
P'narawa	145.00 - 146.00	145.30	Hambantota	70.00 - 100.00	85.00	<b>Cucumber</b>		
Kalawewa	-		Hanguranketha	45.00 - 60.00	53.60	A'pura	50.00 - 60.00	54.00
Kurunegala	130.00 - 135.00	132.50	<b>Cabbage</b>			Dambulla	38.00 - 46.00	42.00
Dehiattakandiya	140.00 - 145.00	142.33	N'Eliya	85.00 - 95.00	89.00	Hambantota	40.00 - 45.00	41.25
<b>Red Onion</b>			Welimada	70.00 - 80.00	75.00	Matara	60.00 - 65.00	62.50
Puttalam	-		Badulla	90.00 - 100.00	95.00	<b>Long Beans</b>		
Jaffna	250.00 - 300.00	273.33	Hanguranketha	110.00 - 140.00	124.00	Dambulla	200.00 - 230.00	216.00
<b>Big Onion</b>			<b>Tomato</b>			Hambantota	-	
Dambulla	-		Welimada	350.00 - 370.00	358.00	Embilipitiya	240.00 - 260.00	248.00
Kalawewa	-		Hambantota	-		Matara	230.00 - 250.00	240.00
A'pura	-		Dambulla	370.00 - 390.00	382.00	A'pura	240.00 - 260.00	248.00
<b>Potato</b>			Hanguranketha	230.00 - 270.00	252.00	<b>Ash Plantain</b>		
N'Eliya	270.00 - 280.00	276.00	<b>Vegetable (Low Country)</b>			Hambantota	50.00 - 60.00	56.00
Badulla	-		<b>Ladies Fingers</b>			Embilipitiya	100.00 - 120.00	109.00
Welimada	260.00 - 265.00	263.00	A'pura	140.00 - 150.00	144.00	Matara	100.00 - 110.00	105.00
<b>Pulses</b>			Dambulla	110.00 - 125.00	118.00	<b>Lime</b>		
<b>Green Gram</b>			Hambantota	70.00 - 110.00	90.00	Hambantota	-	
Hambantota	-		Embilipitiya	130.00 - 140.00	135.00	Embilipitiya	270.00 - 300.00	284.00
Moneragala	700.00 - 750.00	720.00	Matara	140.00 - 150.00	146.25	Moneragala	160.00 - 180.00	168.00
Embilipitiya	700.00 - 720.00	710.00	<b>Brinjal</b>			<b>Fruits (Rs/Kg)</b>		
Nikaweratiya	700.00 - 750.00	725.00	A'pura	200.00 - 220.00	208.00	<b>Banana</b>		
A'pura	700.00 - 750.00	725.00	Dambulla	220.00 - 250.00	238.00	<b>Ambul</b>		
<b>Cowpea</b>			Hambantota	-		Moneragala	50.00 - 60.00	54.00
Hambantota	-		Embilipitiya	200.00 - 220.00	210.00	Embilipitiya	70.00 - 80.00	74.00
Nikaweratiya	500.00 - 500.00	500.00	Matara	150.00 - 160.00	153.33	Hambantota	50.00 - 65.00	57.50
Moneragala	500.00 - 550.00	520.00	Welimada	170.00 - 190.00	178.00	<b>Kolikuttu</b>		
Embilipitiya	500.00 - 600.00	550.00	<b>Capsicum</b>			Moneragala	180.00 - 220.00	196.00
<b>Maize</b>			Badulla	-		Embilipitiya	240.00 - 280.00	260.00
A'pura	140.00 - 150.00	145.00	Welimada	320.00 - 335.00	329.00	Hambantota	-	
Kalawewa	140.00 - 150.00	143.33	<b>Bitter Gourd</b>			<b>Papaw</b>		
<b>Gingelly</b>			A'pura	280.00 - 320.00	296.00	Moneragala	80.00 - 90.00	84.00
A'pura	450.00 - 500.00	475.00	Dambulla	230.00 - 250.00	240.00	Embilipitiya	65.00 - 75.00	71.00
Kalawewa	-		Hambantota	-		Hambantota	40.00 - 60.00	47.50
<b>Black Gram</b>			Embilipitiya	350.00 - 400.00	374.00	<b>Pineapple</b>		
A'pura	700.00 - 750.00	725.00	Matara	360.00 - 380.00	372.50	Divulapitiya	-	
Kalawewa	-							

**Annex 01 - Colombo Markets: Retail Prices of Rice and Subsidiary Food Crops (Rs/Kg)**

**Week 28: 07 - 13 July 2023**

28

<b>CROP</b>	<b>PELIYAGODA</b>	<b>MAHARAGAMA</b>	<b>KIRULAPONE</b>	<b>NUGEGODA</b>	<b>NARAHENPITA</b>	<b>DEMATAGODA</b>	<b>THOTALANGA</b>	<b>KADAWATHA</b>	<b>KIRIBATHGODA</b>
<b><u>Rice</u></b>									
<b>Local</b>									
Samba 1	230.00 - 230.00	230.00 - 230.00	230.00 - 230.00	220.00 - 230.00	220.00 - 230.00	230.00 - 230.00	230.00 - 230.00	230.00 - 230.00	230.00 - 230.00
Samba 2	220.00 - 220.00	220.00 - 220.00	220.00 - 220.00	210.00 - 210.00	210.00 - 220.00	220.00 - 220.00	220.00 - 220.00	210.00 - 220.00	210.00 - 220.00
Keeri Samba	260.00 - 260.00	260.00 - 260.00	260.00 - 280.00	260.00 - 280.00	280.00 - 280.00	275.00 - 280.00	260.00 - 280.00	260.00 - 260.00	260.00 - 260.00
Nadu 1	220.00 - 220.00	220.00 - 220.00	220.00 - 220.00	220.00 - 220.00	210.00 - 210.00	220.00 - 220.00	210.00 - 210.00	220.00 - 220.00	210.00 - 210.00
Nadu 2	190.00 - 200.00	210.00 - 210.00	190.00 - 210.00	190.00 - 200.00	190.00 - 200.00	200.00 - 210.00	200.00 - 200.00	190.00 - 210.00	190.00 - 200.00
Raw (Red)	150.00 - 180.00	160.00 - 160.00	150.00 - 160.00	150.00 - 160.00	160.00 - 180.00	170.00 - 180.00	150.00 - 180.00	150.00 - 160.00	170.00 - 170.00
Raw (White)	170.00 - 185.00	190.00 - 190.00	170.00 - 190.00	175.00 - 180.00	180.00 - 190.00	180.00 - 190.00	180.00 - 190.00	180.00 - 180.00	180.00 - 180.00
<b>Imported</b>									
Samba	220.00 - 230.00	230.00 - 240.00	230.00 - 240.00	230.00 - 230.00	240.00 - 240.00	230.00 - 240.00	230.00 - 240.00	240.00 - 240.00	240.00 - 240.00
Nadu	-	-	-	-	-	-	-	-	-
Raw (Red)	-	-	-	-	-	-	-	-	-
Raw (White)	200.00 - 200.00	200.00 - 200.00	200.00 - 210.00	210.00 - 210.00	-	210.00 - 210.00	210.00 - 210.00	200.00 - 210.00	-
<b><u>Dried Chillies</u></b>									
Imported	1100.00 - 1200.00	1500.00 - 1500.00	1350.00 - 1400.00	1400.00 - 1500.00	1400.00 - 1500.00	1400.00 - 1400.00	1200.00 - 1350.00	1200.00 - 1400.00	1300.00 - 1300.00
<b><u>Red Onion</u></b>									
Sinnan	-	-	-	-	-	-	-	-	-
Vedalan	-	600.00 - 650.00	600.00 - 600.00	600.00 - 650.00	600.00 - 650.00	600.00 - 600.00	600.00 - 600.00	600.00 - 650.00	600.00 - 650.00
Imported	400.00 - 420.00	400.00 - 450.00	-	400.00 - 450.00	400.00 - 450.00	-	400.00 - 400.00	400.00 - 450.00	400.00 - 450.00
<b><u>Big Onion</u></b>									
Imported	140.00 - 160.00	180.00 - 180.00	160.00 - 160.00	160.00 - 180.00	160.00 - 180.00	150.00 - 150.00	140.00 - 160.00	140.00 - 160.00	160.00 - 160.00
Local	-	-	-	-	-	-	-	-	-
<b><u>Potato</u></b>									
Welimada	-	-	-	-	-	-	-	-	-
N'Eliya	380.00 - 400.00	480.00 - 480.00	400.00 - 400.00	400.00 - 400.00	440.00 - 460.00	-	-	-	-
Imported	205.00 - 220.00	270.00 - 270.00	220.00 - 260.00	220.00 - 240.00	260.00 - 280.00	240.00 - 240.00	220.00 - 280.00	260.00 - 260.00	240.00 - 240.00
<b><u>Pulses</u></b>									
Green Gram	1000.00 - 1250.00	1400.00 - 1400.00	1000.00 - 1400.00	1000.00 - 1200.00	1000.00 - 1300.00	1200.00 - 1400.00	1200.00 - 1400.00	1400.00 - 1400.00	1400.00 - 1400.00
Cowpea (White)	750.00 - 900.00	1000.00 - 1000.00	900.00 - 1000.00	1000.00 - 1000.00	800.00 - 1000.00	-	1000.00 - 1000.00	1000.00 - 1000.00	1000.00 - 1000.00
Cowpea (Red)	800.00 - 900.00	1000.00 - 1000.00	900.00 - 1000.00	1000.00 - 1000.00	1000.00 - 1000.00	-	800.00 - 1000.00	1000.00 - 1000.00	1000.00 - 1000.00
Red Dhal	270.00 - 290.00	320.00 - 330.00	280.00 - 320.00	280.00 - 330.00	300.00 - 320.00	300.00 - 320.00	280.00 - 320.00	320.00 - 320.00	320.00 - 320.00

**Annex 02 - Colombo Markets: Retail Prices of Vegetables (Rs/Kg) and Coconut (Rs/Nut)**

**Week 28: 07 - 13 July 2023**

29

<b>CROP</b>	<b>PELIYAGODA</b>	<b>MAHARAGAMA</b>	<b>KIRULAPONE</b>	<b>NUGEGODA</b>	<b>NARAHENPITA</b>	<b>DEMATAGODA</b>	<b>THOTALANGA</b>	<b>KADAWATHA</b>	<b>KIRIBATHGODA</b>
<b><i>Vegetable</i></b>									
Beans	450.00 - 520.00	560.00 - 600.00	560.00 - 600.00	500.00 - 600.00	500.00 - 600.00	480.00 - 600.00	380.00 - 380.00	400.00 - 480.00	600.00 - 600.00
Carrot	400.00 - 440.00	540.00 - 600.00	400.00 - 560.00	560.00 - 600.00	480.00 - 540.00	400.00 - 450.00	400.00 - 460.00	400.00 - 480.00	600.00 - 600.00
Leeks	240.00 - 260.00	400.00 - 400.00	340.00 - 400.00	320.00 - 400.00	240.00 - 320.00	320.00 - 320.00	260.00 - 300.00	320.00 - 320.00	400.00 - 400.00
Beetroot	350.00 - 450.00	560.00 - 600.00	480.00 - 580.00	480.00 - 560.00	480.00 - 550.00	500.00 - 520.00	360.00 - 450.00	400.00 - 440.00	600.00 - 600.00
Knolkhol	200.00 - 220.00	320.00 - 400.00	320.00 - 400.00	460.00 - 480.00	240.00 - 300.00	-	240.00 - 320.00	240.00 - 360.00	460.00 - 480.00
Raddish	130.00 - 140.00	280.00 - 320.00	200.00 - 260.00	360.00 - 360.00	160.00 - 280.00	200.00 - 200.00	130.00 - 200.00	200.00 - 240.00	200.00 - 220.00
Cabbage	200.00 - 260.00	360.00 - 400.00	320.00 - 400.00	360.00 - 400.00	240.00 - 280.00	320.00 - 320.00	240.00 - 300.00	300.00 - 320.00	400.00 - 400.00
Tomato	500.00 - 550.00	600.00 - 700.00	600.00 - 600.00	600.00 - 600.00	540.00 - 600.00	500.00 - 550.00	460.00 - 480.00	720.00 - 720.00	720.00 - 720.00
Ladies Fingers	200.00 - 240.00	320.00 - 400.00	320.00 - 360.00	320.00 - 400.00	240.00 - 320.00	320.00 - 320.00	200.00 - 220.00	280.00 - 320.00	400.00 - 400.00
Brinjal	250.00 - 260.00	400.00 - 420.00	320.00 - 420.00	380.00 - 420.00	320.00 - 380.00	320.00 - 320.00	240.00 - 320.00	240.00 - 280.00	400.00 - 420.00
Capsicum	350.00 - 380.00	600.00 - 700.00	600.00 - 600.00	480.00 - 600.00	400.00 - 480.00	600.00 - 600.00	400.00 - 420.00	420.00 - 500.00	700.00 - 700.00
Pumpkin	160.00 - 180.00	200.00 - 240.00	240.00 - 260.00	240.00 - 260.00	180.00 - 200.00	240.00 - 240.00	160.00 - 180.00	160.00 - 240.00	240.00 - 260.00
Cucumber	80.00 - 100.00	200.00 - 240.00	200.00 - 240.00	200.00 - 240.00	120.00 - 200.00	160.00 - 160.00	100.00 - 160.00	160.00 - 200.00	240.00 - 240.00
Bitter Gourd	320.00 - 360.00	480.00 - 600.00	460.00 - 480.00	480.00 - 600.00	480.00 - 520.00	400.00 - 400.00	350.00 - 380.00	400.00 - 480.00	600.00 - 600.00
Snake Gourd	240.00 - 260.00	400.00 - 480.00	400.00 - 480.00	260.00 - 360.00	320.00 - 380.00	320.00 - 320.00	280.00 - 380.00	400.00 - 420.00	480.00 - 480.00
Drumstick	400.00 - 500.00	700.00 - 800.00	600.00 - 680.00	1000.00 - 1000.00	500.00 - 600.00	600.00 - 600.00	500.00 - 680.00	720.00 - 800.00	800.00 - 800.00
Luffa	180.00 - 200.00	400.00 - 400.00	320.00 - 400.00	280.00 - 360.00	240.00 - 360.00	250.00 - 280.00	200.00 - 320.00	320.00 - 340.00	380.00 - 400.00
Long Beans	350.00 - 380.00	480.00 - 600.00	400.00 - 480.00	560.00 - 600.00	350.00 - 480.00	-	300.00 - 380.00	300.00 - 340.00	520.00 - 540.00
Ash Plantain	200.00 - 220.00	320.00 - 380.00	280.00 - 340.00	320.00 - 380.00	280.00 - 320.00	320.00 - 320.00	220.00 - 260.00	280.00 - 320.00	340.00 - 340.00
Green Chillies	650.00 - 720.00	1200.00 - 1200.00	900.00 - 1000.00	1000.00 - 1000.00	800.00 - 1200.00	960.00 - 960.00	900.00 - 1000.00	900.00 - 1200.00	1200.00 - 1200.00
Lime	350.00 - 400.00	600.00 - 600.00	600.00 - 600.00	600.00 - 800.00	450.00 - 500.00	600.00 - 600.00	380.00 - 400.00	600.00 - 700.00	800.00 - 800.00
<b><i>Root Crops</i></b>									
Sweet Potato	150.00 - 160.00	240.00 - 260.00	240.00 - 260.00	280.00 - 280.00	180.00 - 240.00	240.00 - 240.00	180.00 - 200.00	160.00 - 180.00	220.00 - 240.00
Manioc	160.00 - 180.00	220.00 - 240.00	200.00 - 240.00	260.00 - 260.00	200.00 - 220.00	250.00 - 260.00	200.00 - 220.00	180.00 - 220.00	220.00 - 230.00
<b><i>Leafy Vegetable</i></b>									
Mukunuwenna	50.00 - 60.00	80.00 - 80.00	70.00 - 80.00	80.00 - 80.00	70.00 - 80.00	80.00 - 80.00	70.00 - 80.00	80.00 - 90.00	80.00 - 80.00
Kankun	50.00 - 60.00	80.00 - 80.00	70.00 - 80.00	80.00 - 80.00	70.00 - 80.00	80.00 - 80.00	70.00 - 80.00	80.00 - 90.00	80.00 - 80.00
Gotukola	95.00 - 100.00	100.00 - 100.00	100.00 - 100.00	100.00 - 100.00	95.00 - 100.00	95.00 - 95.00	100.00 - 100.00	100.00 - 100.00	100.00 - 100.00
<b><i>Coconut</i></b>									
Large	90.00 - 95.00	110.00 - 120.00	110.00 - 120.00	110.00 - 120.00	110.00 - 110.00	100.00 - 100.00	110.00 - 120.00	110.00 - 120.00	120.00 - 120.00
Small	80.00 - 80.00	100.00 - 100.00	100.00 - 100.00	90.00 - 100.00	80.00 - 100.00	80.00 - 80.00	90.00 - 100.00	90.00 - 100.00	100.00 - 100.00

**Annex 03 - Colombo Markets: Retail Prices of Fruits (Rs/Fruit)**

**Week 28: 07 - 13 July 2023**

30

CROP	PELIYAGODA		MAHARAGAMA		KIRULAPONE		NUGEGODA		NARAHENPITA		DEMATAGODA		THOTALANGA		KADAWATHA		KIRIBATHGODA	
<i><b>Plantain</b></i>																		
Ambul (Rs/Kg)	180.00	200.00	200.00	240.00	220.00	240.00	180.00	200.00	180.00	230.00	180.00	230.00	150.00	155.00	150.00	160.00	180.00	220.00
Kolikuttu (Rs/Kg)	450.00	500.00	480.00	540.00	450.00	500.00	450.00	490.00	450.00	500.00	480.00	500.00	450.00	480.00	450.00	500.00	450.00	500.00
Seeni (Rs/Kg)	130.00	150.00	220.00	240.00	200.00	240.00	200.00	200.00	200.00	220.00	180.00	200.00	160.00	200.00	180.00	200.00	180.00	200.00
Anamalu	25.00	26.00	26.00	30.00	28.00	30.00	26.00	28.00	32.00	37.00	30.00	35.00	25.00	28.00	30.00	32.00	30.00	35.00
Ambun	35.00	38.00	32.00	35.00	32.00	37.00	35.00	40.00	40.00	46.00	35.00	38.00	32.00	35.00	40.00	45.00	40.00	45.00
<i><b>Pineapple</b></i>																		
Large	935.00	980.00	1020.00	1050.00	1000.00	1200.00	1020.00	1200.00	1000.00	1200.00	1150.00	1200.00	930.00	950.00	930.00	950.00	1000.00	1000.00
Medium	750.00	760.00	750.00	780.00	850.00	900.00	750.00	975.00	845.00	900.00	880.00	900.00	830.00	880.00	750.00	760.00	830.00	850.00
Small	550.00	580.00	600.00	600.00	650.00	700.00	600.00	700.00	550.00	700.00	680.00	700.00	620.00	650.00	550.00	600.00	600.00	650.00
<i><b>Mango</b></i>																		
Betti	-	-	-	-	-	-	-	-	-	-	-	-	-	-	-	-	-	-
Karthakolomban	100.00	120.00	125.00	130.00	125.00	150.00	125.00	140.00	150.00	150.00	95.00	110.00	90.00	100.00	90.00	100.00	100.00	110.00
Vilad	60.00	65.00	-	-	60.00	75.00	82.00	85.00	85.00	90.00	75.00	80.00	60.00	60.00	-	-	-	-
Kohu	-	-	-	-	-	-	-	-	-	-	-	-	-	-	-	-	-	-
<i><b>Other Fruits</b></i>																		
Wood Apple	130.00	140.00	160.00	160.00	150.00	160.00	150.00	155.00	120.00	125.00	200.00	200.00	98.00	100.00	155.00	200.00	180.00	200.00
Orange	75.00	80.00	150.00	160.00	130.00	140.00	110.00	130.00	92.00	100.00	90.00	100.00	-	-	90.00	100.00	90.00	100.00
Avocado	60.00	65.00	100.00	125.00	150.00	160.00	80.00	110.00	150.00	160.00	60.00	80.00	70.00	75.00	60.00	65.00	100.00	100.00
Slime Apple	50.00	55.00	100.00	120.00	90.00	120.00	80.00	100.00	50.00	55.00	50.00	60.00	50.00	55.00	50.00	52.00	50.00	60.00
Grapes (Rs/Kg)	1700.00	1800.00	2000.00	3000.00	2600.00	3000.00	2000.00	2600.00	2600.00	2600.00	2300.00	2300.00	2400.00	2500.00	2500.00	2800.00	2000.00	2300.00
Papaw (Rs/Kg)	100.00	150.00	240.00	280.00	260.00	280.00	200.00	200.00	200.00	240.00	180.00	200.00	180.00	220.00	160.00	200.00	150.00	220.00
Passion	30.00	35.00	40.00	45.00	50.00	60.00	48.00	60.00	40.00	45.00	58.00	60.00	30.00	40.00	42.00	50.00	60.00	60.00
King Coconut	130.00	150.00	100.00	150.00	150.00	150.00	150.00	150.00	130.00	140.00	130.00	150.00	120.00	150.00	130.00	150.00	150.00	150.00

**Annex 04 - Colombo Markets: Retail Prices of Sea Fish and Dried Fish (Rs/Kg)**

**Week 28: 07 - 13 July 2023**

<b>CROP</b>	<b>PELIYAGODA</b>	<b>MAHARAGAMA</b>	<b>KIRULAPONE</b>	<b>NUGEGODA</b>	<b>NARAHENPITA</b>	<b>DEMATAGODA</b>	<b>THOTALANGA</b>	<b>KADAWATHA</b>	<b>KIRIBATHGODA</b>
<b><i>Sea Fish</i></b>									
Salaya	750.00 - 875.00	720.00 - 720.00	800.00 - 800.00	1000.00 - 1000.00	800.00 - 800.00	700.00 - 720.00	800.00 - 900.00	800.00 - 800.00	760.00 - 760.00
Hurulla	1400.00 - 1500.00	-	1200.00 - 1400.00	1400.00 - 1400.00	1400.00 - 1400.00	1100.00 - 1120.00	1200.00 - 1200.00	1100.00 - 1100.00	1200.00 - 1300.00
Balaya	1400.00 - 1500.00	2200.00 - 2200.00	2200.00 - 2200.00	-	-	2000.00 - 2000.00	1500.00 - 1600.00	-	2200.00 - 2200.00
Kelawalla	1800.00 - 1920.00	3000.00 - 3000.00	2200.00 - 2600.00	3200.00 - 3200.00	3500.00 - 3500.00	2800.00 - 2800.00	2000.00 - 2200.00	2800.00 - 3000.00	2700.00 - 2800.00
Thora	3600.00 - 3800.00	3600.00 - 3600.00	-	4000.00 - 4000.00	-	3200.00 - 3200.00	-	4000.00 - 4000.00	3800.00 - 4000.00
Paraw	2200.00 - 2300.00	2800.00 - 2800.00	-	3000.00 - 3000.00	3000.00 - 3000.00	2800.00 - 2800.00	-	-	3000.00 - 3000.00
Mora	-	-	-	2800.00 - 2800.00	-	2000.00 - 2000.00	2000.00 - 2000.00	-	2300.00 - 2400.00
Shrimps Small	2300.00 - 2400.00	2000.00 - 2100.00	2200.00 - 2200.00	1800.00 - 1800.00	1900.00 - 1900.00	1800.00 - 1800.00	2000.00 - 2100.00	-	1960.00 - 2200.00
Talapath	3100.00 - 3200.00	3200.00 - 3600.00	3000.00 - 3200.00	3400.00 - 3400.00	3600.00 - 3600.00	3200.00 - 3200.00	3000.00 - 3200.00	3200.00 - 3400.00	3200.00 - 3300.00
<b><i>Eggs (Rs/Egg)</i></b>									
Brown	-	-	-	-	-	-	-	-	-
White	56.00 - 57.00	60.00 - 60.00	58.00 - 59.00	58.00 - 60.00	58.00 - 58.00	58.00 - 58.00	57.00 - 57.00	57.00 - 58.00	57.00 - 58.00
<b><i>Dried Fish</i></b>									
Sprats	2400.00 - 2400.00	2100.00 - 2100.00	2300.00 - 2400.00	2300.00 - 2400.00	2500.00 - 2600.00	-	2100.00 - 2100.00	2200.00 - 2300.00	2300.00 - 2500.00
Kattawa	2000.00 - 2400.00	2600.00 - 2600.00	2500.00 - 2500.00	2500.00 - 2600.00	2300.00 - 2800.00	-	2200.00 - 2300.00	2300.00 - 2700.00	2800.00 - 2800.00
Thora	-	-	-	-	-	-	-	-	-
Mora	2200.00 - 2200.00	2600.00 - 2600.00	2400.00 - 2500.00	2400.00 - 2400.00	2400.00 - 2400.00	-	2400.00 - 2500.00	-	2700.00 - 2800.00
Balaya	1900.00 - 2300.00	2200.00 - 2200.00	2200.00 - 2200.00	1800.00 - 2200.00	1900.00 - 2400.00	-	1900.00 - 1900.00	1900.00 - 1900.00	2200.00 - 2400.00
Anguluwa	2000.00 - 2400.00	-	-	2600.00 - 2600.00	2500.00 - 2500.00	-	-	-	2700.00 - 2800.00
Salaya	1000.00 - 1200.00	1200.00 - 1200.00	1200.00 - 1300.00	1200.00 - 1300.00	1300.00 - 1400.00	-	1200.00 - 1400.00	1200.00 - 1300.00	1300.00 - 1400.00
<b><i>Meat</i></b>									
Beef (without Bones)	-	2300.00 - 2300.00	2500.00 - 2500.00	-	2300.00 - 2300.00	-	2200.00 - 2200.00	-	-
Chicken (Broiler)	-	1560.00 - 1560.00	1600.00 - 1600.00	1560.00 - 1560.00	1500.00 - 1500.00	1480.00 - 1480.00	1500.00 - 1500.00	1550.00 - 1550.00	1580.00 - 1580.00
Chicken (Curry)	-	1600.00 - 1600.00	1600.00 - 1600.00	1600.00 - 1600.00	1550.00 - 1550.00	1600.00 - 1600.00	1500.00 - 1500.00	-	1600.00 - 1600.00
Mutton	-	3000.00 - 3000.00	3100.00 - 3100.00	-	3300.00 - 3300.00	3200.00 - 3200.00	3300.00 - 3300.00	3400.00 - 3400.00	3200.00 - 3200.00
Pork	-	1600.00 - 1600.00	1800.00 - 1800.00	-	-	-	-	1600.00 - 1600.00	1400.00 - 1400.00



## Annex 05 : Food Composition of Selected Food Commodities

Commodity	Energy (kcal/100g)	Protein (g/100g)	Total fat (g/100g)	Retinol Eq (µ g/100g)	Vit B2 (mg/100g)	Vit B6 (mg/100g)	Folate (µg/100g)	Vit C (mg/100g)	Calcium (mg/100g)	Magnesium (mg/100g)	Iron (mg/100g)	Zinc (mg/100g)
<b>Rice</b>												
Rice - (white Kekulu - normal )	361	9.88	1.52	-	0.03	0.09	10.67	-	6.94	26.29	1.22	1.5
Rice - (white Kekulu Samba)	355	8.81	1.53	-	0.03	0.09	8.11	-	9.82	30.48	0.92	1.7
Rice - ( Red Kekulu - normal )	366	8.64	2.12	-	0.05	0.1	8.39	-	4.73	31.7	0.88	1.84
Rice -Samba	369	6.86	2.45	-	0.05	0.13	12.79	-	8.71	37.26	1.18	1.49
Rice - Nadu White	366	7.76	1.48	-	0.03	0.12	9.35	-	4.57	20.1	0.64	1.61
<b>Dried chilies</b>	233	12.68	6.41	437	0.84	0.42	46.83	NA	107	231	5.39	1.65
<b>Onion</b>												
Big onions	48	1.67	0.24	0.16	0.01	0.1	32.99	7.58	14.82	16.94	0.45	0.25
Red onions	55	2.13	0.15	0.18	0.02	0.13	30.15	14.26	20.37	19.32	0.31	0.28
<b>Potatoes</b>	71	1.67	0.25		0.01	0.09	14.31	20.5	9.83	23.84	0.46	0.29
<b>Pulses</b>												
Green gram	290	21.97	0.93	19.5	0.28	0.33	135	NA	98.96	146	4.15	2.86
White cowpea	320	21.25	1.14	1.36	0.09	0.26	249	NA	84.1	213	5.04	3.57
Red cowpea	320	20.24	1.08	0.96	0.11	0.27	273	NA	81.83	194	4.95	3.4
Red Dhal	319	23.09	0.77	1.06	1.6	0.22	55	NA	41.27	66.63	7.45	3.34
<b>Vegetables</b>												
Beans	46	3.95	0.15	6.64	0.1	0.3	45.2	7.02	35.68	45.56	0.7	0.59
Carrot	30	0.85	0.45	1240	0.03	0.1	24.71	5.93	27.65	11.7	0.59	0.25
Leeks	30	1.74	0.49	18.56	0.02	0.19	42.63	4.65	29.28	11.77	1.49	0.43
Beetroot	31	2.12	0.15	1.52	0.01	0.09	108	4.51	20.29	34.88	0.77	0.29
Knolkhol	16	1.69	0.34		0.05	0.19	12.7	77.64	40.09	19.35	0.23	0.18
Radish	29	0.75	0.11		0.02	0.09	18.09	12.13	35.64	13.56	0.38	0.16
Cabbage	21	1.35	0.14	3.35	0.05	0.14	52.66	29.62	56.85	18.47	0.33	0.16

Tomatoes	20	0.88	0.56	165	0.03	0.09	20.16	25.58	9.69	14.93	0.31	0.12
Ladies fingers	26	2.06	0.19	12.41	0.08	0.28	70.62	24.48	92.26	55.23	0.96	0.44
Brinjal (Pandora Striped)	29	1.49	0.31	23	0.12	0.09	30.99	1.49	18.95	18	0.32	0.19
Brinjal (Chinese eggplant)	24	1.28	0.33	16.83	0.12	0.11	32.94	3.37	14.4	21.18	0.28	0.16
Capsicum	23	1.22	0.34	38.96	0.03	0.29	28.65	49.63	12.65	11.21	0.21	0.31
Pumpkin (Common)	31	0.86	0.3	30.41	0.02	0.09	17.72	8.73	18.75	9.93	0.49	0.25
Cucumber	19	0.98	0.24	0.58	0.01	0.08	19.66	4.08	22.1	18.22	0.67	0.21
Bitter gourd	19	1.47	0.23	55.08	0.05	0.06	53.1	46.89	25.19	35.81	1.75	0.26
Snake gourd (Dark green)	11	0.82	0.25	10.41	0.03	0.12	18.09	3.54	26.83	25.84	0.41	0.11
Snake gourd (Pale green)	11	0.89	0.25	5.14	0.03	0.07	16.52	2.85	27.11	21.77	0.47	0.2
Drumstick	30	2.48	0.12	3.13	0.06	0.12	60.48	92.33	22.27	28.51	0.5	0.26
Watakolu	12	0.86	0.15	59.33	0.01	0.07	25.48	6.41	14.67	14.01	4.42	0.45
Long beans	24	3.36	0.3	-	0.06	0.11	99.98	8.93	44.22	33.17	1.01	0.08
Ash Plantain	76	2.84	0.56	0.06	0.02	0.07	6.82	4.49	5.19	22.55	0.39	0.21
Green chillies	39	2.28	0.76	38.16	0.08	0.25	21.29	98.61	20.25	36.91	1.25	0.29
Limes	26	0.66	0.26	0.36	0.01	0.05	12.1	38.05	26	15.25	0.12	0.05
Kekiri	17	1.01	0.25	0.76	0.01	0.07	17.34	8.07	25.72	26.2	0.63	0.22
Ash pumpkin (Ash guord)	18	0.8	0.15		0.01	0.15	14.17	9.14	19.27	23.62	0.48	0.13
Cho-Cho	19	0.58	0.12	0.3	0.04	0.07	63.81	23.76	20.55	13.02	0.49	0.12
Thalana batu (Little prince)	21	1.28	0.39	24.33	0.12	0.09	38.63	2.4	12.38	19.62	0.31	0.22
Thalana batu (Thai eggplant)	21	1.45	0.26	18.33	0.11	0.09	31.18	2.71	17.24	37.22	0.37	0.24
Thibbatu	61	1.66	1.96	15.89	0.03	1.02	72.39	10.8	105	57.46	1.06	0.59
Kohila yams	27	0.64	0.16	1.72	0.01	0.14	4.64	1.67	52.33	33.95	0.61	1.62
Kehel muwa	19	1.36	0.63	4.27	0.02	0.12	40.51	8.16	35.09	31.43	0.38	0.39
Ambaralla	37	0.73	0.44	3.36	0.01	0.1	44.49	35.51	20.7	9.28	0.7	0.12
Mango	50	0.75	0.09	14.5	0.02	0.14	34.89	91.63	28.56	17.74	0.5	0.09
Mushroom	27	2.54	0.42	-	0.15	0.13	7.81	11.56	0.9	14.42	1.32	0.79
Dambala	21	1.84	0.2	38.74	0.08	0.4	33.69	19.82	68.24	31.38	1.2	0.44
<b>Coconuts nuts</b>	<b>390</b>	<b>3.67</b>	<b>39.92</b>	<b>-</b>	<b>0.05</b>	<b>0.11</b>	<b>14.86</b>	<b>-</b>				

**Root Crop**

Sweet potato	108	1.27	0.33	NA	0.04	0.09	14.44	22.2	28.93	21.05	0.51	0.14
Manioc	78	0.92	0.19	NA	0.07	0.2	0.1	1.95	25.31	19.08	19.78	23.73
Nelum ala/Lotus root	79	1.94	0.93	NA	0.05	0.19	26.49	26.63	37.71	26.58	3.34	0.35
Kiriala	87	3.96	0.15	1.19	0.03	0.16	20.17	2.71	30.79	41.52	0.6	0.42
Iniala	103	3.2	0.3	33.14	0.01	0.22	22.19	13.03	40.99	28.98	1.31	0.29

**Leafy Vegetables**

Mukunuwanna	28	3.15	0.55	92.25	0.09	0.27	96.14	3.24	135	45.38	1.7	1.03
Gotukola	15	0.64	0.47	226	0.07	0.23	70.11	6.74	96.31	41.42	1.25	0.66
Kankun	15	0.47	0.37	1614	0.08	0.4	33.69	19.82	49.21	18.35	1.32	0.44
Kathurumurunga	70	8.01	1.35	2097	0.33	0.22	120	121	901	96.64	4.36	0.53
Nivithi	22	2.2	0.47	959	0.06	0.11	74.05	10.26	163	61.37	1.49	0.67
Thampala	32	3.55	0.72	1474	0.21	0.22	74.27	82	258	209	3.5	1.4
Sarana	20	2.42	0.21	1149	0.03	0.13	58.54	9.89	59.57	42.93	0.13	0.75
Kohila leaves	33	4.1	0.83	300	0.02	0.17	56.76	5.56	19.5	20.32	0.25	0.3
Onion leaves	27	2.01	0.26	NA	0.04	0.18	56.8	23.38	35.21	74.95	3.15	0.77
Cabbage leaves	30	3.63	0.27	8.66	0.05	0.24	63.46	40.76	170	18.47	2.67	0.35
Salad leaves	19	1.05	0.24	NA	0.1	0.06	37.48	11.64	58.23	36.89	2.07	0.27
Cauliflower	23	2.09	0.48	0.14	0.06	0.11	46.67	50.17	22.44	18.52	0.76	0.27
Jackfruit pods	25	2.14	0.34	NA	0.03	0.04	30.7	24.77	37.32	26.08	0.3	0.17
Jackfruit seeds	77	5.66	0.44	NA	0.02	0.08	58.91	15.24	40.87	50.14	0.52	0.42

**Meat**

Chicken	176	23.14	9.24	6.88	0.07	0.49	10.09	-	15.06	20.18	0.75	0.64
Beef	160	23.3	7.45	2.15	0.08	0.32	1.93	-	4.8	28.54	2.41	3.31
Mutton	138	20.37	6.23	2.7	0.13	0.28	1.73	-	7.58	19.5	1.62	5.05
Pork	161	18.83	9.5	1.9	0.09	0.28	8.15	-	6.58	8.9	0.79	0.8

**Fish**

Balaya	96	21.28	1.12	21.01	0.15	0.12	7.89		6.45	26.02	0.68	0.46
Seer	136	22.28	5.18	81.9	0.07	0.16	15.45		9.85	36.73	0.41	0.74

Shark	95	21.6	0.83	1.11	0.04	0.11	8.57	8.44	32.58	0.41	0.74
Paraw	87	20.02	0.7	1.49	0.02	0.16	6.77	8.17	31.68	0.67	0.41
Thalapath	91	16.04	2.88	12.03	0.1	0.13	78.22	7.64	24.89	0.71	0.67
Kelawalla	109	21.47	2.55	15.95	0.17	0.73	77.39	13.35	33.82	0.68	0.64
Haedaella	87	19.88	0.78	12.18	0.04	0.06	11.7	36.6	53	0.54	0.65
Hurulla	88	17.08	2.18	10.02	0.14	1.66	61.66	103	35.45	1.24	1.05
Karalla / Katuwalla	97	21.8	1.06	1.25	0.02	0.1	14.38	37.06	39.05	0.24	0.42
Kumbala / Angila	101	21.51	1.53	16.34	0.1	0.1	7.13	31.27	37.46	1.46	0.67
Salaya / Sudaya	100	19.5	2.39	15.41	0.18	1.39	60.87	435	42.83	1.4	2.3
Theppli / Telapiya /Korali	83	18.48	1.08	17.14	0.18	0.18	8.29	99.39	24.96	2.84	0.88
Prawns	65	14.85	0.56	1.24	0.03	0.1	15.37	37.81	30.5	0.73	1.1
Crabs	45	10	0.55	8.33	0.14	0.18	13.83	37.81	45.93	0.73	1.1
Cuttle fish	76	16.82	0.93	1.93	0.02	0.04	6.22	8.73	35.46	0.62	1.3
Linna	112	20.3	3.37	15.78	0.23	0.68	59.78				
Coppara	97	22.89	0.56	21.51	0.04	0.12	8.08	7.2	30.08	1.2	0.58
Ray (Maduwa)	97	23.98	0.68	7.55	0.02	0.21	25.59	9.16	24.61	0.74	0.44

#### Dried Fish

Dried sprats	259	51.16	5.92	12.83	0.25	0.62	438	1178	162	3.06	4.2
Dried keeramin	311	49.6	12.42	12.92	0.13	2.41	144	555	166	2.58	3.19
Dried thalapath	289	54.68	8.04	9.38	0.04	0.43	97.8	62.75	110	1.96	1.45
Dried katta	275	50.04	8.31	2.48	0.03	0.35	80.4	86.55	92.17	1.47	1.16
Dried balaya	282	63.79	3.37	14.32	0.12	1.98	213	83.48	83.45	3.6	1.44
Dried shark / keelan	267	55.03	5.25	10.31	0.04	0.32	187	42.24	92.94	1.48	0.66

#### Eggs

Hen eggs (Country)	170	13.14	13	208	0.08	0.18	54.6	50.14	11.04	1.64	1.12
Hen eggs (Table)	135	13.55	9.03	200	0.19	0.19	49.46	63.3	12	2.39	1.73
Quail eggs	153	12.39	11.46	153	0.11	0.17	54.86	60.67	11.21	2.55	1.51

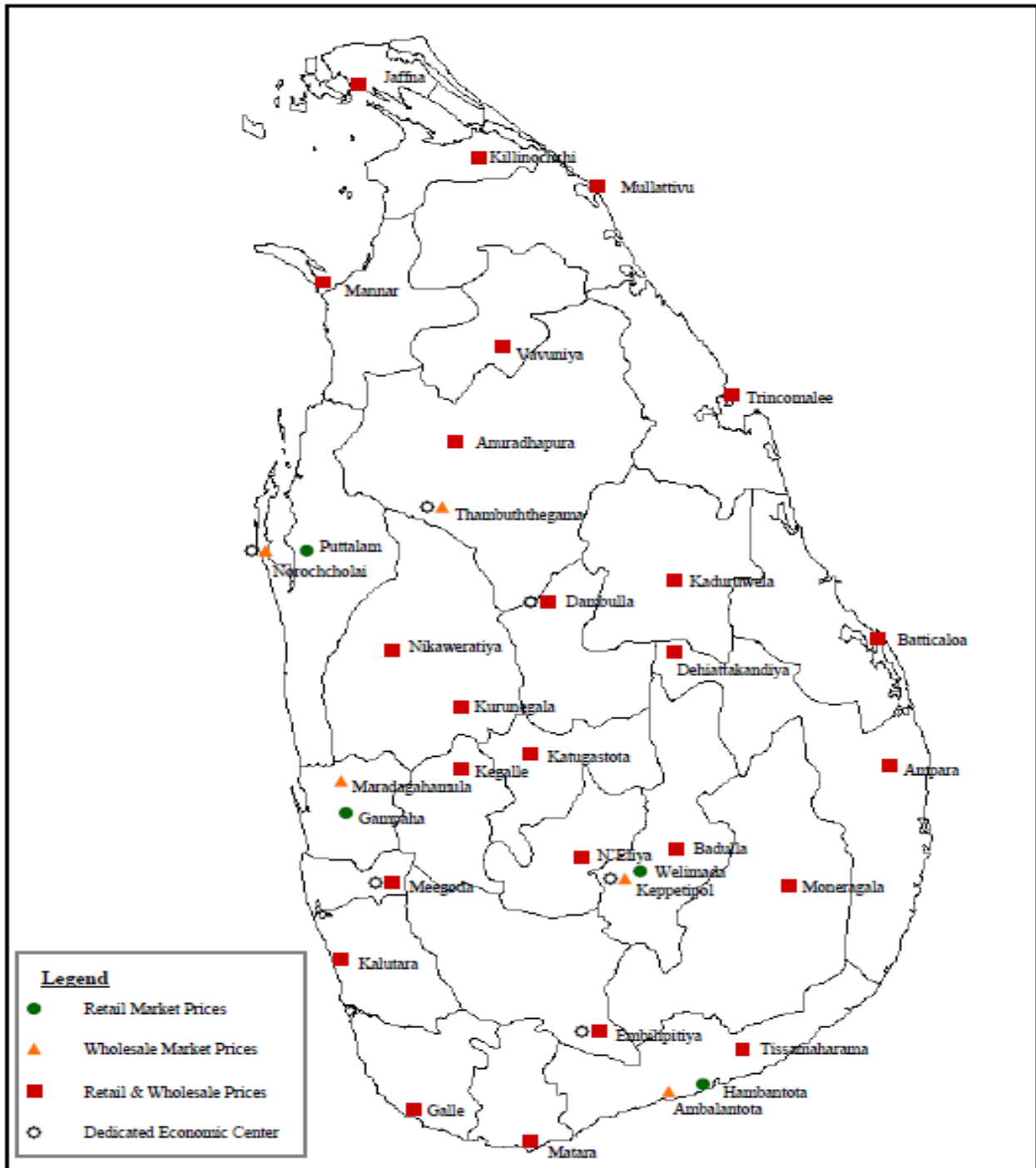
#### Fruits

Banana Embul	109	1.11	1.09	9.68	0.05	0.64	32.98	13.61	9.39	25.67	0.51	0.23
Anamaalu	102	1.04	0.72	16.4	0.04	0.65	21.07	3.66	8.06	27.02	0.51	0.23

Koli kuttu	107	1.38	0.34	8.8	0.03	0.47	18.12	7.71	8.56	38	0.32	0.14
Pineapple	37	0.41	0.17	5.76	0.04	0.12	17.86	39.36	10.37	10.71	0.3	0.09
Papaya	26	0.42	0.16	171	0.11	0.04	54.85	48.62	16.77	8.9	0.23	0.08
Mangoes (Karthakolomban)	79	0.8	0.92	259	0.01	0.1	35.52	17.74	3.12	6.72	0.1	0.08
Mangoes (Vilad)	44	0.76	0.58	146	0.05	0.26	67.6	29.97	16.93	14.79	0.65	0.19
Apple	62	0.29	0.64	0.36	0.02	0.08	3.43	2.9	3.12	6.72	0.1	0.08
Avacado	144	2.95	13.86	2	0.08	0.18	67.17	9.36	28.48	48.14	0.81	0.75
Wood apple	78	3.09	3.62	0.46	0.01	0.14	6.07	13.58	59.15	25.16	0.45	0.32
Orange	46	1.07	0.37	23.44	0.01	0.28	14.46	20.19	31.18	20.36	0.81	0.35
Guava	39	1.53	0.38	19.67	0.01	0.11	25.24	30.88	6.59	12.02	0.53	0.33
Grapes	49	0.95	10.69	3.22	0.04	0.1	7.07	20.51	7.27	6.86	0.28	0.07
Melon	19	0.65	0.16	130	0.02	0.11	6	8.24	4.05	9.76	0.15	0.1

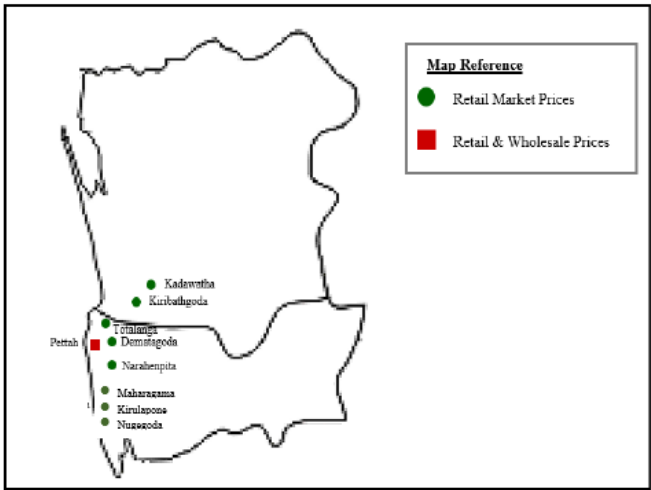
**Source: Sri Lanka Food Composition Tables, Ministry of Health - 2021.**

# Price Collecting Areas



**Legend**

- Retail Market Prices
- ▲ Wholesale Market Prices
- Retail & Wholesale Prices
- Dedicated Economic Center





HARTI



Ministry of Agriculture

## Food Systems and Market Research Division & Information Division

Hector Kobbekaduwa Agrarian Research and Training Institute

No. 114, Wijerama Mawatha, Colombo 07.

Phone: 011-2696981 Fax: 011-2682283

E-mail: mfpaharti@yahoo.com

Web: www.harti.gov.lk

www.mobilink.lk

**දෛනික චිළචිචි තොග මිල, ජංගම දුරකථනයෙන්**

හෙක්ටර් කොච්චිකඩුව ගොවි කරියතු පර්යේෂණ හා පුහුණුවීර්මේ ආයතනය අනුමුතයෙන්

**මොබිටෙල් ජංගම මිල දර්ශනය**

ජාතික ජංගම දුරකථන ජාලයෙන්

**6666** අමතන්න.

මොබිටෙල් අද මිල - අඟ පහ

මොබිටෙල් ජංගම දුරකථන ජාලයෙන් චිළචිචි තොග මිල දර්ශනය.

විකාශිතයාට රු.2/-

විකාශිතයාට රු.2/-