

RETAIL MARKET AT A GLANCE

Summary

Rice



Prices of local rice varieties have increased in the range of Rs.1.00-4.00/kg due to limited supply.

(Page No.01)

Other Field Crops



Prices of local red onion (vedalan) and imported red onion have decreased by Rs.41.00/kg and Rs.22.00/kg respectively while the price of imported big onion has increased by Rs.2.00/kg. Price of Nuwara Eliya potato has increased by Rs.7.00/kg while price of imported potato has decreased by Rs.6.00/kg. Prices of all pulses varieties have increased.

(Page No.02-04)



Vegetables



Prices of most of the vegetable have decreased considering the up country vegetables. The highest price decrease was reported for beetroot as Rs.84.00/kg followed by cabbage Rs.53.00/kg. With regard to low country vegetables, the highest price decrease was reported for snake gourd as Rs.45.00/kg followed by long beans Rs.37.00/kg.

(Page No.04-05)

Coconut



Prices of both large and small nuts have not changed significantly. Prices ranged Rs.100.00-120.00/nut for large nuts and Rs.80.00-100.00/nut for small nuts.

(Page No.05-06)

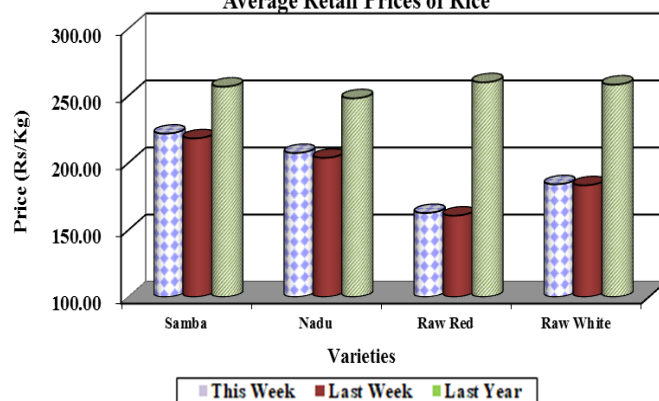
Fish



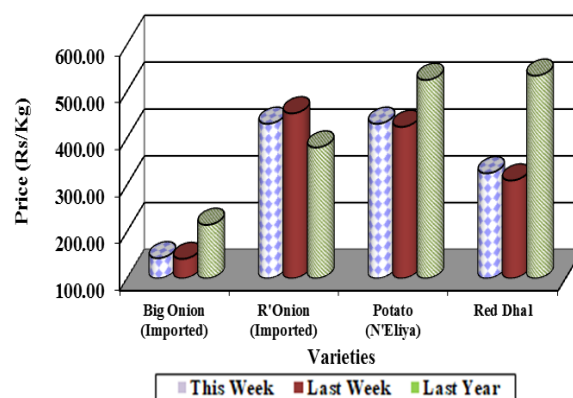
Prices of most of the fish varieties have decreased due to increased supply from main producing areas. The highest price decrease was reported for hurulla (Rs.91.00/kg) followed by balaya (Rs.87.00/kg).

(Page No.07-08)

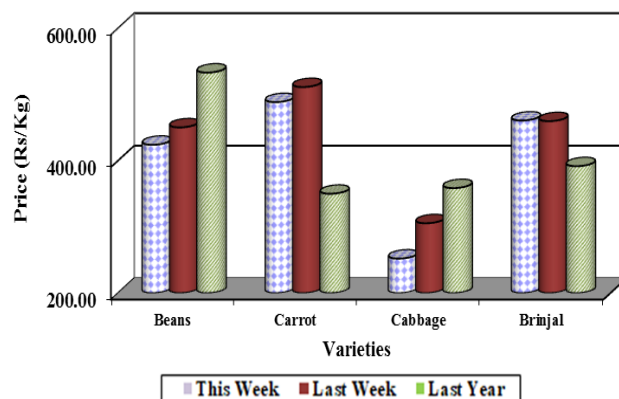
Average Retail Prices of Rice



Average Retail Prices of Other Field Crops



Average Retail Prices of Vegetables



Rice

Wholesale

Prices of most of the local rice varieties have increased due to limited supply. Price of samba grade II has increased by about 1% and price ranges were Rs.195.00-200.00/kg. Prices of both nadu grade I and grade II have increased by 2% and price ranges were Rs.170.00-190.00/kg. Also, price of raw red and raw white has increased by 4% and 1% respectively.

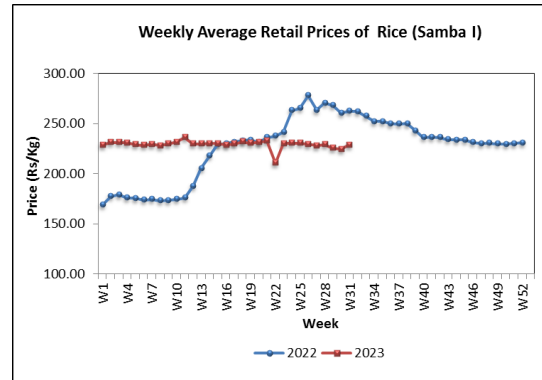
Price of imported samba has increased by 3% due to unavailability of sufficient stocks and the price ranged Rs.215.00-220.00/kg.

Compared to the same period of last year, prices of keeri samba has increased by 2% and prices of samba I, raw red, raw white have decreased in the range of 16%-39%.

Retail

In line with increased wholesale prices, retail price of all local varieties have increased. Price of samba grade I, keeri samba and nadu grade I have increased by Rs.4.00/kg and prices ranged Rs.225.00-230.00/kg, Rs.260.00-280.00/kg and Rs.210.00-220.00/kg respectively. Price of nadu grade II and samba grade II have increased by Rs.3.00/kg and the prices ranged Rs.190.00-210.00/kg and

Rs.200.00-220.00/kg respectively. Price of raw red has increased by Rs.2.00/kg and the price ranged Rs.150.00-180.00/kg.



Prices of imported raw white and imported samba have increased by Rs.2.00/kg and Rs.1.00/kg respectively due to limited stock in the market and price ranged between Rs.190-220.00/kg for raw white and Rs.220.00-240.00/kg for samba.

Compared to the same period of last year, prices of all the local varieties have decreased in the range of 1%-37% while prices of imported samba and imported raw white have increased in the range of 4%-5%.

Paddy

The average farm gate paddy prices of major paddy varieties except long grain red have decreased in most of the major paddy producing areas. The average price of short grain paddy has decreased by Rs.1.00-3.00/kg in Anuradhapura, Kurunegala, Dehiattakandiya and Ampara areas while it has increased by Rs.1.00/kg in Kalawewa

and Rs.3.00/kg in Nikaweratiya areas. The average price of keeri samba paddy has decreased by Rs.5.00-17.0/kg in major producing areas and the reported price range was Rs.110.00-140.00/kg. The average price of long grain white paddy has decreased by Rs.1.00/kg in Anuradhapura, Kurunegala and Ampara areas while it has increased by Rs.1.00-3.00/kg in Kalawewa and Dehiattakandiya areas. However, the average price of long grain red paddy has increased by Rs.1.00-4.00/kg in major producing areas such as Matara, Hambantota and Embilipitiya areas and the prices ranged Rs.83.00-86.00/kg.

Compared to the same period of last year, the average farm gate paddy prices of all paddy varieties in all producing areas except keeri samba in Polonnaruwa have decreased by 5%-38% and the highest price decreased was reported for long grain red paddy.

Dried Chillies

Wholesale

Price of imported dried chillies has decreased by 4% and the price ranged Rs.1050.00-1100.00.

Compared to same period of last year, price of imported dried chillies has decreased by 28%.

Retail

Price of imported dried chillies has decreased by Rs.14.00/kg and the price ranged Rs.1200.00-1400.00/kg.

Compared to the same period of last year, price of imported dried chillies has decreased by 35%.

Onion

Wholesale

Prices of local red onions (vedalan) have decreased by 25% due to increased supply of local stocks and the price ranged Rs.280.00-350.00/kg. Prices of imported big onions have increased by 10% and the price ranged Rs.110.00-120.00/kg.

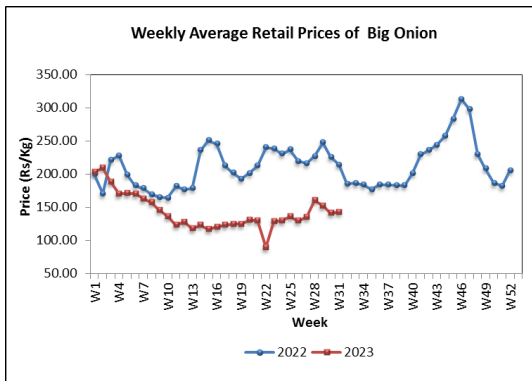
Compared to same period of last year, prices of local red onions (vedalan) and imported big onions have decreased by 1% and 29% respectively.

Retail

Prices of imported red onion and local red onion (vedalan) have decreased by Rs.22.00/kg and Rs.41.0000/kg respectively due to availability of sufficient stocks at the market. Price

ranged between Rs.400.00-500.00/kg for imported red onion and Rs.400.00-650.00/kg for local red onion.

Price of imported big onion has increased by Rs.2.00/kg and price ranged Rs.120.00-160.00/kg.



Compared to the same period of last year, price of imported red onions has increased by 13% while price of imported big onion have decreased by 33%.

Potato

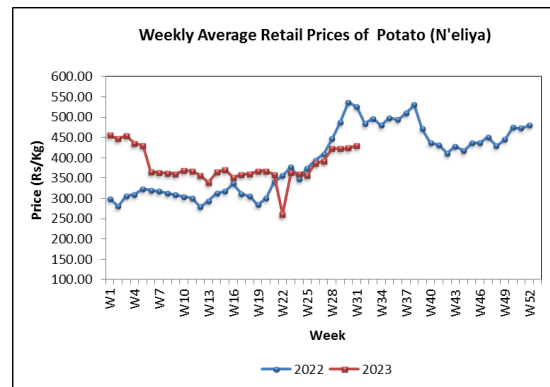
Wholesale

Prices of local potato has increased by 3% due to limited stocks at the market and price ranged Rs.320.00-350.00/kg. Price of imported potato has decreased by 9% due to increased supplies and the price ranges were Rs.170.00-185.00/kg.

Compared to same period of last year, prices of both local and imported potatoes have decreased by 3% and 9% respectively.

Retail

Price of Nuwara Eliya potato has increased by Rs.7.00/kg and the price ranges were Rs.400.00-450.00/kg. Meanwhile, the price of imported potato has decreased by Rs.6.00/kg and price ranged between Rs.190.00-Rs.260.00/kg.



Compared to the same period of last year, price of Nuwara Eliya potato have decreased by 18%.

Pulses

Wholesale

Prices of all types of pulses have increased in the range of 3%-7% due to limited stocks at the market and price ranged Rs.900.00-950.00/kg for green gram, Rs.800.00-850.00/kg for white cowpea, Rs.850.00-900.00/kg for red cowpea and Rs.290.00-295.00/kg for red dhal.

Compared to the same period of last year, prices of green gram, cowpea white, cowpea red have increased in the range of

18%-32% while price of red dhal has decreased by 35%.

Retail

In line with the wholesale prices, retail prices of all types of pulses have increased. Price of red cowpea has increased by Rs.82.00/kg and the price ranged Rs.880.00-Rs.1250.00/kg. All other pulses have increased by Rs.16.00-Rs.47.00/kg and the price ranges were Rs.1000.00-1400.00/kg for green gram, Rs.850.00-1250.00/kg for white cowpea and Rs.300.00-360.00/kg for red dhal.

Compared to the same period of last year, price of red dhal has decreased by 40% while prices of red cowpea, white cowpea and green gram have increased by 40%, 17% and 23% respectively.

Vegetable

Wholesale

Prices of all up country varieties have decreased and prices of most of the low country varieties have increased.

Considering up country varieties, the highest price decrease was reported for leeks as 14%, followed by carrot as 10% due to increased supply from Nuwara Eliya areas. Price of cabbage also has decreased by 10% due to increased supply from Bandarawela areas. Due to increased

supply from Puttalam areas price of beetroot has decreased by 8% and prices of beans, raddish and knolkhol have decreased in the range of 1%-5%.

With the slight changes of the market demand price of tomato has decreased by 2% and the price of capsicum has decreased by 8% due to increased supply from Puttalam areas.

Considering low country varieties, the highest price increased was reported for drumstick as 42% due to decrease supply from Jaffna and Embilipitiya areas. Prices of luffa and snake gourd have increased by 17% and 14% due to decreased supply from Kandy areas and price of pumpkin has increased by 15% due to decreased supply from Mahavilachchiya and Rajanganaya areas. Price of cucumber has increased by 14% due to decreased supply from Puttalam and Kandy areas and prices of brinjal and long beans have increased by 7% due to decreased supply from Embilipitiya and Puttalam areas respectively.

However, price of ladies fingers has decreased by 17% due to increased supply from Puttalam areas and price of bitter gourd has decreased by 16% due to increased supply from Kandy area.

Due to increase supply from Puttalam area price of green chilies has decreased by 24% and price of lime has increased by 1%.

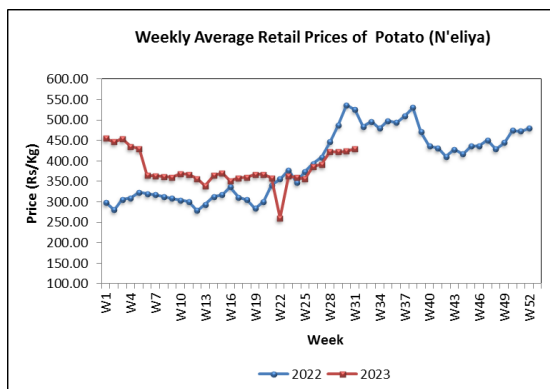
Weekly Food Commodities Bulletin

Compared to the same period of last year, prices of most of the varieties have decreased and the highest price decrease was reported for ladies fingers as 49%.

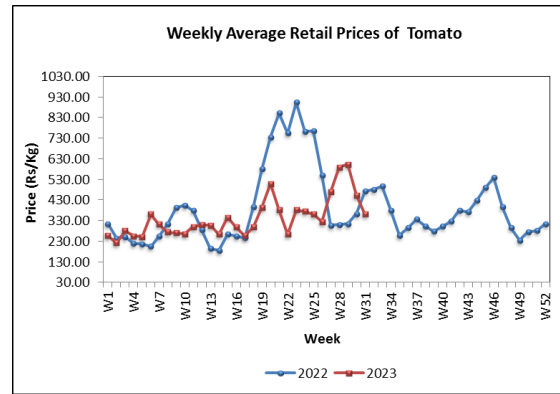
Retail

In line with the decreased wholesale price retail price of most of the vegetable varieties have also decreased.

Considering up country varieties the highest price decrease was reported for beetroot as Rs.84.00/kg followed by cabbage as Rs.53.00/kg. Prices of beans and raddish have decreased by Rs.26.00/kg and Rs.16.00/kg respectively. Both leeks and carrot have decreased by around Rs.22.00/kg. Moreover, knolkhol has decreased by Rs.11.00/kg.



Price of tomato and capsicum have decreased by Rs.91.00/kg and Rs.24.00/kg respectively.



Considering low country varieties, the highest price decrease was reported for snake gourd as Rs.45.00/kg followed by long beans as Rs.37.00/kg. Prices of bitter gourd, ladies fingers, luffa have decreased by Rs.33.00/kg, Rs.23.00/kg and Rs.26.00/kg respectively. However, prices of pumpkin and brinjal have increased by Rs.8.00/kg and Rs.1.00/kg respectively.

Further, prices of green chilies have decreased by Rs.50.00/kg and the price of lime has increased by Rs.2.00/kg.

Compared to the same period of last year, prices of most of the varieties have decreased and the highest decrease was reported for capsicum as 44%.

Coconut

Wholesales

Prices of large and small nuts have increased by 1% and 2% respectively. Price ranges were Rs.90.00-100.00/nut for

a large nut and Rs.75.00-85.00/nut for a small nut.

Compared to the same period of last year, prices of large and small nuts have increased by 25% and 16% respectively.

Retail

Prices of both large nut and small nuts have not changed significantly. Price ranges were Rs.100.00-120.00 for a large nut and Rs.80.00-100.00 for a small nut.

Compared to the same period of last year, prices of large and small nut have increased by 16% and 15% respectively.

Fruits

Wholesale

Prices of most of fruit varieties have increased due to limited availability of stocks and high demand. The highest price increase of 28% was reported for karthakolomban- mango due to unavailability of sufficient stocks with end of the harvesting season. Price of papaw has increased by 26% due to limited supply while price of king coconut has increased by 25% due to high demand with dry weather. Price of slime apple and passion fruit increased by 20% and 13% respectively with availability of quality stocks. Further,

prices of all sizes of pineapple have increased in the range of 12%-13% with unavailability of sufficient stocks.

However, prices of avocado have decreased by 16% due to availability of small sized ripe fruit stocks. Price of wood apple has decreased by 7% due to availability of sufficient stocks with commencement of harvesting season while price of orange has decreased by 11% due to availability of small sized low quality stocks. Price of grapes decreased by 8% with availability of China stocks.

Compared to the same period of last year, price of most of the fruit varieties have increased and the highest price increase of 189% was reported for wood apple.

Retail

Prices of most of the fruit varieties have increased in line with the increased wholesale prices. The highest price increase of Rs.114.00/fruit was reported for large sized pineapple. Further, prices of and both small and medium sized pineapple have also increased by Rs.70.00-72.00/fruit due to unavailability of sufficient stocks in the market. The price of papaw has increased by Rs.32.00/kg.

In addition, the price of kolikuttu, seeni and ambul banana have increased in the range of Rs.2.00-10.00/kg due to limited supply from main producing areas. Further, prices of vilad and slime apple have increased by Rs.23.00/fruit and Rs.11.00/fruit respectively.

Meanwhile, the highest price decrease of Rs.113.00/kg was reported for imported grapes due to availability of sufficient China stocks and prices of wood apple and avocado have decreased by Rs.11.00/fruit and Rs.8.00/fruit respectively.

Compared to the same period of last year, price of the most of the fruit varieties have increased and the highest price increase was reported for large sized pineapple as 114%.

Fresh Fish

Wholesale

Prices of most of the fresh fish types have decreased due to increased supply. The highest price decrease of 14% was noted for hurulla due to high supply from Kalpitiya and Mullaitivu areas, and the price ranged Rs.680.00-850.00/kg. A price decrease of 11% was noted for mora and balaya due to high supply from Beruwala, Mannar and Kalmunai areas and their prices ranged Rs.900.00-1250.00/kg and Rs.1800.00-1050.00/kg respectively.

Likewise, a price decrease of 8% was noted for thalapath due to high supply from Negombo and Walachchenai areas and the price ranged Rs.1500.00-2300.00/kg. Also, prices of salaya and paraw have decreased by 3%-5% respectively.

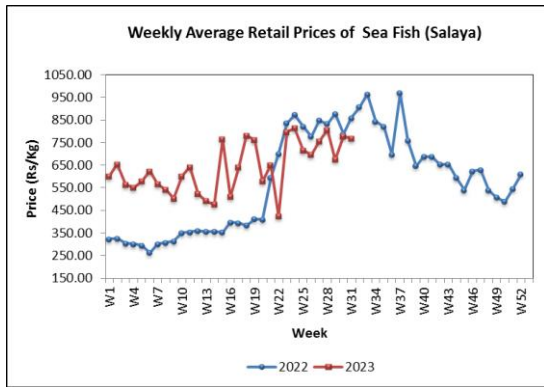
However, a price increase of 6% was noted for thora due to low supply from Northern areas, and the price ranged Rs.2300.00-3200.00/kg. Price of kelawalla has increased by 2% and price of shrimps has increased by 1%.

Compared to the same period of last year, prices of most of the fresh fish types have increased in the range of 1%-22% and the highest price increase was noted for shrimps.

Retail

In line with decreased wholesale prices, retail prices of most types of fresh fish have also decreased due to increased supply. The highest price decrease was reported for hurulla Rs.91.00/kg followed by Rs.87.00/kg for balaya and Rs.83.00/kg for shrimps. The remaining types have decreased in the range of Rs.10.00-50.00/kg.

Weekly Food Commodities Bulletin



However, prices of thora and kelawalla have increased by Rs.67.00/kg and Rs.19.00/kg respectively due to limited supply.

Compared to the same period of last year, prices of most types of fresh fish have increased in the range of 9%-17% and highest price increase was reported for shrimps.

Dried Fish

Wholesale

Due to increase of local dried fish supply, prices of most of the local and imported dried fish types have decreased. The highest price decrease of 10% was noted for local balaya due to high supply from Negombo and Beruwala areas and the price ranged Rs.1450.00-1600.00/kg. A price decrease of 8% was noted for local salaya due to high supply from Chilaw and Puttalam areas and the price ranged

between Rs.780.00-920.00/kg. likewise, a price decrease of 6% was noted for local mora due to high supply from Negombo and Mannar areas, and the price ranged between Rs.1750.00-1950.00/kg. In addition, price of local maduwa has decreased by 2%.

However, a price increase of 2% was noted for local sprats due to low supply from Trincomalee and Mannar areas, and the price ranged between Rs.2000.00-2300.00/kg. In addition, price of imported anguluwa has increased by 1%.

Compared to the same period of last year, prices of all dried fish types except local sprats have decreased in the range of 10%-35% and the highest price decrease was reported for imported sprats.

Retail

Prices of all types of dried fish except local sprats have decreased due to sufficient supply with increased of local production. The highest price decrease was reported for maduwa as Rs.83.00/kg. Prices of anguluwa and balaya have decreased by Rs.61.00/kg and Rs.49.00/kg respectively. Further, prices of salaya and mora have decreased by Rs.39.00/kg and Rs.30.00/kg respectively. Price of local sprat has increased by Rs.37.00/kg due to insufficient supply.

Compared to the same period of last year, prices of all types of dried fish have decreased in the range of 8%-33%.

Eggs

Wholesale

Brown eggs were not available in most of the markets as previous weeks. However, a small quantity of medium sized brown eggs was available in some markets with the price of Rs.52.00/egg. Price of white eggs has decreased by 9% and the price ranged Rs.50.00-54.00/egg.

Compared to the same period of last year, prices of both brown and white eggs have increased by 11% and 16% respectively.

Retail

Prices of both brown and white eggs have decreased by Rs.5.00/egg due to availability of imported eggs at the market. Price range Rs.51.00-55.00/egg for white eggs and average price of a brown egg was Rs.53.00.

Compared to the same period of last year, prices of both brown and white eggs have increased by 2% and 5% respectively.

Meat

Retail

Prices of all types of meat except pork have decreased due to low demand. Price of mutton has decreased by Rs.30.00/kg. Prices of both skinless broiler chicken and skin- less curry chicken have decreased in the range of Rs.18.00-20.00/kg. Price of beef has decreased by Rs.13.00/kg. However, price of pork has not changed significantly.

Compared to the same period of last year, price of all types of meat have increased in the range of 8%-31%.

EXPLANATORY NOTE

The Food Commodities Bulletin is a weekly publication containing information relating to wholesale and retail prices of selected food commodities in nine selected markets in and around Colombo and main markets in the major producing areas.

The information is analyzed and presented as prevailing prices, price ranges, averages, and a comparison of weekly prices. The changes in prices reported are always with price prevailed during the previous week unless otherwise stated.

The frequency of collection of wholesale price information is twice a week (i.e. Tuesday and Friday) while with retail prices, it is thrice a week (i.e. Friday, Monday, and Tuesday).

Table 01: Selected Markets: Wholesale Price of Rice (Rs/50Kg Bag)

Week 31: 28 July - 03 August 2023

LOCATIONS	Rice Varieties													
	Samba 1		Samba 2		Keeri Samba		Nadu 1		Nadu 2		Raw Red		Raw White	
Colombo	10250	10500	9750	10000	12750	13000	8750	9500	8500	8500	7250	7500	8000	8500
Divulapitiya	11200	11350	9500	10000	12800	12900	10700	10700	8000	8500	7200	7300	7500	8000
Kurunegala	11250	11250	10400	10500	12750	13000	10250	10250	8000	8400	8000	8000	7900	8000
Nikaweratiya	10750	11300	9500	9600	12500	13100	10250	10600	7800	8000	7750	8250	7600	7900
Badulla	-	-	-	-	-	-	-	-	9000	9500	7000	7250	7500	7750
Puttalam	11200	11350	-	-	12500	12900	10250	10800	7850	8250	8250	8750	8000	8350
Dambulla	11300	11350	9750	10000	12900	12950	10250	10300	8000	8500	7000	7250	7750	8000
Anuradhapura	11000	11350	-	-	12900	13000	10500	10750	8750	9500	8250	8750	8000	8750
Tambuttegama	-	-	9750	10250	12900	13500	-	-	8200	8400	-	-	7700	7900
Polonnaruwa	11250	11300	-	-	12700	12750	10700	10750	-	-	8500	8750	-	-
Kalutara	-	-	10000	10250	13000	13250	-	-	8500	8750	7500	7750	8500	8750
Ampara	10600	11500	-	-	12600	12600	10750	10750	8300	8300	7000	7000	7100	7100
Kandy	11000	11200	9800	10000	12750	13000	10000	10150	8500	8750	7000	7500	8250	8750
Moneragala	11000	11250	9750	10250	12900	13000	10500	10750	8750	9750	6750	7250	7250	7750
Kegalle	-	-	-	-	-	-	-	-	-	-	-	-	-	-
Dehiattakandiya	11000	11250	-	-	13000	13000	10500	10500	8750	9500	8000	8250	7000	8250
Hambantota	11250	11250	-	-	12750	12900	-	-	-	-	6350	6600	7750	8000
Matara	10750	11000	10000	10250	12950	13000	9500	10000	-	-	6900	7000	8000	8150
Galle	11000	11250	-	-	13000	13000	10500	10900	-	-	6900	7500	7900	8250
Meegoda	10500	10700	-	-	13000	13000	-	-	8250	8600	6400	7000	7850	8150
Tissamaharama	-	-	9750	10000	12750	12750	-	-	8500	8750	6400	6600	7700	7800
Embilipitiya	10900	11000	-	-	12800	12950	10350	10450	-	-	6850	7000	7350	7450
Jaffna	-	-	9750	10250	12750	12750	-	-	7600	7900	7000	7200	-	-
Vavuniya	10400	10500	-	-	13250	13400	8750	9000	8500	8700	6500	6900	8250	8400
Mannar	10250	10500	-	-	12900	13000	8750	9000	8250	8500	7500	7750	8500	8750
Killinochchi	11000	11250	-	-	13000	13250	9000	9250	8250	8500	7000	7250	8500	8750
Mullattivu	11000	11250	-	-	12750	13000	9250	9500	8750	9000	7000	7250	8700	8750
Batticaloa	11100	11350	-	-	13150	13350	9250	9400	-	-	7700	7900	8700	8800
Trincomalee	10250	10750	-	-	12500	12750	9000	9250	8000	8250	6900	7250	-	-
Galenbindunuwew	10750	11350	-	-	12900	13000	10600	10600	8500	8900	8250	8750	7750	8250
Matale	11200	11250	10250	10400	12900	12950	10000	10250	8500	8750	7500	7750	8000	8250

Table 02: Selected Markets: Retail Price of Rice (Rs/Kg)

Week 31: 28 July - 03 August 2023

11

LOCATIONS	Rice Varieties													
	Samba 1		Samba 2		Keeri Samba		Nadu 1		Nadu 2		Raw Red		Raw White	
Colombo	225.00	230.00	200.00	220.00	260.00	280.00	210.00	220.00	190.00	210.00	150.00	180.00	170.00	190.00
Gampaha	230.00	230.00	215.00	220.00	270.00	270.00	220.00	220.00	180.00	200.00	160.00	165.00	165.00	180.00
Kurunegala	230.00	230.00	-	-	270.00	270.00	210.00	220.00	180.00	190.00	170.00	180.00	170.00	180.00
Nikaweratiya	230.00	230.00	220.00	220.00	260.00	270.00	210.00	215.00	165.00	174.00	170.00	185.00	160.00	170.00
Dambulla	228.00	230.00	208.00	212.00	260.00	265.00	210.00	212.00	175.00	180.00	155.00	160.00	165.00	170.00
Anuradhapura	230.00	230.00	210.00	220.00	260.00	265.00	215.00	220.00	185.00	200.00	170.00	180.00	165.00	185.00
Thambuththegama	230.00	230.00	210.00	220.00	260.00	270.00	220.00	220.00	170.00	185.00	180.00	190.00	168.00	175.00
Polonnaruwa	228.00	230.00	-	-	258.00	260.00	218.00	220.00	190.00	205.00	180.00	190.00	-	-
Kaluthara	230.00	235.00	-	-	270.00	275.00	-	-	195.00	200.00	160.00	165.00	180.00	185.00
Badulla	-	-	-	-	260.00	270.00	-	-	190.00	200.00	145.00	150.00	160.00	165.00
Keppetipola	227.00	230.00	210.00	214.00	260.00	270.00	210.00	214.00	188.00	190.00	152.00	155.00	175.00	178.00
Moneragala	230.00	230.00	200.00	210.00	260.00	270.00	215.00	220.00	180.00	200.00	140.00	150.00	150.00	160.00
Kegalle	230.00	230.00	-	-	265.00	265.00	210.00	220.00	175.00	200.00	150.00	170.00	180.00	190.00
Ampara	225.00	230.00	200.00	200.00	260.00	260.00	220.00	220.00	175.00	190.00	140.00	150.00	130.00	140.00
Dehiattakandiya	230.00	230.00	-	-	260.00	260.00	220.00	220.00	178.00	200.00	165.00	170.00	150.00	190.00
Nuwaraeliya	227.00	230.00	210.00	215.00	265.00	275.00	210.00	212.00	188.00	192.00	150.00	156.00	175.00	180.00
Kandy	228.00	230.00	210.00	215.00	265.00	270.00	210.00	220.00	190.00	195.00	150.00	165.00	175.00	185.00
Puttalam	230.00	230.00	-	-	260.00	265.00	212.00	220.00	165.00	180.00	170.00	190.00	165.00	180.00
Hambantota	230.00	230.00	-	-	260.00	260.00	-	-	-	-	135.00	140.00	160.00	165.00
Rathnapura	230.00	240.00	-	-	-	-	-	-	185.00	190.00	146.00	152.00	170.00	176.00
Matara	230.00	230.00	215.00	220.00	260.00	260.00	210.00	220.00	200.00	200.00	140.00	145.00	165.00	176.00
Galle	230.00	230.00	-	-	260.00	260.00	220.00	220.00	-	-	145.00	160.00	160.00	175.00
Tissamaharama	-	-	200.00	205.00	260.00	260.00	-	-	175.00	180.00	132.00	135.00	156.00	160.00
Meegoda (DEC)	220.00	230.00	-	-	260.00	275.00	-	-	180.00	190.00	140.00	150.00	160.00	170.00
Embilipitiya	220.00	225.00	-	-	260.00	270.00	210.00	220.00	-	-	138.00	148.00	160.00	170.00
Jaffna	-	-	215.00	220.00	260.00	265.00	185.00	190.00	160.00	170.00	145.00	155.00	-	-
Vavuniya	220.00	228.00	-	-	275.00	282.00	200.00	210.00	190.00	195.00	150.00	160.00	175.00	178.00
Mannar	-	-	215.00	220.00	265.00	270.00	195.00	200.00	175.00	185.00	155.00	160.00	180.00	190.00
Killinochchi	230.00	235.00	-	-	270.00	280.00	195.00	200.00	175.00	185.00	150.00	155.00	180.00	185.00
Mullaittivu	225.00	230.00	-	-	260.00	265.00	195.00	200.00	180.00	190.00	145.00	150.00	180.00	185.00
Batticaloa	230.00	235.00	-	-	268.00	275.00	190.00	198.00	-	-	160.00	165.00	180.00	185.00
Trincomalee	220.00	230.00	-	-	260.00	270.00	190.00	200.00	175.00	185.00	150.00	160.00	190.00	195.00
Hanguranketha	228.00	230.00	210.00	218.00	258.00	260.00	210.00	217.00	170.00	185.00	145.00	156.00	158.00	188.00
Veyangoda	230.00	230.00	210.00	215.00	260.00	270.00	200.00	220.00	175.00	180.00	145.00	160.00	160.00	170.00
Galenbindunuwewa	220.00	230.00	-	-	260.00	265.00	215.00	215.00	180.00	185.00	170.00	190.00	160.00	170.00
Bandarawela	-	-	205.00	210.00	260.00	265.00	-	-	190.00	200.00	145.00	150.00	165.00	170.00
Matale	226.00	230.00	210.00	215.00	259.00	260.00	210.00	215.00	180.00	190.00	160.00	165.00	160.00	170.00

Table 04: Selected Markets: Wholesale Price of Subsidiary Food (Rs/50Kg)

Week 31: 28 July - 03 August 2023

LOCATION	Dried Chillies	Red Onion		Big Onion	Potato			Pulses		
	Imported	Imported	Local		Imported	Welimada	Nuwara Eliya	Green Gram	Cowpea	Red Dhal
Colombo	52500 - 55000	-	14000 - 17500	5500 - 6000	8500 - 9250	-	16000 - 17500	45000 - 47500	40000 - 42500	14500 - 14750
Kurunegala	53750 - 55000	20500 - 20500	-	5000 - 5750	9000 - 9750	-	-	46250 - 47500	37500 - 42500	14250 - 14500
Nikaweratiya	52500 - 55000	19000 - 21000	16500 - 16500	6000 - 6250	9250 - 9750	-	-	45000 - 47000	30000 - 33750	14500 - 14750
Dehiattakandiya	55000 - 57500	21500 - 22500	17500 - 17500	4500 - 6500	10000 - 11000	-	16500 - 16500	37500 - 47500	35000 - 35000	14500 - 14750
Dambulla (DEC)	53000 - 54500	-	12500 - 13500	4000 - 5250	8500 - 9250	-	16500 - 16750	40000 - 40500	30000 - 32500	14000 - 14500
Anuradhapura	57500 - 62500	22000 - 25000	14000 - 18000	6000 - 6500	10000 - 11000	-	-	42500 - 50000	32500 - 40000	14500 - 15000
Thambuththegama	52500 - 57500	-	15000 - 17500	4250 - 5750	8750 - 9750	-	15500 - 16500	40000 - 45000	30000 - 32500	14250 - 14750
Polonnaruwa	60000 - 61000	-	-	6000 - 6500	11500 - 11750	-	19250 - 19500	42500 - 42750	-	15250 - 15500
Kaluthara	55000 - 57500	19000 - 20000	18000 - 19000	6250 - 6750	9000 - 9250	-	16500 - 16750	47500 - 49000	41000 - 42500	14750 - 15000
Puttalam	52000 - 60000	-	11000 - 13500	5000 - 6000	10250 - 11000	-	16000 - 17500	37500 - 45000	32500 - 35000	15250 - 15900
Kandy	55000 - 57500	-	16000 - 16250	4250 - 5750	8750 - 9750	-	16000 - 16500	46000 - 47500	39000 - 40000	14500 - 15250
Matara	57500 - 60000	20000 - 21000	17500 - 18000	5500 - 6000	9500 - 10500	-	17000 - 18000	47500 - 49000	42500 - 44000	14000 - 14750
Hambantota	55000 - 60000	-	17500 - 18000	5500 - 6000	9500 - 10500	-	-	40000 - 42500	40000 - 42500	14250 - 15000
Kegalle	52000 - 58000	22000 - 22500	13000 - 15000	5900 - 6000	9650 - 9750	-	17000 - 17250	44000 - 46000	36000 - 36500	15000 - 15250
Galle	57500 - 62500	28000 - 29000	19000 - 22500	5750 - 6250	8750 - 9750	-	18000 - 19000	49000 - 50000	30000 - 35000	14000 - 15000
Tissamaharama	58750 - 60000	-	18000 - 18500	6250 - 6500	9750 - 10500	-	-	45000 - 45000	42500 - 42500	14750 - 15000
Meegoda (DEC)	57500 - 57500	-	15000 - 17500	4900 - 5500	9500 - 10000	-	15750 - 16500	47500 - 50000	42500 - 42500	14250 - 14750
Jaffna	50000 - 54000	-	18000 - 20000	6500 - 7000	10000 - 11000	-	-	46500 - 49000	-	14500 - 15000
Vavuniya	62500 - 63000	-	15000 - 18000	4500 - 5750	10000 - 10250	-	-	45000 - 47500	-	14500 - 14900
Mannar	56000 - 57500	20000 - 21000	-	6250 - 6500	9500 - 10000	-	-	45000 - 46250	-	14750 - 15000
Killinochchi	60000 - 62500	-	-	6500 - 7000	10000 - 11000	-	-	47500 - 49000	-	14750 - 15000
Mullattivu	57500 - 60000	-	-	6000 - 6500	11000 - 11500	-	-	52500 - 52500	39000 - 41500	14500 - 15000
Batticaloa	57500 - 58750	-	20000 - 21500	6000 - 6250	11000 - 11250	-	21000 - 22000	51000 - 52750	42000 - 42500	14800 - 15100
Trincomalee	54000 - 57500	-	18500 - 20000	6400 - 6900	-	-	-	-	28000 - 30000	-
Galenbindunuwewa	57500 - 60000	22000 - 23000	-	5000 - 6750	10000 - 10500	-	-	46000 - 51250	30000 - 32500	14750 - 15000
Matale	52500 - 55000	-	13500 - 14000	5250 - 5750	8500 - 9000	-	15000 - 16000	43750 - 45000	38500 - 39000	14250 - 14500

Table 05: Selected Markets: Retail Price of Subsidiary Food Crops (Rs/Kg)

Week 31: 28 July - 03 August 2023

LOCATIONS	Dried Chillies	Red Onion		Big Onion	Potato			Pulses		
	Imported	Imported	Local		Imported	Welimada	Nuwara Eliya	Green Gram	Cowpea	Red Dhal
Colombo	1200.00 - 1400.00	400.00 - 500.00	400.00 - 650.00	120.00 - 160.00	190.00 - 260.00	-	400.00 - 450.00	1000.00 - 1400.00	850.00 - 1200.00	300.00 - 360.00
Gampaha	1200.00 - 1400.00	-	520.00 - 520.00	140.00 - 160.00	240.00 - 260.00	-	440.00 - 440.00	980.00 - 1080.00	800.00 - 880.00	280.00 - 320.00
Kurunegala	1280.00 - 1300.00	400.00 - 480.00	-	140.00 - 150.00	220.00 - 240.00	-	400.00 - 440.00	1200.00 - 1300.00	850.00 - 900.00	300.00 - 320.00
Nikaweratiya	1300.00 - 1350.00	480.00 - 580.00	400.00 - 420.00	140.00 - 160.00	220.00 - 240.00	-	400.00 - 400.00	900.00 - 1000.00	800.00 - 800.00	320.00 - 320.00
Dambulla	1100.00 - 1200.00	-	400.00 - 420.00	120.00 - 130.00	190.00 - 200.00	-	380.00 - 400.00	980.00 - 1100.00	800.00 - 860.00	300.00 - 310.00
Anuradhapura	1200.00 - 1400.00	520.00 - 600.00	380.00 - 480.00	140.00 - 160.00	220.00 - 240.00	-	-	900.00 - 1200.00	700.00 - 850.00	300.00 - 320.00
Thambuththegama	1200.00 - 1300.00	-	440.00 - 480.00	120.00 - 140.00	190.00 - 210.00	-	360.00 - 380.00	900.00 - 1000.00	700.00 - 800.00	285.00 - 300.00
Polonnaruwa	1260.00 - 1350.00	510.00 - 510.00	-	130.00 - 145.00	240.00 - 250.00	-	400.00 - 420.00	900.00 - 960.00	900.00 - 900.00	315.00 - 320.00
Kaluthara	1200.00 - 1220.00	420.00 - 440.00	-	140.00 - 145.00	200.00 - 220.00	-	420.00 - 440.00	1100.00 - 1200.00	900.00 - 950.00	310.00 - 315.00
Badulla	1200.00 - 1300.00	-	400.00 - 480.00	130.00 - 160.00	220.00 - 240.00	400.00 - 440.00	-	1000.00 - 1200.00	850.00 - 900.00	300.00 - 320.00
Keppetipola	1250.00 - 1300.00	-	420.00 - 440.00	130.00 - 140.00	240.00 - 260.00	360.00 - 380.00	-	1250.00 - 1260.00	820.00 - 860.00	310.00 - 320.00
Moneragala	1200.00 - 1400.00	480.00 - 600.00	400.00 - 440.00	140.00 - 160.00	240.00 - 260.00	-	400.00 - 460.00	900.00 - 1100.00	700.00 - 950.00	300.00 - 320.00
Kegalle	1060.00 - 1200.00	400.00 - 550.00	-	150.00 - 160.00	240.00 - 250.00	-	400.00 - 420.00	950.00 - 1000.00	750.00 - 840.00	310.00 - 320.00
Ampara	1200.00 - 1230.00	380.00 - 440.00	-	120.00 - 150.00	220.00 - 245.00	-	400.00 - 400.00	1000.00 - 1240.00	880.00 - 900.00	295.00 - 300.00
Dehiattakandiya	1150.00 - 1200.00	-	400.00 - 480.00	120.00 - 140.00	220.00 - 240.00	-	360.00 - 360.00	780.00 - 1000.00	800.00 - 800.00	300.00 - 300.00
Nuwaraeliya	1250.00 - 1280.00	400.00 - 440.00	-	130.00 - 150.00	240.00 - 260.00	-	380.00 - 400.00	1250.00 - 1280.00	880.00 - 920.00	310.00 - 320.00
Kandy	1260.00 - 1300.00	-	500.00 - 550.00	140.00 - 160.00	220.00 - 240.00	-	380.00 - 400.00	1240.00 - 1300.00	840.00 - 900.00	310.00 - 320.00
Puttalam	1200.00 - 1350.00	-	480.00 - 560.00	120.00 - 180.00	220.00 - 260.00	-	360.00 - 400.00	800.00 - 1100.00	700.00 - 850.00	320.00 - 330.00
Rathnapura	1300.00 - 1400.00	-	380.00 - 420.00	140.00 - 160.00	220.00 - 240.00	-	-	1000.00 - 1300.00	900.00 - 1000.00	300.00 - 320.00
Hambantota	1250.00 - 1400.00	-	400.00 - 440.00	120.00 - 140.00	240.00 - 260.00	-	-	900.00 - 950.00	900.00 - 950.00	300.00 - 320.00
Matara	1250.00 - 1400.00	460.00 - 560.00	430.00 - 450.00	130.00 - 140.00	220.00 - 250.00	-	360.00 - 400.00	1000.00 - 1200.00	900.00 - 950.00	300.00 - 320.00
Galle	1300.00 - 1300.00	600.00 - 650.00	480.00 - 520.00	130.00 - 130.00	200.00 - 220.00	-	400.00 - 420.00	1050.00 - 1200.00	700.00 - 750.00	310.00 - 320.00
Tissamaharama	1200.00 - 1300.00	-	390.00 - 420.00	130.00 - 140.00	200.00 - 230.00	-	-	950.00 - 950.00	900.00 - 900.00	300.00 - 320.00
Meegoda (DEC)	1150.00 - 1200.00	480.00 - 500.00	380.00 - 400.00	120.00 - 130.00	220.00 - 240.00	-	380.00 - 440.00	1000.00 - 1150.00	900.00 - 1000.00	300.00 - 320.00
Embilipitiya	1200.00 - 1350.00	-	400.00 - 440.00	122.00 - 140.00	190.00 - 220.00	-	400.00 - 440.00	950.00 - 1150.00	800.00 - 900.00	295.00 - 320.00
Jaffna	1150.00 - 1250.00	-	480.00 - 520.00	150.00 - 160.00	220.00 - 240.00	-	-	1000.00 - 1050.00	-	280.00 - 285.00
Vavuniya	1350.00 - 1400.00	-	-	140.00 - 150.00	230.00 - 245.00	-	-	1100.00 - 1200.00	-	310.00 - 315.00
Mannar	1250.00 - 1350.00	-	600.00 - 620.00	140.00 - 160.00	220.00 - 240.00	-	-	1000.00 - 1200.00	-	310.00 - 330.00
Killinochchi	1300.00 - 1350.00	-	-	150.00 - 160.00	240.00 - 250.00	-	-	1000.00 - 1050.00	-	320.00 - 330.00
Mullaittivu	1200.00 - 1250.00	-	-	-	240.00 - 250.00	-	-	1100.00 - 1150.00	850.00 - 900.00	300.00 - 320.00
Batticaloa	1250.00 - 1300.00	-	480.00 - 520.00	140.00 - 160.00	240.00 - 250.00	-	500.00 - 540.00	1100.00 - 1150.00	880.00 - 900.00	320.00 - 330.00
Trincomalee	1180.00 - 1250.00	-	400.00 - 460.00	135.00 - 150.00	220.00 - 240.00	-	480.00 - 520.00	1230.00 - 1280.00	660.00 - 720.00	280.00 - 310.00
Hanguranketha	1150.00 - 1320.00	500.00 - 600.00	-	130.00 - 140.00	220.00 - 260.00	-	360.00 - 390.00	950.00 - 1225.00	750.00 - 800.00	285.00 - 300.00
Veyangoda	1200.00 - 1300.00	480.00 - 480.00	-	130.00 - 140.00	220.00 - 240.00	-	380.00 - 400.00	900.00 - 1000.00	900.00 - 940.00	280.00 - 320.00
Galenbindunuwewa	1200.00 - 1250.00	460.00 - 500.00	-	120.00 - 140.00	210.00 - 220.00	-	-	950.00 - 1100.00	650.00 - 700.00	300.00 - 320.00
Bandarawela	1200.00 - 1300.00	520.00 - 560.00	-	140.00 - 150.00	220.00 - 240.00	360.00 - 380.00	-	1100.00 - 1200.00	850.00 - 900.00	300.00 - 320.00
Matale	1150.00 - 1200.00	-	380.00 - 400.00	120.00 - 125.00	200.00 - 205.00	-	380.00 - 420.00	950.00 - 1000.00	900.00 - 1000.00	300.00 - 305.00

Table 06: Selected Markets: Wholesale Price of Vegetables(Rs/Kg)

Week 31: 28 July - 03 August 2023

Locations	Butter Beans	Green Beans	Carrot	Leeks	Beetroot	Knolkhol
Colombo	-	250.00 - 350.00	350.00 - 380.00	120.00 - 140.00	130.00 - 280.00	80.00 - 100.00
Meegoda (DEC)	-	350.00 - 400.00	390.00 - 470.00	130.00 - 160.00	100.00 - 180.00	70.00 - 100.00
Dambulla (DEC)	-	380.00 - 430.00	380.00 - 430.00	100.00 - 130.00	90.00 - 150.00	60.00 - 70.00
Keppetipola (DEC)	-	320.00 - 340.00	360.00 - 380.00	100.00 - 120.00	150.00 - 160.00	80.00 - 100.00
Norochchole (DEC)	-	-	-	-	70.00 - 100.00	-
Nuwara Eliya	-	320.00 - 350.00	390.00 - 400.00	100.00 - 110.00	150.00 - 160.00	90.00 - 100.00
Kandy	-	350.00 - 380.00	430.00 - 450.00	120.00 - 140.00	120.00 - 130.00	60.00 - 80.00
Hambantota	-	320.00 - 380.00	450.00 - 500.00	170.00 - 220.00	180.00 - 240.00	150.00 - 200.00
Thambuththegama (DEC)	-	360.00 - 400.00	420.00 - 440.00	110.00 - 130.00	100.00 - 130.00	60.00 - 80.00
Jaffna	-	480.00 - 560.00	480.00 - 540.00	260.00 - 320.00	220.00 - 280.00	-
Bandarawela	-	280.00 - 320.00	360.00 - 380.00	100.00 - 120.00	120.00 - 140.00	80.00 - 100.00
Veyangoda	-	380.00 - 430.00	420.00 - 450.00	130.00 - 160.00	110.00 - 130.00	80.00 - 100.00

Locations	Raddish	Cabbage	Tomato	Ladies Fingers	Brinjal	Capsicum
Colombo	50.00 - 70.00	120.00 - 150.00	180.00 - 250.00	80.00 - 100.00	300.00 - 350.00	300.00 - 350.00
Meegoda (DEC)	50.00 - 90.00	150.00 - 180.00	200.00 - 250.00	90.00 - 110.00	300.00 - 350.00	350.00 - 400.00
Moneragala	80.00 - 120.00	200.00 - 240.00	250.00 - 280.00	120.00 - 150.00	280.00 - 350.00	400.00 - 450.00
Dambulla (DEC)	30.00 - 45.00	120.00 - 150.00	180.00 - 210.00	60.00 - 70.00	270.00 - 320.00	250.00 - 330.00
Keppetipola (DEC)	40.00 - 50.00	140.00 - 150.00	180.00 - 200.00	80.00 - 90.00	260.00 - 300.00	320.00 - 350.00
Norochchole (DEC)	15.00 - 25.00	-	-	60.00 - 90.00	150.00 - 200.00	220.00 - 270.00
Nuwara Eliya	40.00 - 50.00	160.00 - 170.00	220.00 - 230.00	90.00 - 110.00	290.00 - 320.00	320.00 - 340.00
Kandy	50.00 - 60.00	130.00 - 180.00	200.00 - 220.00	100.00 - 120.00	250.00 - 280.00	300.00 - 320.00
Hambantota	80.00 - 100.00	160.00 - 240.00	200.00 - 250.00	90.00 - 120.00	200.00 - 250.00	400.00 - 450.00
Thambuththegama (DEC)	40.00 - 60.00	170.00 - 200.00	170.00 - 200.00	40.00 - 60.00	250.00 - 300.00	250.00 - 320.00
Tissamaharama	60.00 - 70.00	190.00 - 220.00	320.00 - 340.00	80.00 - 100.00	280.00 - 320.00	340.00 - 370.00
Jaffna	110.00 - 150.00	160.00 - 240.00	340.00 - 400.00	180.00 - 240.00	200.00 - 240.00	300.00 - 350.00
Bandarawela	30.00 - 50.00	130.00 - 150.00	200.00 - 220.00	-	260.00 - 280.00	300.00 - 320.00
Veyangoda	70.00 - 90.00	150.00 - 180.00	200.00 - 240.00	80.00 - 100.00	280.00 - 330.00	320.00 - 350.00

Locations	Pumpkin	Cucumber	Bitter Gourd	Snake Gourd	Drumstick	Luffa
Colombo	120.00 - 130.00	50.00 - 80.00	200.00 - 220.00	120.00 - 150.00	150.00 - 300.00	100.00 - 130.00
Meegoda (DEC)	90.00 - 130.00	40.00 - 60.00	200.00 - 300.00	150.00 - 180.00	-	120.00 - 150.00
Moneragala	150.00 - 160.00	70.00 - 80.00	300.00 - 400.00	180.00 - 250.00	150.00 - 200.00	180.00 - 250.00
Dambulla (DEC)	90.00 - 120.00	35.00 - 40.00	170.00 - 200.00	70.00 - 80.00	120.00 - 130.00	90.00 - 110.00
Keppetipola (DEC)	110.00 - 120.00	50.00 - 60.00	180.00 - 200.00	100.00 - 110.00	150.00 - 170.00	90.00 - 110.00
Norochchole (DEC)	70.00 - 80.00	30.00 - 40.00	170.00 - 250.00	100.00 - 150.00	150.00 - 200.00	100.00 - 120.00
Nuwara Eliya	120.00 - 130.00	50.00 - 60.00	200.00 - 220.00	110.00 - 120.00	150.00 - 180.00	110.00 - 120.00
Kandy	100.00 - 120.00	50.00 - 60.00	200.00 - 220.00	100.00 - 120.00	150.00 - 230.00	120.00 - 150.00
Hambantota	140.00 - 160.00	50.00 - 80.00	280.00 - 340.00	200.00 - 250.00	150.00 - 200.00	120.00 - 160.00
Thambuththegama (DEC)	80.00 - 120.00	20.00 - 30.00	150.00 - 180.00	70.00 - 90.00	120.00 - 150.00	50.00 - 80.00
Tissamaharama	120.00 - 140.00	40.00 - 50.00	280.00 - 350.00	130.00 - 140.00	110.00 - 120.00	160.00 - 190.00
Jaffna	80.00 - 120.00	180.00 - 200.00	440.00 - 520.00	200.00 - 260.00	280.00 - 350.00	-
Bandarawela	100.00 - 120.00	50.00 - 70.00	-	-	-	-
Veyangoda	120.00 - 140.00	40.00 - 60.00	190.00 - 240.00	100.00 - 120.00	160.00 - 230.00	120.00 - 150.00

Table 06 (Contd.)

	Long Beans	Ash Plantain	Green Chillies	Lime	Sweet Potatoe	Manioc
Colombo	150.00 - 200.00	150.00 - 160.00	300.00 - 400.00	250.00 - 350.00	80.00 - 120.00	140.00 - 160.00
Meegoda (DEC)	130.00 - 190.00	170.00 - 210.00	400.00 - 480.00	300.00 - 400.00	80.00 - 100.00	-
Moneragala	200.00 - 300.00	80.00 - 120.00	450.00 - 650.00	350.00 - 370.00	100.00 - 120.00	80.00 - 100.00
Dambulla (DEC)	120.00 - 160.00	160.00 - 180.00	350.00 - 450.00	330.00 - 380.00	60.00 - 70.00	100.00 - 120.00
Keppetipola (DEC)	140.00 - 150.00	140.00 - 160.00	500.00 - 550.00	330.00 - 340.00	90.00 - 100.00	120.00 - 130.00
Norochchole (DEC)	80.00 - 120.00	120.00 - 130.00	380.00 - 450.00	-	70.00 - 120.00	120.00 - 150.00
Nuwara Eliya	150.00 - 160.00	160.00 - 180.00	530.00 - 550.00	340.00 - 360.00	100.00 - 120.00	130.00 - 140.00
Kandy	150.00 - 180.00	150.00 - 180.00	550.00 - 600.00	340.00 - 350.00	80.00 - 100.00	110.00 - 120.00
Hambantota	210.00 - 240.00	80.00 - 130.00	400.00 - 450.00	420.00 - 460.00	80.00 - 110.00	90.00 - 130.00
Thambuththegama (DEC)	160.00 - 190.00	100.00 - 140.00	300.00 - 400.00	300.00 - 350.00	80.00 - 110.00	80.00 - 110.00
Tissamaharama	120.00 - 140.00	120.00 - 130.00	450.00 - 500.00	320.00 - 330.00	120.00 - 130.00	100.00 - 120.00
Jaffna	140.00 - 180.00	110.00 - 120.00	420.00 - 480.00	300.00 - 360.00	100.00 - 140.00	160.00 - 180.00
Bandarawela	-	-	500.00 - 550.00	-	80.00 - 100.00	120.00 - 140.00
Veyangoda	160.00 - 210.00	160.00 - 200.00	450.00 - 500.00	380.00 - 430.00	90.00 - 100.00	120.00 - 150.00

Locations	Leafy Vegetables (Rs/Bundle)			Coconut (Rs/Nut)	
	Mukunuwenna	Kankun	Gotukola	Large	Small
Colombo	40.00 - 50.00	40.00 - 50.00	280.00 - 300.00	90.00 - 100.00	75.00 - 85.00
Meegoda (DEC)	80.00 - 80.00	80.00 - 80.00	80.00 - 100.00	90.00 - 100.00	80.00 - 85.00
Norochchole (DEC)	50.00 - 60.00	50.00 - 60.00	120.00 - 130.00	75.00 - 85.00	60.00 - 70.00
Nuwara Eliya	-	-	-	-	-
Dambulla (DEC)	25.00 - 30.00	25.00 - 30.00	20.00 - 25.00	65.00 - 70.00	58.00 - 62.00
Kandy	40.00 - 45.00	40.00 - 50.00	230.00 - 240.00	75.00 - 85.00	60.00 - 70.00
Hambantota	45.00 - 50.00	40.00 - 45.00	60.00 - 70.00	-	-
Thambuththegama (DEC)	30.00 - 30.00	30.00 - 30.00	-	65.00 - 70.00	50.00 - 60.00
Tissamaharama	40.00 - 45.00	40.00 - 45.00	50.00 - 55.00	80.00 - 85.00	55.00 - 60.00
Jaffna	70.00 - 80.00	30.00 - 35.00	180.00 - 200.00	70.00 - 90.00	50.00 - 60.00
Bandarawela	-	-	-	-	-
Veyangoda	40.00 - 40.00	35.00 - 40.00	45.00 - 45.00	75.00 - 75.00	-

Colombo, Meegoda, Norochchole, Jaffna and Kandy - Gotukola Price Rs/Kg

Table 07: Selected Markets: Retail Price of Vegetables (Rs/Kg)

Week 31: 28 July - 03 August 2023

LOCATIONS	Up Country Varieties																
	Butter Beans		Green Beans		Carrot		Leeks		Beetroot		Knol Khol		Raddish		Cabbage		Tomato
Colombo	-	320.00 - 520.00	400.00 - 600.00	140.00 - 400.00	160.00 - 400.00	100.00 - 340.00	70.00 - 280.00	130.00 - 320.00	200.00 - 480.00								
Gampaha	-	360.00 - 480.00	480.00 - 600.00	240.00 - 280.00	200.00 - 280.00	180.00 - 240.00	120.00 - 200.00	240.00 - 320.00	320.00 - 400.00								
Kurunegala	-	500.00 - 600.00	550.00 - 600.00	250.00 - 280.00	380.00 - 400.00	240.00 - 260.00	240.00 - 260.00	300.00 - 320.00	380.00 - 420.00								
Nikaweratiya	-	480.00 - 520.00	520.00 - 600.00	320.00 - 360.00	240.00 - 360.00	200.00 - 240.00	160.00 - 240.00	320.00 - 360.00	320.00 - 320.00								
Dambulla	-	460.00 - 480.00	560.00 - 600.00	260.00 - 300.00	280.00 - 320.00	160.00 - 200.00	140.00 - 160.00	260.00 - 280.00	360.00 - 400.00								
Anuradhapura	-	480.00 - 560.00	480.00 - 600.00	240.00 - 320.00	260.00 - 320.00	160.00 - 180.00	120.00 - 160.00	260.00 - 320.00	320.00 - 360.00								
Thambuththegama	-	440.00 - 500.00	460.00 - 520.00	180.00 - 240.00	180.00 - 240.00	140.00 - 200.00	100.00 - 120.00	220.00 - 260.00	240.00 - 320.00								
Polonnaruwa	-	480.00 - 500.00	540.00 - 560.00	260.00 - 280.00	260.00 - 280.00	-	120.00 - 140.00	280.00 - 300.00	300.00 - 340.00								
Kaluthara	-	380.00 - 400.00	480.00 - 500.00	240.00 - 260.00	240.00 - 260.00	200.00 - 220.00	160.00 - 180.00	220.00 - 240.00	320.00 - 340.00								
Badulla	-	400.00 - 440.00	440.00 - 500.00	240.00 - 280.00	280.00 - 320.00	200.00 - 240.00	140.00 - 160.00	280.00 - 320.00	280.00 - 320.00								
Keppetipola	-	440.00 - 460.00	420.00 - 440.00	180.00 - 200.00	240.00 - 250.00	180.00 - 190.00	120.00 - 140.00	220.00 - 240.00	300.00 - 320.00								
Moneragala	-	480.00 - 520.00	480.00 - 520.00	240.00 - 320.00	320.00 - 400.00	200.00 - 240.00	120.00 - 160.00	300.00 - 320.00	320.00 - 400.00								
Kegalle	-	480.00 - 520.00	540.00 - 560.00	290.00 - 320.00	260.00 - 280.00	210.00 - 240.00	220.00 - 240.00	300.00 - 320.00	360.00 - 400.00								
Ampara	-	440.00 - 480.00	560.00 - 560.00	240.00 - 240.00	320.00 - 360.00	-	200.00 - 200.00	280.00 - 300.00	360.00 - 400.00								
Dehiattakandiya	-	450.00 - 520.00	480.00 - 520.00	160.00 - 240.00	380.00 - 400.00	160.00 - 160.00	160.00 - 200.00	300.00 - 320.00	300.00 - 400.00								
Nuwaraeliya	-	420.00 - 440.00	480.00 - 500.00	190.00 - 200.00	240.00 - 260.00	180.00 - 200.00	140.00 - 160.00	240.00 - 260.00	320.00 - 340.00								
Kandy	-	480.00 - 500.00	550.00 - 600.00	240.00 - 260.00	200.00 - 240.00	160.00 - 180.00	120.00 - 140.00	240.00 - 260.00	280.00 - 320.00								
Puttalam	-	480.00 - 600.00	520.00 - 600.00	260.00 - 320.00	320.00 - 400.00	-	200.00 - 240.00	280.00 - 320.00	360.00 - 400.00								
Hambantota	-	400.00 - 480.00	520.00 - 600.00	220.00 - 280.00	240.00 - 300.00	230.00 - 260.00	140.00 - 160.00	240.00 - 300.00	270.00 - 320.00								
Rathnapura	-	440.00 - 460.00	580.00 - 620.00	240.00 - 260.00	320.00 - 340.00	240.00 - 260.00	120.00 - 140.00	300.00 - 340.00	320.00 - 340.00								
Matara	-	400.00 - 480.00	480.00 - 520.00	240.00 - 300.00	240.00 - 320.00	220.00 - 250.00	120.00 - 140.00	240.00 - 300.00	280.00 - 320.00								
Galle	-	450.00 - 480.00	540.00 - 560.00	280.00 - 320.00	280.00 - 300.00	240.00 - 280.00	180.00 - 240.00	320.00 - 340.00	320.00 - 380.00								
Tissamaharama	-	400.00 - 450.00	480.00 - 500.00	200.00 - 230.00	250.00 - 280.00	160.00 - 180.00	100.00 - 120.00	240.00 - 260.00	350.00 - 400.00								
Meegoda (DEC)	-	400.00 - 480.00	520.00 - 600.00	220.00 - 240.00	200.00 - 320.00	180.00 - 220.00	140.00 - 220.00	300.00 - 320.00	320.00 - 420.00								
Embilipitiya	-	480.00 - 520.00	520.00 - 600.00	240.00 - 280.00	240.00 - 300.00	200.00 - 240.00	160.00 - 200.00	240.00 - 320.00	400.00 - 450.00								
Jaffna	-	580.00 - 650.00	560.00 - 600.00	320.00 - 360.00	280.00 - 320.00	-	150.00 - 200.00	240.00 - 300.00	400.00 - 440.00								
Vavuniya	-	600.00 - 650.00	600.00 - 680.00	250.00 - 300.00	250.00 - 290.00	280.00 - 300.00	150.00 - 200.00	260.00 - 300.00	290.00 - 320.00								
Mannar	-	550.00 - 600.00	480.00 - 520.00	320.00 - 350.00	320.00 - 360.00	200.00 - 240.00	160.00 - 200.00	320.00 - 360.00	320.00 - 360.00								
Killinochchi	-	640.00 - 660.00	580.00 - 620.00	340.00 - 360.00	280.00 - 300.00	-	200.00 - 220.00	300.00 - 340.00	400.00 - 440.00								
Mullaittivu	-	500.00 - 550.00	550.00 - 600.00	280.00 - 300.00	300.00 - 350.00	-	200.00 - 220.00	280.00 - 320.00	350.00 - 360.00								
Batticaloa	-	580.00 - 620.00	580.00 - 620.00	340.00 - 360.00	400.00 - 440.00	250.00 - 280.00	200.00 - 220.00	280.00 - 320.00	360.00 - 400.00								
Trincomalee	-	400.00 - 450.00	480.00 - 520.00	290.00 - 320.00	300.00 - 350.00	-	180.00 - 210.00	280.00 - 320.00	420.00 - 460.00								
Hanguranketha	-	370.00 - 400.00	460.00 - 500.00	170.00 - 200.00	190.00 - 220.00	120.00 - 150.00	80.00 - 100.00	190.00 - 220.00	220.00 - 250.00								
Veyangoda	-	480.00 - 520.00	500.00 - 520.00	280.00 - 320.00	240.00 - 320.00	200.00 - 240.00	160.00 - 180.00	240.00 - 320.00	320.00 - 360.00								
Galenbindunuwewa	-	560.00 - 600.00	560.00 - 600.00	240.00 - 320.00	280.00 - 320.00	120.00 - 160.00	120.00 - 140.00	260.00 - 320.00	280.00 - 360.00								
Bandarawela	-	380.00 - 420.00	440.00 - 460.00	200.00 - 220.00	220.00 - 240.00	180.00 - 200.00	120.00 - 140.00	240.00 - 260.00	300.00 - 320.00								
Matale	-	460.00 - 480.00	560.00 - 600.00	240.00 - 260.00	320.00 - 360.00	120.00 - 160.00	120.00 - 160.00	220.00 - 240.00	320.00 - 340.00								

Table 07 (Contd.)

LOCATIONS	Low Country Varieties										
	Ladies Fingers	Brinjal	Capsicum	Pumpkin	Cucumber	Bitter Gourd	Snake Gourd	Drumstick	Luffa	Long Beans	
Colombo	100.00 - 320.00	320.00 - 600.00	320.00 - 600.00	130.00 - 240.00	60.00 - 200.00	250.00 - 480.00	140.00 - 340.00	200.00 - 480.00	120.00 - 400.00	180.00 - 400.00	
Gampaha	240.00 - 240.00	400.00 - 520.00	480.00 - 480.00	160.00 - 200.00	120.00 - 120.00	360.00 - 400.00	240.00 - 320.00	280.00 - 320.00	280.00 - 320.00	200.00 - 240.00	
Kurunegala	220.00 - 260.00	360.00 - 440.00	600.00 - 600.00	160.00 - 200.00	100.00 - 160.00	360.00 - 400.00	200.00 - 240.00	260.00 - 300.00	280.00 - 320.00	360.00 - 400.00	
Nikaweratiya	240.00 - 320.00	320.00 - 400.00	480.00 - 600.00	160.00 - 200.00	160.00 - 200.00	320.00 - 400.00	240.00 - 320.00	320.00 - 360.00	240.00 - 360.00	240.00 - 280.00	
Dambulla	180.00 - 200.00	380.00 - 400.00	540.00 - 600.00	180.00 - 200.00	120.00 - 140.00	360.00 - 400.00	200.00 - 240.00	300.00 - 320.00	200.00 - 240.00	280.00 - 300.00	
Anuradhapura	180.00 - 240.00	300.00 - 400.00	480.00 - 500.00	180.00 - 240.00	120.00 - 160.00	320.00 - 400.00	180.00 - 280.00	300.00 - 400.00	200.00 - 280.00	200.00 - 320.00	
Thambuththegama	100.00 - 120.00	300.00 - 360.00	360.00 - 420.00	120.00 - 200.00	60.00 - 100.00	240.00 - 300.00	140.00 - 200.00	200.00 - 280.00	120.00 - 160.00	200.00 - 260.00	
Polonnaruwa	160.00 - 200.00	340.00 - 360.00	380.00 - 400.00	170.00 - 200.00	160.00 - 190.00	300.00 - 340.00	280.00 - 300.00	240.00 - 260.00	260.00 - 280.00	360.00 - 380.00	
Kaluthara	220.00 - 240.00	460.00 - 480.00	540.00 - 560.00	160.00 - 180.00	140.00 - 160.00	480.00 - 500.00	260.00 - 280.00	520.00 - 540.00	240.00 - 260.00	240.00 - 260.00	
Badulla	200.00 - 240.00	360.00 - 400.00	440.00 - 480.00	200.00 - 240.00	120.00 - 160.00	360.00 - 400.00	240.00 - 280.00	240.00 - 280.00	280.00 - 320.00	280.00 - 320.00	
Keppetipola	170.00 - 180.00	350.00 - 360.00	400.00 - 420.00	180.00 - 200.00	140.00 - 160.00	280.00 - 300.00	190.00 - 200.00	240.00 - 250.00	180.00 - 200.00	240.00 - 260.00	
Moneragala	200.00 - 240.00	360.00 - 400.00	480.00 - 560.00	200.00 - 240.00	120.00 - 160.00	400.00 - 480.00	240.00 - 320.00	240.00 - 320.00	240.00 - 320.00	240.00 - 400.00	
Kegalle	260.00 - 280.00	340.00 - 360.00	460.00 - 480.00	180.00 - 200.00	140.00 - 160.00	340.00 - 360.00	300.00 - 320.00	300.00 - 320.00	260.00 - 280.00	340.00 - 360.00	
Ampara	160.00 - 200.00	400.00 - 440.00	480.00 - 480.00	160.00 - 180.00	160.00 - 160.00	360.00 - 360.00	240.00 - 380.00	400.00 - 400.00	240.00 - 280.00	240.00 - 240.00	
Dehiattakandiya	200.00 - 240.00	280.00 - 320.00	400.00 - 480.00	160.00 - 180.00	100.00 - 120.00	280.00 - 320.00	150.00 - 160.00	240.00 - 300.00	280.00 - 320.00	240.00 - 280.00	
Nuwaraeliya	160.00 - 180.00	380.00 - 390.00	420.00 - 450.00	230.00 - 240.00	140.00 - 160.00	280.00 - 300.00	180.00 - 200.00	250.00 - 280.00	200.00 - 220.00	250.00 - 260.00	
Kandy	160.00 - 200.00	480.00 - 520.00	500.00 - 550.00	140.00 - 160.00	100.00 - 120.00	400.00 - 450.00	160.00 - 200.00	260.00 - 300.00	200.00 - 240.00	300.00 - 320.00	
Puttalam	220.00 - 260.00	400.00 - 480.00	480.00 - 600.00	200.00 - 240.00	140.00 - 160.00	360.00 - 420.00	200.00 - 280.00	320.00 - 400.00	240.00 - 280.00	280.00 - 320.00	
Rathnapura	200.00 - 220.00	380.00 - 420.00	560.00 - 640.00	150.00 - 170.00	130.00 - 150.00	400.00 - 440.00	300.00 - 320.00	220.00 - 240.00	260.00 - 280.00	340.00 - 380.00	
Hambantota	160.00 - 200.00	280.00 - 320.00	470.00 - 520.00	170.00 - 200.00	80.00 - 120.00	320.00 - 420.00	260.00 - 320.00	200.00 - 240.00	200.00 - 240.00	220.00 - 250.00	
Matara	180.00 - 240.00	280.00 - 320.00	450.00 - 500.00	160.00 - 180.00	100.00 - 120.00	400.00 - 480.00	240.00 - 280.00	200.00 - 240.00	220.00 - 240.00	340.00 - 400.00	
Galle	240.00 - 250.00	360.00 - 380.00	400.00 - 480.00	180.00 - 200.00	100.00 - 180.00	320.00 - 380.00	240.00 - 300.00	300.00 - 360.00	240.00 - 300.00	280.00 - 320.00	
Tissamaharama	130.00 - 140.00	330.00 - 380.00	400.00 - 420.00	160.00 - 190.00	60.00 - 80.00	380.00 - 420.00	180.00 - 220.00	180.00 - 220.00	230.00 - 250.00	180.00 - 200.00	
Meegoda (DEC)	200.00 - 280.00	460.00 - 480.00	480.00 - 520.00	160.00 - 180.00	120.00 - 160.00	400.00 - 480.00	240.00 - 320.00	-	240.00 - 280.00	240.00 - 280.00	
Embilipitiya	140.00 - 160.00	400.00 - 480.00	320.00 - 400.00	160.00 - 200.00	100.00 - 160.00	480.00 - 600.00	240.00 - 300.00	250.00 - 320.00	240.00 - 320.00	320.00 - 400.00	
Jaffna	240.00 - 300.00	240.00 - 300.00	350.00 - 420.00	120.00 - 160.00	180.00 - 200.00	550.00 - 600.00	260.00 - 320.00	350.00 - 420.00	-	200.00 - 240.00	
Vavuniya	190.00 - 240.00	300.00 - 320.00	400.00 - 500.00	150.00 - 200.00	100.00 - 120.00	450.00 - 500.00	200.00 - 240.00	300.00 - 320.00	200.00 - 240.00	350.00 - 400.00	
Mannar	200.00 - 240.00	320.00 - 360.00	480.00 - 540.00	200.00 - 220.00	180.00 - 200.00	560.00 - 600.00	200.00 - 250.00	350.00 - 400.00	-	400.00 - 420.00	
Killinochchi	240.00 - 260.00	300.00 - 340.00	400.00 - 440.00	180.00 - 220.00	-	600.00 - 640.00	260.00 - 300.00	440.00 - 460.00	-	240.00 - 260.00	
Mullaittivu	200.00 - 260.00	250.00 - 280.00	480.00 - 500.00	160.00 - 200.00	-	500.00 - 640.00	240.00 - 300.00	400.00 - 500.00	-	260.00 - 280.00	
Batticaloa	240.00 - 260.00	300.00 - 340.00	440.00 - 480.00	200.00 - 220.00	180.00 - 220.00	600.00 - 640.00	280.00 - 320.00	450.00 - 460.00	240.00 - 260.00	240.00 - 260.00	
Trincomalee	250.00 - 300.00	300.00 - 320.00	520.00 - 560.00	200.00 - 230.00	180.00 - 200.00	400.00 - 450.00	280.00 - 320.00	450.00 - 500.00	280.00 - 320.00	300.00 - 420.00	
Hanguranketha	150.00 180.00	340.00 380.00	370.00 420.00	140.00 160.00	90.00 120.00	250.00 280.00	140.00 180.00	250.00 300.00	160.00 185.00	220.00 250.00	
Veyangoda	200.00 - 240.00	320.00 - 400.00	480.00 - 500.00	160.00 - 200.00	120.00 - 160.00	360.00 - 400.00	280.00 - 320.00	240.00 - 320.00	280.00 - 320.00	240.00 - 280.00	
Galenbindunuwewa	160.00 - 240.00	320.00 - 400.00	480.00 - 520.00	200.00 - 240.00	120.00 - 160.00	320.00 - 480.00	160.00 - 240.00	200.00 - 320.00	200.00 - 240.00	240.00 - 320.00	
Bandarawela	180.00 - 200.00	360.00 - 380.00	400.00 - 460.00	160.00 - 180.00	120.00 - 140.00	360.00 - 380.00	220.00 - 240.00	280.00 - 300.00	260.00 - 280.00	280.00 - 300.00	
Matale	200.00 - 240.00	400.00 - 480.00	480.00 - 540.00	160.00 - 180.00	120.00 - 160.00	300.00 - 340.00	240.00 - 260.00	240.00 - 260.00	240.00 - 260.00	320.00 - 400.00	

Table 07 (Contd.)

LOCATIONS	Low Country Varieties					Leafy Vegetable			Coconut (Rs/Nut)	
	Ash Plantain	Green Chillies	Lime	Sweet Potato	Manioc	Mukunuwenna	Kankun	Gotukola	Large	Small
Colombo	180.00 - 340.00	420.00 - 800.00	350.00 - 700.00	100.00 - 240.00	150.00 - 240.00	45.00 - 80.00	45.00 - 80.00	100.00 - 140.00	100.00 - 120.00	80.00 - 100.00
Gampaha	240.00 - 240.00	600.00 - 700.00	600.00 - 700.00	200.00 - 200.00	200.00 - 200.00	60.00 - 70.00	60.00 - 70.00	30.00 - 30.00	95.00 - 100.00	60.00 - 80.00
Kurunegala	280.00 - 320.00	600.00 - 800.00	500.00 - 600.00	220.00 - 240.00	200.00 - 240.00	40.00 - 50.00	40.00 - 50.00	30.00 - 30.00	80.00 - 90.00	65.00 - 70.00
Nikaweratiya	160.00 - 200.00	700.00 - 800.00	400.00 - 440.00	160.00 - 200.00	160.00 - 160.00	40.00 - 50.00	40.00 - 50.00	60.00 - 60.00	75.00 - 85.00	65.00 - 70.00
Dambulla	240.00 - 260.00	700.00 - 800.00	400.00 - 500.00	200.00 - 240.00	180.00 - 200.00	45.00 - 50.00	45.00 - 50.00	40.00 - 50.00	80.00 - 90.00	65.00 - 70.00
Anuradhapura	160.00 - 200.00	600.00 - 800.00	500.00 - 600.00	160.00 - 200.00	180.00 - 200.00	50.00 - 60.00	50.00 - 60.00	50.00 - 60.00	80.00 - 100.00	60.00 - 70.00
Thambuththegama	140.00 - 180.00	480.00 - 600.00	400.00 - 450.00	180.00 - 220.00	140.00 - 180.00	40.00 - 50.00	40.00 - 50.00	-	70.00 - 80.00	55.00 - 65.00
Polonnaruwa	270.00 - 280.00	600.00 - 650.00	460.00 - 500.00	140.00 - 160.00	100.00 - 120.00	50.00 - 60.00	50.00 - 60.00	50.00 - 60.00	-	50.00 - 60.00
Kaluthara	260.00 - 280.00	600.00 - 700.00	500.00 - 600.00	220.00 - 240.00	220.00 - 240.00	70.00 - 80.00	70.00 - 80.00	90.00 - 100.00	100.00 - 110.00	90.00 - 95.00
Badulla	230.00 - 250.00	700.00 - 800.00	500.00 - 600.00	160.00 - 200.00	200.00 - 240.00	70.00 - 70.00	70.00 - 70.00	70.00 - 80.00	90.00 - 95.00	80.00 - 85.00
Keppetipola	220.00 - 240.00	750.00 - 780.00	440.00 - 460.00	170.00 - 180.00	200.00 - 220.00	45.00 - 50.00	45.00 - 50.00	35.00 - 40.00	85.00 - 88.00	75.00 - 79.00
Moneragala	140.00 - 160.00	600.00 - 800.00	440.00 - 500.00	140.00 - 160.00	100.00 - 140.00	50.00 - 60.00	50.00 - 60.00	50.00 - 60.00	80.00 - 90.00	60.00 - 70.00
Kegalle	260.00 - 280.00	750.00 - 800.00	500.00 - 550.00	180.00 - 200.00	200.00 - 210.00	70.00 - 80.00	70.00 - 80.00	50.00 - 70.00	85.00 - 90.00	65.00 - 80.00
Ampara	140.00 - 200.00	700.00 - 800.00	300.00 - 300.00	200.00 - 200.00	140.00 - 160.00	50.00 - 60.00	50.00 - 50.00	50.00 - 50.00	95.00 - 95.00	90.00 - 90.00
Dehiattakandiya	200.00 - 260.00	800.00 - 900.00	300.00 - 350.00	180.00 - 200.00	-	60.00 - 60.00	60.00 - 60.00	60.00 - 60.00	70.00 - 80.00	55.00 - 65.00
Nuwaraeliya	250.00 - 260.00	700.00 - 800.00	440.00 - 480.00	180.00 - 200.00	210.00 - 230.00	45.00 - 55.00	45.00 - 55.00	35.00 - 40.00	85.00 - 88.00	76.00 - 82.00
Kandy	350.00 - 360.00	900.00 - 950.00	700.00 - 750.00	140.00 - 160.00	180.00 - 200.00	50.00 - 60.00	50.00 - 60.00	40.00 - 45.00	90.00 - 95.00	65.00 - 75.00
Puttalam	150.00 - 200.00	700.00 - 800.00	500.00 - 700.00	200.00 - 240.00	180.00 - 220.00	70.00 - 70.00	70.00 - 70.00	40.00 - 40.00	80.00 - 90.00	70.00 - 75.00
Rathnapura	220.00 - 240.00	750.00 - 850.00	700.00 - 750.00	200.00 - 220.00	160.00 - 180.00	80.00 - 90.00	80.00 - 85.00	90.00 - 100.00	100.00 - 110.00	80.00 - 90.00
Hambanthota	120.00 - 160.00	500.00 - 600.00	500.00 - 540.00	120.00 - 160.00	140.00 - 200.00	50.00 - 55.00	50.00 - 50.00	70.00 - 80.00	90.00 - 110.00	65.00 - 70.00
Matara	180.00 - 220.00	550.00 - 600.00	450.00 - 600.00	120.00 - 140.00	200.00 - 240.00	55.00 - 60.00	55.00 - 60.00	85.00 - 95.00	85.00 - 110.00	60.00 - 75.00
Galle	240.00 - 280.00	600.00 - 700.00	600.00 - 600.00	200.00 - 240.00	200.00 - 240.00	60.00 - 70.00	50.00 - 60.00	60.00 - 80.00	90.00 - 100.00	80.00 - 85.00
Tissamaharama	150.00 - 170.00	550.00 - 600.00	400.00 - 420.00	150.00 - 160.00	170.00 - 190.00	45.00 - 50.00	45.00 - 50.00	55.00 - 60.00	85.00 - 90.00	60.00 - 65.00
Meegoda (DEC)	280.00 - 300.00	600.00 - 800.00	500.00 - 600.00	150.00 - 180.00	200.00 - 200.00	80.00 - 100.00	80.00 - 80.00	80.00 - 100.00	100.00 - 120.00	80.00 - 90.00
Embilipitiya	160.00 - 200.00	900.00 - 950.00	600.00 - 700.00	150.00 - 200.00	150.00 - 200.00	50.00 - 70.00	50.00 - 70.00	80.00 - 90.00	90.00 - 110.00	60.00 - 80.00
Jaffna	120.00 - 150.00	500.00 - 600.00	360.00 - 420.00	140.00 - 180.00	180.00 - 200.00	80.00 - 90.00	35.00 - 40.00	40.00 - 45.00	100.00 - 130.00	60.00 - 80.00
Vavuniya	150.00 - 200.00	450.00 - 500.00	500.00 - 580.00	200.00 - 240.00	280.00 - 300.00	60.00 - 70.00	60.00 - 65.00	60.00 - 65.00	75.00 - 80.00	60.00 - 70.00
Mannar	200.00 - 240.00	600.00 - 700.00	480.00 - 550.00	150.00 - 200.00	240.00 - 250.00	50.00 - 60.00	50.00 - 60.00	50.00 - 60.00	70.00 - 80.00	50.00 - 60.00
Killinochchi	150.00 - 170.00	440.00 - 460.00	380.00 - 420.00	230.00 - 250.00	260.00 - 280.00	50.00 - 60.00	40.00 - 50.00	50.00 - 60.00	70.00 - 80.00	40.00 - 50.00
Mullaittivu	150.00 - 160.00	500.00 - 540.00	350.00 - 400.00	180.00 - 200.00	240.00 - 260.00	50.00 - 60.00	50.00 - 60.00	40.00 - 50.00	70.00 - 80.00	55.00 - 60.00
Batticaloa	240.00 - 260.00	580.00 - 600.00	540.00 - 560.00	220.00 - 240.00	240.00 - 260.00	60.00 - 60.00	60.00 - 70.00	50.00 - 60.00	75.00 - 80.00	50.00 - 60.00
Trincomalee	240.00 300.00	600.00 700.00	600.00 700.00	140.00 160.00	250.00 300.00	50.00 55.00	50.00 55.00	45.00 50.00	100.00 110.00	75.00 80.00
Hanguranketha	240.00 - 260.00	650.00 - 800.00	500.00 - 600.00	140.00 - 160.00	150.00 - 180.00	35.00 - 50.00	40.00 - 50.00	35.00 - 50.00	85.00 - 95.00	68.00 - 70.00
Veyangoda	240.00 - 260.00	600.00 - 700.00	500.00 - 600.00	200.00 - 200.00	180.00 - 200.00	60.00 - 70.00	60.00 - 70.00	30.00 - 30.00	100.00 - 100.00	80.00 - 80.00
Galenbindunuwewa	120.00 - 140.00	600.00 - 800.00	400.00 - 600.00	140.00 - 160.00	120.00 - 160.00	50.00 - 60.00	50.00 - 60.00	50.00 - 60.00	80.00 - 90.00	60.00 - 70.00
Bandarawela	220.00 - 240.00	600.00 - 700.00	500.00 - 600.00	160.00 - 180.00	180.00 - 200.00	50.00 - 60.00	50.00 - 60.00	60.00 - 70.00	95.00 - 100.00	80.00 - 85.00
Matale	240.00 - 260.00	600.00 - 800.00	500.00 - 600.00	160.00 - 200.00	180.00 - 200.00	40.00 - 50.00	40.00 - 50.00	40.00 - 50.00	90.00 - 95.00	75.00 - 80.00

Table 08: Selected Markets: Retail Price of Fruits (Rs/each & Rs/Kg)

Week 31: 28 July - 03 August 2023

19

LOCATIONS	Banana					Pineapple			Mango	
	Ambul (Rs/Kg)	Kolikuttu (Rs/Kg)	Seeni (Rs/Kg)	Anamalu	Ambun	Large	Medium	Small	Betti	Karthakolomban
Colombo	150.00 - 240.00	400.00 - 500.00	160.00 - 220.00	30.00 - 44.00	35.00 - 55.00	1000.00 - 1300.00	750.00 - 975.00	550.00 - 750.00	-	120.00 - 200.00
Gampaha	180.00 - 200.00	420.00 - 450.00	160.00 - 180.00	22.00 - 28.00	31.00 - 35.00	800.00 - 850.00	500.00 - 650.00	300.00 - 450.00	-	230.00 - 250.00
Kurunegala	150.00 - 200.00	500.00 - 550.00	100.00 - 150.00	20.00 - 20.00	25.00 - 30.00	750.00 - 760.00	500.00 - 600.00	250.00 - 300.00	-	130.00 - 130.00
Nikaweratiya	130.00 - 180.00	450.00 - 480.00	130.00 - 150.00	-	40.00 - 40.00	800.00 - 950.00	650.00 - 750.00	500.00 - 600.00	-	-
Dambulla	150.00 - 160.00	400.00 - 450.00	160.00 - 180.00	-	38.00 - 40.00	750.00 - 800.00	500.00 - 520.00	250.00 - 280.00	60.00 - 80.00	200.00 - 220.00
Anuradhapura	180.00 - 200.00	450.00 - 500.00	160.00 - 200.00	24.00 - 30.00	37.00 - 45.00	860.00 - 1000.00	720.00 - 810.00	480.00 - 630.00	-	110.00 - 140.00
Thambuththegama	170.00 - 220.00	450.00 - 500.00	160.00 - 220.00	30.00 - 32.00	45.00 - 48.00	1080.00 - 1260.00	900.00 - 1050.00	720.00 - 840.00	-	-
Polonnaruwa	180.00 - 200.00	350.00 - 400.00	150.00 - 160.00	26.00 - 28.00	30.00 - 31.00	780.00 - 820.00	650.00 - 700.00	450.00 - 500.00	-	130.00 - 140.00
Kaluthara	200.00 - 210.00	420.00 - 440.00	180.00 - 200.00	26.00 - 28.00	32.00 - 34.00	750.00 - 780.00	650.00 - 680.00	-	-	150.00 - 160.00
Badulla	130.00 - 140.00	320.00 - 360.00	120.00 - 130.00	17.00 - 18.00	26.00 - 27.00	-	580.00 - 650.00	380.00 - 440.00	-	110.00 - 130.00
Keppetipola	130.00 - 140.00	420.00 - 450.00	120.00 - 130.00	16.00 - 18.00	28.00 - 33.00	-	760.00 - 800.00	520.00 - 550.00	54.00 - 58.00	130.00 - 140.00
Moneragala	120.00 - 140.00	250.00 - 300.00	60.00 - 80.00	12.00 - 14.00	15.00 - 18.00	-	630.00 - 700.00	-	-	120.00 - 140.00
Kegalle	130.00 - 150.00	440.00 - 480.00	140.00 - 160.00	15.00 - 25.00	20.00 - 25.00	-	650.00 - 750.00	450.00 - 550.00	-	-
Ampara	140.00 - 180.00	400.00 - 450.00	100.00 - 100.00	22.00 - 25.00	25.00 - 28.00	-	-	400.00 - 500.00	-	-
Dehiattakandiya	120.00 - 160.00	350.00 - 360.00	120.00 - 150.00	-	40.00 - 55.00	-	-	350.00 - 450.00	-	120.00 - 120.00
Nuwaraeliya	130.00 - 140.00	420.00 - 450.00	120.00 - 130.00	20.00 - 24.00	32.00 - 35.00	-	780.00 - 800.00	540.00 - 580.00	-	130.00 - 150.00
Kandy	200.00 - 220.00	480.00 - 500.00	180.00 - 200.00	24.00 - 26.00	40.00 - 45.00	850.00 - 900.00	600.00 - 650.00	350.00 - 400.00	-	140.00 - 180.00
Puttalam	120.00 - 180.00	400.00 - 460.00	130.00 - 150.00	16.00 - 18.00	-	750.00 - 850.00	600.00 - 650.00	280.00 - 300.00	-	70.00 - 85.00
Rathnapura	190.00 - 220.00	330.00 - 360.00	180.00 - 220.00	-	-	800.00 - 860.00	450.00 - 520.00	250.00 - 300.00	-	180.00 - 200.00
Hambantota	150.00 - 170.00	400.00 - 450.00	140.00 - 160.00	22.00 - 27.00	30.00 - 32.00	850.00 - 900.00	650.00 - 750.00	360.00 - 400.00	-	150.00 - 160.00
Matara	160.00 - 180.00	420.00 - 450.00	130.00 - 140.00	20.00 - 22.00	31.00 - 32.00	950.00 - 980.00	825.00 - 860.00	450.00 - 550.00	-	140.00 - 160.00
Galle	160.00 - 180.00	400.00 - 460.00	140.00 - 180.00	25.00 - 30.00	30.00 - 32.00	-	680.00 - 680.00	550.00 - 600.00	-	-
Tissamaharama	120.00 - 140.00	360.00 - 400.00	110.00 - 130.00	30.00 - 35.00	30.00 - 35.00	800.00 - 850.00	660.00 - 680.00	450.00 - 470.00	-	80.00 - 90.00
Meegoda (DEC)	160.00 - 180.00	400.00 - 430.00	150.00 - 180.00	35.00 - 40.00	40.00 - 50.00	850.00 - 850.00	650.00 - 650.00	500.00 - 500.00	-	90.00 - 110.00
Embilipitiya	120.00 - 140.00	350.00 - 400.00	120.00 - 140.00	20.00 - 30.00	25.00 - 35.00	-	500.00 - 600.00	350.00 - 450.00	60.00 - 80.00	150.00 - 160.00
Jaffna	120.00 - 150.00	380.00 - 420.00	120.00 - 160.00	-	-	900.00 - 1000.00	650.00 - 750.00	500.00 - 600.00	-	150.00 - 220.00
Vavuniya	140.00 - 180.00	300.00 - 360.00	100.00 - 160.00	30.00 - 34.00	-	900.00 - 1000.00	700.00 - 790.00	600.00 - 680.00	-	170.00 - 190.00
Mannar	150.00 - 180.00	350.00 - 400.00	140.00 - 160.00	18.00 - 20.00	-	800.00 - 850.00	700.00 - 750.00	600.00 - 650.00	-	-
Killinochchi	140.00 - 160.00	400.00 - 440.00	140.00 - 160.00	22.00 - 24.00	-	960.00 - 980.00	740.00 - 760.00	560.00 - 600.00	100.00 - 120.00	150.00 - 200.00
Mullaittivu	140.00 - 160.00	300.00 - 350.00	140.00 - 160.00	20.00 - 22.00	28.00 - 30.00	-	720.00 - 740.00	550.00 - 650.00	-	-
Batticaloa	160.00 - 180.00	400.00 - 440.00	150.00 - 160.00	20.00 - 22.00	-	900.00 - 900.00	700.00 - 750.00	580.00 - 600.00	-	140.00 - 150.00
Trincomalee	175.00 - 200.00	340.00 - 380.00	150.00 - 160.00	-	36.00 - 42.00	-	600.00 - 650.00	500.00 - 520.00	34.00 - 36.00	135.00 - 138.00
Veyangoda	200.00 - 220.00	450.00 - 500.00	180.00 - 220.00	20.00 - 25.00	31.00 - 44.00	800.00 - 850.00	600.00 - 650.00	400.00 - 450.00	-	120.00 - 150.00
Galenbindunuwewa	140.00 - 180.00	320.00 - 350.00	130.00 - 160.00	25.00 - 30.00	35.00 - 40.00	900.00 - 1000.00	750.00 - 800.00	650.00 - 700.00	-	-
Bandarawela	140.00 - 160.00	350.00 - 400.00	120.00 - 140.00	18.00 - 20.00	26.00 - 28.00	-	580.00 - 620.00	400.00 - 450.00	-	120.00 - 140.00
Matale	140.00 - 160.00	440.00 - 450.00	150.00 - 160.00	30.00 - 32.00	36.00 - 40.00	750.00 - 800.00	500.00 - 600.00	300.00 - 350.00	70.00 - 80.00	200.00 - 250.00

Table 08 (Contd.)

LOCATIONS	Mango		Other Fruits							
	Vilad	Kohu	Papaw (Rs/Kg)	Passion	Wood Apple	Orange	Avocado	Slime Apple	Grapes (Rs/Kg)	King Coconut
Colombo	80.00 - 160.00	-	160.00 - 300.00	40.00 - 76.00	60.00 - 130.00	60.00 - 130.00	60.00 - 150.00	50.00 - 120.00	1400.00 - 2800.00	130.00 - 150.00
Gampaha	-	-	200.00 - 200.00	50.00 - 60.00	120.00 - 120.00	100.00 - 120.00	80.00 - 100.00	80.00 - 100.00	2300.00 - 2300.00	120.00 - 120.00
Kurunegala	80.00 - 80.00	40.00 - 50.00	150.00 - 170.00	50.00 - 60.00	60.00 - 80.00	100.00 - 100.00	80.00 - 100.00	80.00 - 100.00	2500.00 - 2600.00	120.00 - 130.00
Nikaweratiya	-	-	150.00 - 180.00	20.00 - 30.00	30.00 - 40.00	-	80.00 - 120.00	-	2500.00 - 2600.00	100.00 - 120.00
Dambulla	70.00 - 80.00	30.00 - 40.00	150.00 - 160.00	20.00 - 25.00	80.00 - 100.00	80.00 - 100.00	60.00 - 80.00	60.00 - 80.00	2500.00 - 2600.00	120.00 - 140.00
Anuradhapura	-	-	120.00 - 160.00	-	60.00 - 80.00	100.00 - 140.00	60.00 - 100.00	50.00 - 60.00	2300.00 - 2800.00	120.00 - 150.00
Thambuththegama	-	-	140.00 - 190.00	-	-	60.00 - 80.00	60.00 - 80.00	100.00 - 120.00	1800.00 - 2400.00	80.00 - 120.00
Polonnaruwa	-	-	150.00 - 170.00	-	-	-	150.00 - 150.00	50.00 - 60.00	2500.00 - 2550.00	120.00 - 130.00
Kaluthara	-	-	160.00 - 180.00	45.00 - 50.00	100.00 - 120.00	120.00 - 130.00	100.00 - 110.00	110.00 - 120.00	2000.00 - 2200.00	130.00 - 140.00
Badulla	60.00 - 80.00	-	140.00 - 150.00	30.00 - 35.00	60.00 - 80.00	75.00 - 90.00	40.00 - 50.00	45.00 - 60.00	2500.00 - 2600.00	120.00 - 140.00
Keppetipola	55.00 - 60.00	-	170.00 - 190.00	35.00 - 38.00	60.00 - 70.00	60.00 - 70.00	45.00 - 55.00	35.00 - 45.00	2500.00 - 2600.00	150.00 - 160.00
Moneragala	60.00 - 70.00	-	120.00 - 140.00	25.00 - 30.00	40.00 - 50.00	70.00 - 80.00	50.00 - 60.00	50.00 - 55.00	3000.00 - 3000.00	100.00 - 120.00
Kegalle	-	20.00 - 25.00	140.00 - 170.00	15.00 - 25.00	50.00 - 60.00	60.00 - 80.00	40.00 - 60.00	40.00 - 60.00	2500.00 - 2600.00	100.00 - 120.00
Ampara	-	-	160.00 - 160.00	-	60.00 - 60.00	50.00 - 50.00	41.00 - 46.00	40.00 - 70.00	1800.00 - 2000.00	130.00 - 130.00
Dehiattakandiya	70.00 - 100.00	-	120.00 - 150.00	-	40.00 - 50.00	60.00 - 100.00	50.00 - 60.00	50.00 - 60.00	2500.00 - 2800.00	100.00 - 130.00
Nuwaraeliya	60.00 - 65.00	-	170.00 - 190.00	38.00 - 42.00	60.00 - 70.00	60.00 - 70.00	50.00 - 60.00	60.00 - 65.00	2500.00 - 2600.00	150.00 - 160.00
Kandy	80.00 - 90.00	-	160.00 - 200.00	35.00 - 40.00	70.00 - 80.00	80.00 - 100.00	60.00 - 100.00	50.00 - 60.00	2000.00 - 2600.00	140.00 - 150.00
Puttalam	-	-	150.00 - 200.00	-	-	60.00 - 70.00	85.00 - 110.00	-	-	120.00 - 140.00
Hambantota	-	-	120.00 - 130.00	-	40.00 - 60.00	90.00 - 110.00	40.00 - 60.00	30.00 - 40.00	2300.00 - 2500.00	90.00 - 110.00
Rathnapura	60.00 - 75.00	-	160.00 - 190.00	-	50.00 - 60.00	100.00 - 120.00	-	50.00 - 60.00	2000.00 - 2500.00	-
Matara	-	-	130.00 - 135.00	36.00 - 40.00	75.00 - 85.00	90.00 - 120.00	40.00 - 50.00	45.00 - 48.00	2000.00 - 2300.00	100.00 - 120.00
Galle	100.00 - 120.00	35.00 - 40.00	160.00 - 200.00	40.00 - 46.00	60.00 - 65.00	100.00 - 130.00	50.00 - 60.00	60.00 - 75.00	2900.00 - 3000.00	100.00 - 120.00
Tissamaharama	-	30.00 - 35.00	110.00 - 130.00	30.00 - 35.00	60.00 - 65.00	60.00 - 70.00	50.00 - 55.00	25.00 - 30.00	2500.00 - 2500.00	90.00 - 100.00
Meegoda (DEC)	100.00 - 110.00	-	130.00 - 160.00	40.00 - 40.00	65.00 - 65.00	90.00 - 100.00	60.00 - 80.00	35.00 - 40.00	2000.00 - 2400.00	100.00 - 130.00
Embilipitiya	60.00 - 80.00	40.00 - 50.00	140.00 - 150.00	20.00 - 40.00	100.00 - 120.00	100.00 - 120.00	60.00 - 90.00	15.00 - 20.00	1850.00 - 2400.00	110.00 - 130.00
Jaffna	50.00 - 80.00	-	120.00 - 180.00	-	100.00 - 120.00	50.00 - 80.00	-	-	2250.00 - 2500.00	150.00 - 160.00
Vavuniya	-	-	120.00 - 150.00	55.00 - 60.00	-	90.00 - 110.00	100.00 - 120.00	-	2800.00 - 3000.00	120.00 - 150.00
Mannar	-	-	150.00 - 160.00	40.00 - 50.00	-	110.00 - 140.00	80.00 - 100.00	100.00 - 120.00	2600.00 - 3000.00	120.00 - 150.00
Killinochchi	50.00 - 70.00	-	140.00 - 160.00	50.00 - 60.00	100.00 - 120.00	50.00 - 60.00	80.00 - 100.00	-	2400.00 - 2500.00	150.00 - 160.00
Mullaittivu	60.00 - 70.00	-	100.00 - 140.00	-	-	-	-	-	-	100.00 - 140.00
Batticaloa	-	-	180.00 - 200.00	50.00 - 55.00	100.00 - 100.00	70.00 - 75.00	100.00 - 120.00	-	2300.00 - 2400.00	140.00 - 150.00
Trincomalee	54.00 - 56.00	26.00 - 32.00	150.00 - 165.00	52.00 - 60.00	-	50.00 - 54.00	130.00 - 135.00	32.00 - 35.00	2650.00 - 2800.00	130.00 - 140.00
Veyangoda	-	-	180.00 - 250.00	50.00 - 50.00	80.00 - 100.00	90.00 - 130.00	75.00 - 100.00	60.00 - 100.00	2800.00 - 3000.00	100.00 - 130.00
Galenbindunuwewa	-	-	130.00 - 140.00	-	-	-	50.00 - 80.00	-	2500.00 - 3000.00	130.00 - 140.00
Bandarawela	60.00 - 70.00	-	140.00 - 160.00	30.00 - 40.00	60.00 - 80.00	80.00 - 100.00	50.00 - 60.00	50.00 - 60.00	2400.00 - 2500.00	120.00 - 140.00
Matale	60.00 - 80.00	50.00 - 60.00	120.00 - 150.00	25.00 - 28.00	100.00 - 120.00	100.00 - 120.00	60.00 - 80.00	40.00 - 60.00	2000.00 - 2500.00	100.00 - 120.00

Table 09: Selected Markets: Wholesale Price of Fresh Fish & Eggs (Rs/Kg & Rs/Egg)

Week 31: 28 July - 03 August 2023

Locations	Sea Fish					
	Salaya	Hurulla	Balaya	Kelawalla	Thora	Paraw
Colombo	380.00 – 550.00	680.00 – 850.00	800.00 – 1050.00	1360.00 – 1550.00	2300.00 – 3200.00	1250.00 – 1560.00
Kandy	550.00 – 600.00	800.00 – 850.00	950.00 – 1100.00	1450.00 – 1600.00	2700.00 – 2800.00	1500.00 – 1550.00
Kaluthara	580.00 – 600.00	780.00 – 820.00	-	1200.00 – 1300.00	-	1400.00 – 1500.00
Puttalam	450.00 – 550.00	600.00 – 750.00	650.00 – 800.00	1150.00 – 1350.00	-	1050.00 – 1250.00
Matara	450.00 – 500.00	-	1250.00 – 1350.00	1950.00 – 2000.00	-	-
Hambantota	500.00 – 550.00	-	800.00 – 900.00	1600.00 – 1700.00	-	-
Galle	-	-	900.00 – 900.00	-	1400.00 – 1500.00	-
Batticaloa	350.00 – 400.00	1000.00 – 1100.00	700.00 – 800.00	1900.00 – 2000.00	1800.00 – 1900.00	1100.00 – 1200.00
Trincomalee	480.00 – 520.00	880.00 – 950.00	1120.00 – 1230.00	2100.00 – 2200.00	2280.00 – 2400.00	1680.00 – 1730.00
Mannar	390.00 – 420.00	-	-	-	-	1200.00 – 1300.00

Locations	Sea Fish				Eggs	
	Mora	Shrimps	Thalapath	Teppeli	Brown	White
Colombo	900.00 – 1250.00	1600.00 – 1740.00	1500.00 – 2300.00	-	52.00 – 52.00	50.00 – 54.00
Kandy	1250.00 – 1300.00	1650.00 – 1700.00	2050.00 – 2100.00	-	48.00 – 50.00	49.00 – 50.00
Kaluthara	-	1700.00 – 1800.00	1750.00 – 1800.00	-	-	-
Puttalam	-	1000.00 – 1350.00	-	-	51.50 – 57.00	49.00 – 55.00
Matara	-	1700.00 – 1800.00	2000.00 – 2100.00	-	-	-
Hambantota	-	1700.00 – 1750.00	-	-	-	-
Galle	800.00 – 1000.00	-	2000.00 – 2000.00	-	47.00 – 47.00	46.00 – 47.00
Batticaloa	1300.00 – 1400.00	1400.00 – 1500.00	1800.00 – 1900.00	-	53.00 – 54.00	53.00 – 54.00
Trincomalee	2050.00 – 2100.00	1540.00 – 1580.00	-	-	63.00 – 63.00	62.00 – 63.00
Mannar	1200.00 – 1300.00	1300.00 – 1400.00	-	-	-	50.00 – 51.00

Table 10: Selected Markets: Wholesale Price of Dried Fish (Rs/50Kg)

Week 31: 28 July - 03 August 2023

Locations	Local Dried Fish					
	Sprats	Kattawa	Thora	Mora	Balaya	Anguluwa
Colombo	100000 – 115000	-	-	87500 – 97500	72500 – 80000	-
Kandy	100000 – 105000	-	-	98000 – 100000	88000 – 90000	-
Batticaloa	47500 – 50000	97500 – 100000	-	95000 – 100000	66500 – 70000	-
Trincomalee	52500 – 55000	-	90000 – 94000	-	74000 – 76000	74000 – 76500
Mannar	49000 – 50000	97500 – 100000	-	85000 – 90000	72500 – 75000	50000 – 55000

Locations	Local Dried Fish			Imported Dried Fish		
	Maduwa	Koduwa	Salaya	Sprats	Kattawa	Thora
Colombo	70000 – 77500	-	39000 – 46000	44000 – 55000	80000 – 85000	-
Kandy	75000 – 76000	-	47000 – 49000	50000 – 53000	84000 – 87000	-
Batticaloa	55000 – 60000	-	42500 – 45000	-	-	-
Trincomalee	80000 – 85000	-	40000 – 42500	40000 – 42500	102500 – 105000	-
Mannar	60000 – 65000	-	47500 – 50000	49000 – 50000	-	-

Locations	Imported Dried Fish					
	Mora	Balaya	Anguluwa	Maduwa	Koduwa	Salaya
Colombo	-	-	75000 – 82500	-	-	-
Kandy	-	-	-	-	-	-
Batticaloa	-	-	-	-	-	-
Trincomalee	-	-	-	-	-	-
Mannar	-	-	-	-	-	-

Table 11: Selected Markets: Retail Price of Fresh Fish & Eggs (Rs/Kg & Rs/Eggs)

Week 31: 28 July - 03 August 2023

LOCATIONS	Sea Fish									Eggs			
	Salaya	Hurulla	Balaya	Kelawalla	Thora	Paraw	Mora	Thalapath	Brown	White			
Colombo	680.00 - 1000.00	800.00 - 1200.00	1200.00 - 2000.00	1960.00 - 3200.00	3200.00 - 4800.00	1700.00 - 3000.00	2000.00 - 2800.00	2800.00 - 3600.00	53.00 - 53.00	51.00 - 55.00			
Gampaha	800.00 - 800.00	1000.00 - 1000.00	-	2000.00 - 2000.00	2800.00 - 2800.00	-	-	2800.00 - 2800.00	57.00 - 57.00	55.00 - 56.00			
Kurunegala	600.00 - 700.00	1100.00 - 1200.00	1600.00 - 1600.00	2000.00 - 2000.00	-	1600.00 - 1700.00	1700.00 - 1800.00	2400.00 - 2500.00	55.00 - 55.00	-			
Nikaweratiya	-	900.00 - 1000.00	1000.00 - 1200.00	2600.00 - 2600.00	-	-	-	2800.00 - 2800.00	-	55.00 - 60.00			
Dambulla	600.00 - 700.00	900.00 - 1000.00	1200.00 - 1300.00	2400.00 - 2500.00	2600.00 - 2700.00	1800.00 - 2000.00	1800.00 - 2000.00	2500.00 - 2600.00	57.00 - 58.00	52.00 - 55.00			
Anuradhapura	600.00 - 700.00	900.00 - 1000.00	1000.00 - 1200.00	2200.00 - 2400.00	-	1800.00 - 1900.00	-	2600.00 - 2700.00	-	55.00 - 56.00			
Thambuththegama	-	800.00 - 900.00	-	-	3200.00 - 3200.00	-	2000.00 - 2200.00	2800.00 - 2800.00	-	50.00 - 55.00			
Polonnaruwa	700.00 - 700.00	1300.00 - 1300.00	1400.00 - 1450.00	2000.00 - 2100.00	2800.00 - 2800.00	1550.00 - 1600.00	1800.00 - 1800.00	2500.00 - 2600.00	-	55.00 - 60.00			
Kaluthara	680.00 - 700.00	980.00 - 1000.00	-	1900.00 - 2000.00	-	2300.00 - 2400.00	-	2300.00 - 2400.00	-	53.00 - 54.00			
Badulla	600.00 - 700.00	1000.00 - 1100.00	1200.00 - 1400.00	2000.00 - 2200.00	-	1600.00 - 1700.00	1700.00 - 1800.00	2400.00 - 2500.00	55.00 - 56.00	53.00 - 55.00			
Keppetipola	620.00 - 640.00	1150.00 - 1200.00	1500.00 - 1600.00	1700.00 - 1800.00	-	1700.00 - 1800.00	1500.00 - 1600.00	2400.00 - 2500.00	54.00 - 58.00	53.00 - 57.00			
Moneragala	650.00 - 700.00	900.00 - 1000.00	1000.00 - 1300.00	2600.00 - 2800.00	-	-	-	2800.00 - 3000.00	54.00 - 56.00	53.00 - 55.00			
Kegalle	750.00 - 800.00	950.00 - 1050.00	1500.00 - 1600.00	2500.00 - 2600.00	-	2000.00 - 2100.00	2000.00 - 2050.00	2900.00 - 3000.00	58.00 - 60.00	55.00 - 56.00			
Ampara	-	-	-	2400.00 - 2800.00	-	-	-	2400.00 - 2800.00	56.00 - 56.00	53.00 - 55.00			
Dehiattakandiya	600.00 - 800.00	800.00 - 800.00	1600.00 - 1600.00	2400.00 - 2600.00	2800.00 - 2800.00	-	1800.00 - 1800.00	2000.00 - 2600.00	55.00 - 58.00	48.00 - 55.00			
Nuwaraeliya	640.00 - 650.00	1100.00 - 1200.00	1600.00 - 1700.00	1900.00 - 2000.00	-	1900.00 - 2000.00	1700.00 - 1800.00	2500.00 - 2600.00	54.00 - 56.00	53.00 - 55.00			
Kandy	750.00 - 800.00	1000.00 - 1050.00	1250.00 - 1400.00	2200.00 - 2300.00	3250.00 - 3300.00	1800.00 - 1850.00	1700.00 - 1800.00	2600.00 - 2750.00	52.00 - 54.00	53.00 - 54.00			
Puttalam	550.00 - 650.00	750.00 - 850.00	800.00 - 1000.00	1300.00 - 1500.00	-	1300.00 - 1450.00	-	-	53.00 - 54.00	52.00 - 53.00			
Hambantota	600.00 - 650.00	-	1600.00 - 1700.00	2400.00 - 2600.00	-	-	-	-	-	50.00 - 53.00			
Rathnapura	720.00 - 760.00	-	1420.00 - 1500.00	-	3500.00 - 3600.00	1900.00 - 2000.00	1720.00 - 1800.00	2500.00 - 2600.00	-	49.00 - 50.00			
Matara	630.00 - 700.00	-	1700.00 - 1800.00	2500.00 - 2600.00	-	-	-	2500.00 - 2600.00	-	48.00 - 50.00			
Galle	650.00 - 700.00	900.00 - 1000.00	1400.00 - 1500.00	2500.00 - 2600.00	2400.00 - 2600.00	-	1600.00 - 1800.00	2600.00 - 2800.00	48.00 - 50.00	48.00 - 50.00			
Tissamaharama	600.00 - 650.00	-	1100.00 - 1200.00	-	-	-	-	-	-	54.00 - 56.00			
Meegoda	800.00 - 800.00	-	900.00 - 900.00	2560.00 - 2560.00	-	-	-	-	-	58.00 - 59.00			
Embilipitiya	600.00 - 650.00	800.00 - 850.00	1400.00 - 1500.00	2200.00 - 2400.00	-	1500.00 - 1600.00	1700.00 - 1800.00	2400.00 - 2500.00	56.00 - 58.00	49.00 - 54.00			
Jaffna	-	-	1000.00 - 1000.00	1800.00 - 2000.00	-	1600.00 - 1700.00	2000.00 - 2200.00	-	56.00 - 59.00	54.00 - 56.00			
Vavuniya	690.00 - 750.00	1200.00 - 1280.00	1250.00 - 1300.00	2400.00 - 2500.00	2600.00 - 2650.00	1500.00 - 1600.00	2000.00 - 2100.00	2800.00 - 2900.00	56.00 - 60.00	55.00 - 62.00			
Mannar	500.00 - 550.00	-	1000.00 - 1200.00	-	-	1500.00 - 1600.00	1400.00 - 1600.00	-	-	52.00 - 53.00			
Killinochchi	600.00 - 650.00	-	1000.00 - 1100.00	-	-	1600.00 - 1700.00	2000.00 - 2200.00	-	-	53.00 - 54.00			
Mullaittivu	600.00 - 700.00	1000.00 - 1200.00	1200.00 - 1400.00	-	-	1600.00 - 1800.00	1600.00 - 1800.00	-	-	53.00 - 54.00			
Batticaloa	500.00 - 600.00	1400.00 - 1500.00	1500.00 - 1600.00	2700.00 - 2800.00	2700.00 - 2800.00	2000.00 - 2100.00	2300.00 - 2400.00	2300.00 - 2400.00	55.00 - 56.00	55.00 - 56.00			
Trincomalee	600.00 - 650.00	1000.00 - 1100.00	1280.00 - 1350.00	2300.00 - 2400.00	2480.00 - 2550.00	1750.00 - 1850.00	2250.00 - 2300.00	-	-	-			
Veyangoda	800.00 - 800.00	1200.00 - 1200.00	-	2000.00 - 2000.00	2800.00 - 2800.00	-	-	2800.00 - 2800.00	-	54.00 - 54.00			
Galenbindunuwewa	700.00 - 700.00	1200.00 - 1200.00	1000.00 - 1000.00	2600.00 - 2600.00	3000.00 - 3000.00	2400.00 - 2400.00	2000.00 - 2000.00	2600.00 - 2600.00	-	55.00 - 60.00			
Bandarawela	600.00 - 650.00	900.00 - 1000.00	1100.00 - 1200.00	2000.00 - 2200.00	-	1500.00 - 1600.00	1600.00 - 1700.00	2400.00 - 2500.00	-	53.00 - 55.00			
Matale	600.00 - 600.00	900.00 - 1000.00	1800.00 - 1900.00	2200.00 - 2400.00	3000.00 - 3000.00	1900.00 - 2000.00	1900.00 - 2000.00	2300.00 - 2500.00	57.00 - 58.00	54.00 - 55.00			

Table 12: Selected Markets: Retail Price of Dried Fish (Rs/Kg)

Week 31: 28 July - 03 August 2023

LOCATIONS	Dried Fish							
	Sprats-Imported	Kattawa	Thora	Mora	Balaya	Anguluwa	Salaya	
Colombo	1200.00 – 1400.00	2000.00 – 2800.00	-	2000.00 – 2800.00	1600.00 – 2300.00	1800.00 – 2800.00	1000.00 – 1300.00	
Gampaha	1100.00 – 1400.00	2400.00 – 2600.00	3400.00 – 3600.00	2600.00 – 2600.00	2000.00 – 2200.00	2000.00 – 2000.00	1200.00 – 1400.00	
Kurunegala	1200.00 – 1400.00	2200.00 – 2500.00	-	2200.00 – 2400.00	1800.00 – 2000.00	1800.00 – 2000.00	1000.00 – 1200.00	
Nikaweratiya	1200.00 – 1200.00	2400.00 – 2400.00	-	2200.00 – 2400.00	1800.00 – 1800.00	2200.00 – 2200.00	1200.00 – 1200.00	
Dambulla	1100.00 – 1200.00	2400.00 – 2500.00	-	2400.00 – 2500.00	1700.00 – 1800.00	2300.00 – 2500.00	-	
Anuradhapura	1100.00 – 1250.00	2200.00 – 2600.00	-	2200.00 – 2400.00	1600.00 – 2000.00	2000.00 – 2400.00	1000.00 – 1200.00	
Thambuththegama	1100.00 – 1200.00	-	-	-	1800.00 – 1800.00	1800.00 – 1800.00	1000.00 – 1000.00	
Polonnaruwa	1100.00 – 1200.00	2300.00 – 2400.00	-	2300.00 – 2350.00	2000.00 – 2000.00	2200.00 – 2200.00	1100.00 – 1200.00	
Kaluthara	1100.00 – 1200.00	2400.00 – 2600.00	-	2300.00 – 2400.00	1900.00 – 2000.00	-	1300.00 – 1400.00	
Badulla	1200.00 – 1300.00	2400.00 – 2500.00	-	2200.00 – 2300.00	1600.00 – 1800.00	-	1000.00 – 1200.00	
Keppetipola	1250.00 – 1320.00	2800.00 – 2900.00	-	2500.00 – 2550.00	1700.00 – 1800.00	2360.00 – 2360.00	1200.00 – 1250.00	
Moneragala	1000.00 – 1200.00	2200.00 – 2400.00	-	2300.00 – 2400.00	1800.00 – 2000.00	2000.00 – 2300.00	1000.00 – 1200.00	
Kegalle	1100.00 – 1200.00	2000.00 – 2200.00	-	2000.00 – 2200.00	1800.00 – 2000.00	-	-	
Ampara	1150.00 – 1250.00	2150.00 – 2800.00	-	2200.00 – 2300.00	1650.00 – 2200.00	2400.00 – 2400.00	1200.00 – 1250.00	
Dehiattakandiya	1100.00 – 1200.00	2400.00 – 2500.00	-	-	1800.00 – 2000.00	-	-	
Nuwaraeliya	1280.00 – 1320.00	2700.00 – 2800.00	-	2400.00 – 2500.00	1800.00 – 2000.00	2350.00 – 2400.00	1250.00 – 1300.00	
Kandy	1100.00 – 1400.00	2500.00 – 2600.00	-	2400.00 – 2600.00	2100.00 – 2300.00	2450.00 – 2600.00	1350.00 – 1400.00	
Puttalam	1000.00 – 1120.00	1800.00 – 2800.00	-	2300.00 – 2450.00	1800.00 – 2400.00	1300.00 – 1400.00	950.00 – 1100.00	
Hambantota	1150.00 – 1200.00	2200.00 – 2400.00	-	-	1700.00 – 1900.00	2200.00 – 2300.00	-	
Rathnapura	1100.00 – 1200.00	2300.00 – 2400.00	-	2200.00 – 2300.00	1700.00 – 1800.00	2100.00 – 2200.00	-	
Matara	1200.00 – 1300.00	2300.00 – 2400.00	-	-	1800.00 – 2300.00	2200.00 – 2400.00	-	
Galle	1200.00 – 1400.00	2200.00 – 2600.00	2400.00 – 2600.00	2200.00 – 2600.00	1800.00 – 2000.00	2000.00 – 2200.00	1200.00 – 1400.00	
Tissamaharama	1000.00 – 1100.00	-	-	-	1700.00 – 2000.00	-	-	
Meegoda	1000.00 – 1150.00	1900.00 – 2100.00	-	2200.00 – 2200.00	1800.00 – 2000.00	1600.00 – 1600.00	1000.00 – 1000.00	
Embilipitiya	1000.00 – 1300.00	2200.00 – 2400.00	2200.00 – 2350.00	2200.00 – 2400.00	1700.00 – 2200.00	2250.00 – 2450.00	1400.00 – 1500.00	
Jaffna	1100.00 – 1200.00	2500.00 – 2800.00	-	-	-	-	-	
Vavuniya	1400.00 – 1500.00	2000.00 – 2200.00	-	-	1800.00 – 1900.00	1400.00 – 1500.00	1000.00 – 1150.00	
Mannar	1100.00 – 1200.00	2100.00 – 2300.00	-	2000.00 – 2200.00	1600.00 – 1800.00	1200.00 – 1350.00	1100.00 – 1200.00	
Killinochchi	1000.00 – 1200.00	2800.00 – 3000.00	-	2850.00 – 3000.00	-	1200.00 – 1400.00	1000.00 – 1200.00	
Mullaittivu	1400.00 – 1500.00	2300.00 – 2500.00	-	2000.00 – 2200.00	1800.00 – 1900.00	1200.00 – 1300.00	1000.00 – 1100.00	
Batticaloa	1100.00 – 1200.00	2100.00 – 2200.00	-	2100.00 – 2200.00	1500.00 – 1600.00	-	1000.00 – 1100.00	
Trincomalee	1200.00 – 1280.00	2200.00 – 2300.00	2050.00 – 2200.00	-	1600.00 – 1650.00	1620.00 – 1680.00	980.00 – 1100.00	
Veyangoda	1000.00 – 1200.00	2000.00 – 2200.00	-	2200.00 – 2400.00	1600.00 – 1800.00	1800.00 – 2200.00	1000.00 – 1200.00	
Galenbindunuwewa	1100.00 – 1200.00	2400.00 – 2600.00	-	2200.00 – 2400.00	1600.00 – 2200.00	2200.00 – 2200.00	1000.00 – 1200.00	
Bandarawela	1000.00 – 1200.00	2200.00 – 2400.00	-	2000.00 – 2200.00	1500.00 – 1600.00	-	1000.00 – 1200.00	
Matale	1200.00 – 1400.00	2600.00 – 2700.00	3500.00 – 3600.00	2200.00 – 2400.00	2100.00 – 2200.00	2300.00 – 2400.00	1000.00 – 1100.00	

Table 13: Selected Markets: Retail Price of Meat (Rs/Kg)

Week 31: 28 July - 03 August 2023

LOCATIONS	Meat	Meat (Chicken)		Meat	
	Beef	Broiler	Curry	Mutton	Pork
Colombo	2200.00 - 2500.00	1400.00 - 1540.00	1450.00 - 1600.00	3100.00 - 3400.00	1400.00 - 1700.00
Gampaha	2200.00 - 2200.00	1450.00 - 1450.00	1650.00 - 1650.00	3000.00 - 3000.00	1400.00 - 1400.00
Kurunegala	2000.00 - 2000.00	1400.00 - 1500.00	-	2700.00 - 2700.00	1400.00 - 1500.00
Nikaweratiya	2000.00 - 2200.00	1350.00 - 1350.00	-	-	-
Dambulla	-	1430.00 - 1460.00	1600.00 - 1700.00	-	1500.00 - 1600.00
Anuradhapura	2200.00 - 2200.00	1450.00 - 1500.00	-	3200.00 - 3500.00	1500.00 - 1600.00
Thambuththegama	2000.00 - 2300.00	1380.00 - 1400.00	-	-	1450.00 - 1650.00
Polonnaruwa	-	1600.00 - 1650.00	-	-	1800.00 - 1800.00
Kaluthara	2300.00 - 2400.00	1500.00 - 1520.00	1450.00 - 1500.00	-	1600.00 - 1700.00
Badulla	1800.00 - 2000.00	1580.00 - 1630.00	-	2800.00 - 3000.00	-
Keppetipola	2000.00 - 2100.00	1540.00 - 1580.00	1640.00 - 1660.00	2900.00 - 3000.00	-
Moneragala	2000.00 - 2000.00	1600.00 - 1650.00	-	2800.00 - 2800.00	1500.00 - 1600.00
Kegalle	2200.00 - 2200.00	1350.00 - 1590.00	-	3000.00 - 3000.00	1800.00 - 1850.00
Ampara	2100.00 - 2100.00	-	1400.00 - 1600.00	-	1650.00 - 1700.00
Dehiattakandiya	2200.00 - 2200.00	1400.00 - 1420.00	-	-	1380.00 - 1650.00
Nuwaraeliya	2000.00 - 2200.00	1560.00 - 1600.00	1660.00 - 1680.00	3000.00 - 3200.00	1900.00 - 2000.00
Kandy	2200.00 - 2200.00	1360.00 - 1370.00	1450.00 - 1475.00	3000.00 - 3000.00	1700.00 - 1750.00
Puttalam	2200.00 - 2300.00	1400.00 - 1500.00	-	3200.00 - 3200.00	-
Hambantota	-	1450.00 - 1460.00	-	-	-
Rathnapura	2200.00 - 2200.00	1360.00 - 1450.00	1600.00 - 1650.00	2900.00 - 3000.00	1500.00 - 1550.00
Matara	-	1420.00 - 1440.00	-	-	-
Galle	2200.00 - 2200.00	1450.00 - 1500.00	1560.00 - 1600.00	3300.00 - 3400.00	-
Tissamaharama	-	1450.00 - 1500.00	-	2800.00 - 2800.00	1800.00 - 1850.00
Meegoda	2400.00 - 2400.00	1350.00 - 1400.00	1650.00 - 1700.00	3200.00 - 3200.00	1600.00 - 1650.00
Embilipitiya	2100.00 - 2200.00	1350.00 - 1400.00	1400.00 - 1400.00	2900.00 - 3000.00	1500.00 - 1700.00
Jaffna	1700.00 - 2000.00	1600.00 - 1650.00	1700.00 - 1800.00	3200.00 - 3500.00	-
Vavuniya	2100.00 - 2200.00	1600.00 - 1700.00	-	2900.00 - 3000.00	-
Mannar	1800.00 - 1900.00	1700.00 - 1800.00	2100.00 - 2100.00	-	-
Killinochchi	1900.00 - 1950.00	1800.00 - 1850.00	1900.00 - 1950.00	3000.00 - 3200.00	-
Mullaittivu	1700.00 - 1800.00	1800.00 - 1900.00	-	-	-
Batticaloa	1700.00 - 1800.00	1600.00 - 1700.00	1900.00 - 2000.00	-	-
Trincomalee	1850.00 - 1880.00	1560.00 - 1600.00	1880.00 - 1900.00	-	-
Veyangoda	2200.00 - 2200.00	1400.00 - 1400.00	1600.00 - 1600.00	2950.00 - 2950.00	1400.00 - 1400.00
Galenbindunuwewa	1900.00 - 2000.00	1430.00 - 1430.00	-	-	1500.00 - 1600.00
Bandarawela	2000.00 - 2200.00	1550.00 - 1600.00	-	3000.00 - 3200.00	-
Matale	2200.00 - 2200.00	1450.00 - 1460.00	-	2800.00 - 2900.00	1600.00 - 1700.00

Table 14: Colombo: Wholesale Prices (Rs/Kg or Rs/Pieces)

Week 31: 28 July - 03 August 2023

COMMODITY	Range	Average Price			Change Compared to		COMMODITY	Range	Average Price			Change Compared to	
		This Week	Last Week	Last Year	Last Week (%)	Last Year (%)			This Week	Last Week	Last Year	Last Week (%)	Last Year (%)
Rice							Coconut						
Local							Large	90.00 - 100.00	96.25	95.63	77.30	0.65	24.51
Samba 1	205.00 - 210.00	207.50	207.50	248.00	0.00	-16.33	Small	75.00 - 85.00	80.00	78.13	69.00	2.40	15.94
Samba 2	195.00 - 200.00	198.50	197.50		0.51								
Keeri Samba	255.00 - 260.00	257.50	257.30	251.50	0.08	2.39							
Nadu 1	175.00 - 190.00	179.50	176.10		1.93		Fruits (Rs/Fruit)						
Nadu 2	170.00 - 170.00	170.00	167.00		1.80		Plantain						
Raw (Red)	145.00 - 150.00	146.00	140.50	238.75	3.91	-38.85	Ambul (Rs/Kg)	100.00 - 180.00	137.69	120.83	108.67	13.95	26.71
Raw (White)	160.00 - 170.00	168.00	166.50	220.90	0.90	-23.95	Kolikuttu (Rs/Kg)	350.00 - 420.00	386.67	380.00	212.31	1.75	82.13
Imported							Seeni (Rs/Kg)	100.00 - 150.00	123.64	111.67	106.15	10.72	16.47
Samba	215.00 - 220.00	219.29	213.80	186.20	2.57	17.77	Anamalu	18.00 - 24.00	21.00	20.25	14.62	3.70	43.68
Nadu				188.70			Ambun	25.00 - 32.00	28.83	27.23	17.62	5.89	63.68
Raw (Red)							Papaw(Rs/Kg)	70.00 - 150.00	112.14	89.29	126.92	25.60	-11.65
Raw (White)	185.00 - 190.00	185.83	185.63	164.70	0.11	12.83	Passion Fruit	35.00 - 42.00	39.56	35.00	28.67	13.02	37.98
Dried Chillies							Pineapple Large	950.00 - 960.00	953.33	841.25	480.00	13.32	98.61
Imported	1050.00 - 1100.00	1065.00	1111.00	1473.00	-4.14	-27.70	Pineapple Medium	720.00 - 730.00	723.33	640.00	370.00	13.02	95.50
Onion							Pineapple Small	550.00 - 560.00	553.33	496.25	305.00	11.50	81.42
Sinnan							Mango						
Vedalan	280.00 - 350.00	310.00	414.00	314.38	-25.12	-1.39	Betti			46.71			
Imported			422.00	255.00			Karthakolomban	100.00 - 140.00	119.17	93.08	161.54	28.03	-26.23
Big Onion							Vilad	70.00 - 80.00	75.00	66.43	65.00	12.90	15.38
Imported	110.00 - 120.00	113.50	102.80	159.00	10.41	-28.62	Kohu						
Local							Other						
Potato							Wood Apple	50.00 - 80.00	65.00	70.00	22.50	-7.14	188.89
Welimada							Orange	40.00 - 60.00	48.75	55.00	65.00	-11.36	-25.00
N'Eliya	320.00 - 350.00	338.33	329.00	355.00	2.84	-4.69	Avocado	50.00 - 80.00	61.54	73.33	66.92	-16.08	-8.05
Imported	170.00 - 185.00	175.00	192.00	192.00	-8.85	-8.85	Slime Apple	25.00 - 30.00	27.11	22.60	32.00	19.96	-15.28
Pulses							Grapes (Imp., Rs/Kg)	1100.00 - 1100.00	1100.00	1200.00		-8.33	
Green Gram	900.00 - 950.00	932.00	877.50	784.00	6.21	18.88	King Coconut	100.00 - 120.00	110.00	87.69	100.00	25.44	10.00
Cowpea (White)	800.00 - 850.00	818.75	763.50	695.00	7.24	17.81	Sea Fish						
Cowpea (Red)	850.00 - 900.00	870.00	844.00	661.25	3.08	31.57	Salaya	380.00 - 550.00	469.00	483.00	671.00	-2.90	-30.10
Red Dhal	290.00 - 295.00	292.00	271.90	452.00	7.39	-35.40	Hurulla	680.00 - 850.00	760.00	882.00	822.50	-13.83	-7.60
Vegetable							Balaya	800.00 - 1050.00	922.00	1034.00	917.50	-10.83	0.49
Beans (Butter)							Kelawalla	1360.00 - 1550.00	1451.00	1424.00	1432.22	1.90	1.31
Beans(Green)	250.00 - 350.00	297.00	300.00	326.00	-1.00	-8.90	Thora	2300.00 - 3200.00	2685.00	2530.00	2575.00	6.13	4.27
Carrot	350.00 - 380.00	362.00	404.00	221.00	-10.40	63.80	Paraw	1250.00 - 1560.00	1409.00	1476.00	1396.00	-4.54	0.93
Leeks	120.00 - 140.00	127.00	147.00	150.00	-13.61	-15.33	Mora	900.00 - 1250.00	1077.00	1216.67		-11.48	
Beetroot	130.00 - 280.00	192.50	208.33	120.00	-7.60	60.42	Shrimps	1600.00 - 1740.00	1679.00	1665.00	1376.67	0.84	21.96
Knolkhol	80.00 - 100.00	84.00	88.00	105.00	-4.55	-20.00	Thalapat	1500.00 - 2300.00	1890.00	2065.00	1900.00	-8.47	-0.53
Raddish	50.00 - 70.00	57.00	59.00	68.00	-3.39	-16.18	Eggs						
Cabbage	120.00 - 150.00	130.00	144.00	185.00	-9.72	-29.73	Brown	52.00 - 52.00	52.00		46.75		11.23
Tomato	180.00 - 250.00	213.00	218.00	300.00	-2.29	-29.00	White	50.00 - 54.00	51.75	56.63	44.75	-8.61	15.64
Ladies Fingers	80.00 - 100.00	90.00	108.00	178.00	-16.67	-49.44	Dried Fish						
Brinjal	300.00 - 350.00	322.00	300.00	265.00	7.33	21.51	Sprats	2000.00 - 2300.00	2193.00	2144.00	1979.00	2.29	10.81
Capsicum	300.00 - 350.00	320.00	347.00	613.00	-7.78	-47.80	Sprats (Imported)	880.00 - 1100.00	995.00	998.33	1534.17	-0.33	-35.14
Pumpkin	120.00 - 130.00	124.00	108.00	136.00	14.81	-8.82	Kattawa						
Cucumber	50.00 - 80.00	67.00	59.00	82.00	13.56	-18.29	Kattawa (Imported)	1600.00 - 1700.00	1655.00	1660.00	2098.75	-0.30	-21.14
Bitter Gourd	200.00 - 220.00	208.00	248.00	251.00	-16.13	-17.13	Thora						
Snake Gourd	120.00 - 150.00	135.00	118.00	249.00	14.41	-45.78	Thora (Imported)						
Drumstick	150.00 - 300.00	231.67	162.73	263.00	42.36	-11.91	Mora	1750.00 - 1950.00	1838.00	1964.00	2468.33	-6.42	-25.54
Luffa	100.00 - 130.00	117.00	100.00	176.00	17.00	-33.52	Mora (Imported)						
Long Beans	150.00 - 200.00	162.00	152.00	196.00	6.58	-17.35	Balaya	1450.00 - 1600.00	1525.00	1686.00	1763.75	-9.55	-13.54
Ash Plantain	150.00 - 160.00	154.00	149.00	90.00	3.36	71.11	Balaya (Imported)						
Green Chillies	300.00 - 400.00	360.00	474.00	423.00	-24.05	-14.89	Anguluwa						
Lime	250.00 - 350.00	295.00	292.00	201.00	1.03	46.77	Anguluwa (Imported)	1500.00 - 1650.00	1570.00	1552.86	1908.33	1.10	-17.73
Root Crops							Maduwa	1400.00 - 1550.00	1487.00	1512.00		-1.65	
Sweet Potato	80.00 - 120.00	98.00	108.00	107.00	-9.26	-8.41	Maduwa (Imported)						
Manioc	140.00 - 160.00	148.00	150.00	85.56	-1.33	72.99	Koduwa						
Leafy Vegetable							Koduwa (Imported)						
Mukunuwenna	40.00 - 50.00	45.00	45.00	39.60	0.00	13.64	Salaya	780.00 - 920.00	842.00	918.00	931.00	-8.28	-9.56
Kankun	40.00 - 50.00	45.00	45.00	39.60	0.00	13.64	Salaya (Imported)						
Gotukola (Rs/Kg)	280.00 - 300.00	290.00	290.00	157.00	0.00	84.71							

This Week:
Last Week:

Week 31: 28 July - 03 August 2023
Week 30: 21 - 27 July 2023

Table 15: Colombo &Suburbs: Retail Prices (Rs/Kg or Rs/Piece)

Week 31: 28 July - 03 August 2023

COMMODITY	Range	Average Price			Change Compared to		COMMODITY	Range	Average Price			Change Compared to	
		This Week	Last Week	Last Year	Last Week (%)	Last Year (%)			This Week	Last Week	Last Year	Last Week (%)	Last Year (%)
<u>Rice</u>							<u>Coconut</u>						
Local							Large	100.00 · 120.00	112.22	112.00	96.35	0.22	16.47
Samba 1	225.00 · 230.00	228.75	224.42	262.16	4.33	-12.74	Small	80.00 · 100.00	92.00	92.29	79.84	-0.29	15.23
Samba 2	200.00 · 220.00	214.71	212.00	251.33	2.71	-14.57							
Keeri Samba	260.00 · 280.00	269.00	265.00	271.41	4.00	-0.89	<u>Fruits (Rs/Fruit)</u>						
Nadu 1	210.00 · 220.00	217.78	213.85	251.20	3.93	-13.31	Plantain						
Nadu 2	190.00 · 210.00	196.82	193.60	245.00	3.22	-19.67	Ambul (Rs/Kg)	150.00 · 240.00	195.67	186.06	151.05	9.61	29.54
Raw (Red)	150.00 · 180.00	162.59	160.65	260.00	1.94	-37.46	Kolikuttu (Rs/Kg)	400.00 · 500.00	468.93	466.97	270.00	1.96	73.68
Raw (White)	170.00 · 190.00	184.04	183.26	258.28	0.78	-28.74	Seeni (Rs/Kg)	160.00 · 220.00	195.17	190.00	155.26	5.17	25.70
Imported							Anamalu	30.00 · 44.00	33.28	32.21	22.37	1.07	48.78
Samba	220.00 · 240.00	231.84	230.45	221.62	1.39	4.61	Ambun	35.00 · 55.00	43.81	41.68	27.45	2.13	59.61
Nadu	·	·	·	218.89	·	·	Papaw(Rs/Kg)	160.00 · 300.00	214.84	183.08	207.78	31.76	3.40
Raw (Red)	·	·	·	·	·	·	Passion Fruit	40.00 · 76.00	57.57	56.43	44.90	1.14	28.22
Raw (White)	190.00 · 220.00	212.08	210.00	203.16	2.08	4.39	Pineapple Large	1000.00 · 1300.00	1108.44	994.35	517.08	114.09	114.36
<u>Dried Chillies</u>							Pineapple Medium	750.00 · 975.00	848.91	776.84	427.27	72.07	98.68
Imported	1200.00 · 1400.00	1300.00	1314.35	2012.16	-14.35	-35.39	Pineapple Small	550.00 · 750.00	650.00	579.57	338.40	70.43	92.08
<u>Onion</u>							Mango						
Sinnan	·	·	·	·	·	·	Betti	·	·	·	·	·	·
Vedalan	400.00 · 650.00	546.00	587.06	546.00	-41.06	0.00	Karthakolomban	120.00 · 200.00	166.67	164.00	202.86	2.67	-17.84
Imported	400.00 · 500.00	430.00	452.22	379.31	-22.22	13.36	Vilad	80.00 · 160.00	113.64	90.63	91.05	23.01	24.80
<u>Big Onion</u>							Kohu	·	·	·	·	·	·
Imported	120.00 · 160.00	142.80	141.20	214.00	1.60	-33.27	<u>Other</u>						
Local	·	·	·	·	·	·	Wood Apple	60.00 · 130.00	100.63	111.25	79.69	-10.63	26.27
<u>Potato</u>							Orange	60.00 · 130.00	89.58	91.04	113.93	-1.46	-21.37
Welimada	·	·	·	·	·	·	Avocado	60.00 · 150.00	94.23	101.30	103.10	-7.07	-8.61
N'Eliya	400.00 · 450.00	430.00	423.33	523.67	6.67	-17.89	Slime Apple	50.00 · 120.00	79.21	68.00	81.88	11.21	-3.25
Imported	190.00 · 260.00	231.25	237.39	232.22	-6.14	-0.42	Grapes (Imp., Rs/Kg)	1400.00 · 2800.00	2200.00	2313.04	·	-113.04	·
<u>Pulses</u>							King Coconut	130.00 · 150.00	146.00	142.67	137.27	3.33	6.36
Green Gram	1000.00 · 1400.00	1203.48	1182.00	978.44	21.48	23.00	<u>Sea Fish</u>						
Cowpea (White)	850.00 · 1200.00	1003.33	956.47	858.52	46.86	16.87	Salaya	680.00 · 1000.00	767.83	777.92	859.17	-10.09	-10.63
Cowpea (Red)	880.00 · 1250.00	1055.00	972.78	749.09	82.22	40.84	Hurulla	800.00 · 1200.00	1044.44	1135.45	1093.33	-91.01	-4.47
Red Dhal	300.00 · 360.00	324.26	308.75	532.70	15.51	-39.13	Balaya	1200.00 · 2000.00	1570.63	1658.00	1717.14	-87.38	-8.53
<u>Vegetable</u>							Kelawalla	1960.00 · 3200.00	2550.53	2531.82	2340.91	18.71	8.95
Beans (Butter)	·	·	·	·	·	·	Thora	3200.00 · 4800.00	3845.45	3778.57	3398.57	66.88	13.15
Beans(Green)	320.00 · 520.00	424.00	450.29	533.10	-26.29	-20.47	Paraw	1700.00 · 3000.00	2604.00	2633.33	2366.67	-29.33	10.03
Carrot	400.00 · 600.00	488.48	511.21	350.00	-22.73	39.57	Mora	2000.00 · 2800.00	2283.33	2333.33	·	-50.00	·
Leeks	140.00 · 400.00	260.56	282.86	263.70	-22.30	-1.19	Shrimps	1700.00 · 2200.00	1893.00	1976.47	1620.83	-83.47	16.79
Beetroot	160.00 · 400.00	317.14	401.21	251.03	-84.07	26.33	Thalapath	2800.00 · 3600.00	3112.00	3154.17	2727.50	-42.17	14.10
Knolkhol	100.00 · 340.00	237.58	248.75	236.45	-11.17	0.48	<u>Eggs</u>						
Raddish	70.00 · 280.00	184.55	200.61	188.21	-16.06	-1.95	Brown	53.00 · 53.00	53.00	57.67	51.97	-4.67	1.98
Cabbage	130.00 · 320.00	252.12	305.48	358.57	-53.36	-29.69	White	51.00 · 55.00	53.30	57.85	50.80	-4.55	4.92
Tomato	200.00 · 480.00	361.43	452.50	475.00	-91.07	-23.91	<u>Dried Fish</u>						
Ladies Fingers	100.00 · 320.00	235.88	259.06	329.29	-23.18	-28.37	Sprats	2100.00 · 2600.00	2320.00	2283.33	2527.59	36.67	-8.21
Brinjal	320.00 · 600.00	460.61	459.69	391.67	0.92	17.60	Sprats (Imported)	1200.00 · 1400.00	1244.83	1250.00	1866.67	-5.17	-33.31
Capsicum	320.00 · 600.00	486.18	510.65	872.80	-24.47	-44.30	Kattawa	2000.00 · 2800.00	2459.26	2471.43	3129.63	-12.17	-21.42
Pumpkin	130.00 · 240.00	208.13	200.00	272.00	8.13	-23.48	Thora	·	·	·	·	·	·
Cucumber	60.00 · 200.00	150.65	165.45	192.07	-14.81	-21.57	Mora	2000.00 · 2800.00	2373.91	2404.00	2969.23	-30.09	-20.05
Bitter Gourd	250.00 · 480.00	376.77	410.00	408.62	-33.23	-7.79	Balaya	1600.00 · 2300.00	2014.29	2062.96	2466.67	-48.68	-18.34
Snake Gourd	140.00 · 340.00	268.79	313.94	391.60	-45.15	-31.36	Anguluwa	1800.00 · 2800.00	2312.50	2373.33	2946.15	-60.83	-21.51
Drumstick	200.00 · 480.00	345.17	366.86	453.21	-21.68	-23.84	Maduwa	2300.00 · 2400.00	2366.67	2450.00	·	-83.33	·
Luffa	120.00 · 400.00	265.28	290.86	333.67	-25.58	-20.50	Koduwa	·	·	·	·	·	·
Long Beans	180.00 · 400.00	284.14	321.33	361.67	-37.20	-21.44	Salaya	1000.00 · 1300.00	1170.00	1208.70	1388.00	-38.70	-15.71
Ash Plantain	180.00 · 340.00	274.29	283.87	219.26	-9.59	25.10	<u>Meat</u>						
Green Chillies	420.00 · 800.00	655.28	705.71	660.00	-50.44	-0.72	Beef (without Bones)	2200.00 · 2500.00	2312.50	2325.00	2116.67	-12.50	9.25
Lime	350.00 · 700.00	549.39	547.43	461.07	1.97	19.16	Chicken (Broiler)	1400.00 · 1540.00	1459.00	1479.00	1348.18	-20.00	8.22
<u>Root Crops</u>							Chicken (Curry)	1450.00 · 1600.00	1552.22	1570.00	1273.33	-17.78	21.90
Sweet Potato	100.00 · 240.00	195.45	205.43	226.67	-9.97	-13.77	Mutton	3100.00 · 3400.00	3257.14	3287.50	2788.89	-30.36	16.79
Manioc	150.00 · 240.00	195.94	205.71	173.79	-9.78	12.74	Pork	1400.00 · 1700.00	1575.00	1575.00	1200.00	0.00	31.25
<u>Leafy Vegetable</u>													
Mukunuwenna	45.00 · 80.00	72.42	70.32	77.14	2.10	-6.12							
Kankun	45.00 · 80.00	72.50	70.32	77.14	2.18	-6.02							
Gotukola	100.00 · 140.00	101.76	99.84	78.10	1.93	30.31							

This Week: Week 31: 28 July - 03 August 2023

Last Week: Week 30: 21 - 27 July 2023

Table 16: Farmgate/Producer Prices of Food Commodities in Selected Producing Areas (Rs/Kg)

Week 31: 28 July - 03 August 2023

COMMODITY	Range	Average Price	COMMODITY	Range	Average Price	COMMODITY	Range	Average Price
<u>Paddy</u>			<u>Vegetable (Up Country)</u>			<u>Snake Gourd</u>		
Short Grain			Beans			Dambulla	65.00 – 76.00	71.20
A'pura	104.00 – 110.00	106.40	Dambulla	340.00 – 390.00	370.00	Hambantota	130.00 – 150.00	140.00
P'narawa	110.00 – 111.00	110.40	Welimada	290.00 – 310.00	300.00	Embilipitiya	130.00 – 150.00	140.00
Kalawewa	105.00 – 110.00	108.00	Badulla	240.00 – 275.00	259.00	Matara	-	
Kurunegala	88.00 – 110.00	100.20	Carrot			A'pura	80.00 – 100.00	88.00
Dehiattakandiya	100.00 – 110.00	105.00	N'Eliya	350.00 – 365.00	357.00	Luffa		
Nikaweratiya	85.00 – 110.00	99.75	Welimada	330.00 – 345.00	338.00	Dambulla	86.00 – 95.00	92.20
Ampara	100.00 – 100.00	100.00	Hanguranketha	365.00 – 400.00	382.00	Hambantota	80.00 – 100.00	90.00
Long Grain (White)			Leeks			Embilipitiya	120.00 – 140.00	132.00
A'pura	87.00 – 93.00	89.40	N'Eliya	70.00 – 80.00	76.00	Matara	-	
P'narawa	93.00 – 94.00	93.40	Welimada	75.00 – 85.00	79.00	A'pura	100.00 – 110.00	104.00
Kalawewa	90.00 – 95.00	91.80	Beetroot			Green Chillies		
Kurunegala	75.00 – 95.00	86.40	N'Eliya	130.00 – 140.00	135.00	Dambulla	380.00 – 420.00	400.00
Dehiattakandiya	85.00 – 92.50	88.83	Dambulla	100.00 – 120.00	106.00	Hambantota	-	
Embilipitiya	-		Kurunegala	-		Embilipitiya	640.00 – 670.00	654.00
Nikaweratiya	75.00 – 95.00	84.88	Welimada	130.00 – 140.00	136.00	Puttalam	300.00 – 370.00	338.00
Hambantota	-		Hanguranketha	115.00 – 135.00	124.40	A'pura	400.00 – 450.00	420.00
Ampara	76.00 – 86.00	83.14	Knol Khol			Pumpkin		
Long Grain (Red)			N'Eliya	60.00 – 70.00	66.00	Dambulla	86.00 – 95.00	89.40
Matara	83.00 – 85.00	84.25	Welimada	55.00 – 65.00	60.00	Hambantota	70.00 – 90.00	77.50
Hambantota	85.00 – 86.00	85.25	Hanguranketha	45.00 – 60.00	50.60	Embilipitiya	80.00 – 100.00	92.00
Embilipitiya	84.00 – 86.00	85.20	Raddish			Matara	60.00 – 65.00	63.33
Keeri Samba			N'Eliya	25.00 – 30.00	27.00	A'pura	70.00 – 80.00	74.00
A'pura	-		Welimada	20.00 – 28.00	24.80	Moneragala	80.00 – 90.00	84.00
P'narawa	139.00 – 140.00	139.50	Hambantota	40.00 – 50.00	45.00	Cucumber		
Kalawewa	-		Hanguranketha	20.00 – 35.00	26.40	A'pura	30.00 – 40.00	34.00
Kurunegala	110.00 – 135.00	125.00	Cabbage			Dambulla	30.00 – 35.00	32.40
Dehiattakandiya	122.00 – 135.00	126.50	N'Eliya	120.00 – 135.00	127.00	Hambantota	30.00 – 35.00	32.50
Red Onion			Welimada	120.00 – 140.00	126.00	Matara	38.00 – 45.00	41.00
Puttalam	-		Badulla	110.00 – 130.00	122.00	Long Beans		
Jaffna	300.00 – 350.00	315.00	Hanguranketha	90.00 – 105.00	96.00	Dambulla	110.00 – 130.00	121.00
Big Onion			Tomato			Hambantota	-	
Dambulla	-		Welimada	155.00 – 165.00	161.00	Embilipitiya	220.00 – 240.00	228.00
Kalawewa	-		Hambantota	-		Matara	200.00 – 210.00	203.33
A'pura	-		Dambulla	172.50 – 200.00	187.00	A'pura	100.00 – 120.00	108.00
Potato			Hanguranketha	140.00 – 170.00	156.60	Ash Plantain		
N'Eliya	290.00 – 305.00	298.00	Vegetable (Low Country)			Hambantota	40.00 – 50.00	44.00
Badulla	-		Ladies Fingers			Embilipitiya	100.00 – 120.00	106.00
Welimada	280.00 – 295.00	287.00	A'pura	90.00 – 100.00	94.00	Matara	90.00 – 95.00	91.67
Pulses			Dambulla	57.00 – 67.00	63.00	Lime		
Green Gram			Hambantota	50.00 – 60.00	56.00	Hambantota	-	
Hambantota	-		Embilipitiya	50.00 – 60.00	53.00	Embilipitiya	380.00 – 400.00	392.00
Moneragala	700.00 – 780.00	732.00	Matara	80.00 – 90.00	85.00	Moneragala	300.00 – 320.00	308.00
Embilipitiya	780.00 – 800.00	790.00	Brinjal			Fruits (Rs/Kg)		
Nikaweratiya	700.00 – 725.00	712.50	A'pura	200.00 – 220.00	208.00	Banana		
A'pura	750.00 – 800.00	775.00	Dambulla	240.00 – 270.00	256.00	Ambul		
Cowpea			Hambantota	-		Moneragala	50.00 – 60.00	54.00
Hambantota	-		Embilipitiya	260.00 – 300.00	280.00	Embilipitiya	70.00 – 90.00	82.00
Nikaweratiya	500.00 – 500.00	500.00	Matara	190.00 – 220.00	203.33	Hambantota	55.00 – 70.00	63.75
Moneragala	650.00 – 700.00	670.00	Welimada	210.00 – 240.00	224.00	Kolikuttu		
Embilipitiya	690.00 – 700.00	695.00	Capsicum			Moneragala	180.00 – 200.00	188.00
Maize			Badulla	-		Embilipitiya	280.00 – 310.00	296.00
A'pura	145.00 – 150.00	147.50	Welimada	280.00 – 300.00	292.00	Hambantota	-	
Kalawewa	130.00 – 160.00	145.00	Bitter Gourd			Papaw		
Gingelly			A'pura	200.00 – 240.00	216.00	Moneragala	70.00 – 75.00	72.00
A'pura	550.00 – 600.00	575.00	Dambulla	160.00 – 190.00	173.50	Embilipitiya	80.00 – 100.00	89.00
Kalawewa	-		Hambantota	-		Hambantota	40.00 – 60.00	47.50
Black Gram			Embilipitiya	310.00 – 330.00	320.00	Pineapple		
A'pura	800.00 – 850.00	825.00	Matara	240.00 – 260.00	250.00	Divulapitiya	-	
Kalawewa	800.00 – 900.00	850.00						

Annex 01 - Colombo Markets: Retail Prices of Rice and Subsidiary Food Crops (Rs/Kg)

Week 31: 28 July - 03 August 2023

28

CROP	PELIYAGODA	MAHARAGAMA	KIRULAPONE	NUGEGODA	NARAHENPITA	DEMATAGODA	THOTALANGA	KADAWATHA	KIRIBATHGODA
<u>Rice</u>									
Local									
Samba 1	230.00 - 230.00	230.00 - 230.00	225.00 - 230.00	230.00 - 230.00	225.00 - 230.00	230.00 - 230.00	225.00 - 230.00	230.00 - 230.00	230.00 - 230.00
Samba 2	220.00 - 220.00	-	-	220.00 - 220.00	220.00 - 220.00	200.00 - 200.00	220.00 - 220.00	210.00 - 210.00	200.00 - 220.00
Keeri Samba	260.00 - 260.00	280.00 - 280.00	260.00 - 265.00	280.00 - 280.00	-	-	260.00 - 280.00	-	-
Nadu 1	220.00 - 220.00	-	-	-	210.00 - 220.00	220.00 - 220.00	220.00 - 220.00	220.00 - 220.00	-
Nadu 2	190.00 - 200.00	205.00 - 205.00	195.00 - 200.00	190.00 - 195.00	190.00 - 200.00	-	210.00 - 210.00	190.00 - 200.00	200.00 - 210.00
Raw (Red)	150.00 - 180.00	160.00 - 160.00	152.00 - 160.00	155.00 - 160.00	160.00 - 160.00	170.00 - 180.00	160.00 - 160.00	158.00 - 160.00	180.00 - 180.00
Raw (White)	170.00 - 185.00	185.00 - 190.00	190.00 - 190.00	180.00 - 185.00	180.00 - 180.00	180.00 - 190.00	180.00 - 190.00	180.00 - 180.00	190.00 - 190.00
Imported									
Samba	220.00 - 240.00	220.00 - 220.00	230.00 - 230.00	225.00 - 230.00	240.00 - 240.00	230.00 - 240.00	230.00 - 230.00	-	-
Nadu	-	-	-	-	-	-	-	-	-
Raw (Red)	-	-	-	-	-	-	-	-	-
Raw (White)	190.00 - 200.00	-	210.00 - 215.00	210.00 - 215.00	-	220.00 - 220.00	220.00 - 220.00	-	-
<u>Dried Chillies</u>									
Imported	1200.00 - 1300.00	1350.00 - 1350.00	1250.00 - 1300.00	1400.00 - 1400.00	1300.00 - 1400.00	1300.00 - 1400.00	1200.00 - 1200.00	1300.00 - 1400.00	1400.00 - 1400.00
<u>Red Onion</u>									
Sinnan	-	-	-	-	-	-	-	-	-
Vedalan	400.00 - 400.00	600.00 - 600.00	600.00 - 650.00	550.00 - 600.00	600.00 - 600.00	-	-	-	-
Imported	400.00 - 400.00	-	440.00 - 450.00	-	-	500.00 - 500.00	400.00 - 400.00	400.00 - 400.00	460.00 - 480.00
<u>Big Onion</u>									
Imported	120.00 - 140.00	160.00 - 160.00	140.00 - 150.00	150.00 - 160.00	150.00 - 160.00	140.00 - 140.00	120.00 - 130.00	140.00 - 140.00	140.00 - 160.00
Local	-	-	-	-	-	-	-	-	-
<u>Potato</u>									
Welimada	-	-	-	-	-	-	-	-	-
N'Eliya	-	-	450.00 - 450.00	-	440.00 - 440.00	-	400.00 - 400.00	400.00 - 400.00	-
Imported	190.00 - 220.00	260.00 - 260.00	220.00 - 240.00	260.00 - 260.00	220.00 - 260.00	220.00 - 240.00	240.00 - 260.00	220.00 - 240.00	220.00 - 240.00
<u>Pulses</u>									
Green Gram	1000.00 - 1200.00	1300.00 - 1300.00	1200.00 - 1250.00	1200.00 - 1250.00	1000.00 - 1100.00	-	1200.00 - 1300.00	1100.00 - 1100.00	1200.00 - 1400.00
Cowpea (White)	850.00 - 900.00	-	1100.00 - 1100.00	-	1000.00 - 1200.00	-	1000.00 - 1000.00	1040.00 - 1040.00	1200.00 - 1200.00
Cowpea (Red)	880.00 - 900.00	1250.00 - 1250.00	1200.00 - 1250.00	1200.00 - 1250.00	1100.00 - 1200.00	-	1000.00 - 1000.00	1040.00 - 1040.00	-
Red Dhal	300.00 - 310.00	360.00 - 360.00	315.00 - 320.00	350.00 - 360.00	300.00 - 360.00	310.00 - 320.00	300.00 - 320.00	300.00 - 320.00	300.00 - 360.00

Annex 02 - Colombo Markets: Retail Prices of Vegetables (Rs/Kg) and Coconut (Rs/Nut)

Week 31: 28 July - 03 August 2023

29

CROP	PELIYAGODA	MAHARAGAMA	KIRULAPONE	NUGEGODA	NARAHENPITA	DEMATAGODA	THOTALANGA	KADAWATHA	KIRIBATHGODA
<i>Vegetable</i>									
Beans	360.00 - 450.00	480.00 - 520.00	420.00 - 520.00	460.00 - 480.00	400.00 - 460.00	400.00 - 440.00	320.00 - 400.00	320.00 - 400.00	400.00 - 480.00
Carrot	420.00 - 460.00	560.00 - 600.00	460.00 - 580.00	600.00 - 600.00	400.00 - 420.00	400.00 - 600.00	400.00 - 480.00	400.00 - 520.00	520.00 - 520.00
Leeks	140.00 - 160.00	320.00 - 400.00	320.00 - 400.00	240.00 - 320.00	200.00 - 240.00	240.00 - 320.00	160.00 - 200.00	320.00 - 400.00	160.00 - 240.00
Beetroot	160.00 - 200.00	360.00 - 400.00	320.00 - 400.00	320.00 - 400.00	240.00 - 280.00	320.00 - 400.00	240.00 - 320.00	400.00 - 400.00	320.00 - 400.00
Knolkhol	100.00 - 100.00	280.00 - 320.00	320.00 - 340.00	240.00 - 340.00	200.00 - 240.00	200.00 - 200.00	160.00 - 200.00	220.00 - 320.00	220.00 - 240.00
Raddish	70.00 - 120.00	240.00 - 280.00	200.00 - 240.00	240.00 - 280.00	160.00 - 200.00	120.00 - 160.00	120.00 - 160.00	160.00 - 240.00	160.00 - 180.00
Cabbage	130.00 - 160.00	320.00 - 320.00	320.00 - 320.00	320.00 - 320.00	220.00 - 240.00	280.00 - 320.00	200.00 - 240.00	200.00 - 240.00	220.00 - 240.00
Tomato	200.00 - 290.00	480.00 - 480.00	320.00 - 480.00	400.00 - 400.00	320.00 - 380.00	320.00 - 360.00	250.00 - 300.00	400.00 - 480.00	400.00 - 420.00
Ladies Fingers	100.00 - 160.00	320.00 - 320.00	240.00 - 320.00	240.00 - 320.00	180.00 - 240.00	160.00 - 200.00	200.00 - 260.00	200.00 - 240.00	240.00 - 320.00
Brinjal	320.00 - 340.00	480.00 - 520.00	400.00 - 520.00	560.00 - 600.00	400.00 - 450.00	320.00 - 480.00	320.00 - 360.00	400.00 - 600.00	400.00 - 520.00
Capsicum	320.00 - 360.00	560.00 - 600.00	480.00 - 600.00	500.00 - 600.00	450.00 - 600.00	480.00 - 500.00	400.00 - 460.00	400.00 - 480.00	520.00 - 520.00
Pumpkin	130.00 - 140.00	200.00 - 240.00	160.00 - 240.00	220.00 - 240.00	160.00 - 240.00	240.00 - 240.00	140.00 - 160.00	240.00 - 240.00	200.00 - 220.00
Cucumber	60.00 - 80.00	200.00 - 200.00	120.00 - 200.00	120.00 - 200.00	100.00 - 140.00	120.00 - 160.00	100.00 - 120.00	160.00 - 200.00	160.00 - 180.00
Bitter Gourd	250.00 - 300.00	460.00 - 480.00	400.00 - 480.00	320.00 - 480.00	300.00 - 360.00	320.00 - 340.00	260.00 - 300.00	400.00 - 400.00	400.00 - 420.00
Snake Gourd	140.00 - 160.00	320.00 - 320.00	320.00 - 340.00	320.00 - 340.00	220.00 - 280.00	200.00 - 240.00	200.00 - 220.00	300.00 - 320.00	320.00 - 320.00
Drumstick	200.00 - 220.00	400.00 - 480.00	340.00 - 480.00	340.00 - 360.00	320.00 - 350.00	320.00 - 400.00	240.00 - 260.00	240.00 - 320.00	300.00 - 300.00
Luffa	120.00 - 150.00	280.00 - 320.00	230.00 - 400.00	320.00 - 400.00	240.00 - 280.00	240.00 - 320.00	200.00 - 220.00	320.00 - 360.00	240.00 - 260.00
Long Beans	180.00 - 200.00	360.00 - 400.00	300.00 - 400.00	400.00 - 400.00	220.00 - 360.00	240.00 - 320.00	240.00 - 300.00	240.00 - 260.00	240.00 - 240.00
Ash Plantain	180.00 - 220.00	320.00 - 320.00	280.00 - 340.00	260.00 - 340.00	200.00 - 280.00	300.00 - 300.00	240.00 - 260.00	220.00 - 300.00	260.00 - 320.00
Green Chillies	420.00 - 460.00	700.00 - 800.00	600.00 - 800.00	600.00 - 800.00	600.00 - 700.00	600.00 - 800.00	450.00 - 480.00	600.00 - 800.00	800.00 - 800.00
Lime	350.00 - 400.00	600.00 - 700.00	600.00 - 700.00	600.00 - 600.00	450.00 - 500.00	500.00 - 600.00	400.00 - 450.00	500.00 - 600.00	600.00 - 600.00
<i>Root Crops</i>									
Sweet Potato	100.00 - 150.00	200.00 - 220.00	220.00 - 240.00	220.00 - 240.00	180.00 - 240.00	200.00 - 200.00	140.00 - 200.00	200.00 - 240.00	200.00 - 200.00
Manioc	150.00 - 160.00	200.00 - 240.00	200.00 - 240.00	200.00 - 200.00	200.00 - 200.00	160.00 - 160.00	160.00 - 180.00	200.00 - 220.00	200.00 - 220.00
<i>Leafy Vegetable</i>									
Mukunuwenna	45.00 - 50.00	80.00 - 80.00	70.00 - 70.00	80.00 - 80.00	70.00 - 80.00	70.00 - 70.00	60.00 - 60.00	80.00 - 80.00	80.00 - 80.00
Kankun	45.00 - 50.00	80.00 - 80.00	70.00 - 70.00	80.00 - 80.00	70.00 - 80.00	70.00 - 70.00	60.00 - 60.00	80.00 - 80.00	80.00 - 80.00
Gotukola	100.00 - 140.00	100.00 - 100.00	100.00 - 100.00	100.00 - 100.00	100.00 - 100.00	100.00 - 100.00	100.00 - 100.00	100.00 - 100.00	100.00 - 100.00
<i>Coconut</i>									
Large	100.00 - 100.00	120.00 - 120.00	110.00 - 120.00	110.00 - 120.00	110.00 - 120.00	100.00 - 110.00	100.00 - 100.00	110.00 - 120.00	120.00 - 120.00
Small	80.00 - 80.00	90.00 - 100.00	90.00 - 100.00	90.00 - 100.00	90.00 - 90.00	90.00 - 90.00	80.00 - 80.00	90.00 - 100.00	90.00 - 100.00

Annex 03 - Colombo Markets: Retail Prices of Fruits (Rs/Fruit)

Week 31: 28 July - 03 August 2023

30

CROP	PELIYAGODA	MAHARAGAMA	KIRULAPONE	NUGEGODA	NARAHENPITA	DEMATAGODA	THOTALANGA	KADAWATHA	KIRIBATHGODA
<i>Plantain</i>									
Ambul (Rs/Kg)	150.00 - 240.00	200.00 - 200.00	220.00 - 220.00	160.00 - 200.00	200.00 - 220.00	180.00 - 220.00	150.00 - 200.00	180.00 - 200.00	160.00 - 220.00
Kolikuttu (Rs/Kg)	420.00 - 500.00	480.00 - 500.00	400.00 - 450.00	450.00 - 450.00	480.00 - 500.00	500.00 - 500.00	420.00 - 480.00	450.00 - 480.00	450.00 - 480.00
Seeni (Rs/Kg)	180.00 - 220.00	200.00 - 200.00	220.00 - 220.00	180.00 - 200.00	200.00 - 220.00	200.00 - 200.00	160.00 - 180.00	180.00 - 220.00	180.00 - 200.00
Anamalu	30.00 - 32.00	44.00 - 44.00	37.00 - 40.00	35.00 - 35.00	30.00 - 35.00	30.00 - 32.00	30.00 - 35.00	30.00 - 35.00	32.00 - 35.00
Ambun	40.00 - 42.00	55.00 - 55.00	50.00 - 53.00	46.00 - 50.00	40.00 - 45.00	40.00 - 42.00	35.00 - 42.00	40.00 - 45.00	45.00 - 47.00
<i>Pineapple</i>									
Large	1000.00 - 1100.00	-	1100.00 - 1300.00	1200.00 - 1200.00	1050.00 - 1200.00	1025.00 - 1050.00	-	1020.00 - 1020.00	1020.00 - 1100.00
Medium	800.00 - 850.00	900.00 - 900.00	780.00 - 975.00	975.00 - 975.00	780.00 - 930.00	750.00 - 950.00	800.00 - 850.00	780.00 - 900.00	800.00 - 850.00
Small	600.00 - 650.00	750.00 - 750.00	750.00 - 750.00	750.00 - 750.00	600.00 - 700.00	550.00 - 650.00	650.00 - 700.00	550.00 - 600.00	600.00 - 650.00
<i>Mango</i>									
Betti	-	-	-	-	-	-	-	-	-
Karthakolomban	120.00 - 180.00	-	200.00 - 200.00	-	160.00 - 160.00	150.00 - 200.00	120.00 - 120.00	200.00 - 200.00	-
Vilad	80.00 - 100.00	80.00 - 80.00	150.00 - 160.00	100.00 - 120.00	90.00 - 90.00	-	-	-	120.00 - 120.00
Kohu	-	-	-	-	-	-	-	-	-
<i>Other Fruits</i>									
Wood Apple	75.00 - 100.00	120.00 - 120.00	120.00 - 130.00	120.00 - 120.00	100.00 - 120.00	120.00 - 130.00	60.00 - 80.00	80.00 - 100.00	100.00 - 120.00
Orange	70.00 - 100.00	130.00 - 130.00	100.00 - 130.00	100.00 - 100.00	90.00 - 120.00	70.00 - 80.00	60.00 - 80.00	60.00 - 100.00	100.00 - 120.00
Avocado	60.00 - 100.00	150.00 - 150.00	120.00 - 150.00	150.00 - 150.00	100.00 - 120.00	70.00 - 100.00	60.00 - 60.00	60.00 - 120.00	80.00 - 100.00
Slime Apple	50.00 - 55.00	120.00 - 120.00	100.00 - 120.00	100.00 - 100.00	60.00 - 100.00	50.00 - 80.00	50.00 - 50.00	80.00 - 100.00	60.00 - 80.00
Grapes (Rs/Kg)	1400.00 - 1500.00	2800.00 - 2800.00	2500.00 - 2800.00	2500.00 - 2500.00	2300.00 - 2800.00	2300.00 - 2300.00	1500.00 - 2000.00	2000.00 - 2300.00	2000.00 - 2000.00
Papaw (Rs/Kg)	200.00 - 250.00	300.00 - 300.00	300.00 - 300.00	200.00 - 230.00	200.00 - 300.00	180.00 - 200.00	160.00 - 220.00	160.00 - 200.00	180.00 - 200.00
Passion	50.00 - 55.00	-	75.00 - 76.00	75.00 - 75.00	50.00 - 55.00	50.00 - 60.00	40.00 - 40.00	-	40.00 - 40.00
King Coconut	130.00 - 150.00	150.00 - 150.00	150.00 - 150.00	130.00 - 150.00	150.00 - 150.00	150.00 - 150.00	150.00 - 150.00	150.00 - 150.00	130.00 - 150.00

Annex 04 - Colombo Markets: Retail Prices of Sea Fish and Dried Fish (Rs/Kg)

Week 31: 28 July - 03 August 2023

31

CROP	PELIYAGODA	MAHARAGAMA	KIRULAPONE	NUGEGODA	NARAHENPITA	DEMATAGODA	THOTALANGA	KADAWATHA	KIRIBATHGODA
<i>Sea Fish</i>									
Salaya	750.00 - 800.00	720.00 - 720.00	800.00 - 900.00	1000.00 - 1000.00	760.00 - 760.00	720.00 - 800.00	700.00 - 800.00	680.00 - 700.00	760.00 - 800.00
Hurulla	1000.00 - 1100.00	-	1200.00 - 1200.00	1200.00 - 1200.00	-	1000.00 - 1000.00	800.00 - 900.00	800.00 - 800.00	900.00 - 900.00
Balaya	1200.00 - 1300.00	-	-	-	-	1400.00 - 1800.00	1400.00 - 1600.00	1920.00 - 2000.00	1600.00 - 1700.00
Kelawalla	1960.00 - 2100.00	2800.00 - 2800.00	2200.00 - 2400.00	3200.00 - 3200.00	3000.00 - 3000.00	2000.00 - 2000.00	-	2000.00 - 2400.00	2800.00 - 2800.00
Thora	3600.00 - 3800.00	3600.00 - 3600.00	-	4800.00 - 4800.00	4800.00 - 4800.00	-	-	3200.00 - 3200.00	4400.00 - 4400.00
Paraw	1700.00 - 1800.00	3000.00 - 3000.00	-	3000.00 - 3000.00	2400.00 - 2400.00	2600.00 - 2600.00	-	2400.00 - 2400.00	2800.00 - 3000.00
Mora	2000.00 - 2000.00	-	-	-	-	2000.00 - 2000.00	-	2400.00 - 2500.00	2800.00 - 2800.00
Shrimps Small	2000.00 - 2200.00	1760.00 - 1800.00	2000.00 - 2000.00	1700.00 - 1700.00	1900.00 - 1900.00	1800.00 - 1800.00	1800.00 - 1800.00	-	1800.00 - 1900.00
Talapath	2800.00 - 2900.00	3000.00 - 3000.00	3100.00 - 3200.00	3600.00 - 3600.00	3600.00 - 3600.00	2800.00 - 3200.00	2800.00 - 3000.00	3200.00 - 3400.00	3200.00 - 3200.00
<i>Eggs (Rs/Egg)</i>									
Brown	53.00 - 53.00	-	-	-	-	-	-	-	-
White	51.00 - 51.00	55.00 - 55.00	54.00 - 55.00	55.00 - 55.00	52.00 - 54.00	52.00 - 52.00	52.00 - 53.00	53.00 - 53.00	55.00 - 55.00
<i>Dried Fish</i>									
Sprats	2100.00 - 2200.00	2100.00 - 2100.00	2400.00 - 2600.00	2200.00 - 2500.00	2600.00 - 2600.00	2100.00 - 2100.00	-	-	2100.00 - 2200.00
Kattawa	2000.00 - 2300.00	2600.00 - 2600.00	2500.00 - 2500.00	2400.00 - 2600.00	2300.00 - 2800.00	2200.00 - 2600.00	2200.00 - 2300.00	2600.00 - 2600.00	2800.00 - 2800.00
Thora	-	-	-	-	-	-	-	-	-
Mora	2200.00 - 2200.00	2400.00 - 2400.00	2500.00 - 2500.00	2400.00 - 2600.00	2300.00 - 2400.00	2800.00 - 2800.00	2000.00 - 2400.00	2300.00 - 2400.00	2700.00 - 2800.00
Balaya	1800.00 - 2200.00	2200.00 - 2200.00	2200.00 - 2200.00	1800.00 - 2300.00	1900.00 - 2300.00	2200.00 - 2200.00	1600.00 - 1600.00	1800.00 - 1800.00	2300.00 - 2300.00
Anguluwa	1800.00 - 2300.00	2600.00 - 2600.00	2800.00 - 2800.00	2200.00 - 2600.00	-	-	-	2200.00 - 2200.00	-
Salaya	1000.00 - 1100.00	-	1200.00 - 1200.00	1200.00 - 1200.00	1100.00 - 1200.00	1100.00 - 1100.00	1200.00 - 1300.00	1200.00 - 1300.00	1200.00 - 1300.00
<i>Meat</i>									
Beef (without Bones)	-	2300.00 - 2300.00	2500.00 - 2500.00	-	2250.00 - 2250.00	-	2200.00 - 2200.00	-	-
Chicken (Broiler)	1500.00 - 1500.00	1480.00 - 1480.00	1540.00 - 1540.00	1500.00 - 1500.00	1400.00 - 1400.00	1400.00 - 1420.00	1400.00 - 1400.00	1450.00 - 1450.00	1500.00 - 1500.00
Chicken (Curry)	1600.00 - 1600.00	1500.00 - 1500.00	1540.00 - 1540.00	1600.00 - 1600.00	1450.00 - 1450.00	1580.00 - 1580.00	1500.00 - 1500.00	1600.00 - 1600.00	1600.00 - 1600.00
Mutton	-	3200.00 - 3200.00	3200.00 - 3200.00	-	3300.00 - 3300.00	3200.00 - 3200.00	3100.00 - 3100.00	3400.00 - 3400.00	3400.00 - 3400.00
Pork	-	1600.00 - 1600.00	1700.00 - 1700.00	-	-	-	-	1600.00 - 1600.00	1400.00 - 1400.00

Annex 05 : Food Composition of Selected Food Commodities

Commodity	Energy (kcal/100g)	Protein (g/100g)	Total fat (g/100g)	Retinol Eq (μ g/100g)	Vit B2 (mg/100g)	Vit B6 (mg/100g)	Folate (μ g/100g)	Vit C (mg/100g)	Calcium (mg/100g)	Magnesium (mg/100g)	Iron (mg/100g)	Zinc (mg/100g)
Rice												
Rice - (white Kekulu - normal)	361	9.88	1.52	-	0.03	0.09	10.67	-	6.94	26.29	1.22	1.5
Rice - (white Kekulu Samba)	355	8.81	1.53	-	0.03	0.09	8.11	-	9.82	30.48	0.92	1.7
Rice - (Red Kekulu - normal)	366	8.64	2.12	-	0.05	0.1	8.39	-	4.73	31.7	0.88	1.84
Rice -Samba	369	6.86	2.45	-	0.05	0.13	12.79	-	8.71	37.26	1.18	1.49
Rice - Nadu White	366	7.76	1.48	-	0.03	0.12	9.35	-	4.57	20.1	0.64	1.61
Dried chilies	233	12.68	6.41	437	0.84	0.42	46.83	NA	107	231	5.39	1.65
Onion												
Big onions	48	1.67	0.24	0.16	0.01	0.1	32.99	7.58	14.82	16.94	0.45	0.25
Red onions	55	2.13	0.15	0.18	0.02	0.13	30.15	14.26	20.37	19.32	0.31	0.28
Potatoes	71	1.67	0.25		0.01	0.09	14.31	20.5	9.83	23.84	0.46	0.29
Pulses												
Green gram	290	21.97	0.93	19.5	0.28	0.33	135	NA	98.96	146	4.15	2.86
White cowpea	320	21.25	1.14	1.36	0.09	0.26	249	NA	84.1	213	5.04	3.57
Red cowpea	320	20.24	1.08	0.96	0.11	0.27	273	NA	81.83	194	4.95	3.4
Red Dhal	319	23.09	0.77	1.06	1.6	0.22	55	NA	41.27	66.63	7.45	3.34
Vegetables												
Beans	46	3.95	0.15	6.64	0.1	0.3	45.2	7.02	35.68	45.56	0.7	0.59
Carrot	30	0.85	0.45	1240	0.03	0.1	24.71	5.93	27.65	11.7	0.59	0.25
Leeks	30	1.74	0.49	18.56	0.02	0.19	42.63	4.65	29.28	11.77	1.49	0.43
Beetroot	31	2.12	0.15	1.52	0.01	0.09	108	4.51	20.29	34.88	0.77	0.29
Knolkhol	16	1.69	0.34		0.05	0.19	12.7	77.64	40.09	19.35	0.23	0.18
Radish	29	0.75	0.11		0.02	0.09	18.09	12.13	35.64	13.56	0.38	0.16
Cabbage	21	1.35	0.14	3.35	0.05	0.14	52.66	29.62	56.85	18.47	0.33	0.16

Tomatoes	20	0.88	0.56	165	0.03	0.09	20.16	25.58	9.69	14.93	0.31	0.12
Ladies fingers	26	2.06	0.19	12.41	0.08	0.28	70.62	24.48	92.26	55.23	0.96	0.44
Brinjal (Pandora Striped)	29	1.49	0.31	23	0.12	0.09	30.99	1.49	18.95	18	0.32	0.19
Brinjal (Chinese eggplant)	24	1.28	0.33	16.83	0.12	0.11	32.94	3.37	14.4	21.18	0.28	0.16
Capsicum	23	1.22	0.34	38.96	0.03	0.29	28.65	49.63	12.65	11.21	0.21	0.31
Pumpkin (Common)	31	0.86	0.3	30.41	0.02	0.09	17.72	8.73	18.75	9.93	0.49	0.25
Cucumber	19	0.98	0.24	0.58	0.01	0.08	19.66	4.08	22.1	18.22	0.67	0.21
Bitter gourd	19	1.47	0.23	55.08	0.05	0.06	53.1	46.89	25.19	35.81	1.75	0.26
Snake gourd (Dark green)	11	0.82	0.25	10.41	0.03	0.12	18.09	3.54	26.83	25.84	0.41	0.11
Snake gourd (Pale green)	11	0.89	0.25	5.14	0.03	0.07	16.52	2.85	27.11	21.77	0.47	0.2
Drumstick	30	2.48	0.12	3.13	0.06	0.12	60.48	92.33	22.27	28.51	0.5	0.26
Watakolu	12	0.86	0.15	59.33	0.01	0.07	25.48	6.41	14.67	14.01	4.42	0.45
Long beans	24	3.36	0.3	-	0.06	0.11	99.98	8.93	44.22	33.17	1.01	0.08
Ash Plantain	76	2.84	0.56	0.06	0.02	0.07	6.82	4.49	5.19	22.55	0.39	0.21
Green chillies	39	2.28	0.76	38.16	0.08	0.25	21.29	98.61	20.25	36.91	1.25	0.29
Limes	26	0.66	0.26	0.36	0.01	0.05	12.1	38.05	26	15.25	0.12	0.05
Kekiri	17	1.01	0.25	0.76	0.01	0.07	17.34	8.07	25.72	26.2	0.63	0.22
Ash pumpkin (Ash guord)	18	0.8	0.15		0.01	0.15	14.17	9.14	19.27	23.62	0.48	0.13
Cho-Cho	19	0.58	0.12	0.3	0.04	0.07	63.81	23.76	20.55	13.02	0.49	0.12
Thalana batu (Little prince)	21	1.28	0.39	24.33	0.12	0.09	38.63	2.4	12.38	19.62	0.31	0.22
Thalana batu (Thai eggplant)	21	1.45	0.26	18.33	0.11	0.09	31.18	2.71	17.24	37.22	0.37	0.24
Thibbatu	61	1.66	1.96	15.89	0.03	1.02	72.39	10.8	105	57.46	1.06	0.59
Kohila yams	27	0.64	0.16	1.72	0.01	0.14	4.64	1.67	52.33	33.95	0.61	1.62
Kehel muwa	19	1.36	0.63	4.27	0.02	0.12	40.51	8.16	35.09	31.43	0.38	0.39
Ambaralla	37	0.73	0.44	3.36	0.01	0.1	44.49	35.51	20.7	9.28	0.7	0.12
Mango	50	0.75	0.09	14.5	0.02	0.14	34.89	91.63	28.56	17.74	0.5	0.09
Mushroom	27	2.54	0.42	-	0.15	0.13	7.81	11.56	0.9	14.42	1.32	0.79
Dambala	21	1.84	0.2	38.74	0.08	0.4	33.69	19.82	68.24	31.38	1.2	0.44
Coconuts nuts	390	3.67	39.92	-	0.05	0.11	14.86	-				

Root Crop

Sweet potato	108	1.27	0.33	NA	0.04	0.09	14.44	22.2	28.93	21.05	0.51	0.14
Manioc	78	0.92	0.19	NA	0.07	0.2	0.1	1.95	25.31	19.08	19.78	23.73
Nelum ala/Lotus root	79	1.94	0.93	NA	0.05	0.19	26.49	26.63	37.71	26.58	3.34	0.35
Kiriala	87	3.96	0.15	1.19	0.03	0.16	20.17	2.71	30.79	41.52	0.6	0.42
Iniala	103	3.2	0.3	33.14	0.01	0.22	22.19	13.03	40.99	28.98	1.31	0.29

Leafy Vegetables

Mukunuwanna	28	3.15	0.55	92.25	0.09	0.27	96.14	3.24	135	45.38	1.7	1.03
Gotukola	15	0.64	0.47	226	0.07	0.23	70.11	6.74	96.31	41.42	1.25	0.66
Kankun	15	0.47	0.37	1614	0.08	0.4	33.69	19.82	49.21	18.35	1.32	0.44
Kathurumurunga	70	8.01	1.35	2097	0.33	0.22	120	121	901	96.64	4.36	0.53
Nivithi	22	2.2	0.47	959	0.06	0.11	74.05	10.26	163	61.37	1.49	0.67
Thampala	32	3.55	0.72	1474	0.21	0.22	74.27	82	258	209	3.5	1.4
Sarana	20	2.42	0.21	1149	0.03	0.13	58.54	9.89	59.57	42.93	0.13	0.75
Kohila leaves	33	4.1	0.83	300	0.02	0.17	56.76	5.56	19.5	20.32	0.25	0.3
Onion leaves	27	2.01	0.26	NA	0.04	0.18	56.8	23.38	35.21	74.95	3.15	0.77
Cabbage leaves	30	3.63	0.27	8.66	0.05	0.24	63.46	40.76	170	18.47	2.67	0.35
Salad leaves	19	1.05	0.24	NA	0.1	0.06	37.48	11.64	58.23	36.89	2.07	0.27
Cauliflower	23	2.09	0.48	0.14	0.06	0.11	46.67	50.17	22.44	18.52	0.76	0.27
Jackfruit pods	25	2.14	0.34	NA	0.03	0.04	30.7	24.77	37.32	26.08	0.3	0.17
Jackfruit seeds	77	5.66	0.44	NA	0.02	0.08	58.91	15.24	40.87	50.14	0.52	0.42

Meat

Chicken	176	23.14	9.24	6.88	0.07	0.49	10.09	-	15.06	20.18	0.75	0.64
Beef	160	23.3	7.45	2.15	0.08	0.32	1.93	-	4.8	28.54	2.41	3.31
Mutton	138	20.37	6.23	2.7	0.13	0.28	1.73	-	7.58	19.5	1.62	5.05
Pork	161	18.83	9.5	1.9	0.09	0.28	8.15	-	6.58	8.9	0.79	0.8

Fish

Balaya	96	21.28	1.12	21.01	0.15	0.12	7.89		6.45	26.02	0.68	0.46
Seer	136	22.28	5.18	81.9	0.07	0.16	15.45		9.85	36.73	0.41	0.74

Shark	95	21.6	0.83	1.11	0.04	0.11	8.57	8.44	32.58	0.41	0.74
Paraw	87	20.02	0.7	1.49	0.02	0.16	6.77	8.17	31.68	0.67	0.41
Thalapath	91	16.04	2.88	12.03	0.1	0.13	78.22	7.64	24.89	0.71	0.67
Kelawalla	109	21.47	2.55	15.95	0.17	0.73	77.39	13.35	33.82	0.68	0.64
Haedaella	87	19.88	0.78	12.18	0.04	0.06	11.7	36.6	53	0.54	0.65
Hurulla	88	17.08	2.18	10.02	0.14	1.66	61.66	103	35.45	1.24	1.05
Karalla / Katuwalla	97	21.8	1.06	1.25	0.02	0.1	14.38	37.06	39.05	0.24	0.42
Kumbala / Angila	101	21.51	1.53	16.34	0.1	0.1	7.13	31.27	37.46	1.46	0.67
Salaya / Sudaya	100	19.5	2.39	15.41	0.18	1.39	60.87	435	42.83	1.4	2.3
Theppli / Telapiya /Korali	83	18.48	1.08	17.14	0.18	0.18	8.29	99.39	24.96	2.84	0.88
Prawns	65	14.85	0.56	1.24	0.03	0.1	15.37	37.81	30.5	0.73	1.1
Crabs	45	10	0.55	8.33	0.14	0.18	13.83	37.81	45.93	0.73	1.1
Cuttle fish	76	16.82	0.93	1.93	0.02	0.04	6.22	8.73	35.46	0.62	1.3
Linna	112	20.3	3.37	15.78	0.23	0.68	59.78				
Coppara	97	22.89	0.56	21.51	0.04	0.12	8.08	7.2	30.08	1.2	0.58
Ray (Maduwa)	97	23.98	0.68	7.55	0.02	0.21	25.59	9.16	24.61	0.74	0.44

Dried Fish

Dried sprats	259	51.16	5.92	12.83	0.25	0.62	438	1178	162	3.06	4.2
Dried keeramin	311	49.6	12.42	12.92	0.13	2.41	144	555	166	2.58	3.19
Dried thalapath	289	54.68	8.04	9.38	0.04	0.43	97.8	62.75	110	1.96	1.45
Dried katta	275	50.04	8.31	2.48	0.03	0.35	80.4	86.55	92.17	1.47	1.16
Dried balaya	282	63.79	3.37	14.32	0.12	1.98	213	83.48	83.45	3.6	1.44
Dried shark / keelan	267	55.03	5.25	10.31	0.04	0.32	187	42.24	92.94	1.48	0.66

Eggs

Hen eggs (Country)	170	13.14	13	208	0.08	0.18	54.6	50.14	11.04	1.64	1.12
Hen eggs (Table)	135	13.55	9.03	200	0.19	0.19	49.46	63.3	12	2.39	1.73
Quail eggs	153	12.39	11.46	153	0.11	0.17	54.86	60.67	11.21	2.55	1.51

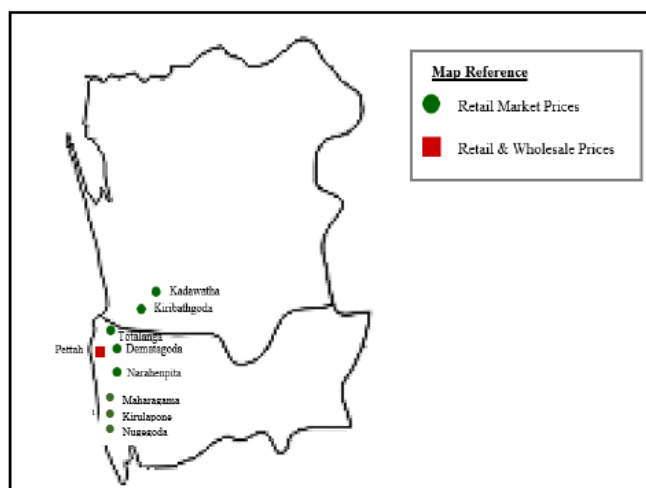
Fruits

Banana Embul	109	1.11	1.09	9.68	0.05	0.64	32.98	13.61	9.39	25.67	0.51	0.23
Anamaalu	102	1.04	0.72	16.4	0.04	0.65	21.07	3.66	8.06	27.02	0.51	0.23

Koli kuttu	107	1.38	0.34	8.8	0.03	0.47	18.12	7.71	8.56	38	0.32	0.14
Pineapple	37	0.41	0.17	5.76	0.04	0.12	17.86	39.36	10.37	10.71	0.3	0.09
Papaya	26	0.42	0.16	171	0.11	0.04	54.85	48.62	16.77	8.9	0.23	0.08
Mangoes (Karthakolomban)	79	0.8	0.92	259	0.01	0.1	35.52	17.74	3.12	6.72	0.1	0.08
Mangoes (Vilad)	44	0.76	0.58	146	0.05	0.26	67.6	29.97	16.93	14.79	0.65	0.19
Apple	62	0.29	0.64	0.36	0.02	0.08	3.43	2.9	3.12	6.72	0.1	0.08
Avacado	144	2.95	13.86	2	0.08	0.18	67.17	9.36	28.48	48.14	0.81	0.75
Wood apple	78	3.09	3.62	0.46	0.01	0.14	6.07	13.58	59.15	25.16	0.45	0.32
Orange	46	1.07	0.37	23.44	0.01	0.28	14.46	20.19	31.18	20.36	0.81	0.35
Guava	39	1.53	0.38	19.67	0.01	0.11	25.24	30.88	6.59	12.02	0.53	0.33
Grapes	49	0.95	10.69	3.22	0.04	0.1	7.07	20.51	7.27	6.86	0.28	0.07
Melon	19	0.65	0.16	130	0.02	0.11	6	8.24	4.05	9.76	0.15	0.1

Source: Sri Lanka Food Composition Tables, Ministry of Health - 2021.

Price Collecting Areas





HARTI



Ministry of Agriculture

**Food Systems & Market Research Division , Data Management Division
Hector Kobbekaduwa Agrarian Research and Training Institute**

No. 114, Wijerama Mawatha, Colombo 07.

Phone: 011-2696981 Fax: 011-2682283

E-mail: mfpaharti@yahoo.com

Web: www.harti.gov.lk

www.mobilink.lk

**දෛනික චිළචිචි තොග මිල,
ජංගම දුරකථනයෙන්**

හෙක්ටර් කොච්චිකඩුව ගොවි කරියතු පර්යේෂණ
හා පුහුණුධර්මේ ආයතනය අනුමුතයෙන්

**මොබිටෙල්
ජංගම
මිල දර්ශනය**

ජාතික ජංගම දුරකථන ජාලයෙන්

6666
අමතන්න.

මොබිටෙල් අද මිල - අඟ පහ
මොබිටෙල් ජංගම දුරකථන ජාලයෙන්
චිළචිචි තොග මිල දර්ශනය.

විකාශිතයාට රු.2/-
විකාශිතයාට රු.2/-