

RETAIL MARKET AT A GLANCE

Summary

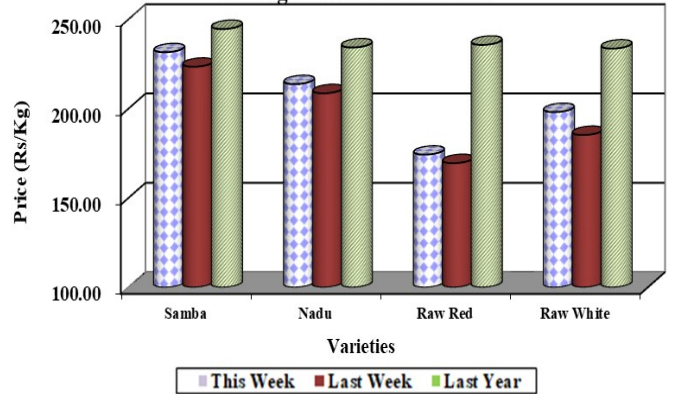
Rice



Retail prices of all local rice varieties have increased with the highest price increase of Rs.13.00/kg for raw white. Compared to the same period of last year, prices of all the local rice varieties have decreased.

(Page No.01)

Average Retail Prices of Rice



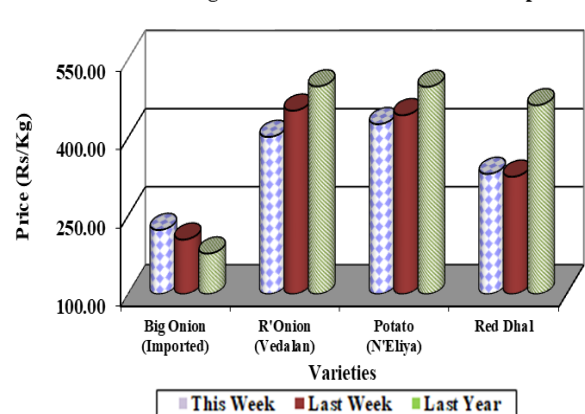
Other Field Crops



Price of red onion has decreased by Rs.50.00/kg while the price of imported big onion has increase by Rs.18.00/kg. Retail prices of all varieties of pulses have increased with the highest price increase of Rs.58.00/kg being recorded for green gram.

(Page No.02-04)

Average Retail Prices of Other Field Crops



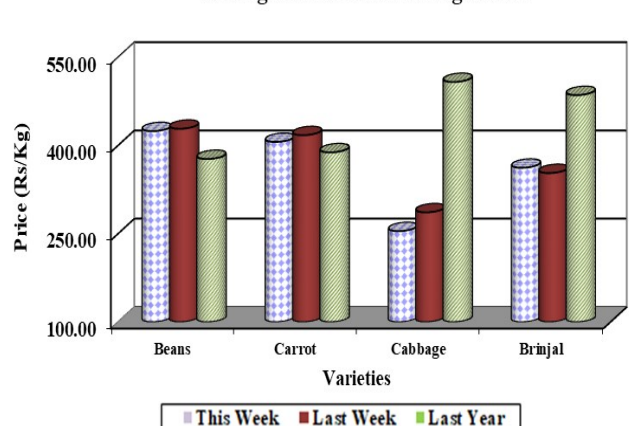
Vegetables



Prices of most of the up country vegetables have decreased while the prices of most of the low country vegetables have increased.

(Page No.04-05)

Average Retail Prices of Vegetables



Fish, Dried Fish and Egg



Prices of most of the fish and dried fish varieties have decreased due to increased supplies.

Price of brown and white eggs have decreased around Rs.2.00 and Rs.1.00/egg respectively.

(Page No.07-08)

Rice

Wholesale

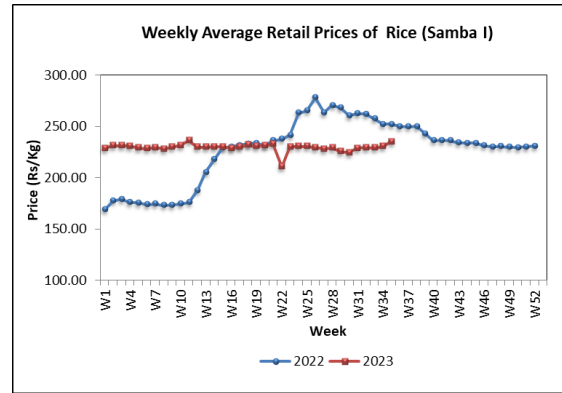
Prices of all local rice varieties have increased due to insufficient stocks at the market. Prices of both grade I and II samba and keeri samba have increased in the range of 3%-4% while their price ranges were Rs.210.00-220.00/kg for samba and Rs.260.00-280.00/kg for keeri samba. A significant price increase of 9% was recorded for raw red and raw white while their prices ranged Rs.155.00-170.00/kg for raw red and Rs.182.00-200.00 for raw white. Further, both nadu grade I and II have also increased by 8% and prices ranged Rs.185.00-205.00/kg.

Compared to the same period of last year, prices of all rice varieties expect keeri samba have decreased in the range of 4%-22% while the price of keeri samba has increased by 9%.

Retail

Prices of all local rice varieties have increased around Rs.2.00-13.00/kg and the highest price increase was recorded for raw white followed by samba grade II. The price of samba and nadu has ranged between Rs.220.00-240.00/kg and Rs.190.00-230.00/kg respectively. Price of keeri samba has ranged between Rs.265.00-290.00/kg. Prices of raw red and raw white have ranged between Rs.160.00-190.00 and Rs.190.00-

210.00/kg respectively. Price of imported samba has increased by Rs.12.00/kg and the price range was Rs.240.00-280.00/kg.



Compared to the same period of last year, prices of all local rice varieties except keeri samba have decreased in the range of 4%-26% while price of keeri samba has increased by 4%.

Paddy

The average farm gate paddy prices of major paddy varieties have increased slightly in most of the major paddy producing areas.

Accordingly, the average price of short grain (samba) paddy has increased by Rs.1.00-4.00/kg and the prices ranged Rs.100.00-115.00/kg. Subsequently, the average price of long grain white (nadu) paddy also has increased by Rs.1.00-12.00/kg and the price range was Rs.93.00-110.00/kg.

Further, the average price of long grain red paddy has increased by Rs.9.00/kg in Embilipitiya area and its prices ranged Rs.90.00-100.00/kg in major producing

areas in the Southern province. However, the average price of keeri samba paddy has increased by Rs.3.00-4.00/kg in Anuradhapura and Kalawewa areas while the average price has decreased by Rs.2.00-6.00/kg in Polonnaruwa, Kurunegala and Dehiattakandiya areas. It was reported Rs.125.00-145.00/kg price range for keeri samba paddy in major producing areas.

Compared to the same period of last year, the average price of short grain and long grain (white and red) paddy varieties have decreased by 3%-28% while the average price of keeri samba paddy has increased by 11%-18%.

Dried Chillies

Wholesale

Price of imported dried chillies has not changed and the price range was Rs.1000.00-1050/kg.

Compared to the same period of last year, price of imported dried chillies has decreased by 34%.

Retail

Price of imported dried chillies has decreased by around Rs.3.00/kg and the price ranged between Rs.1100.00-1400.00/kg.

Compared to the same period of last year, price of imported dried chillies has decreased by 28%.

Onion

Wholesale

Price of sinnan red onion has increased by 5% due to unavailability of sufficient stocks and prices have ranged Rs.200.00-240.00/kg. Price of vedalan red onion has decreased by 4% due to availability of low quality stocks at the market and the price ranged Rs.250.00-300.00/kg.

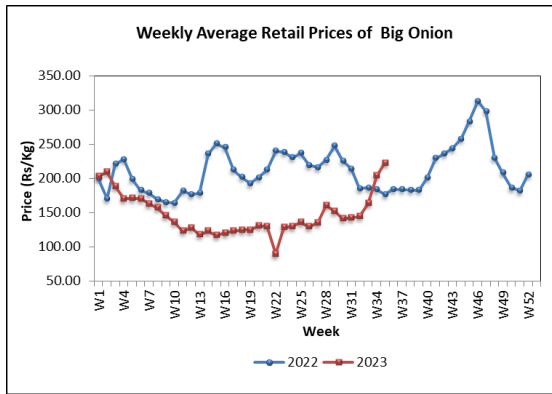
Price of imported big onion has increased by 3% due to increased CIF price and the price ranged Rs.130.00-190.00/kg.

Compared to the same period of last year, prices of sinnan and vedalan red onion have decreased by 42% and 32% respectively while and price of imported big onion has increased by 8%.

Retail

Price of vedalan red onion has decreased by Rs.50.00/kg and price range was Rs.300.00-480.00/kg. Price of imported big onion has increased around Rs.18.00/kg and the price range was Rs.180.00-240.00/kg.

Weekly Food Commodities Bulletin



Compared to the same period of last year, price of vedalan red onion has decreased by 19% and the price of imported big onion has increased by 26%

Potato

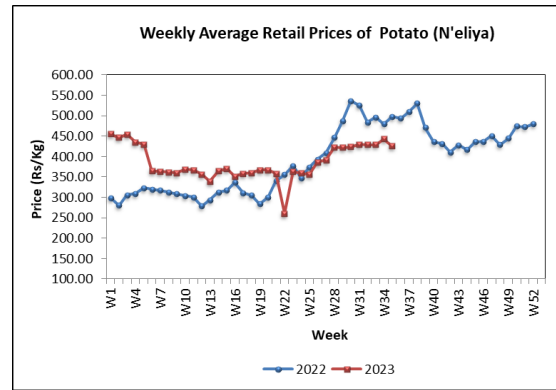
Wholesale

Prices of both Nuwara Eliya and Welimada potatoes have decreased slightly by 1% due increased supplies and prices ranged Rs.260.00-280.00/kg for Welimada potato and Rs.290.00-310.00/kg for Nuwara Eliya potato. Price of imported potato has also decreased by 2% and the price ranged Rs.160.00-240.00/kg.

Compared to the same period of last year, prices of Welimada and Nuwara Eliya potato have decreased in the range of 17%-21% and price of imported potato has also decreased by 7%.

Retail

Prices of both Nuwara Eliya and imported potatoes have decreased by Rs.17.00/kg, Rs.3.00/kg respectively, and price range between Rs.400.00-480.00/kg and Rs.200.00-240.00/kg respectively.



Compared to the same period of last year, price of Nuwara Eliya potato has decreased by 14% and price of imported potato has decreased by 3%.

Pulses

Wholesale

Prices of green gram, white cowpea and red dhal have increased in the range of 1%-6% and the prices ranged Rs.900.00-950.00/kg for green gram and white cowpea and Rs.280.00-300.00/kg for red dhal. Price of red cowpea has decreased by 1% due to available of low quality of stocks and the price ranged Rs.900.00-950.00/kg.

Compared to the same period of last year, prices of all pulses except red dhal have increased in the range of 14%-34% and the highest for red cowpea. However, price of red dhal has decreased by 31%.

Retail

Price of red dhal has increased around Rs.5.00/kg and the price ranged between Rs.300.00-360.00/kg. Price of green gram has increased around Rs.58.00/kg and the

price ranged Rs.1000.00-1300.00/kg. Prices of both red cowpea and white cowpea have increased by Rs.37.00/kg and Rs.24.00/kg respectively while prices ranged between Rs.1000.00-1200.00/kg and Rs.950.00-1300.00/kg respectively.

Compared to the same period of last year, price of red dhal has decreased by 29% while prices of all other pulse varieties have increased by 26%-47%.

Vegetable

Wholesale

Prices of most of the up country vegetables have decreased and the prices of most of the low country vegetables have increased.

Considering up country vegetables, the highest price decrease was reported for cabbage as 14% due to increased supply from Nuwara Eliya areas. It was followed by price of beans which decreased by 7% due to increased supply from Balangoda areas. Prices of leeks, carrot and beetroot have decreased in the range of 1%-5% with the slight changes of the market demand. However, prices of raddish and knolkhol have increased by 23% and 16% respectively due to decreased supply from Kandy and Puttalam areas.

With the decreased supply from Sooriyawewa area, price of tomato has increased by 32% followed by price of capsicum, which increased by 16% due to decreased supply from Nuwara Eliya area.

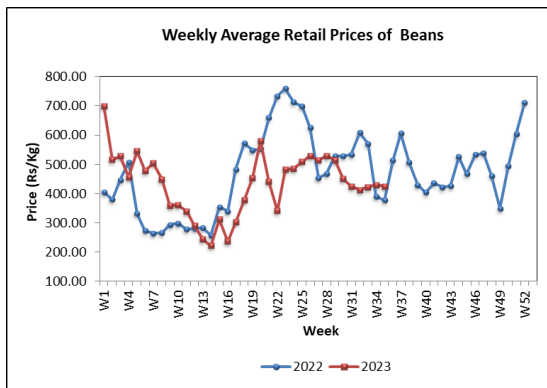
Considering low country varieties, prices of most of the vegetables have increased. Accordingly, the highest price increase was reported for brinjal as 39% due to decreased supply from Dambulla area, followed by luffa as 38% due to decreased supply from Beruwala area. Due to decreased supply from Dambulla area, price of ladies fingers has increased by 27%. Due to decreased supply from Puttalam area, price of cucumber and long beans have increased by 9% and 6% respectively. However, price of pumpkin has decreased of by 15% with the increased supply from major producing areas followed by drumstick as 10% with the increased supply from Jaffna and Embilipitiya areas and snake gourd as 8% due to increased supply from major producing areas.

Further, price of green chilies has increased by 42% due to decreased supply from Nochchiyagama area. Price of lime has further increased by 37% due to decreased supply from major producing areas.

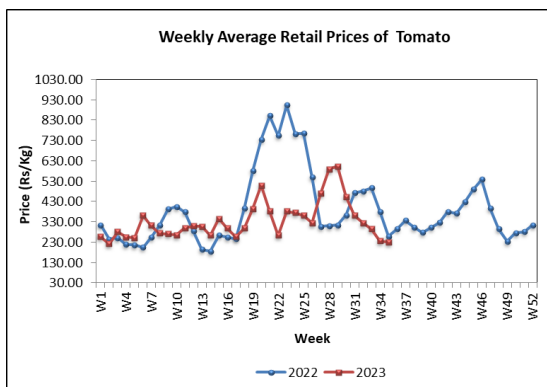
Compared to the same period of last year, prices of most of the vegetables have decreased and the highest price decrease was reported for capsicum as 65%. However, price of lime has increased by 517%.

Retail

In line with the increased wholesale prices, retail prices of most of the vegetable varieties have also increased. Considering up country varieties the highest price decrease was reported for cabbage as Rs.32.00/kg followed by carrot as Rs.11.00/kg. Prices of leeks and beans have decreased by Rs.45.00/kg and Rs.4.00/kg respectively. Price of beetroot has also decreased Rs.4.00/kg. However, prices of knolkhol and raddish have increased by Rs.24.00/kg and Rs.20.00/kg respectively.



Price of tomato has decreased by Rs.4.00/kg while the price of capsicum has increased by Rs.12.00/kg.



Considering low country varieties the highest price increase was reported for long beans as Rs.39.00/kg followed by luffa as Rs.28.00/kg. Prices of ash plantain, ladies fingers, cucumber and brinjal have increased by Rs.27.00/kg, Rs.14.00/kg, Rs.12.00/kg and Rs.9.00/kg respectively. However, prices of pumpkin, snake gourd and drumstick have decreased in the range of Rs.5.00-19.00/kg.

Further, prices of green chilies and lime have increased by Rs.140.00/kg and Rs.305.00/kg respectively.

Compared to the same period of last year, prices of most of the varieties have decreased and the highest price decrease was reported for cabbage as 50% while price of lime has increased by Rs.245.00/kg.

Coconut

Wholesale

Prices of large and small nuts have increased by 3% and 7% respectively. Price ranges were Rs.90.00-95.00/nut for a large nut and Rs.75.00-80.00/nut for a small nut.

Compared to the same period of last year, prices of large and small nuts have increased by 14% and 9% respectively.

Retail

Prices of both large and small nuts have increased by around Rs.6.00/nut. Price ranges were Rs.100.00-120.00 for a large nut and Rs.80.00-100.00 for a small nut.

Compared to the same period of last year, prices of both large and small nuts have increased by 21% and 19% respectively.

Fruits

Wholesale

Prices of most of fruit varieties have increased due to availability of limited stocks. The highest price increase was reported for slime apple by 31% due to limited supply. Price of imported grapes and orange have increased by 17% and 12% respectively with availability of limited stocks. Prices of vilad and karthakolomban mango varieties have increased in the range of 9%-11% with off-season. Price of all banana varieties have increased in the range of 1%-12% due to limited supply with dry weather in harvesting areas and the highest for ambul banana. Further, price of papaw and king coconut have increased by 10% and 9% respectively.

However, price of passion fruit has decreased by 12% while price of wood apple has decreased by 11% due to low demand and availability of stocks. Price of avocado has also decreased by 6% due to increased supply while the price of all sizes of

pineapple has decreased in the range of 1%-8% with low demand.

Compared to the same period of last year, prices of most of fruit varieties have increased with the highest price increase was being reported as 92% for kathakolomban mango.

Retail

Prices of most of the fruit varieties have increased in line with the increased wholesale prices. The highest price increase of Rs.56.00/kg was reported for kolikuttu banana. Further, price of ambul and seen banana have increased by Rs.22.00/kg and Rs.2.00/kg respectively due to unavailability of sufficient stocks in the market.

Further, the price of vilad and karthakolomban mango has increased by Rs.25.00/fruit and Rs.21.00/fruit respectively. In addition, price of imported grapes has increased by Rs.17.00 due to unavailability of stocks. Further, the price of orange and papaw has increased by Rs.13.00/fruit and Rs.8.00/kg respectively.

Meanwhile, the highest price decrease of Rs.28.00/kg was reported for small sized pineapple due to availability of quality stocks. The price of avocado and passion fruit has decreased by Rs.4.00/fruit and Rs.3.00/fruit respectively. Further, the

price of large sized pineapple has decreased by Rs.3.00/kg.

Compared to the same period of last year, prices of most of fruit varieties have increased and the highest price increase was reported for large sized pineapple as 104%.

Fresh Fish

Wholesale

Wholesale prices of most of the fresh fish types have decreased due to increased wholesale supply compared to demand. The highest price decrease of 24% was noted for salaya due to high supply from Trincomalee, Mannar and Valachchena areas and the price ranged between Rs.250.00-500.00/kg. A price decrease of 15% was noted for kelawalla due to high supply from Beruwala, Galle and Mirissa areas and the price ranged between Rs.1180.00-1340.00/kg. Likewise, a price decrease of 10%-12% was noted for thora, paraw and mora due to high supply from Northern areas and their prices ranged between Rs.1800.00-2700.00/kg, Rs.1100.00-1300.00/kg and Rs.960.00-1150.00/kg respectively. In addition, prices of balaya and hurulla have decreased by 7%.

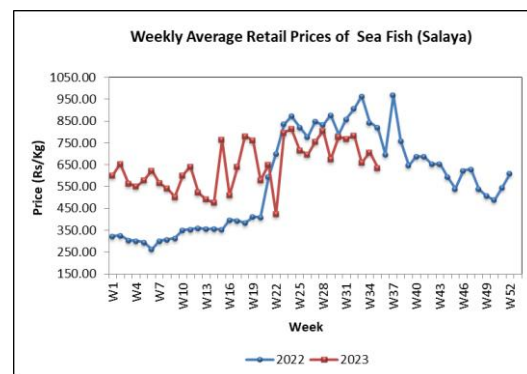
However, a price increase of 2% was noted for thalapath due to low supply from Negombo, Beruwala and Kalmunai areas

and the price ranged between Rs.1700.00-2400.00/kg.

Compared to the same period of last year, prices of all fresh fish types except shrimps have decreased in the range of 9%-50% and the highest price decrease was noted for salaya.

Retail

In line with decreased wholesale prices, retail prices of most types of fresh fish have also decreased. The highest price decrease was reported for thora as Rs.161.00/kg followed by Rs.142.00/kg for paraw and Rs.71.00/kg for salaya. The remaining types have decreased in the range of Rs.9.00-27.00/kg. However, price of thalapath has increased by Rs.91.00/kg.



Compared to the same period of last year, prices of most types of fresh fish have decreased in the range of 2%-35% and highest price decrease was reported for hurulla.

Dried Fish

Wholesale

Due to increase of local dried fish supply, prices of all local and imported dried fish types have decreased. The highest price decrease of 20% was noted for local salaya due to high supply from Mannar, Chilaw and Puttalam areas and the price ranged between Rs.450.00-600.00/kg. A price decrease of 19% was noted for local balaya due to high supply from Negombo and Beruwala areas and the price ranged between Rs.960.00-1160.00/kg. Likewise, a price decrease of 11% was noted for local sprats due to high supply from Trincomalee, Jaffna and Mannar areas and the price ranged between Rs.1850.00-2100.00/kg. Also, the wholesale prices of imported kattawa, local mora and local maduwa have decreased by 3%-4% respectively. In addition, prices of imported anguluwa and imported sprats have decreased by 1%.

Compared to the same period of last year, prices of all of the dried fish types have decreased in the range of 22%-48% and the highest price decrease was noted for local salaya.

Retail

Low demand with low quality products in line with decreased wholesale prices and retail prices of all types of dried fish

have decreased. The highest price decrease of Rs.110.00/kg was reported for local sprats and Rs.52.00/kg for anguluwa. Prices of kattawa and salaya have decreased by Rs.27.00/kg and Rs.16.00/kg respectively. The remaining types have decreased in the range of Rs.6.00-13.00/kg.

Compared to the same period of last year, price of all types of dried fish have decreased in the range of 19%-41% with the highest price decrease was reported for imported sprats.

Eggs

Wholesale

The price of brown egg has increased by 2% while the price of white egg has not changed significantly and their prices ranged between Rs.44.00-45.50 and Rs.42.50-44.00 respectively.

Compared to the same period of last year, prices of both brown and white eggs have decreased by 5%.

Retail

Price of brown egg has decreased by Rs.2.00/egg and the price of white egg has decreased by Rs.1.00/egg due to increased supply. Price of a white egg has ranged between Rs.43.50-45.00 and the average price of a brown egg was Rs.46.00/egg.

Compared to the same period of last year, prices of both brown and white eggs have decreased 12% and 14% respectively.

Meat

Retail

Price of mutton has further increased by Rs.35.00/kg due to decreased supply and prices ranged Rs.3100.00-3200.00/kg Price of skinless curry chicken has increased by Rs.4.00/kg with low production and average price was Rs.1387.00/kg Price of pork and skinless broiler chicken have decreased by Rs.47.00/kg and Rs.14.00/kg while prices ranged Rs.1400.00-1600.00/kg and Rs.1330.00-1480.00/kg respectively due to low demand. Price of beef has not changed significantly and the average price was Rs.2300.00/kg.

Compared to the same period of last year, prices of most types of meat have increased in the range of 9%-32% with the highest price increase was being reported for pork.

EXPLANATORY NOTE

The Food Commodities Bulletin is a weekly publication containing information relating to wholesale and retail prices of selected food commodities in nine selected markets in and around Colombo and main markets in the major producing areas.

The information is analyzed and presented as prevailing prices, price ranges, averages, and a comparison of weekly prices. The changes in prices reported are always with

price prevailed during the previous week unless otherwise stated.

The frequency of collection of wholesale price information is twice a week (i.e. Tuesday and Friday) while with retail prices, it is thrice a week (i.e. Friday, Monday, and Tuesday).

Table 01: Selected Markets: Wholesale Price of Rice (Rs/50Kg Bag)

Week 35: 25 - 31 August 2023

LOCATIONS	Rice Varieties													
	Samba 1		Samba 2		Keeri Samba		Nadu 1		Nadu 2		Raw Red		Raw White	
Colombo	10750	11000	10500	10500	13000	14000	9500	10250	9250	9500	7750	8500	9100	10000
Divulapitiya	11200	11350	9900	10750	13250	13750	10600	10600	8750	9500	7750	8250	8900	9500
Kurunegala	10750	11000	-	-	13000	13000	-	-	9000	9500	8000	8000	9000	9250
Nikaweratiya	11350	11400	9750	10500	13000	13250	10600	10750	9000	9250	8250	9000	8250	8750
Badulla	-	-	-	-	-	-	9650	9750	-	-	8250	8500	8750	9000
Puttalam	11250	11350	-	-	-	-	10600	10850	8500	9250	9250	9250	8750	9250
Dambulla	11300	11350	10750	11000	13000	13250	10500	10600	9250	9500	8500	8750	9250	9300
Anuradhapura	11250	11350	-	-	12900	13000	10250	10750	9250	9750	8250	9000	8750	8750
Tambuttegama	-	-	10250	10500	13000	13000	9500	9750	-	-	-	-	9000	9250
Polonnaruwa	11250	11300	-	-	-	-	10700	10750	-	-	9000	9150	-	-
Kalutara	-	-	10650	10750	13000	13150	-	-	9250	9400	8000	8150	9250	9400
Ampara	11100	11500	-	-	13000	13000	11000	11000	9250	9250	7750	7750	8500	8500
Kandy	11100	11300	10000	10250	12900	13000	10250	10500	9250	9500	7750	8100	9400	9600
Moneragala	11250	11350	9750	10250	12900	13000	10650	10750	9500	9750	7750	8250	8250	8750
Kegalle	-	-	-	-	-	-	-	-	-	-	-	-	-	-
Dehiattakandiya	11250	11500	-	-	13000	14000	10000	10500	8900	9500	9000	9000	8750	9250
Hambantota	11250	11250	-	-	12800	12900	-	-	-	-	7750	8000	8750	8800
Matara	10750	11000	10000	10250	13000	13000	9500	10000	-	-	7000	7300	8000	8500
Galle	11000	11250	-	-	-	-	10500	10900	-	-	8000	8250	8500	9000
Meegoda	10900	11200	-	-	12900	13000	9250	9500	8500	9000	8000	8350	9000	9350
Tissamaharama	-	-	10250	10500	13000	13000	-	-	8750	9000	7500	7800	8500	8750
Embilipitiya	10750	10850	-	-	12850	12950	-	-	8900	9100	7650	7750	8350	8500
Jaffna	-	-	9750	10250	13250	13500	-	-	9000	9500	7750	8000	-	-
Vavuniya	10750	10900	-	-	13500	13900	9500	9700	8500	8800	7500	7800	8250	8500
Mannar	10750	11000	-	-	13000	13000	-	-	8500	9250	7500	7750	8500	8750
Killinochchi	11000	11250	-	-	13250	13500	9500	9500	8500	8750	7500	7750	8500	8750
Mullattivu	11250	11500	-	-	13500	14000	9500	9500	8250	9000	7000	7250	8250	8500
Batticaloa	11100	11250	-	-	13600	13900	9700	9800	-	-	7600	7750	8700	8750
Trincomalee	11000	11250	-	-	13000	13500	9500	9500	8250	9000	7250	7500	8250	8500
Galenbindunuwew	11350	11350	-	-	12950	12950	10500	10500	9500	10000	9250	9250	8750	9750
Matale	11250	11300	10500	10750	12900	13000	10600	10700	10000	10250	8750	9000	8750	9500

Table 02: Selected Markets: Retail Price of Rice (Rs/Kg)

Week 35: 25 - 31 August 2023

11

LOCATIONS	Rice Varieties													
	Samba 1		Samba 2		Keeri Samba		Nadu 1		Nadu 2		Raw Red		Raw White	
Colombo	230.00	240.00	220.00	230.00	265.00	290.00	220.00	230.00	190.00	220.00	160.00	190.00	190.00	210.00
Gampaha	230.00	230.00	220.00	220.00	270.00	270.00	210.00	220.00	190.00	200.00	170.00	185.00	180.00	195.00
Kurunegala	230.00	230.00	-	-	260.00	270.00	210.00	210.00	200.00	200.00	180.00	185.00	180.00	190.00
Nikaweratiya	230.00	235.00	225.00	225.00	260.00	270.00	215.00	220.00	180.00	190.00	170.00	180.00	170.00	180.00
Dambulla	230.00	230.00	220.00	225.00	265.00	280.00	214.00	215.00	190.00	200.00	180.00	185.00	190.00	195.00
Anuradhapura	230.00	230.00	210.00	220.00	260.00	260.00	210.00	220.00	190.00	200.00	170.00	190.00	180.00	200.00
Thambuththegama	230.00	230.00	210.00	220.00	260.00	270.00	220.00	220.00	180.00	200.00	180.00	190.00	180.00	190.00
Polonnaruwa	228.00	230.00	-	-	258.00	260.00	218.00	220.00	185.00	205.00	185.00	185.00	210.00	210.00
Kaluthara	225.00	230.00	-	-	268.00	270.00	-	-	195.00	198.00	165.00	170.00	190.00	195.00
Badulla	-	-	-	-	260.00	270.00	-	-	198.00	205.00	170.00	175.00	180.00	185.00
Keppetipola	226.00	230.00	215.00	218.00	260.00	270.00	208.00	212.00	184.00	188.00	156.00	160.00	170.00	175.00
Moneragala	230.00	230.00	200.00	210.00	260.00	270.00	220.00	220.00	195.00	200.00	160.00	170.00	170.00	180.00
Kegalle	230.00	230.00	-	-	265.00	270.00	210.00	220.00	180.00	200.00	170.00	200.00	190.00	210.00
Ampara	230.00	230.00	200.00	230.00	260.00	260.00	220.00	220.00	180.00	185.00	145.00	165.00	165.00	175.00
Dehiattakandiya	230.00	235.00	-	-	260.00	290.00	220.00	220.00	180.00	210.00	185.00	200.00	180.00	210.00
Nuwaraeliya	228.00	230.00	217.00	220.00	265.00	275.00	212.00	215.00	186.00	200.00	156.00	160.00	170.00	178.00
Kandy	230.00	230.00	210.00	220.00	265.00	270.00	215.00	220.00	190.00	200.00	165.00	170.00	180.00	195.00
Puttalam	230.00	230.00	-	-	260.00	265.00	212.00	220.00	180.00	190.00	190.00	200.00	180.00	190.00
Hambantota	230.00	230.00	-	-	260.00	260.00	-	-	-	-	160.00	165.00	175.00	180.00
Rathnapura	230.00	240.00	220.00	225.00	-	-	220.00	225.00	195.00	200.00	165.00	168.00	190.00	195.00
Matara	230.00	230.00	215.00	220.00	260.00	260.00	210.00	220.00	-	-	145.00	155.00	165.00	180.00
Galle	230.00	230.00	-	-	260.00	260.00	220.00	220.00	-	-	165.00	170.00	190.00	200.00
Tissamaharama	-	-	210.00	215.00	260.00	265.00	-	-	180.00	185.00	155.00	160.00	176.00	178.00
Meegoda (DEC)	230.00	230.00	220.00	220.00	260.00	275.00	-	-	180.00	200.00	160.00	170.00	185.00	190.00
Embilipitiya	225.00	240.00	-	-	260.00	270.00	210.00	220.00	195.00	200.00	150.00	160.00	170.00	180.00
Jaffna	-	-	215.00	220.00	275.00	285.00	190.00	200.00	190.00	200.00	160.00	165.00	-	-
Vavuniya	228.00	230.00	-	-	280.00	288.00	200.00	210.00	180.00	190.00	160.00	170.00	180.00	190.00
Mannar	225.00	230.00	-	-	270.00	285.00	190.00	200.00	180.00	185.00	160.00	170.00	180.00	190.00
Killinochchi	230.00	235.00	-	-	280.00	285.00	200.00	205.00	180.00	190.00	160.00	165.00	180.00	190.00
Mullaittivu	230.00	235.00	-	-	280.00	290.00	190.00	200.00	170.00	180.00	145.00	150.00	170.00	180.00
Batticaloa	230.00	234.00	-	-	278.00	285.00	-	-	200.00	205.00	160.00	165.00	180.00	185.00
Trincomalee	230.00	235.00	-	-	270.00	280.00	190.00	200.00	175.00	180.00	155.00	160.00	178.00	185.00
Hanguranketha	229.00	237.00	210.00	220.00	258.00	265.00	210.00	220.00	180.00	195.00	155.00	165.00	170.00	199.50
Veyangoda	220.00	230.00	200.00	210.00	260.00	270.00	200.00	220.00	180.00	190.00	160.00	190.00	180.00	190.00
Galenbindunuwewa	230.00	230.00	-	-	260.00	260.00	220.00	220.00	195.00	205.00	190.00	195.00	180.00	210.00
Bandarawela	-	-	205.00	210.00	260.00	270.00	-	-	195.00	200.00	165.00	170.00	175.00	180.00
Matale	229.00	230.00	215.00	220.00	260.00	270.00	215.00	220.00	210.00	214.00	185.00	200.00	195.00	200.00

Table 04: Selected Markets: Wholesale Price of Subsidiary Food (Rs/50Kg)

Week 35: 25 - 31 August 2023

LOCATION	Dried Chillies	Red Onion		Big Onion	Potato			Pulses		
	Imported	Imported	Local		Imported	Welimada	Nuwara Eliya	Green Gram	Cowpea	Red Dhal
Colombo	50000 - 52500	-	12500 - 15000	6500 - 9500	8000 - 12000	13000 - 14000	14500 - 15500	45000 - 47500	45000 - 47500	14000 - 15000
Kurunegala	51000 - 53000	-	13500 - 15000	7250 - 7500	8750 - 9000	-	-	42500 - 45000	42500 - 47500	14250 - 14500
Nikaweratiya	51250 - 52000	-	12500 - 13500	6500 - 9750	8500 - 8750	-	-	43000 - 46500	42500 - 48500	14500 - 14750
Dehiattakandiya	52500 - 57500	-	14000 - 15500	6500 - 7500	8500 - 10000	-	18500 - 19000	47500 - 47500	45000 - 45000	14500 - 14750
Dambulla (DEC)	45000 - 50000	-	11500 - 13000	9250 - 9500	8000 - 8500	-	15000 - 15600	40000 - 45000	32500 - 37500	14000 - 14100
Anuradhapura	57500 - 62500	-	13000 - 17500	9500 - 10500	9000 - 10000	-	-	47500 - 52500	45000 - 50000	14500 - 15000
Thambuththegama	50000 - 55000	-	12500 - 14000	6500 - 9650	8250 - 9500	-	14000 - 14500	42500 - 43750	35000 - 37500	14150 - 14600
Polonnaruwa	60000 - 61000	-	15250 - 15500	10250 - 10500	10000 - 10250	-	19250 - 19500	41500 - 42500	45000 - 45000	15250 - 15500
Kaluthara	52500 - 54000	-	15000 - 15500	9650 - 9900	9000 - 9250	-	15400 - 15500	47500 - 49000	46000 - 47000	14000 - 14250
Puttalam	47500 - 52500	-	10000 - 12500	8750 - 10000	8750 - 10000	-	18500 - 19500	45000 - 47000	32500 - 36000	14750 - 15500
Kandy	54500 - 55000	-	14000 - 14500	6500 - 9500	8500 - 9500	-	14000 - 16500	47000 - 47500	45000 - 46000	14500 - 15000
Matara	55000 - 60000	-	15500 - 17000	9250 - 9500	10500 - 10750	-	16000 - 17000	49000 - 51000	45000 - 47500	14250 - 14750
Hambantota	54000 - 60000	-	16000 - 18000	8750 - 9750	8750 - 9750	-	-	52500 - 55000	45000 - 46500	14000 - 14750
Kegalle	53800 - 54500	-	13000 - 13250	9500 - 9700	9000 - 9250	-	15000 - 15250	46500 - 47500	47500 - 48000	14950 - 15000
Galle	57500 - 62500	-	17000 - 20000	9500 - 9750	8750 - 9250	-	17000 - 19000	47500 - 50000	37500 - 40000	14500 - 14750
Tissamaharama	57500 - 60000	-	14500 - 16000	10000 - 10500	9500 - 11000	-	16000 - 17000	47500 - 47500	45000 - 45000	14250 - 14500
Meegoda (DEC)	52500 - 55000	-	13500 - 13750	9250 - 9500	8250 - 8500	-	15500 - 16000	47500 - 50000	47500 - 49500	14000 - 14500
Jaffna	50000 - 62500	-	12500 - 14000	7500 - 9000	9000 - 10000	-	-	44000 - 46000	-	14000 - 14250
Vavuniya	57000 - 58000	-	10000 - 11000	9250 - 9500	10500 - 11000	-	-	45000 - 47000	46500 - 47500	15500 - 15600
Mannar	54000 - 56000	-	12500 - 13500	8000 - 10750	9250 - 9500	-	-	42500 - 44000	-	14250 - 14500
Killinochchi	57000 - 58000	-	15000 - 16500	9000 - 9500	10000 - 11000	-	-	47000 - 48000	-	14500 - 15000
Mullattivu	52500 - 56500	-	17500 - 19000	9000 - 10000	9000 - 10500	-	-	47500 - 50000	45000 - 49000	14500 - 15000
Batticaloa	54000 - 55000	-	18000 - 19000	9000 - 10000	10750 - 11000	-	20000 - 21000	47000 - 48000	46000 - 47000	14500 - 14750
Trincomalee	54000 - 57500	-	12000 - 12750	9000 - 9500	9750 - 10250	-	19000 - 20500	45000 - 49000	-	14250 - 14750
Galenbindunuwewa	55000 - 57500	-	13000 - 17500	8500 - 10000	9250 - 10250	-	-	44000 - 52500	39500 - 41000	14750 - 15500
Matale	52500 - 55000	-	15500 - 16000	10000 - 10250	8750 - 9000	-	-	40000 - 47500	40000 - 45000	14250 - 14500

Table 05: Selected Markets: Retail Price of Subsidiary Food Crops (Rs/Kg)

Week 35: 25 - 31 August 2023

LOCATIONS	Dried Chillies	Red Onion		Big Onion	Potato			Pulses		
	Imported	Imported	Local		Imported	Welimada	Nuwara Eliya	Green Gram	Cowpea	Red Dhal
Colombo	1100.00 - 1400.00	-	300.00 - 480.00	180.00 - 240.00	200.00 - 240.00	-	400.00 - 480.00	1000.00 - 1300.00	950.00 - 1300.00	300.00 - 360.00
Gampaha	1180.00 - 1300.00	-	400.00 - 420.00	200.00 - 240.00	220.00 - 240.00	-	480.00 - 480.00	1020.00 - 1200.00	1160.00 - 1200.00	320.00 - 340.00
Kurunegala	1200.00 - 1330.00	-	400.00 - 460.00	200.00 - 240.00	220.00 - 240.00	400.00 - 420.00	-	1100.00 - 1200.00	1200.00 - 1200.00	300.00 - 340.00
Nikaweratiya	1200.00 - 1300.00	-	300.00 - 300.00	200.00 - 220.00	200.00 - 240.00	360.00 - 400.00	-	1050.00 - 1300.00	940.00 - 980.00	300.00 - 320.00
Dambulla	1100.00 - 1150.00	-	320.00 - 340.00	190.00 - 200.00	180.00 - 200.00	-	380.00 - 380.00	960.00 - 1000.00	880.00 - 1000.00	300.00 - 310.00
Anuradhapura	1200.00 - 1400.00	-	300.00 - 400.00	200.00 - 240.00	200.00 - 240.00	-	-	1000.00 - 1200.00	1000.00 - 1200.00	300.00 - 320.00
Thambuththegama	1200.00 - 1300.00	-	380.00 - 400.00	200.00 - 220.00	185.00 - 220.00	-	-	900.00 - 1100.00	800.00 - 850.00	290.00 - 305.00
Polonnaruwa	1280.00 - 1400.00	-	320.00 - 330.00	220.00 - 225.00	210.00 - 220.00	-	400.00 - 420.00	900.00 - 1000.00	940.00 - 960.00	315.00 - 320.00
Kaluthara	1180.00 - 1200.00	-	360.00 - 380.00	210.00 - 230.00	200.00 - 210.00	-	380.00 - 400.00	1100.00 - 1200.00	1000.00 - 1100.00	290.00 - 300.00
Badulla	1200.00 - 1300.00	-	340.00 - 380.00	210.00 - 220.00	200.00 - 220.00	360.00 - 400.00	-	1000.00 - 1200.00	980.00 - 1000.00	310.00 - 320.00
Keppetipola	1150.00 - 1200.00	-	320.00 - 340.00	190.00 - 230.00	220.00 - 230.00	330.00 - 350.00	-	1150.00 - 1200.00	960.00 - 1000.00	290.00 - 300.00
Moneragala	1100.00 - 1200.00	-	300.00 - 400.00	200.00 - 220.00	200.00 - 240.00	360.00 - 400.00	-	900.00 - 1000.00	900.00 - 1000.00	300.00 - 320.00
Kegalle	1100.00 - 1200.00	-	320.00 - 350.00	220.00 - 230.00	200.00 - 240.00	340.00 - 360.00	-	950.00 - 1080.00	980.00 - 1040.00	310.00 - 360.00
Ampara	1190.00 - 1370.00	-	435.00 - 440.00	200.00 - 225.00	200.00 - 215.00	-	435.00 - 440.00	990.00 - 1150.00	980.00 - 1200.00	294.00 - 315.00
Dehiattakandiya	1100.00 - 1250.00	-	300.00 - 340.00	200.00 - 240.00	180.00 - 210.00	-	400.00 - 440.00	1200.00 - 1200.00	900.00 - 900.00	300.00 - 305.00
Nuwaraeliya	1160.00 - 1200.00	-	360.00 - 400.00	190.00 - 230.00	220.00 - 230.00	-	350.00 - 360.00	1150.00 - 1200.00	980.00 - 1050.00	290.00 - 300.00
Kandy	1280.00 - 1300.00	-	440.00 - 460.00	210.00 - 220.00	220.00 - 230.00	390.00 - 400.00	430.00 - 440.00	1240.00 - 1300.00	960.00 - 1000.00	310.00 - 330.00
Puttalam	1040.00 - 1250.00	-	360.00 - 440.00	220.00 - 250.00	220.00 - 240.00	-	400.00 - 480.00	1000.00 - 1150.00	820.00 - 850.00	300.00 - 320.00
Rathnapura	1400.00 - 1500.00	-	320.00 - 340.00	220.00 - 230.00	210.00 - 230.00	-	-	1000.00 - 1100.00	1000.00 - 1100.00	310.00 - 320.00
Hambantota	1150.00 - 1300.00	-	360.00 - 400.00	220.00 - 240.00	220.00 - 230.00	-	-	1100.00 - 1200.00	1000.00 - 1100.00	300.00 - 310.00
Matara	1200.00 - 1400.00	-	350.00 - 400.00	200.00 - 220.00	220.00 - 240.00	-	380.00 - 400.00	1040.00 - 1200.00	950.00 - 1000.00	300.00 - 320.00
Galle	1300.00 - 1300.00	-	400.00 - 480.00	220.00 - 220.00	220.00 - 240.00	-	400.00 - 440.00	1200.00 - 1200.00	850.00 - 900.00	300.00 - 340.00
Tissamaharama	1200.00 - 1250.00	-	340.00 - 380.00	210.00 - 230.00	200.00 - 240.00	-	-	1050.00 - 1050.00	950.00 - 950.00	290.00 - 300.00
Meegoda (DEC)	1150.00 - 1200.00	-	360.00 - 400.00	200.00 - 240.00	190.00 - 220.00	360.00 - 400.00	380.00 - 420.00	980.00 - 1100.00	1100.00 - 1150.00	300.00 - 320.00
Embilipitiya	1200.00 - 1350.00	-	350.00 - 400.00	210.00 - 230.00	198.00 - 260.00	380.00 - 420.00	380.00 - 420.00	950.00 - 1150.00	900.00 - 1000.00	300.00 - 360.00
Jaffna	1150.00 - 1300.00	-	280.00 - 310.00	190.00 - 220.00	200.00 - 240.00	-	-	950.00 - 1080.00	-	290.00 - 300.00
Vavuniya	1250.00 - 1280.00	-	-	220.00 - 250.00	240.00 - 260.00	-	-	1000.00 - 1100.00	-	320.00 - 330.00
Mannar	1200.00 - 1300.00	-	400.00 - 450.00	220.00 - 240.00	200.00 - 220.00	-	-	900.00 - 1000.00	-	310.00 - 320.00
Killinochchi	1180.00 - 1220.00	-	350.00 - 400.00	200.00 - 240.00	230.00 - 250.00	-	-	1000.00 - 1050.00	-	320.00 - 330.00
Mullaittivu	1100.00 - 1200.00	-	400.00 - 450.00	-	200.00 - 240.00	-	-	1000.00 - 1100.00	1000.00 - 1050.00	310.00 - 320.00
Batticaloa	1180.00 - 1200.00	-	440.00 - 460.00	220.00 - 250.00	240.00 - 250.00	-	480.00 - 520.00	1000.00 - 1030.00	960.00 - 1000.00	310.00 - 320.00
Trincomalee	1180.00 - 1200.00	-	300.00 - 320.00	200.00 - 230.00	225.00 - 240.00	-	440.00 - 460.00	1000.00 - 1080.00	-	295.00 - 310.00
Hanguranketha	1150.00 - 1320.00	-	300.00 - 350.00	190.00 - 220.00	200.00 - 260.00	-	360.00 - 390.00	950.00 - 1225.00	980.00 - 1030.00	285.00 - 300.00
Veyangoda	1200.00 - 1300.00	-	320.00 - 340.00	220.00 - 240.00	200.00 - 240.00	-	380.00 - 400.00	960.00 - 1000.00	980.00 - 1000.00	300.00 - 320.00
Galenbindunuwewa	1150.00 - 1200.00	-	300.00 - 380.00	180.00 - 230.00	190.00 - 230.00	-	-	900.00 - 1100.00	820.00 - 850.00	300.00 - 320.00
Bandarawela	1200.00 - 1300.00	-	360.00 - 400.00	210.00 - 220.00	200.00 - 220.00	320.00 - 340.00	-	1000.00 - 1200.00	950.00 - 1000.00	300.00 - 320.00
Matale	1150.00 - 1200.00	-	350.00 - 380.00	208.00 - 212.00	195.00 - 200.00	-	370.00 - 400.00	980.00 - 1000.00	1000.00 - 1100.00	298.00 - 310.00

Table 06: Selected Markets: Wholesale Price of Vegetables(Rs/Kg)

Week 35: 25 - 31 August 2023

Locations	Butter Beans	Green Beans	Carrot	Leeks	Beetroot	Knolkhol
Colombo	-	250.00 - 350.00	250.00 - 300.00	80.00 - 100.00	60.00 - 150.00	70.00 - 80.00
Meegoda (DEC)	-	320.00 - 370.00	280.00 - 370.00	110.00 - 130.00	90.00 - 150.00	75.00 - 100.00
Dambulla (DEC)	-	250.00 - 320.00	250.00 - 320.00	85.00 - 110.00	80.00 - 130.00	55.00 - 70.00
Keppetipola (DEC)	-	290.00 - 320.00	220.00 - 240.00	70.00 - 80.00	70.00 - 80.00	70.00 - 80.00
Norochchole (DEC)	-	-	-	-	90.00 - 120.00	-
Nuwara Eliya	-	280.00 - 320.00	280.00 - 290.00	80.00 - 90.00	75.00 - 85.00	80.00 - 90.00
Kandy	-	280.00 - 300.00	270.00 - 280.00	80.00 - 90.00	100.00 - 110.00	50.00 - 60.00
Hambantota	-	300.00 - 350.00	300.00 - 350.00	150.00 - 160.00	100.00 - 150.00	140.00 - 160.00
Thambuththegama (DEC)	-	340.00 - 370.00	300.00 - 320.00	90.00 - 110.00	110.00 - 140.00	50.00 - 80.00
Jaffna	-	300.00 - 330.00	300.00 - 330.00	100.00 - 110.00	80.00 - 100.00	-
Bandarawela	-	260.00 - 280.00	240.00 - 260.00	70.00 - 90.00	60.00 - 80.00	70.00 - 90.00
Veyangoda	-	340.00 - 360.00	270.00 - 300.00	100.00 - 120.00	120.00 - 150.00	80.00 - 90.00

Locations	Raddish	Cabbage	Tomato	Ladies Fingers	Brinjal	Capsicum
Colombo	50.00 - 60.00	100.00 - 150.00	80.00 - 120.00	60.00 - 120.00	200.00 - 280.00	150.00 - 250.00
Meegoda (DEC)	70.00 - 100.00	120.00 - 160.00	100.00 - 140.00	90.00 - 120.00	220.00 - 260.00	240.00 - 260.00
Moneragala	100.00 - 120.00	180.00 - 200.00	100.00 - 140.00	100.00 - 120.00	150.00 - 170.00	250.00 - 300.00
Dambulla (DEC)	40.00 - 50.00	100.00 - 140.00	70.00 - 90.00	60.00 - 70.00	180.00 - 220.00	180.00 - 230.00
Keppetipola (DEC)	50.00 - 60.00	90.00 - 100.00	80.00 - 100.00	80.00 - 90.00	150.00 - 170.00	260.00 - 280.00
Norochchole (DEC)	30.00 - 40.00	-	-	60.00 - 90.00	160.00 - 220.00	140.00 - 160.00
Nuwara Eliya	70.00 - 80.00	110.00 - 120.00	100.00 - 120.00	80.00 - 90.00	210.00 - 230.00	280.00 - 320.00
Kandy	40.00 - 50.00	100.00 - 160.00	90.00 - 100.00	90.00 - 100.00	170.00 - 200.00	200.00 - 250.00
Hambantota	80.00 - 120.00	150.00 - 200.00	100.00 - 130.00	80.00 - 100.00	160.00 - 210.00	150.00 - 220.00
Thambuththegama (DEC)	40.00 - 60.00	120.00 - 140.00	55.00 - 70.00	45.00 - 60.00	170.00 - 230.00	150.00 - 200.00
Tissamaharama	60.00 - 80.00	200.00 - 230.00	100.00 - 120.00	70.00 - 90.00	170.00 - 180.00	240.00 - 260.00
Jaffna	65.00 - 75.00	90.00 - 120.00	150.00 - 180.00	80.00 - 100.00	180.00 - 200.00	200.00 - 220.00
Bandarawela	30.00 - 50.00	80.00 - 100.00	60.00 - 80.00	-	180.00 - 200.00	240.00 - 260.00
Veyangoda	60.00 - 90.00	130.00 - 170.00	80.00 - 110.00	70.00 - 90.00	230.00 - 260.00	200.00 - 220.00

Locations	Pumpkin	Cucumber	Bitter Gourd	Snake Gourd	Drumstick	Luffa
Colombo	50.00 - 80.00	80.00 - 100.00	180.00 - 220.00	100.00 - 150.00	130.00 - 250.00	100.00 - 160.00
Meegoda (DEC)	60.00 - 70.00	70.00 - 100.00	220.00 - 250.00	100.00 - 130.00	-	100.00 - 160.00
Moneragala	80.00 - 130.00	80.00 - 100.00	330.00 - 350.00	140.00 - 150.00	200.00 - 250.00	150.00 - 200.00
Dambulla (DEC)	45.00 - 60.00	70.00 - 80.00	190.00 - 220.00	100.00 - 120.00	150.00 - 180.00	80.00 - 100.00
Keppetipola (DEC)	90.00 - 100.00	80.00 - 90.00	190.00 - 220.00	100.00 - 120.00	190.00 - 200.00	120.00 - 130.00
Norochchole (DEC)	60.00 - 100.00	40.00 - 100.00	170.00 - 220.00	80.00 - 150.00	150.00 - 220.00	80.00 - 150.00
Nuwara Eliya	70.00 - 80.00	80.00 - 100.00	230.00 - 250.00	120.00 - 130.00	210.00 - 230.00	120.00 - 140.00
Kandy	50.00 - 60.00	90.00 - 100.00	200.00 - 220.00	120.00 - 140.00	180.00 - 200.00	120.00 - 150.00
Hambantota	80.00 - 100.00	50.00 - 100.00	220.00 - 280.00	150.00 - 160.00	150.00 - 200.00	150.00 - 200.00
Thambuththegama (DEC)	30.00 - 50.00	70.00 - 90.00	150.00 - 200.00	80.00 - 100.00	140.00 - 180.00	100.00 - 130.00
Tissamaharama	80.00 - 100.00	60.00 - 70.00	220.00 - 240.00	130.00 - 150.00	150.00 - 170.00	150.00 - 170.00
Jaffna	80.00 - 100.00	70.00 - 85.00	150.00 - 180.00	80.00 - 100.00	200.00 - 250.00	-
Bandarawela	80.00 - 100.00	80.00 - 100.00	-	-	-	-
Veyangoda	50.00 - 70.00	80.00 - 120.00	220.00 - 260.00	100.00 - 140.00	150.00 - 200.00	100.00 - 130.00

Table 06 (Contd.)

	Long Beans	Ash Plantain	Green Chillies	Lime	Sweet Potatoe	Manioc
Colombo	120.00 - 150.00	150.00 - 180.00	400.00 - 700.00	850.00 - 900.00	90.00 - 120.00	130.00 - 150.00
Meegoda (DEC)	160.00 - 200.00	180.00 - 240.00	630.00 - 670.00	950.00 - #####	70.00 - 90.00	120.00 - 130.00
Moneragala	150.00 - 200.00	100.00 - 140.00	600.00 - 650.00	900.00 - #####	100.00 - 120.00	80.00 - 100.00
Dambulla (DEC)	150.00 - 170.00	160.00 - 180.00	450.00 - 550.00	800.00 - #####	80.00 - 110.00	100.00 - 120.00
Keppetipola (DEC)	140.00 - 160.00	160.00 - 170.00	500.00 - 550.00	800.00 - 850.00	80.00 - 100.00	120.00 - 130.00
Norochchole (DEC)	150.00 - 170.00	140.00 - 170.00	450.00 - 550.00	-	80.00 - 150.00	80.00 - 120.00
Nuwara Eliya	160.00 - 180.00	180.00 - 190.00	600.00 - 660.00	950.00 - #####	100.00 - 110.00	130.00 - 140.00
Kandy	130.00 - 160.00	150.00 - 180.00	600.00 - 650.00	850.00 - 880.00	80.00 - 100.00	120.00 - 130.00
Hambantota	100.00 - 140.00	100.00 - 130.00	600.00 - 650.00	900.00 - #####	90.00 - 120.00	80.00 - 130.00
Thambuththegama (DEC)	110.00 - 140.00	120.00 - 160.00	500.00 - 580.00	700.00 - 770.00	70.00 - 90.00	90.00 - 110.00
Tissamaharama	140.00 - 170.00	140.00 - 160.00	480.00 - 500.00	680.00 - 700.00	120.00 - 130.00	120.00 - 130.00
Jaffna	200.00 - 220.00	160.00 - 180.00	360.00 - 400.00	750.00 - 850.00	80.00 - 110.00	160.00 - 180.00
Bandarawela	-	-	450.00 - 500.00	-	100.00 - 120.00	120.00 - 140.00
Veyangoda	160.00 - 200.00	170.00 - 200.00	570.00 - 650.00	##### - #####	80.00 - 95.00	120.00 - 130.00

Locations	Leafy Vegetables (Rs/Bundle)			Coconut (Rs/Nut)	
	Mukunuwenna	Kankun	Gotukola	Large	Small
Colombo	40.00 - 50.00	40.00 - 50.00	280.00 - 300.00	90.00 - 95.00	75.00 - 80.00
Meegoda (DEC)	80.00 - 80.00	80.00 - 80.00	80.00 - 100.00	90.00 - 100.00	80.00 - 85.00
Norochchole (DEC)	50.00 - 60.00	50.00 - 60.00	120.00 - 130.00	72.00 - 85.00	58.00 - 70.00
Nuwara Eliya	-	-	-	-	-
Dambulla (DEC)	30.00 - 35.00	30.00 - 35.00	25.00 - 30.00	65.00 - 70.00	58.00 - 62.00
Kandy	40.00 - 45.00	40.00 - 50.00	240.00 - 250.00	75.00 - 78.00	55.00 - 60.00
Hambantota	45.00 - 50.00	45.00 - 50.00	60.00 - 70.00	-	-
Thambuththegama (DEC)	30.00 - 30.00	30.00 - 30.00	-	65.00 - 70.00	60.00 - 60.00
Tissamaharama	40.00 - 45.00	40.00 - 45.00	50.00 - 55.00	80.00 - 85.00	60.00 - 65.00
Jaffna	70.00 - 80.00	30.00 - 35.00	180.00 - 200.00	75.00 - 90.00	55.00 - 60.00
Bandarawela	-	-	-	-	-
Veyangoda	35.00 - 40.00	35.00 - 40.00	45.00 - 45.00	80.00 - 85.00	-

Colombo, Meegoda, Norochchole, Jaffna and Kandy - Gotukola Price Rs/Kg

Table 07: Selected Markets: Retail Price of Vegetables (Rs/Kg)

Week 35: 25 - 31 August 2023

LOCATIONS	Up Country Varieties																
	Butter Beans		Green Beans		Carrot		Leeks		Beetroot		Knol Khol		Raddish		Cabbage		Tomato
Colombo	-		320.00 - 480.00		320.00 - 500.00		140.00 - 320.00		140.00 - 320.00		120.00 - 300.00		100.00 - 240.00		180.00 - 320.00		140.00 - 320.00
Gampaha	-		320.00 - 360.00		400.00 - 480.00		200.00 - 240.00		160.00 - 240.00		160.00 - 240.00		200.00 - 240.00		240.00 - 320.00		240.00 - 240.00
Kurunegala	-		440.00 - 480.00		440.00 - 480.00		240.00 - 260.00		200.00 - 280.00		200.00 - 240.00		200.00 - 240.00		280.00 - 320.00		240.00 - 260.00
Nikaweratiya	-		440.00 - 480.00		400.00 - 480.00		240.00 - 320.00		200.00 - 320.00		160.00 - 240.00		120.00 - 160.00		240.00 - 320.00		200.00 - 280.00
Dambulla	-		400.00 - 420.00		440.00 - 480.00		160.00 - 200.00		180.00 - 200.00		160.00 - 180.00		120.00 - 140.00		260.00 - 280.00		180.00 - 200.00
Anuradhapura	-		440.00 - 500.00		400.00 - 500.00		200.00 - 320.00		200.00 - 240.00		140.00 - 180.00		120.00 - 160.00		240.00 - 300.00		180.00 - 240.00
Thambuththegama	-		420.00 - 460.00		360.00 - 400.00		140.00 - 180.00		150.00 - 200.00		140.00 - 160.00		100.00 - 150.00		200.00 - 240.00		140.00 - 160.00
Polonnaruwa	-		440.00 - 460.00		400.00 - 420.00		200.00 - 220.00		240.00 - 250.00		140.00 - 160.00		110.00 - 120.00		240.00 - 260.00		160.00 - 170.00
Kaluthara	-		400.00 - 420.00		380.00 - 400.00		180.00 - 200.00		220.00 - 240.00		160.00 - 180.00		180.00 - 200.00		210.00 - 240.00		180.00 - 200.00
Badulla	-		360.00 - 400.00		360.00 - 400.00		180.00 - 200.00		200.00 - 240.00		160.00 - 200.00		120.00 - 160.00		180.00 - 200.00		160.00 - 200.00
Keppetipola	-		360.00 - 380.00		320.00 - 340.00		140.00 - 160.00		140.00 - 150.00		130.00 - 150.00		100.00 - 120.00		200.00 - 220.00		180.00 - 200.00
Moneragala	-		400.00 - 480.00		400.00 - 480.00		200.00 - 240.00		200.00 - 240.00		200.00 - 240.00		140.00 - 180.00		240.00 - 280.00		200.00 - 240.00
Kegalle	-		450.00 - 480.00		480.00 - 520.00		260.00 - 280.00		250.00 - 280.00		210.00 - 240.00		220.00 - 240.00		260.00 - 280.00		220.00 - 240.00
Ampara	-		400.00 - 440.00		400.00 - 440.00		200.00 - 200.00		200.00 - 320.00		200.00 - 200.00		160.00 - 240.00		240.00 - 280.00		200.00 - 240.00
Dehiattakandiya	-		400.00 - 480.00		400.00 - 520.00		200.00 - 280.00		200.00 - 240.00		200.00 - 240.00		120.00 - 160.00		200.00 - 280.00		160.00 - 240.00
Nuwareliya	-		360.00 - 380.00		350.00 - 360.00		160.00 - 180.00		140.00 - 160.00		160.00 - 180.00		140.00 - 150.00		170.00 - 190.00		200.00 - 220.00
Kandy	-		450.00 - 480.00		400.00 - 450.00		200.00 - 240.00		160.00 - 200.00		140.00 - 160.00		120.00 - 140.00		200.00 - 240.00		140.00 - 160.00
Puttalam	-		440.00 - 520.00		400.00 - 520.00		180.00 - 220.00		200.00 - 240.00		180.00 - 200.00		150.00 - 200.00		300.00 - 320.00		200.00 - 240.00
Hambantota	-		400.00 - 480.00		400.00 - 480.00		200.00 - 240.00		180.00 - 240.00		180.00 - 240.00		120.00 - 160.00		200.00 - 240.00		160.00 - 200.00
Rathnapura	-		400.00 - 440.00		400.00 - 440.00		200.00 - 220.00		240.00 - 260.00		180.00 - 200.00		140.00 - 160.00		240.00 - 260.00		200.00 - 240.00
Matara	-		400.00 - 440.00		400.00 - 450.00		200.00 - 240.00		160.00 - 220.00		140.00 - 180.00		100.00 - 120.00		200.00 - 260.00		140.00 - 160.00
Galle	-		400.00 - 450.00		400.00 - 460.00		200.00 - 260.00		200.00 - 240.00		180.00 - 220.00		160.00 - 180.00		240.00 - 300.00		200.00 - 260.00
Tissamaharama	-		400.00 - 420.00		380.00 - 420.00		150.00 - 170.00		150.00 - 170.00		120.00 - 140.00		100.00 - 120.00		260.00 - 280.00		150.00 - 180.00
Meegoda (DEC)	-		400.00 - 420.00		400.00 - 420.00		180.00 - 240.00		180.00 - 320.00		160.00 - 200.00		150.00 - 160.00		220.00 - 240.00		180.00 - 240.00
Embilipitiya	-		350.00 - 420.00		320.00 - 400.00		150.00 - 240.00		150.00 - 200.00		150.00 - 200.00		100.00 - 140.00		250.00 - 320.00		150.00 - 200.00
Jaffna	-		340.00 - 360.00		340.00 - 360.00		120.00 - 150.00		100.00 - 120.00		-		80.00 - 100.00		120.00 - 150.00		180.00 - 220.00
Vavuniya	-		580.00 - 600.00		550.00 - 600.00		320.00 - 350.00		240.00 - 260.00		-		200.00 - 240.00		320.00 - 350.00		320.00 - 350.00
Mannar	-		480.00 - 550.00		400.00 - 450.00		320.00 - 350.00		240.00 - 280.00		200.00 - 220.00		150.00 - 180.00		240.00 - 260.00		200.00 - 250.00
Killinochchi	-		580.00 - 620.00		540.00 - 560.00		300.00 - 340.00		230.00 - 250.00		-		180.00 - 200.00		300.00 - 340.00		300.00 - 340.00
Mullaittivu	-		450.00 - 500.00		400.00 - 440.00		200.00 - 250.00		160.00 - 200.00		-		160.00 - 180.00		240.00 - 280.00		200.00 - 240.00
Batticaloa	-		480.00 - 520.00		480.00 - 520.00		280.00 - 300.00		240.00 - 250.00		260.00 - 280.00		180.00 - 220.00		280.00 - 320.00		240.00 - 260.00
Trincomalee	-		500.00 530.00		480.00 520.00		260.00 300.00		220.00 250.00		220.00 240.00		160.00 200.00		260.00 300.00		250.00 280.00
Hanguranketha	-		360.00 - 400.00		320.00 - 350.00		140.00 - 160.00		180.00 - 200.00		100.00 - 120.00		60.00 - 80.00		140.00 - 180.00		120.00 - 150.00
Veyangoda	-		400.00 - 400.00		400.00 - 480.00		200.00 - 240.00		160.00 - 240.00		160.00 - 200.00		120.00 - 160.00		240.00 - 260.00		160.00 - 240.00
Galenbindunuwewa	-		480.00 - 600.00		480.00 - 520.00		240.00 - 280.00		180.00 - 240.00		120.00 - 140.00		80.00 - 130.00		240.00 - 320.00		160.00 - 240.00
Bandarawela	-		360.00 - 380.00		340.00 - 360.00		160.00 - 180.00		140.00 - 160.00		160.00 - 180.00		120.00 - 140.00		180.00 - 200.00		140.00 - 160.00
Matale	-		440.00 - 520.00		460.00 - 480.00		240.00 - 260.00		180.00 - 200.00		120.00 - 160.00		120.00 - 160.00		240.00 - 280.00		160.00 - 200.00

Table 07 (Contd.)

LOCATIONS	Low Country Varieties										
	Ladies Fingers	Brinjal	Capsicum	Pumpkin	Cucumber	Bitter Gourd	Snake Gourd	Drumstick	Luffa	Long Beans	
Colombo	150.00 - 320.00	240.00 - 460.00	260.00 - 600.00	120.00 - 260.00	120.00 - 260.00	240.00 - 480.00	180.00 - 360.00	240.00 - 480.00	180.00 - 360.00	200.00 - 400.00	
Gampaha	240.00 - 240.00	400.00 - 400.00	320.00 - 400.00	200.00 - 200.00	140.00 - 200.00	360.00 - 400.00	240.00 - 240.00	360.00 - 400.00	280.00 - 320.00	200.00 - 320.00	
Kurunegala	180.00 - 240.00	360.00 - 400.00	360.00 - 400.00	160.00 - 200.00	140.00 - 160.00	320.00 - 360.00	240.00 - 280.00	320.00 - 360.00	280.00 - 320.00	280.00 - 340.00	
Nikaweratiya	160.00 - 240.00	280.00 - 320.00	320.00 - 400.00	140.00 - 200.00	120.00 - 200.00	280.00 - 320.00	200.00 - 240.00	240.00 - 320.00	240.00 - 320.00	260.00 - 320.00	
Dambulla	160.00 - 180.00	320.00 - 360.00	360.00 - 400.00	160.00 - 180.00	140.00 - 160.00	360.00 - 380.00	220.00 - 240.00	300.00 - 320.00	220.00 - 240.00	280.00 - 320.00	
Anuradhapura	140.00 - 180.00	280.00 - 360.00	320.00 - 480.00	160.00 - 180.00	160.00 - 180.00	300.00 - 400.00	200.00 - 240.00	260.00 - 400.00	200.00 - 300.00	240.00 - 320.00	
Thambuththegama	120.00 - 160.00	280.00 - 380.00	240.00 - 300.00	100.00 - 160.00	140.00 - 180.00	260.00 - 300.00	150.00 - 200.00	220.00 - 280.00	160.00 - 240.00	180.00 - 240.00	
Polonnaruwa	160.00 - 180.00	350.00 - 370.00	300.00 - 320.00	100.00 - 130.00	140.00 - 160.00	260.00 - 280.00	180.00 - 200.00	-	180.00 - 200.00	260.00 - 280.00	
Kaluthara	160.00 - 180.00	320.00 - 340.00	500.00 - 520.00	120.00 - 140.00	120.00 - 140.00	360.00 - 380.00	200.00 - 220.00	340.00 - 360.00	280.00 - 300.00	200.00 - 220.00	
Badulla	160.00 - 200.00	280.00 - 320.00	360.00 - 400.00	200.00 - 240.00	160.00 - 200.00	320.00 - 360.00	280.00 - 320.00	320.00 - 360.00	280.00 - 320.00	280.00 - 320.00	
Keppetipola	180.00 - 200.00	240.00 - 250.00	340.00 - 360.00	180.00 - 200.00	160.00 - 180.00	280.00 - 300.00	180.00 - 200.00	280.00 - 300.00	220.00 - 240.00	230.00 - 250.00	
Moneragala	160.00 - 200.00	260.00 - 320.00	360.00 - 400.00	120.00 - 200.00	120.00 - 140.00	380.00 - 400.00	200.00 - 240.00	240.00 - 320.00	200.00 - 280.00	240.00 - 320.00	
Kegalle	220.00 - 240.00	300.00 - 320.00	340.00 - 360.00	140.00 - 160.00	140.00 - 160.00	340.00 - 360.00	260.00 - 280.00	320.00 - 360.00	260.00 - 280.00	290.00 - 320.00	
Ampara	160.00 - 200.00	250.00 - 320.00	360.00 - 440.00	160.00 - 200.00	160.00 - 180.00	400.00 - 400.00	240.00 - 320.00	320.00 - 380.00	240.00 - 280.00	240.00 - 240.00	
Dehiattakandiya	120.00 - 200.00	240.00 - 320.00	320.00 - 420.00	100.00 - 160.00	100.00 - 120.00	260.00 - 360.00	200.00 - 240.00	240.00 - 320.00	240.00 - 280.00	240.00 - 320.00	
Nuwaraeliya	180.00 - 190.00	280.00 - 300.00	360.00 - 380.00	160.00 - 180.00	180.00 - 200.00	320.00 - 340.00	200.00 - 220.00	280.00 - 300.00	220.00 - 240.00	240.00 - 260.00	
Kandy	160.00 - 180.00	300.00 - 320.00	480.00 - 500.00	100.00 - 120.00	160.00 - 200.00	360.00 - 400.00	200.00 - 240.00	300.00 - 320.00	200.00 - 240.00	260.00 - 280.00	
Puttalam	160.00 - 200.00	320.00 - 400.00	400.00 - 440.00	160.00 - 200.00	160.00 - 200.00	300.00 - 360.00	200.00 - 240.00	280.00 - 400.00	220.00 - 260.00	240.00 - 320.00	
Rathnapura	200.00 - 220.00	320.00 - 350.00	340.00 - 380.00	140.00 - 170.00	160.00 - 180.00	360.00 - 380.00	220.00 - 260.00	260.00 - 300.00	240.00 - 260.00	280.00 - 320.00	
Hambantota	120.00 - 160.00	240.00 - 320.00	220.00 - 280.00	120.00 - 160.00	120.00 - 160.00	320.00 - 400.00	200.00 - 240.00	200.00 - 240.00	230.00 - 240.00	160.00 - 220.00	
Matara	160.00 - 200.00	240.00 - 320.00	280.00 - 350.00	120.00 - 160.00	120.00 - 150.00	300.00 - 400.00	200.00 - 240.00	280.00 - 320.00	220.00 - 240.00	320.00 - 360.00	
Galle	160.00 - 200.00	300.00 - 360.00	380.00 - 400.00	120.00 - 180.00	160.00 - 180.00	320.00 - 400.00	180.00 - 200.00	300.00 - 360.00	250.00 - 260.00	260.00 - 300.00	
Tissamaharama	110.00 - 120.00	220.00 - 250.00	300.00 - 340.00	110.00 - 130.00	100.00 - 120.00	300.00 - 360.00	220.00 - 230.00	220.00 - 240.00	200.00 - 230.00	190.00 - 220.00	
Meegoda (DEC)	160.00 - 200.00	300.00 - 360.00	320.00 - 480.00	100.00 - 160.00	120.00 - 160.00	320.00 - 400.00	180.00 - 280.00	-	200.00 - 280.00	240.00 - 320.00	
Embilipitiya	100.00 - 140.00	250.00 - 320.00	240.00 - 320.00	100.00 - 240.00	80.00 - 120.00	300.00 - 400.00	200.00 - 280.00	160.00 - 200.00	200.00 - 280.00	200.00 - 280.00	
Jaffna	100.00 - 150.00	220.00 - 250.00	250.00 - 280.00	100.00 - 120.00	90.00 - 110.00	200.00 - 260.00	100.00 - 120.00	250.00 - 320.00	-	200.00 - 240.00	
Vavuniya	240.00 - 260.00	320.00 - 350.00	400.00 - 450.00	150.00 - 200.00	200.00 - 250.00	480.00 - 520.00	240.00 - 260.00	320.00 - 350.00	-	250.00 - 300.00	
Mannar	160.00 - 200.00	240.00 - 260.00	320.00 - 360.00	150.00 - 180.00	200.00 - 240.00	320.00 - 360.00	200.00 - 250.00	240.00 - 280.00	-	240.00 - 260.00	
Killinochchi	240.00 - 260.00	300.00 - 340.00	400.00 - 440.00	120.00 - 140.00	200.00 - 220.00	480.00 - 520.00	240.00 - 260.00	320.00 - 340.00	-	240.00 - 260.00	
Mullaittivu	160.00 - 200.00	200.00 - 240.00	300.00 - 350.00	160.00 - 200.00	-	500.00 - 520.00	240.00 - 250.00	300.00 - 400.00	-	250.00 - 280.00	
Batticaloa	240.00 - 260.00	240.00 - 260.00	400.00 - 420.00	160.00 - 200.00	180.00 - 200.00	400.00 - 440.00	240.00 - 260.00	280.00 - 320.00	240.00 - 260.00	250.00 - 260.00	
Trincomalee	240.00 - 260.00	240.00 - 260.00	360.00 - 400.00	140.00 - 160.00	150.00 - 180.00	420.00 - 460.00	230.00 - 260.00	380.00 - 420.00	230.00 - 260.00	260.00 - 300.00	
Hanguranketha	130.00 160.00	260.00 280.00	270.00 300.00	100.00 120.00	120.00 140.00	260.00 300.00	140.00 170.00	250.00 300.00	160.00 190.00	220.00 250.00	
Veyangoda	160.00 - 200.00	300.00 - 320.00	360.00 - 400.00	120.00 - 160.00	140.00 - 160.00	320.00 - 360.00	240.00 - 280.00	300.00 - 320.00	240.00 - 320.00	240.00 - 260.00	
Galenbindunuwewa	140.00 - 160.00	240.00 - 300.00	320.00 - 360.00	140.00 - 160.00	140.00 - 160.00	280.00 - 360.00	220.00 - 240.00	160.00 - 240.00	200.00 - 240.00	240.00 - 280.00	
Bandarawela	180.00 - 200.00	280.00 - 300.00	340.00 - 360.00	160.00 - 180.00	160.00 - 180.00	300.00 - 320.00	280.00 - 300.00	320.00 - 340.00	280.00 - 300.00	280.00 - 300.00	
Matale	160.00 - 180.00	320.00 - 360.00	320.00 - 380.00	160.00 - 200.00	120.00 - 160.00	320.00 - 340.00	240.00 - 280.00	320.00 - 360.00	180.00 - 200.00	240.00 - 280.00	

Table 07 (Contd.)

LOCATIONS	Low Country Varieties					Leafy Vegetable			Coconut (Rs/Nut)	
	Ash Plantain	Green Chillies	Lime	Sweet Potato	Manioc	Mukunuwenna	Kankun	Gotukola	Large	Small
Colombo	200.00 - 400.00	480.00 - 1000.00	1000.00 - 1500.00	140.00 - 280.00	160.00 - 240.00	50.00 - 100.00	50.00 - 100.00	100.00 - 110.00	100.00 - 120.00	80.00 - 100.00
Gampaha	240.00 - 320.00	800.00 - 1000.00	1500.00 - 1600.00	200.00 - 200.00	200.00 - 200.00	60.00 - 70.00	60.00 - 70.00	30.00 - 30.00	100.00 - 120.00	60.00 - 75.00
Kurunegala	240.00 - 320.00	700.00 - 800.00	1200.00 - 1400.00	160.00 - 200.00	200.00 - 240.00	40.00 - 50.00	40.00 - 50.00	30.00 - 30.00	80.00 - 90.00	60.00 - 65.00
Nikaweratiya	200.00 - 240.00	700.00 - 800.00	1000.00 - 1000.00	160.00 - 200.00	160.00 - 160.00	40.00 - 50.00	40.00 - 50.00	60.00 - 60.00	75.00 - 80.00	60.00 - 65.00
Dambulla	240.00 - 260.00	700.00 - 800.00	1200.00 - 1300.00	200.00 - 220.00	200.00 - 220.00	50.00 - 60.00	50.00 - 60.00	40.00 - 60.00	80.00 - 90.00	65.00 - 70.00
Anuradhapura	200.00 - 280.00	600.00 - 800.00	1200.00 - 1400.00	160.00 - 240.00	180.00 - 240.00	50.00 - 60.00	50.00 - 60.00	50.00 - 60.00	80.00 - 90.00	60.00 - 70.00
Thambuththegama	-	650.00 - 700.00	1000.00 - 1000.00	150.00 - 180.00	180.00 - 220.00	40.00 - 50.00	40.00 - 50.00	-	75.00 - 85.00	60.00 - 70.00
Polonnaruwa	-	740.00 - 750.00	1000.00 - 1200.00	140.00 - 160.00	170.00 - 180.00	50.00 - 50.00	50.00 - 50.00	50.00 - 50.00	-	55.00 - 65.00
Kaluthara	320.00 - 340.00	680.00 - 700.00	1100.00 - 1200.00	200.00 - 220.00	200.00 - 220.00	70.00 - 80.00	70.00 - 80.00	90.00 - 100.00	100.00 - 110.00	85.00 - 90.00
Badulla	240.00 - 260.00	700.00 - 800.00	1000.00 - 1200.00	200.00 - 240.00	220.00 - 240.00	70.00 - 70.00	70.00 - 70.00	70.00 - 80.00	90.00 - 95.00	80.00 - 85.00
Keppetipola	250.00 - 260.00	650.00 - 700.00	980.00 - 1100.00	140.00 - 160.00	160.00 - 170.00	30.00 - 35.00	30.00 - 35.00	25.00 - 30.00	85.00 - 88.00	70.00 - 78.00
Moneragala	160.00 - 200.00	700.00 - 800.00	900.00 - 1200.00	120.00 - 160.00	100.00 - 140.00	50.00 - 60.00	50.00 - 60.00	50.00 - 60.00	80.00 - 90.00	60.00 - 70.00
Kegalle	250.00 - 280.00	750.00 - 800.00	1350.00 - 1400.00	180.00 - 200.00	200.00 - 210.00	70.00 - 80.00	70.00 - 80.00	50.00 - 70.00	85.00 - 90.00	65.00 - 80.00
Ampara	160.00 - 240.00	800.00 - 900.00	-	200.00 - 200.00	200.00 - 200.00	50.00 - 60.00	50.00 - 50.00	50.00 - 50.00	90.00 - 90.00	80.00 - 85.00
Dehiattakandiya	160.00 - 240.00	700.00 - 1000.00	800.00 - 800.00	100.00 - 160.00	140.00 - 160.00	60.00 - 60.00	60.00 - 60.00	60.00 - 60.00	80.00 - 90.00	65.00 - 75.00
Nuwaraeliya	260.00 - 280.00	750.00 - 800.00	1400.00 - 1500.00	150.00 - 170.00	180.00 - 200.00	40.00 - 45.00	40.00 - 45.00	30.00 - 35.00	85.00 - 90.00	70.00 - 78.00
Kandy	300.00 - 340.00	950.00 - 1000.00	1700.00 - 1800.00	150.00 - 160.00	220.00 - 240.00	50.00 - 60.00	50.00 - 60.00	40.00 - 45.00	85.00 - 90.00	60.00 - 70.00
Puttalam	180.00 - 220.00	700.00 - 800.00	1000.00 - 1500.00	200.00 - 240.00	200.00 - 240.00	70.00 - 70.00	70.00 - 70.00	40.00 - 40.00	80.00 - 90.00	65.00 - 75.00
Rathnapura	220.00 - 240.00	900.00 - 1000.00	1400.00 - 1500.00	160.00 - 180.00	150.00 - 160.00	80.00 - 90.00	80.00 - 90.00	90.00 - 100.00	100.00 - 110.00	80.00 - 90.00
Hambanthota	160.00 - 200.00	720.00 - 800.00	1100.00 - 1200.00	120.00 - 160.00	120.00 - 200.00	50.00 - 55.00	50.00 - 60.00	70.00 - 80.00	90.00 - 110.00	70.00 - 80.00
Matara	160.00 - 220.00	480.00 - 600.00	1000.00 - 1200.00	120.00 - 140.00	200.00 - 240.00	55.00 - 60.00	55.00 - 60.00	85.00 - 95.00	90.00 - 110.00	65.00 - 75.00
Galle	180.00 - 240.00	700.00 - 800.00	1000.00 - 1100.00	180.00 - 240.00	200.00 - 240.00	60.00 - 70.00	50.00 - 60.00	60.00 - 80.00	95.00 - 100.00	80.00 - 85.00
Tissamaharama	180.00 - 190.00	550.00 - 600.00	800.00 - 820.00	140.00 - 160.00	180.00 - 200.00	45.00 - 50.00	45.00 - 50.00	55.00 - 60.00	85.00 - 90.00	65.00 - 70.00
Meegoda (DEC)	320.00 - 400.00	600.00 - 800.00	1200.00 - 1300.00	160.00 - 200.00	180.00 - 200.00	80.00 - 100.00	80.00 - 80.00	80.00 - 100.00	100.00 - 110.00	80.00 - 90.00
Embilipitiya	140.00 - 200.00	900.00 - 1000.00	900.00 - 1000.00	200.00 - 240.00	160.00 - 200.00	50.00 - 70.00	50.00 - 70.00	80.00 - 90.00	90.00 - 110.00	60.00 - 80.00
Jaffna	180.00 - 220.00	400.00 - 520.00	650.00 - 700.00	120.00 - 160.00	180.00 - 200.00	80.00 - 90.00	35.00 - 40.00	40.00 - 45.00	100.00 - 130.00	60.00 - 80.00
Vavuniya	240.00 - 280.00	600.00 - 640.00	1400.00 - 1500.00	240.00 - 280.00	320.00 - 350.00	60.00 - 70.00	60.00 - 75.00	60.00 - 70.00	70.00 - 85.00	50.00 - 60.00
Mannar	200.00 - 240.00	600.00 - 700.00	700.00 - 800.00	150.00 - 180.00	240.00 - 250.00	50.00 - 60.00	50.00 - 60.00	35.00 - 50.00	70.00 - 80.00	50.00 - 60.00
Killinochchi	220.00 - 240.00	600.00 - 640.00	1200.00 - 1300.00	230.00 - 250.00	300.00 - 340.00	50.00 - 60.00	40.00 - 50.00	45.00 - 50.00	70.00 - 80.00	50.00 - 60.00
Mullaittivu	160.00 - 180.00	500.00 - 600.00	700.00 - 800.00	140.00 - 180.00	280.00 - 300.00	50.00 - 60.00	50.00 - 60.00	40.00 - 50.00	70.00 - 80.00	55.00 - 60.00
Batticaloa	280.00 - 320.00	700.00 - 750.00	1200.00 - 1400.00	160.00 - 200.00	260.00 - 300.00	60.00 - 60.00	70.00 - 80.00	50.00 - 50.00	90.00 - 90.00	50.00 - 60.00
Trincomalee	260.00 300.00	620.00 650.00	1000.00 1100.00	170.00 200.00	250.00 280.00	60.00 65.00	70.00 75.00	50.00 55.00	90.00 100.00	70.00 80.00
Hanguranketha	230.00 - 280.00	650.00 - 800.00	1000.00 - 1100.00	130.00 - 160.00	140.00 - 160.00	40.00 - 45.00	40.00 - 45.00	35.00 - 45.00	80.00 - 90.00	60.00 - 73.00
Veyangoda	240.00 - 280.00	700.00 - 800.00	1100.00 - 1200.00	160.00 - 200.00	160.00 - 180.00	60.00 - 70.00	60.00 - 70.00	30.00 - 30.00	90.00 - 100.00	60.00 - 80.00
Galenbindunuwewa	-	700.00 - 800.00	-	140.00 - 160.00	140.00 - 160.00	50.00 - 60.00	50.00 - 60.00	50.00 - 60.00	80.00 - 90.00	60.00 - 70.00
Bandarawela	220.00 - 240.00	600.00 - 700.00	900.00 - 1000.00	200.00 - 220.00	220.00 - 240.00	50.00 - 60.00	50.00 - 60.00	50.00 - 60.00	95.00 - 100.00	75.00 - 80.00
Matale	240.00 - 260.00	700.00 - 800.00	1200.00 - 1400.00	140.00 - 160.00	160.00 - 180.00	50.00 - 60.00	50.00 - 60.00	40.00 - 50.00	80.00 - 90.00	60.00 - 70.00

Table 08: Selected Markets: Retail Price of Fruits (Rs/each & Rs/Kg)

Week 35: 25 - 31 August 2023

19

LOCATIONS	Banana					Pineapple			Mango	
	Ambul (Rs/Kg)	Kolikuttu (Rs/Kg)	Seeni (Rs/Kg)	Anamalu	Ambun	Large	Medium	Small	Betti	Karthakolomban
Colombo	220.00 - 350.00	580.00 - 800.00	160.00 - 280.00	30.00 - 45.00	40.00 - 60.00	1100.00 - 1450.00	900.00 - 1100.00	650.00 - 850.00	-	350.00 - 450.00
Gampaha	250.00 - 260.00	600.00 - 650.00	200.00 - 200.00	25.00 - 35.00	38.00 - 44.00	900.00 - 1000.00	700.00 - 800.00	350.00 - 500.00	-	250.00 - 250.00
Kurunegala	200.00 - 250.00	500.00 - 600.00	160.00 - 200.00	22.00 - 25.00	35.00 - 38.00	-	800.00 - 850.00	650.00 - 700.00	-	-
Nikaweratiya	230.00 - 270.00	450.00 - 500.00	220.00 - 250.00	-	43.00 - 50.00	-	950.00 - 1050.00	800.00 - 900.00	-	-
Dambulla	200.00 - 240.00	500.00 - 560.00	180.00 - 200.00	-	48.00 - 50.00	1000.00 - 1200.00	750.00 - 800.00	300.00 - 380.00	80.00 - 100.00	260.00 - 280.00
Anuradhapura	200.00 - 280.00	500.00 - 600.00	180.00 - 240.00	26.00 - 35.00	32.00 - 43.00	1000.00 - 1150.00	820.00 - 900.00	650.00 - 720.00	-	-
Thambuththegama	240.00 - 300.00	480.00 - 550.00	240.00 - 280.00	35.00 - 40.00	48.00 - 50.00	1260.00 - 1440.00	1020.00 - 1200.00	840.00 - 960.00	-	-
Polonnaruwa	200.00 - 220.00	450.00 - 500.00	150.00 - 160.00	-	30.00 - 31.00	-	800.00 - 900.00	650.00 - 700.00	-	-
Kaluthara	260.00 - 270.00	540.00 - 570.00	180.00 - 200.00	36.00 - 38.00	45.00 - 47.00	-	800.00 - 820.00	680.00 - 700.00	-	480.00 - 500.00
Badulla	160.00 - 200.00	440.00 - 480.00	150.00 - 170.00	22.00 - 23.00	28.00 - 30.00	-	800.00 - 900.00	500.00 - 550.00	-	-
Keppetipola	180.00 - 200.00	480.00 - 500.00	150.00 - 160.00	18.00 - 22.00	42.00 - 45.00	-	950.00 - 980.00	800.00 - 850.00	-	330.00 - 350.00
Moneragala	150.00 - 170.00	400.00 - 440.00	120.00 - 140.00	20.00 - 22.00	25.00 - 28.00	-	900.00 - 980.00	-	-	-
Kegalle	190.00 - 210.00	530.00 - 550.00	190.00 - 210.00	15.00 - 25.00	25.00 - 30.00	-	700.00 - 800.00	500.00 - 650.00	-	-
Ampara	180.00 - 200.00	-	120.00 - 160.00	20.00 - 25.00	25.00 - 31.00	-	-	750.00 - 750.00	-	-
Dehiattakandiya	230.00 - 250.00	450.00 - 480.00	160.00 - 200.00	-	50.00 - 60.00	1300.00 - 1400.00	750.00 - 800.00	420.00 - 570.00	-	-
Nuwaraeliya	200.00 - 220.00	500.00 - 550.00	160.00 - 180.00	26.00 - 32.00	44.00 - 50.00	-	940.00 - 980.00	760.00 - 800.00	-	350.00 - 360.00
Kandy	225.00 - 250.00	480.00 - 500.00	200.00 - 220.00	25.00 - 30.00	42.00 - 45.00	1000.00 - 1100.00	750.00 - 780.00	480.00 - 500.00	-	200.00 - 250.00
Puttalam	150.00 - 180.00	400.00 - 500.00	150.00 - 180.00	18.00 - 22.00	-	900.00 - 950.00	800.00 - 850.00	-	-	-
Rathnapura	240.00 - 260.00	400.00 - 450.00	240.00 - 260.00	-	-	-	800.00 - 850.00	400.00 - 500.00	-	400.00 - 450.00
Hambantota	230.00 - 240.00	500.00 - 530.00	180.00 - 200.00	27.00 - 28.00	35.00 - 38.00	950.00 - 1000.00	800.00 - 850.00	450.00 - 550.00	-	200.00 - 200.00
Matara	200.00 - 240.00	550.00 - 580.00	180.00 - 200.00	25.00 - 27.00	35.00 - 37.00	1000.00 - 1060.00	900.00 - 950.00	550.00 - 660.00	-	-
Galle	200.00 - 240.00	480.00 - 480.00	200.00 - 240.00	30.00 - 35.00	35.00 - 38.00	-	750.00 - 780.00	650.00 - 700.00	120.00 - 140.00	-
Tissamaharama	220.00 - 240.00	480.00 - 520.00	160.00 - 180.00	30.00 - 32.00	30.00 - 30.00	900.00 - 920.00	780.00 - 800.00	650.00 - 670.00	-	-
Meegoda (DEC)	240.00 - 250.00	530.00 - 560.00	200.00 - 200.00	40.00 - 45.00	40.00 - 45.00	1275.00 - 1275.00	975.00 - 975.00	750.00 - 750.00	-	150.00 - 200.00
Embilipitiya	170.00 - 200.00	450.00 - 500.00	160.00 - 180.00	25.00 - 30.00	30.00 - 40.00	900.00 - 1000.00	700.00 - 800.00	500.00 - 600.00	90.00 - 100.00	180.00 - 200.00
Jaffna	180.00 - 220.00	500.00 - 600.00	150.00 - 180.00	-	-	1000.00 - 1150.00	880.00 - 980.00	720.00 - 850.00	-	150.00 - 220.00
Vavuniya	300.00 - 340.00	450.00 - 480.00	200.00 - 260.00	40.00 - 50.00	-	1150.00 - 1200.00	900.00 - 980.00	700.00 - 760.00	-	-
Mannar	200.00 - 220.00	400.00 - 450.00	150.00 - 180.00	24.00 - 30.00	-	950.00 - 980.00	850.00 - 900.00	750.00 - 800.00	-	180.00 - 200.00
Killinochchi	280.00 - 300.00	450.00 - 500.00	200.00 - 240.00	35.00 - 36.00	35.00 - 36.00	1350.00 - 1400.00	1050.00 - 1100.00	880.00 - 920.00	-	320.00 - 350.00
Mullaittivu	200.00 - 220.00	380.00 - 400.00	200.00 - 220.00	28.00 - 30.00	-	910.00 - 1000.00	770.00 - 880.00	630.00 - 700.00	-	-
Batticaloa	230.00 - 250.00	540.00 - 560.00	180.00 - 200.00	35.00 - 40.00	-	950.00 - 980.00	880.00 - 900.00	700.00 - 720.00	-	-
Trincomalee	260.00 - 300.00	460.00 - 500.00	180.00 - 200.00	-	-	-	820.00 - 850.00	700.00 - 750.00	-	-
Veyangoda	250.00 - 280.00	550.00 - 600.00	200.00 - 250.00	20.00 - 28.00	31.00 - 44.00	1000.00 - 1400.00	800.00 - 850.00	500.00 - 500.00	-	180.00 - 200.00
Galenbindunuwewa	160.00 - 200.00	350.00 - 400.00	140.00 - 180.00	25.00 - 30.00	35.00 - 40.00	1200.00 - 1400.00	900.00 - 1100.00	800.00 - 850.00	-	-
Bandarawela	180.00 - 200.00	460.00 - 480.00	150.00 - 160.00	22.00 - 24.00	28.00 - 30.00	-	800.00 - 900.00	560.00 - 580.00	-	-
Matale	180.00 - 200.00	450.00 - 500.00	180.00 - 200.00	25.00 - 28.00	35.00 - 38.00	1000.00 - 1100.00	750.00 - 850.00	450.00 - 500.00	-	-

Table 08 (Contd.)

LOCATIONS	Mango		Other Fruits							
	Vilad	Kohu	Papaw (Rs/Kg)	Passion	Wood Apple	Orange	Avocado	Slime Apple	Grapes (Rs/Kg)	King Coconut
Colombo	120.00 - 150.00	-	250.00 - 350.00	40.00 - 80.00	40.00 - 100.00	60.00 - 140.00	60.00 - 150.00	60.00 - 140.00	1600.00 - 2600.00	100.00 - 160.00
Gampaha	120.00 - 120.00	-	300.00 - 300.00	60.00 - 60.00	70.00 - 80.00	120.00 - 140.00	120.00 - 120.00	70.00 - 80.00	2300.00 - 2800.00	120.00 - 140.00
Kurunegala	100.00 - 100.00	40.00 - 50.00	300.00 - 300.00	70.00 - 70.00	80.00 - 100.00	100.00 - 120.00	80.00 - 120.00	100.00 - 120.00	2800.00 - 3000.00	120.00 - 150.00
Nikaweratiya	-	-	250.00 - 260.00	-	40.00 - 50.00	100.00 - 120.00	100.00 - 130.00	100.00 - 100.00	2000.00 - 2200.00	100.00 - 120.00
Dambulla	80.00 - 100.00	40.00 - 45.00	280.00 - 320.00	40.00 - 50.00	40.00 - 50.00	100.00 - 130.00	60.00 - 100.00	80.00 - 100.00	2300.00 - 2600.00	140.00 - 150.00
Anuradhapura	80.00 - 90.00	-	200.00 - 280.00	-	50.00 - 60.00	100.00 - 120.00	60.00 - 80.00	50.00 - 70.00	2500.00 - 2800.00	140.00 - 160.00
Thambuththegama	-	-	270.00 - 320.00	-	40.00 - 60.00	80.00 - 100.00	50.00 - 80.00	60.00 - 80.00	2000.00 - 2200.00	100.00 - 120.00
Polonnaruwa	100.00 - 120.00	-	280.00 - 300.00	-	60.00 - 70.00	-	70.00 - 90.00	50.00 - 60.00	2500.00 - 2550.00	120.00 - 130.00
Kaluthara	-	-	280.00 - 300.00	70.00 - 80.00	50.00 - 60.00	80.00 - 110.00	140.00 - 160.00	80.00 - 100.00	1800.00 - 2600.00	140.00 - 150.00
Badulla	-	-	240.00 - 260.00	40.00 - 50.00	50.00 - 70.00	70.00 - 90.00	35.00 - 40.00	45.00 - 60.00	2300.00 - 2500.00	130.00 - 140.00
Keppetipola	85.00 - 90.00	-	240.00 - 260.00	44.00 - 48.00	40.00 - 45.00	75.00 - 85.00	42.00 - 48.00	42.00 - 45.00	2250.00 - 2350.00	150.00 - 170.00
Moneragala	-	-	180.00 - 200.00	-	25.00 - 30.00	100.00 - 120.00	60.00 - 80.00	70.00 - 80.00	2500.00 - 2700.00	100.00 - 120.00
Kegalle	-	-	270.00 - 280.00	-	50.00 - 60.00	80.00 - 100.00	50.00 - 70.00	40.00 - 60.00	2500.00 - 2600.00	120.00 - 130.00
Ampara	90.00 - 90.00	-	200.00 - 230.00	48.00 - 48.00	20.00 - 25.00	60.00 - 70.00	50.00 - 50.00	30.00 - 70.00	1800.00 - 2000.00	130.00 - 140.00
Dehiattakandiya	-	-	200.00 - 240.00	-	50.00 - 70.00	60.00 - 80.00	60.00 - 120.00	-	2500.00 - 3000.00	100.00 - 130.00
Nuwaraeliya	100.00 - 110.00	-	260.00 - 300.00	45.00 - 50.00	42.00 - 46.00	80.00 - 100.00	50.00 - 70.00	60.00 - 70.00	2200.00 - 2400.00	150.00 - 160.00
Kandy	100.00 - 120.00	-	250.00 - 280.00	40.00 - 50.00	50.00 - 60.00	80.00 - 100.00	60.00 - 100.00	50.00 - 60.00	2000.00 - 2600.00	140.00 - 150.00
Puttalam	-	-	150.00 - 240.00	50.00 - 65.00	-	70.00 - 80.00	120.00 - 140.00	-	-	130.00 - 150.00
Hambantota	100.00 - 110.00	-	230.00 - 250.00	-	30.00 - 40.00	100.00 - 120.00	40.00 - 60.00	30.00 - 40.00	2200.00 - 2300.00	90.00 - 110.00
Rathnapura	100.00 - 125.00	-	200.00 - 220.00	-	70.00 - 100.00	80.00 - 100.00	50.00 - 60.00	60.00 - 90.00	2250.00 - 2500.00	100.00 - 130.00
Matara	-	-	220.00 - 230.00	54.00 - 58.00	70.00 - 80.00	100.00 - 130.00	40.00 - 50.00	30.00 - 40.00	2000.00 - 2100.00	100.00 - 120.00
Galle	140.00 - 160.00	-	200.00 - 240.00	60.00 - 65.00	45.00 - 50.00	120.00 - 140.00	65.00 - 75.00	75.00 - 80.00	2500.00 - 3000.00	100.00 - 120.00
Tissamaharama	-	-	220.00 - 250.00	50.00 - 55.00	20.00 - 25.00	60.00 - 60.00	45.00 - 50.00	45.00 - 50.00	2600.00 - 2600.00	90.00 - 100.00
Meegoda (DEC)	100.00 - 120.00	-	260.00 - 300.00	40.00 - 40.00	50.00 - 65.00	-	65.00 - 70.00	60.00 - 65.00	2000.00 - 2000.00	100.00 - 120.00
Embilipitiya	90.00 - 100.00	70.00 - 80.00	250.00 - 280.00	40.00 - 60.00	50.00 - 80.00	100.00 - 120.00	70.00 - 100.00	-	1800.00 - 2200.00	120.00 - 130.00
Jaffna	70.00 - 80.00	-	120.00 - 180.00	-	100.00 - 120.00	60.00 - 80.00	-	-	2250.00 - 2500.00	150.00 - 160.00
Vavuniya	-	-	200.00 - 240.00	-	30.00 - 40.00	-	-	-	2400.00 - 2500.00	150.00 - 170.00
Mannar	80.00 - 120.00	-	200.00 - 250.00	55.00 - 65.00	25.00 - 35.00	120.00 - 140.00	80.00 - 100.00	100.00 - 130.00	2600.00 - 3000.00	120.00 - 150.00
Killinochchi	70.00 - 80.00	-	200.00 - 240.00	60.00 - 70.00	40.00 - 50.00	60.00 - 70.00	70.00 - 80.00	-	2400.00 - 2500.00	150.00 - 160.00
Mullaittivu	-	-	200.00 - 250.00	-	-	-	-	-	-	140.00 - 150.00
Batticaloa	-	-	240.00 - 260.00	50.00 - 60.00	30.00 - 35.00	60.00 - 65.00	120.00 - 120.00	-	2100.00 - 2200.00	130.00 - 140.00
Trincomalee	68.00 - 72.00	50.00 - 54.00	180.00 - 200.00	70.00 - 74.00	32.00 - 34.00	80.00 - 85.00	120.00 - 126.00	33.00 - 36.00	2650.00 - 2700.00	140.00 - 150.00
Veyangoda	-	-	250.00 - 280.00	50.00 - 60.00	50.00 - 80.00	80.00 - 120.00	75.00 - 100.00	70.00 - 90.00	2000.00 - 2800.00	120.00 - 150.00
Galenbindunuwewa	-	-	200.00 - 250.00	-	-	-	50.00 - 80.00	-	2500.00 - 3000.00	130.00 - 150.00
Bandarawela	-	-	220.00 - 240.00	40.00 - 50.00	50.00 - 60.00	80.00 - 100.00	30.00 - 40.00	50.00 - 60.00	2400.00 - 2500.00	120.00 - 140.00
Matale	80.00 - 90.00	40.00 - 50.00	260.00 - 280.00	50.00 - 60.00	50.00 - 65.00	80.00 - 90.00	60.00 - 70.00	-	2200.00 - 2500.00	130.00 - 150.00

Table 09: Selected Markets: Wholesale Price of Fresh Fish & Eggs (Rs/Kg & Rs/Egg)

Week 35: 25 - 31 August 2023

Locations	Sea Fish					
	Salaya	Hurulla	Balaya	Kelawalla	Thora	Paraw
Colombo	250.00 – 500.00	560.00 – 750.00	640.00 – 900.00	1180.00 – 1340.00	1800.00 – 2700.00	1100.00 – 1300.00
Kandy	450.00 – 480.00	680.00 – 700.00	750.00 – 950.00	1400.00 – 1600.00	2000.00 – 2200.00	1350.00 – 1450.00
Kaluthara	400.00 – 420.00	460.00 – 480.00	880.00 – 900.00	1300.00 – 1400.00	-	-
Puttalam	400.00 – 550.00	600.00 – 700.00	600.00 – 700.00	900.00 – 1100.00	-	900.00 – 1100.00
Matara	300.00 – 350.00	400.00 – 450.00	1050.00 – 1100.00	1750.00 – 1850.00	-	-
Hambantota	400.00 – 450.00	450.00 – 460.00	900.00 – 1000.00	1400.00 – 1600.00	1650.00 – 1700.00	-
Galle	-	-	650.00 – 700.00	1400.00 – 1500.00	1400.00 – 1500.00	-
Batticaloa	200.00 – 250.00	300.00 – 350.00	600.00 – 700.00	1600.00 – 1700.00	1800.00 – 1900.00	1600.00 – 1700.00
Trincomalee	400.00 – 460.00	700.00 – 750.00	980.00 – 1150.00	1850.00 – 1900.00	1900.00 – 2100.00	1500.00 – 1650.00
Mannar	330.00 – 350.00	-	680.00 – 720.00	-	-	1200.00 – 1300.00

Locations	Sea Fish				Eggs	
	Mora	Shrimps	Thalapath	Teppeli	Brown	White
Colombo	960.00 – 1150.00	1700.00 – 1850.00	1700.00 – 2400.00	-	44.00 – 45.50	42.50 – 44.00
Kandy	1050.00 – 1100.00	1700.00 – 1800.00	2000.00 – 2100.00	-	43.00 – 44.00	42.00 – 44.00
Kaluthara	-	-	-	-	-	-
Puttalam	-	1000.00 – 1650.00	-	-	44.00 – 45.00	42.00 – 44.00
Matara	-	-	2000.00 – 2100.00	-	-	-
Hambantota	-	1800.00 – 1900.00	-	-	-	-
Galle	-	-	1600.00 – 1600.00	-	43.00 – 43.00	40.00 – 42.00
Batticaloa	1200.00 – 1300.00	1400.00 – 1500.00	1600.00 – 1700.00	-	44.00 – 45.00	44.00 – 44.00
Trincomalee	1550.00 – 1680.00	1300.00 – 1380.00	-	-	45.00 – 46.00	45.00 – 46.00
Mannar	-	1400.00 – 1500.00	-	-	-	44.00 – 45.00

Table 10: Selected Markets: Wholesale Price of Dried Fish (Rs/50Kg)

Week 35: 25 - 31 August 2023

Locations	Local Dried Fish					
	Sprats	Kattawa	Thora	Mora	Balaya	Anguluwa
Colombo	92500 – 105000	-	-	80000 – 87000	48000 – 58000	-
Kandy	107500 – 110000	-	-	95000 – 98000	72500 – 75000	-
Batticaloa	47500 – 50000	107500 – 112500	-	107500 – 110000	-	-
Trincomalee	50000 – 52500	-	98250 – 98750	-	60000 – 62500	55000 – 57500
Mannar	49000 – 50000	87500 – 90000	-	82500 – 85000	67500 – 70000	40000 – 42500

Locations	Local Dried Fish			Imported Dried Fish		
	Maduwa	Koduwa	Salaya	Sprats	Kattawa	Thora
Colombo	65000 – 75000	-	22500 – 30000	42500 – 50000	72500 – 80000	-
Kandy	76000 – 78000	-	40000 – 42000	47000 – 54000	82500 – 85000	-
Batticaloa	-	-	25000 – 30000	-	-	-
Trincomalee	54000 – 56000	-	35000 – 39000	42000 – 44000	98750 – 100000	-
Mannar	60000 – 65000	50000 – 55000	40000 – 42500	49000 – 50000	-	-

Locations	Imported Dried Fish					
	Mora	Balaya	Anguluwa	Maduwa	Koduwa	Salaya
Colombo	-	-	70000 – 75000	-	-	-
Kandy	-	-	-	-	-	-
Batticaloa	-	-	-	-	-	-
Trincomalee	-	-	-	-	-	-
Mannar	-	-	-	-	-	-

Table 11: Selected Markets: Retail Price of Fresh Fish & Eggs (Rs/Kg & Rs/Eggs)

Week 35: 25 - 31 August 2023

LOCATIONS	Sea Fish										Eggs								
	Salaya		Hurulla		Balaya		Kelawalla		Thora		Paraw		Mora		Thalapath		Brown		White
Colombo	550.00 - 900.00	650.00 - 1400.00	1100.00 - 1600.00	1800.00 - 3000.00	2800.00 - 3800.00	1700.00 - 2400.00	1400.00 - 2000.00	2400.00 - 3600.00	44.50 - 48.00	43.00 - 45.00									
Gampaha	800.00 - 800.00	1000.00 - 1000.00	-	2000.00 - 2000.00	-	-	-	2800.00 - 2800.00	48.00 - 48.00	45.00 - 48.00									
Kurunegala	660.00 - 700.00	1000.00 - 1100.00	1400.00 - 1400.00	2100.00 - 2200.00	-	1600.00 - 1600.00	1700.00 - 1700.00	2300.00 - 2400.00	46.00 - 46.00	44.00 - 45.00									
Nikaweratiya	700.00 - 800.00	800.00 - 800.00	800.00 - 900.00	2100.00 - 2200.00	-	-	-	2400.00 - 2400.00	43.00 - 50.00	40.00 - 48.00									
Dambulla	600.00 - 680.00	800.00 - 900.00	800.00 - 900.00	2000.00 - 2200.00	-	1800.00 - 2000.00	1700.00 - 1800.00	2200.00 - 2200.00	48.00 - 49.00	45.00 - 46.00									
Anuradhapura	500.00 - 600.00	950.00 - 1000.00	850.00 - 900.00	2000.00 - 2200.00	-	1600.00 - 1700.00	-	2400.00 - 2600.00	-	45.00 - 46.00									
Thambuththegama	-	-	-	-	-	-	-	-	45.00 - 48.00	35.00 - 46.00									
Polonnaruwa	600.00 - 700.00	900.00 - 1000.00	1200.00 - 1300.00	1800.00 - 1800.00	2800.00 - 2800.00	1550.00 - 1600.00	1800.00 - 1800.00	2000.00 - 2200.00	-	48.00 - 52.00									
Kaluthara	480.00 - 500.00	680.00 - 700.00	1080.00 - 1100.00	2000.00 - 2180.00	-	-	-	-	-	43.00 - 44.00									
Badulla	580.00 - 650.00	800.00 - 900.00	1100.00 - 1200.00	1800.00 - 2000.00	-	1400.00 - 1500.00	1500.00 - 1600.00	2200.00 - 2400.00	48.00 - 50.00	44.00 - 46.00									
Keppetipola	550.00 - 560.00	900.00 - 1000.00	1200.00 - 1250.00	1700.00 - 1800.00	-	1400.00 - 1450.00	1400.00 - 1450.00	2350.00 - 2400.00	52.00 - 56.00	50.00 - 55.00									
Moneragala	550.00 - 600.00	800.00 - 850.00	800.00 - 900.00	2000.00 - 2200.00	-	-	-	2600.00 - 2700.00	44.00 - 46.00	43.00 - 46.00									
Kegalle	750.00 - 800.00	1000.00 - 1100.00	1550.00 - 1700.00	1800.00 - 1900.00	-	1800.00 - 1900.00	1800.00 - 1900.00	2350.00 - 2450.00	55.00 - 56.00	45.00 - 46.00									
Ampara	420.00 - 420.00	700.00 - 700.00	-	1900.00 - 1900.00	-	-	-	2400.00 - 2400.00	45.00 - 46.00	45.00 - 50.00									
Dehiattakandiya	-	-	-	-	-	-	-	-	44.00 - 45.00	43.00 - 44.00									
Nuwaraeliya	600.00 - 650.00	800.00 - 900.00	1280.00 - 1300.00	1800.00 - 1900.00	-	1550.00 - 1650.00	1450.00 - 1480.00	2500.00 - 2600.00	52.00 - 54.00	50.00 - 53.00									
Kandy	550.00 - 600.00	800.00 - 900.00	1000.00 - 1200.00	2000.00 - 2100.00	2800.00 - 3000.00	1600.00 - 1650.00	1500.00 - 1600.00	2400.00 - 2500.00	46.00 - 47.00	44.00 - 46.00									
Puttalam	500.00 - 600.00	700.00 - 850.00	700.00 - 800.00	1000.00 - 1300.00	-	1000.00 - 1250.00	-	-	46.00 - 47.00	45.00 - 46.00									
Hambantota	550.00 - 600.00	650.00 - 700.00	1550.00 - 1600.00	2200.00 - 2400.00	2400.00 - 2500.00	-	-	-	-	44.00 - 45.00									
Rathnapura	580.00 - 620.00	760.00 - 800.00	1420.00 - 1500.00	2260.00 - 2400.00	3560.00 - 3600.00	1720.00 - 1800.00	1720.00 - 1800.00	2500.00 - 2600.00	45.00 - 46.00	44.00 - 45.00									
Matarara	450.00 - 500.00	600.00 - 700.00	1700.00 - 1800.00	2300.00 - 2400.00	-	-	-	2500.00 - 2600.00	47.00 - 48.00	43.00 - 46.00									
Galle	500.00 - 600.00	-	800.00 - 1000.00	2000.00 - 2200.00	2400.00 - 2800.00	1200.00 - 1400.00	2000.00 - 2400.00	2400.00 - 2400.00	44.00 - 45.00	38.00 - 50.00									
Tissamaharama	600.00 - 650.00	700.00 - 700.00	1000.00 - 1100.00	-	-	-	-	-	-	44.00 - 45.00									
Meegoda	560.00 - 560.00	800.00 - 800.00	1120.00 - 1120.00	2400.00 - 2400.00	-	1600.00 - 1600.00	-	3200.00 - 3320.00	46.00 - 47.00	43.00 - 45.00									
Embilipitiya	600.00 - 650.00	750.00 - 800.00	1400.00 - 1500.00	2200.00 - 2400.00	-	1500.00 - 1600.00	-	2350.00 - 2450.00	48.00 - 50.00	44.00 - 47.00									
Jaffna	380.00 - 450.00	550.00 - 600.00	700.00 - 1000.00	1800.00 - 2000.00	-	1600.00 - 1700.00	2000.00 - 2200.00	-	46.00 - 48.00	45.00 - 47.00									
Vavuniya	600.00 - 700.00	-	-	-	-	1800.00 - 1900.00	2900.00 - 3100.00	-	45.00 - 48.00	43.00 - 46.00									
Mannar	400.00 - 500.00	800.00 - 1000.00	800.00 - 1000.00	-	-	1500.00 - 1600.00	1200.00 - 1500.00	-	48.00 - 49.00	46.00 - 47.00									
Killinochchi	600.00 - 650.00	-	1100.00 - 1200.00	-	-	1700.00 - 1800.00	2800.00 - 3000.00	-	-	44.00 - 45.00									
Mullaitivu	500.00 - 600.00	800.00 - 900.00	600.00 - 700.00	-	-	1600.00 - 1800.00	2000.00 - 2200.00	-	-	43.00 - 44.00									
Batticaloa	400.00 - 450.00	500.00 - 600.00	1300.00 - 1400.00	2400.00 - 2500.00	2700.00 - 2800.00	2400.00 - 2500.00	2300.00 - 2400.00	2400.00 - 2500.00	46.00 - 47.00	46.00 - 46.00									
Trincomalee	500.00 - 550.00	800.00 - 860.00	1300.00 - 1350.00	2200.00 - 2300.00	2550.00 - 2600.00	1780.00 - 1850.00	1800.00 - 1900.00	-	48.00 - 50.00	46.00 - 50.00									
Veyangoda	500.00 - 500.00	1000.00 - 1000.00	-	2400.00 - 2400.00	-	2400.00 - 2400.00	2000.00 - 2000.00	2800.00 - 2800.00	46.00 - 46.00	42.00 - 46.00									
Galenbindunuwewa	500.00 - 500.00	1000.00 - 1000.00	900.00 - 900.00	2200.00 - 2200.00	3000.00 - 3000.00	1600.00 - 1600.00	1600.00 - 1600.00	2300.00 - 2300.00	-	46.00 - 46.00									
Bandarawela	500.00 - 550.00	850.00 - 900.00	900.00 - 1000.00	1800.00 - 2000.00	-	1400.00 - 1500.00	1500.00 - 1600.00	2200.00 - 2400.00	46.00 - 48.00	44.00 - 46.00									
Matale	600.00 - 650.00	900.00 - 1000.00	1400.00 - 1500.00	2000.00 - 2100.00	-	1600.00 - 1800.00	1600.00 - 1800.00	2200.00 - 2300.00	49.00 - 50.00	45.00 - 46.00									

Table 12: Selected Markets: Retail Price of Dried Fish (Rs/Kg)

Week 35: 25 - 31 August 2023

LOCATIONS	Dried Fish													
	Sprats-Imported		Kattawa		Thora		Mora		Balaya		Anguluwa		Salaya	
Colombo	1000.00	1400.00	1800.00	2800.00	-	-	2000.00	2600.00	1400.00	2200.00	1500.00	2800.00	800.00	1300.00
Gampaha	1120.00	1400.00	2400.00	2400.00	3400.00	3400.00	2400.00	2400.00	1600.00	1600.00	2000.00	2000.00	700.00	800.00
Kurunegala	1000.00	1200.00	2000.00	2400.00	3000.00	3200.00	1850.00	2200.00	1600.00	1800.00	1800.00	2000.00	700.00	800.00
Nikaweratiya	1200.00	1200.00	2200.00	2200.00	-	-	2200.00	2200.00	-	-	1800.00	2200.00	800.00	800.00
Dambulla	1100.00	1200.00	2300.00	2500.00	-	-	2400.00	2500.00	1600.00	2000.00	2000.00	2200.00	-	-
Anuradhapura	1200.00	1400.00	2400.00	2600.00	-	-	2400.00	2600.00	1600.00	2000.00	2000.00	2400.00	1000.00	1200.00
Thambuththegama	1100.00	1200.00	-	-	-	-	2200.00	2200.00	-	-	1700.00	1850.00	800.00	1000.00
Polonnaruwa	1200.00	1400.00	2100.00	2200.00	-	-	2200.00	2300.00	1800.00	1800.00	1900.00	1950.00	1100.00	1200.00
Kaluthara	1100.00	1400.00	2600.00	2800.00	-	-	2400.00	2600.00	2200.00	2400.00	2400.00	2500.00	1100.00	1200.00
Badulla	1200.00	1400.00	2400.00	2600.00	-	-	2200.00	2300.00	1600.00	1800.00	-	-	1100.00	1200.00
Keppetipola	1200.00	1260.00	2560.00	2580.00	-	-	2460.00	2480.00	1650.00	1680.00	2380.00	2450.00	1250.00	1280.00
Moneragala	1200.00	1300.00	2000.00	2400.00	-	-	2000.00	2400.00	1600.00	1800.00	2000.00	2200.00	1000.00	1200.00
Kegalle	1000.00	1100.00	2000.00	2200.00	-	-	2000.00	2200.00	1800.00	2000.00	-	-	-	-
Ampara	1100.00	1200.00	1900.00	2300.00	-	-	2200.00	2300.00	1600.00	1980.00	1950.00	1950.00	980.00	980.00
Dehiattakandiya	1000.00	1200.00	2300.00	2400.00	-	-	-	-	1800.00	1900.00	1300.00	1400.00	-	-
Nuwaraeliya	1250.00	1300.00	2500.00	2600.00	-	-	2350.00	2450.00	1750.00	1800.00	2300.00	2400.00	1250.00	1280.00
Kandy	1100.00	1400.00	2500.00	2600.00	-	-	2300.00	2500.00	1800.00	2000.00	2300.00	2400.00	1200.00	1250.00
Puttalam	1000.00	1080.00	1800.00	2800.00	-	-	2000.00	2300.00	1600.00	1850.00	1250.00	1400.00	700.00	850.00
Hambantota	1150.00	1200.00	2200.00	2400.00	-	-	-	-	1700.00	1900.00	2200.00	2300.00	-	-
Rathnapura	1080.00	1160.00	2300.00	2400.00	-	-	2000.00	2100.00	-	-	2100.00	2200.00	-	-
Matara	1200.00	1250.00	2300.00	2400.00	-	-	-	-	1800.00	2000.00	2200.00	2400.00	-	-
Galle	1200.00	1600.00	2400.00	2600.00	-	-	2200.00	2400.00	1600.00	1800.00	2000.00	2300.00	1000.00	1200.00
Tissamaharama	1050.00	1200.00	-	-	-	-	-	-	1900.00	2200.00	-	-	-	-
Meegoda	1000.00	1100.00	1800.00	2000.00	-	-	2000.00	2200.00	1700.00	1700.00	1600.00	1650.00	-	-
Embilipitiya	1200.00	1350.00	2300.00	2400.00	-	-	2200.00	2300.00	1650.00	2000.00	2250.00	2450.00	1400.00	1500.00
Jaffna	1000.00	1000.00	1900.00	2000.00	-	-	-	-	-	-	-	-	-	-
Vavuniya	1300.00	1400.00	2750.00	2900.00	-	-	-	-	-	-	-	-	-	-
Mannar	1100.00	1200.00	1900.00	2100.00	-	-	1800.00	2000.00	1500.00	1700.00	900.00	1100.00	900.00	1000.00
Killinochchi	1200.00	1300.00	2400.00	2500.00	-	-	2800.00	2900.00	1750.00	1850.00	1300.00	1400.00	1200.00	1300.00
Mullaittivu	1400.00	1500.00	2400.00	2600.00	-	-	2500.00	2600.00	1600.00	1700.00	1200.00	1300.00	1000.00	1100.00
Batticaloa	1100.00	1200.00	2300.00	2400.00	-	-	2400.00	2500.00	1200.00	1300.00	-	-	700.00	750.00
Trincomalee	1080.00	1150.00	2200.00	2300.00	-	-	2400.00	2450.00	1300.00	1350.00	1200.00	1250.00	850.00	900.00
Veyangoda	1000.00	1200.00	2000.00	2200.00	-	-	2200.00	2400.00	1600.00	1800.00	2200.00	2320.00	1000.00	1000.00
Galenbindunuwewa	1000.00	1200.00	2400.00	2600.00	-	-	2200.00	2400.00	1800.00	2000.00	2200.00	2400.00	800.00	1000.00
Bandarawela	1200.00	1400.00	2200.00	2400.00	-	-	2000.00	2200.00	1500.00	1600.00	-	-	1000.00	1100.00
Matale	1200.00	1250.00	2700.00	2900.00	4000.00	4100.00	2300.00	2400.00	1500.00	1700.00	1500.00	1600.00	1000.00	1100.00

Table 13: Selected Markets: Retail Price of Meat (Rs/Kg)

Week 35: 25 - 31 August 2023

LOCATIONS	Meat	Meat (Chicken)		Meat	
	Beef	Broiler	Curry	Mutton	Pork
Colombo	2200.00 - 2500.00	1330.00 - 1480.00	1300.00 - 1500.00	3100.00 - 3200.00	1400.00 - 1600.00
Gampaha	2200.00 - 2200.00	1330.00 - 1400.00	1600.00 - 1600.00	3300.00 - 3300.00	1500.00 - 1500.00
Kurunegala	1900.00 - 1900.00	1400.00 - 1460.00	-	2700.00 - 2700.00	1400.00 - 1500.00
Nikaweratiya	2200.00 - 2400.00	1300.00 - 1350.00	-	-	-
Dambulla	-	1380.00 - 1400.00	-	-	1600.00 - 1700.00
Anuradhapura	2200.00 - 2400.00	1400.00 - 1500.00	-	3200.00 - 3200.00	1450.00 - 1600.00
Thambuththegama	2000.00 - 2200.00	1300.00 - 1400.00	-	-	1450.00 - 1600.00
Polonnaruwa	-	1500.00 - 1580.00	-	-	1800.00 - 1800.00
Kaluthara	2400.00 - 2500.00	1480.00 - 1500.00	1580.00 - 1600.00	-	1500.00 - 1600.00
Badulla	1800.00 - 2000.00	1500.00 - 1580.00	1800.00 - 1850.00	2800.00 - 3000.00	-
Keppetipola	2000.00 - 2100.00	1420.00 - 1460.00	1520.00 - 1550.00	2900.00 - 3000.00	-
Moneragala	2100.00 - 2100.00	1500.00 - 1600.00	-	2800.00 - 2800.00	1500.00 - 1600.00
Kegalle	2200.00 - 2200.00	1350.00 - 1500.00	-	3000.00 - 3000.00	1800.00 - 1850.00
Ampara	2100.00 - 2100.00	1300.00 - 1400.00	1350.00 - 1380.00	-	1600.00 - 1800.00
Dehiattakandiya	-	1390.00 - 1400.00	1390.00 - 1390.00	-	1380.00 - 1500.00
Nuwaraeliya	2000.00 - 2200.00	1400.00 - 1460.00	1500.00 - 1560.00	3000.00 - 3200.00	1700.00 - 1800.00
Kandy	-	-	-	-	-
Puttalam	2200.00 - 2350.00	1350.00 - 1500.00	-	3200.00 - 3200.00	-
Hambantota	-	1430.00 - 1450.00	-	-	-
Rathnapura	2200.00 - 2200.00	1380.00 - 1400.00	1400.00 - 1550.00	3100.00 - 3200.00	1500.00 - 1560.00
Matara	-	1410.00 - 1420.00	-	-	-
Galle	2200.00 - 2200.00	1350.00 - 1420.00	1500.00 - 1550.00	3300.00 - 3400.00	-
Tissamaharama	-	1350.00 - 1400.00	-	2800.00 - 2800.00	1800.00 - 1850.00
Meegoda	2400.00 - 2400.00	1350.00 - 1480.00	1400.00 - 1620.00	-	1650.00 - 1650.00
Embilipitiya	2150.00 - 2200.00	1300.00 - 1350.00	1350.00 - 1350.00	2900.00 - 3000.00	1500.00 - 1700.00
Jaffna	1700.00 - 2000.00	1600.00 - 1650.00	1700.00 - 1800.00	3200.00 - 3500.00	-
Vavuniya	2000.00 - 2200.00	1500.00 - 1600.00	-	2750.00 - 2900.00	-
Mannar	1900.00 - 2000.00	1600.00 - 1650.00	-	-	-
Killinochchi	1900.00 - 1950.00	1550.00 - 1600.00	1650.00 - 1700.00	3000.00 - 3200.00	-
Mullaittivu	1700.00 - 1800.00	1500.00 - 1600.00	-	-	-
Batticaloa	1700.00 - 1800.00	1500.00 - 1600.00	1600.00 - 1700.00	-	-
Trincomalee	1880.00 - 1950.00	1450.00 - 1500.00	1650.00 - 1700.00	3700.00 - 3800.00	-
Veyangoda	2200.00 - 2200.00	1350.00 - 1350.00	-	3000.00 - 3000.00	1500.00 - 1500.00
Galenbindunuwewa	1900.00 - 1900.00	1350.00 - 1350.00	-	-	1500.00 - 1600.00
Bandarawela	2000.00 - 2200.00	1500.00 - 1550.00	-	3000.00 - 3200.00	-
Matale	2100.00 - 2200.00	1380.00 - 1480.00	-	2800.00 - 2900.00	1600.00 - 1700.00

Table 14: Colombo: Wholesale Prices (Rs/Kg or Rs/Pieces)

Week 35: 25 - 31 August 2023

COMMODITY	Range	Average Price			Change Compared to		COMMODITY	Range	Average Price			Change Compared to	
		This Week	Last Week	Last Year	Last Week (%)	Last Year (%)			This Week	Last Week	Last Year	Last Week (%)	Last Year (%)
Rice							Coconut						
Local							Fruits (Rs/Fruit)						
Samba 1	215.00 - 220.00	217.00	210.50	227.50	3.09	-4.62	Large	90.00 - 95.00	92.50	90.00	80.90	2.78	14.34
Samba 2	210.00 - 210.00	210.00	201.50	222.50	4.22	-5.62	Small	75.00 - 80.00	77.50	72.50	70.90	6.90	9.31
Keeri Samba	260.00 - 280.00	268.00	260.00	245.50	3.08	9.16	Plantain						
Nadu 1	190.00 - 205.00	198.50	183.00	217.22	8.47	-8.62	Ambul (Rs/Kg)	200.00 - 270.00	231.67	207.50	142.14	11.65	62.98
Nadu 2	185.00 - 190.00	187.50	174.50	211.80	7.45	-11.47	Kolikuttu (Rs/Kg)	500.00 - 600.00	545.83	518.33	333.33	5.31	63.75
Raw (Red)	155.00 - 170.00	162.00	149.00	210.00	8.72	-22.86	Seeni (Rs/Kg)	120.00 - 160.00	141.67	138.33	108.33	2.41	30.77
Raw (White)	182.00 - 200.00	191.60	176.50	206.00	8.56	-6.99	Anamalu	27.00 - 30.00	29.46	29.08	15.50	1.32	90.07
Imported							Mango						
Samba	-	-	-	182.60	-	-	Betti	-	-	-	-	-	-
Nadu	-	-	-	180.30	-	-	Karthakolomban	320.00 - 420.00	360.00	325.71	187.86	10.53	91.63
Raw (Red)	-	-	-	-	-	-	Vilad	100.00 - 130.00	113.33	103.75	68.33	9.24	65.85
Raw (White)	-	-	-	167.60	-	-	Kohu	-	-	-	-	-	-
Dried Chillies							Other						
Imported	1000.00 - 1050.00	1026.00	1028.00	1562.00	-0.19	-34.31	Wood Apple	27.00 - 32.00	29.27	33.00	21.50	-11.29	36.15
Onion							Sea Fish						
Sinnan	200.00 - 240.00	215.00	204.44	373.33	5.16	-42.41	Orange	48.00 - 60.00	51.91	46.18	61.67	12.40	-15.82
Vedalan	250.00 - 300.00	279.00	292.00	401.00	-4.45	-30.42	Avocado	50.00 - 120.00	74.67	79.09	65.00	-5.59	14.87
Imported	-	-	-	338.00	-	-	Slime Apple	45.00 - 55.00	50.38	38.50	35.67	30.84	41.24
Big Onion							King Coconut						
Imported	130.00 - 190.00	160.00	155.50	148.80	2.89	7.53	Grapes (Imp., Rs/Kg)	1300.00 - 1350.00	1340.00	1150.00	-	16.52	-
Local							King Coconut						
Local	-	-	-	-	-	-	King Coconut	110.00 - 130.00	122.50	112.00	95.00	9.38	28.95
Potato							Salaya						
Welimada	260.00 - 280.00	262.31	265.00	333.75	-1.02	-21.41	Salaya	250.00 - 500.00	357.00	471.00	715.00	-24.20	-50.07
N'Eliya	290.00 - 310.00	300.50	304.00	360.00	-1.15	-16.53	Hurulla	560.00 - 750.00	656.00	702.00	1200.00	-6.55	-45.33
Imported	160.00 - 240.00	203.64	207.00	218.00	-1.62	-6.59	Balaya	640.00 - 900.00	745.45	802.00	860.00	-7.05	-13.32
Pulses							Kelawalla						
Green Gram	900.00 - 950.00	934.00	925.00	816.00	0.97	14.46	Kelawalla	1180.00 - 1340.00	1260.00	1490.00	1844.44	-15.44	-31.69
Cowpea (White)	900.00 - 950.00	921.00	872.50	713.89	5.56	29.01	Thora	1800.00 - 2700.00	2190.00	2435.00	2945.00	-10.06	-25.64
Cowpea (Red)	900.00 - 950.00	937.00	950.00	697.14	-1.37	34.41	Paraw	1100.00 - 1300.00	1208.00	1360.00	1670.00	-11.18	-27.66
Red Dhal	280.00 - 300.00	289.50	275.50	420.67	5.08	-31.18	Mora	960.00 - 1150.00	1048.00	1194.00	-	-12.23	-
Vegetable							Shrimps						
Beans (Butter)	-	-	-	-	-	-	Shrimps	1700.00 - 1850.00	1783.00	1781.00	1655.00	0.11	7.73
Beans (Green)	250.00 - 350.00	300.00	324.00	253.00	-7.41	18.58	Thalapath	1700.00 - 2400.00	2015.00	1975.00	2225.00	2.03	-9.44
Carrot	250.00 - 300.00	277.00	290.00	250.00	-4.48	10.80	Eggs						
Leeks	80.00 - 100.00	91.00	92.00	145.00	-1.09	-37.24	Brown	44.00 - 45.50	44.88	44.00	47.13	1.99	-4.77
Beetroot	60.00 - 150.00	102.14	107.50	138.33	-4.98	-26.16	White	42.50 - 44.00	43.25	43.25	45.63	0.00	-5.21
Knolkhol	70.00 - 80.00	74.00	64.00	149.00	15.63	-50.34	Dried Fish						
Raddish	50.00 - 60.00	54.00	44.00	72.00	22.73	-25.00	Sprats	1850.00 - 2100.00	1938.00	2177.00	2470.00	-10.98	-21.54
Cabbage	100.00 - 150.00	115.00	133.00	317.00	-13.53	-63.72	Sprats (Imported)	850.00 - 1000.00	933.33	943.64	1610.00	-1.09	-42.03
Tomato	80.00 - 120.00	104.00	79.00	141.00	31.65	-26.24	Kattawa	-	-	-	-	-	-
Ladies Fingers	60.00 - 120.00	89.00	70.00	76.00	27.14	17.11	Kattawa (Imported)	1450.00 - 1600.00	1517.00	1564.00	2013.33	-3.01	-24.65
Brinjal	200.00 - 280.00	241.00	174.00	364.00	38.51	-33.79	Thora	-	-	-	-	-	-
Capsicum	150.00 - 250.00	212.00	182.00	614.00	16.48	-65.47	Thora (Imported)	-	-	-	-	-	-
Pumpkin	50.00 - 80.00	67.00	79.00	126.00	-15.19	-46.83	Mora	1600.00 - 1740.00	1686.00	1746.00	2468.75	-3.44	-31.71
Cucumber	80.00 - 100.00	88.00	81.00	108.00	8.64	-18.52	Mora (Imported)	-	-	-	-	-	-
Bitter Gourd	180.00 - 220.00	200.00	202.00	285.00	-0.99	-29.82	Balaya	960.00 - 1160.00	1062.00	1312.00	1562.22	-19.05	-32.02
Snake Gourd	100.00 - 150.00	122.00	132.00	223.00	-7.58	-45.29	Balaya (Imported)	-	-	-	-	-	-
Drumstick	130.00 - 250.00	185.45	205.71	245.45	-9.85	-24.44	Anguluwa	-	-	-	-	-	-
Luffa	100.00 - 160.00	135.00	98.00	172.00	37.76	-21.51	Anguluwa (Imported)	1400.00 - 1500.00	1451.11	1468.75	1940.00	-1.20	-25.20
Long Beans	120.00 - 150.00	132.00	124.00	141.00	6.45	-6.38	Maduwa	1300.00 - 1500.00	1413.00	1469.00	1813.33	-3.81	-22.08
Ash Plantain	150.00 - 180.00	162.00	159.00	131.00	1.89	23.66	Maduwa (Imported)	-	-	-	-	-	-
Green Chillies	400.00 - 700.00	550.00	387.78	329.00	41.83	67.17	Koduwa	-	-	-	-	-	-
Lime	850.00 - 900.00	870.00	635.00	141.00	37.01	517.02	Koduwa (Imported)	-	-	-	-	-	-
Root Crops							Salaya						
Sweet Potato	90.00 - 120.00	101.00	92.00	144.00	9.78	-29.86	Salaya	450.00 - 600.00	525.00	658.00	1014.00	-20.21	-48.22
Manioc	130.00 - 150.00	138.89	144.00	85.00	-3.55	63.40	Salaya (Imported)	-	-	-	-	-	-
Leafy Vegetable							Gotukola (Rs/Kg)						
Mukunuwenna	40.00 - 50.00	45.00	45.00	36.80	0.00	22.28	Gotukola (Rs/Kg)	280.00 - 300.00	290.00	290.00	158.00	0.00	83.54
Kankun	40.00 - 50.00	45.00	45.00	36.80	0.00	22.28							

This Week: Week 35: 25 - 31 August 2023
Last Week: Week 34: 18 - 24 August 2023

Table 15: Colombo &Suburbs: Retail Prices (Rs/Kg or Rs/Piece)

Week 35: 25 - 31 August 2023

COMMODITY	Range	Average Price			Change Compared to		COMMODITY	Range	Average Price			Change Compared to	
		This Week	Last Week	Last Year	Last Week (%)	Last Year (%)			This Week	Last Week	Last Year	Last Week (%)	Last Year (%)
Rice							Coconut						
Local							Large						
Samba 1	230.00 - 240.00	235.00	230.36	251.77	4.64	-6.66	100.00 - 120.00	114.47	108.16	95.00	6.32	20.50	
Samba 2	220.00 - 230.00	228.33	216.67	237.58	11.67	-3.89	80.00 - 100.00	92.11	86.35	77.65	5.75	18.62	
Keeri Samba	265.00 - 290.00	278.44	274.29	266.62	4.15	4.43	Fruits (Rs/Fruit)						
Nadu 1	220.00 - 230.00	221.58	219.41	242.14	2.17	-8.49	Plantain						
Nadu 2	190.00 - 220.00	205.95	197.95	226.54	8.00	-9.09	Ambul (Rs/Kg)	220.00 - 350.00	282.42	260.29	176.84	22.13	59.70
Raw (Red)	160.00 - 190.00	174.29	169.53	235.81	4.75	-26.09	Kolikuttu (Rs/Kg)	580.00 - 800.00	646.45	590.00	365.56	56.45	76.84
Raw (White)	190.00 - 210.00	198.15	185.32	233.71	12.83	-15.22	Seeni (Rs/Kg)	160.00 - 280.00	228.89	226.86	171.32	2.03	33.61
Imported							Anamalu						
Samba	240.00 - 280.00	255.00	242.78	200.27	12.22	27.33	30.00 - 45.00	36.97	36.29	23.08	0.68	60.18	
Nadu	-	-	-	199.34	-	-	Ambun	40.00 - 60.00	49.67	48.79	29.26	0.87	69.72
Raw (Red)	-	-	-	-	-	-	Papaw(Rs/Kg)	250.00 - 350.00	302.50	294.71	313.43	7.79	-3.49
Raw (White)	-	-	-	188.38	-	-	Passion Fruit	40.00 - 80.00	57.40	59.93	51.42	-2.53	11.62
Dried Chillies							Pineapple Large						
Imported	1100.00 - 1400.00	1290.00	1292.65	1780.26	-2.65	-27.54	1100.00 - 1450.00	1280.42	1283.18	628.95	-2.77	103.58	
Onion							Pineapple Medium						
Sinnan	-	-	-	378.69	-	-	900.00 - 1100.00	988.00	988.89	527.14	-0.89	87.43	
Vedalan	300.00 - 480.00	401.21	451.60	498.15	-50.39	-19.46	650.00 - 850.00	741.20	769.63	438.97	-28.43	68.85	
Imported							Pineapple Small						
Big Onion	180.00 - 240.00	222.57	204.12	177.32	18.45	25.52	Mango						
Local	-	-	-	-	-	-	Betti	-	-	-	-	-	-
Potato	-	-	-	370.83	-	-	Karthakolomban	350.00 - 450.00	381.25	360.00	240.00	21.25	58.85
Welimada	-	-	-	-	-	-	Vilad	120.00 - 150.00	131.11	106.54	141.33	24.57	-7.23
N'Eliya	400.00 - 480.00	425.71	442.86	497.33	-17.14	-14.40	Kohu	-	-	-	-	-	-
Imported	200.00 - 240.00	221.43	224.80	227.50	-3.37	-2.67	Other						
Pulses							Wood Apple						
Green Gram	1000.00 - 1300.00	1205.63	1148.00	960.30	57.63	25.55	40.00 - 100.00	64.67	65.26	55.88	-0.60	15.72	
Cowpea (White)	950.00 - 1300.00	1139.50	1116.00	887.03	23.50	28.46	60.00 - 140.00	100.00	87.39	95.00	12.61	5.26	
Cowpea (Red)	1000.00 - 1200.00	1159.09	1122.22	787.93	36.87	47.11	60.00 - 150.00	88.82	93.13	83.33	-4.30	6.59	
Red Dhal	300.00 - 360.00	330.28	324.83	461.94	5.45	-28.50	60.00 - 140.00	94.00	92.27	86.43	1.73	8.76	
Vegetable							Grapes (Imp., Rs/Kg)						
Beans (Butter)	-	-	-	-	-	-	1600.00 - 2600.00	2197.92	2181.48	-	-	16.44	-
Beans(Green)	320.00 - 480.00	424.47	428.46	377.14	-3.99	12.55	100.00 - 160.00	146.79	145.31	129.50	1.47	13.35	
Carrot	320.00 - 500.00	406.11	417.56	388.39	-11.45	4.56	Sea Fish						
Leeks	140.00 - 320.00	227.63	232.68	276.33	-5.05	-17.62	Salaya	550.00 - 900.00	636.00	706.67	819.32	-70.67	-22.37
Beetroot	140.00 - 320.00	237.30	241.22	252.67	-3.92	-6.08	Hurulla	650.00 - 1400.00	836.32	859.29	1293.33	-22.97	-35.34
Knolkhol	120.00 - 300.00	223.06	199.44	280.67	23.61	-20.53	Balaya	1100.00 - 1600.00	1246.15	1256.88	1729.00	-10.72	-27.93
Raddish	100.00 - 240.00	196.57	176.58	199.03	19.99	-1.24	Kelawalla	1800.00 - 3000.00	2352.94	2361.76	2590.00	-8.82	-9.15
Cabbage	180.00 - 320.00	254.59	286.50	508.00	-31.91	-49.88	Thora	2800.00 - 3800.00	3345.45	3506.67	3438.10	-161.21	-2.69
Tomato	140.00 - 320.00	230.94	235.26	257.93	-4.33	-10.47	Paraw	1700.00 - 2400.00	2123.08	2264.71	2674.29	-141.63	-20.61
Ladies Fingers	150.00 - 320.00	236.05	221.75	210.00	14.30	12.41	Mora	1400.00 - 2000.00	1555.56	1572.22	-	-16.67	-
Brijjal	240.00 - 460.00	362.22	353.24	485.71	8.98	-25.42	Shrimps	1850.00 - 2200.00	1969.23	1996.67	2015.38	-27.44	-2.29
Capsicum	260.00 - 600.00	420.00	408.46	785.67	11.54	-46.54	Thalpath	2400.00 - 3600.00	3021.05	2930.43	2881.00	90.62	4.86
Pumpkin	120.00 - 260.00	180.29	185.41	217.24	-5.12	-17.01	Eggs						
Cucumber	120.00 - 260.00	189.73	178.05	190.33	11.68	-0.32	Brown	44.50 - 48.00	45.73	47.71	52.15	-1.98	-12.31
Bitter Gourd	240.00 - 480.00	354.71	362.05	417.59	-7.35	-15.06	White	43.00 - 45.00	43.83	45.18	50.83	-1.35	-13.77
Snake Gourd	180.00 - 360.00	260.28	268.92	348.00	-8.64	-25.21	Dried Fish						
Drumstick	240.00 - 480.00	367.11	386.59	373.33	-19.48	-1.67	Sprats	2000.00 - 2400.00	2244.44	2354.17	2770.00	-109.72	-18.97
Luffa	180.00 - 360.00	294.74	266.84	304.48	27.89	-3.20	Sprats (Imported)	1000.00 - 1400.00	1200.00	1206.45	2021.88	-6.45	-40.65
Long Beans	200.00 - 400.00	297.43	258.89	288.00	38.54	3.27	Kattawa	1800.00 - 2800.00	2380.00	2406.90	3120.00	-26.90	-23.72
Ash Plantain	200.00 - 400.00	302.63	276.05	206.21	26.58	46.76	Thora	-	-	-	-	-	-
Green Chillies	480.00 - 1000.00	752.97	612.82	577.59	140.15	30.37	Mora	2000.00 - 2600.00	2358.33	2367.19	3083.33	-8.85	-23.51
Lime	1000.00 - 1500.00	1223.61	918.75	354.64	304.86	245.03	Balaya	1400.00 - 2200.00	1937.04	1946.43	2420.00	-9.39	-19.96
Root Crops							Anguluwa						
Sweet Potato	140.00 - 280.00	204.59	194.39	221.48	10.20	-7.62	1500.00 - 2800.00	2242.86	2294.44	2786.67	-51.59	-19.51	
Manioc	160.00 - 240.00	206.94	208.68	178.00	-1.74	16.26	1600.00 - 2200.00	1950.00	1962.50	-	-	-12.50	
Leafy Vegetable							Koduwa						
Mukunuwenna	50.00 - 100.00	72.37	73.06	76.36	-0.69	-5.23	Salaya	800.00 - 1300.00	1120.83	1136.84	1408.00	-16.01	-20.40
Kankun	50.00 - 100.00	72.37	73.06	76.36	-0.69	-5.23	Meat						
Gotukola	100.00 - 110.00	100.26	100.00	77.27	0.26	29.75	Beef (without Bones)	2200.00 - 2500.00	2300.00	2300.00	2116.67	0.00	8.66
							Chicken (Broiler)						
							Chicken (Curry)						
							Mutton						
							Pork						

This Week: Week 35: 25 - 31 August 2023
Last Week: Week 34: 18 - 24 August 2023

Table 16: Farmgate/Producer Prices of Food Commodities in Selected Producing Areas (Rs/Kg)

Week 35: 25 - 31 August 2023

COMMODITY	Range	Average Price	COMMODITY	Range	Average Price	COMMODITY	Range	Average Price
<u>Paddy</u>			<u>Vegetable (Up Country)</u>			Snake Gourd		
Short Grain			Beans			Dambulla	95.00 - 105.00	99.00
A'pura	110.00 - 112.00	110.80	Dambulla	240.00 - 280.00	260.00	Hambantota	100.00 - 120.00	110.00
P'narawa	103.00 - 104.00	103.50	Welimada	260.00 - 270.00	266.00	Embilipitiya	140.00 - 160.00	149.00
Kalawewa	110.00 - 115.00	112.00	Badulla	230.00 - 260.00	244.00	Matara	-	
Kurunegala	110.00 - 114.00	112.50	Carrot			A'pura	100.00 - 110.00	104.00
Dehiattakandiya	110.00 - 113.00	111.67	N'Eliya	260.00 - 270.00	266.00	Luffa		
Nikaweratiya	100.00 - 112.00	107.57	Welimada	200.00 - 210.00	205.00	Dambulla	76.00 - 86.00	83.20
Ampara	102.00 - 102.00	102.00	Hanguranketha	265.00 - 300.00	284.00	Hambantota	110.00 - 130.00	120.00
Long Grain (White)			Leeks			Embilipitiya	130.00 - 150.00	141.00
A'pura	100.00 - 108.00	103.20	N'Eliya	60.00 - 70.00	64.00	Matara	-	
P'narawa	93.00 - 94.00	93.40	Welimada	45.00 - 55.00	51.00	A'pura	100.00 - 120.00	108.00
Kalawewa	103.00 - 108.00	105.17	Beetroot			Green Chillies		
Kurunegala	106.00 - 110.00	108.50	N'Eliya	55.00 - 65.00	60.00	Dambulla	440.00 - 480.00	456.00
Dehiattakandiya	103.00 - 107.00	105.00	Dambulla	86.00 - 95.00	89.40	Hambantota	-	
Embilipitiya	-		Kurunegala	-		Embilipitiya	680.00 - 700.00	694.00
Nikaweratiya	95.00 - 110.00	102.57	Welimada	45.00 - 55.00	49.00	Puttalam	320.00 - 450.00	385.00
Hambantota	-		Hanguranketha	50.00 - 70.00	62.60	A'pura	400.00 - 450.00	420.00
Ampara	103.00 - 105.00	104.00	Knol Khol			Pumpkin		
Long Grain (Red)			N'Eliya	60.00 - 70.00	66.00	Dambulla	45.00 - 52.00	48.00
Matara	90.00 - 93.00	91.25	Welimada	45.00 - 55.00	49.00	Hambantota	40.00 - 50.00	45.00
Hambantota	95.00 - 96.00	95.50	Hanguranketha	30.00 - 45.00	38.40	Embilipitiya	60.00 - 70.00	64.00
Embilipitiya	98.00 - 100.00	99.40	Raddish			Matara	55.00 - 65.00	60.00
Keeri Samba			N'Eliya	45.00 - 55.00	49.00	A'pura	55.00 - 65.00	59.00
A'pura	135.00 - 140.00	137.50	Welimada	25.00 - 35.00	30.00	Moneragala	-	
P'narawa	125.00 - 126.00	125.50	Hambantota	35.00 - 45.00	41.25	Cucumber		
Kalawewa	130.00 - 145.00	137.50	Hanguranketha	18.00 - 25.00	22.00	A'pura	55.00 - 65.00	59.00
Kurunegala	135.00 - 140.00	137.50	Cabbage			Dambulla	62.00 - 67.00	65.00
Dehiattakandiya	138.00 - 140.00	138.67	N'Eliya	90.00 - 100.00	95.00	Hambantota	30.00 - 35.00	32.50
Red Onion			Welimada	65.00 - 75.00	71.00	Matara	30.00 - 35.00	31.25
Puttalam	-		Badulla	70.00 - 90.00	83.00	Long Beans		
Jaffna	-		Hanguranketha	80.00 - 100.00	88.00	Dambulla	145.00 - 162.50	152.50
Big Onion			Tomato			Hambantota	-	
Dambulla	-		Welimada	55.00 - 65.00	61.00	Embilipitiya	120.00 - 135.00	128.00
Kalawewa	-		Hambantota	-		Matara	140.00 - 150.00	145.00
A'pura	-		Dambulla	76.00 - 86.00	81.20	A'pura	150.00 - 160.00	154.00
Potato			Hanguranketha	40.00 - 60.00	49.60	Ash Plantain		
N'Eliya	275.00 - 280.00	277.00	Vegetable (Low Country)			Hambantota	40.00 - 50.00	44.00
Badulla	-		Ladies Fingers			Embilipitiya	90.00 - 110.00	100.00
Welimada	210.00 - 220.00	216.00	A'pura	55.00 - 65.00	59.00	Matara	90.00 - 95.00	91.67
Pulses			Dambulla	57.00 - 67.00	61.60	Lime		
Green Gram			Hambantota	35.00 - 50.00	41.00	Hambantota	-	
Hambantota	-		Embilipitiya	50.00 - 60.00	55.00	Embilipitiya	650.00 - 700.00	668.00
Moneragala	750.00 - 830.00	782.00	Matara	60.00 - 75.00	67.50	Moneragala	850.00 - 900.00	870.00
Embilipitiya	780.00 - 800.00	790.00	Brinjal			Fruits (Rs/Kg)		
Nikaweratiya	700.00 - 725.00	712.50	A'pura	180.00 - 200.00	188.00	Banana		
A'pura	750.00 - 800.00	775.00	Dambulla	182.50 - 200.00	189.00	Ambul		
Cowpea			Hambantota	-		Moneragala	60.00 - 70.00	64.00
Hambantota	-		Embilipitiya	170.00 - 200.00	188.00	Embilipitiya	160.00 - 180.00	171.00
Nikaweratiya	700.00 - 700.00	700.00	Matara	130.00 - 140.00	133.75	Hambantota	140.00 - 155.00	147.50
Moneragala	750.00 - 850.00	790.00	Welimada	125.00 - 135.00	131.00	Kolikuttu		
Embilipitiya	790.00 - 800.00	795.00	Capsicum			Moneragala	250.00 - 300.00	270.00
Maize			Badulla	-		Embilipitiya	400.00 - 460.00	432.00
A'pura	135.00 - 140.00	137.50	Welimada	230.00 - 240.00	236.00	Hambantota	-	
Kalawewa	130.00 - 140.00	135.00	Bitter Gourd			Papaw		
Gingelly			A'pura	200.00 - 220.00	208.00	Moneragala	80.00 - 100.00	88.00
A'pura	550.00 - 600.00	575.00	Dambulla	177.50 - 190.00	184.50	Embilipitiya	170.00 - 190.00	179.00
Kalawewa	-		Hambantota	-		Hambantota	150.00 - 170.00	162.50
Black Gram			Embilipitiya	250.00 - 270.00	262.00	Pineapple		
A'pura	850.00 - 900.00	875.00	Matara	180.00 - 200.00	190.00	Divulapitiya	-	
Kalawewa	-							

Annex 01 - Colombo Markets: Retail Prices of Rice and Subsidiary Food Crops (Rs/Kg)

Week 35: 25 - 31 August 2023

28

CROP	PELIYAGODA	MAHARAGAMA	KIRULAPONE	NUGEGODA	NARAHENPITA	DEMATAGODA	THOTALANGA	KADAWATHA	KIRIBATHGODA
<u>Rice</u>									
Local									
Samba 1	-	230.00 - 230.00	-	230.00 - 240.00	-	240.00 - 240.00	240.00 - 240.00	230.00 - 230.00	230.00 - 230.00
Samba 2	230.00 - 230.00	220.00 - 230.00	230.00 - 230.00	230.00 - 230.00	220.00 - 230.00	230.00 - 230.00	230.00 - 230.00	220.00 - 230.00	230.00 - 230.00
Keeri Samba	-	280.00 - 280.00	-	280.00 - 290.00	280.00 - 290.00	-	270.00 - 290.00	265.00 - 270.00	270.00 - 270.00
Nadu 1	220.00 - 220.00	220.00 - 220.00	220.00 - 220.00	220.00 - 230.00	220.00 - 220.00	220.00 - 220.00	220.00 - 220.00	220.00 - 220.00	230.00 - 230.00
Nadu 2	200.00 - 220.00	200.00 - 210.00	190.00 - 210.00	200.00 - 200.00	190.00 - 210.00	-	210.00 - 220.00	220.00 - 220.00	220.00 - 220.00
Raw (Red)	170.00 - 180.00	160.00 - 170.00	170.00 - 180.00	160.00 - 190.00	170.00 - 180.00	190.00 - 190.00	160.00 - 180.00	160.00 - 170.00	190.00 - 190.00
Raw (White)	190.00 - 210.00	190.00 - 190.00	190.00 - 210.00	210.00 - 210.00	190.00 - 210.00	200.00 - 200.00	190.00 - 210.00	190.00 - 190.00	200.00 - 210.00
Imported									
Samba	-	-	250.00 - 280.00	-	240.00 - 240.00	250.00 - 250.00	240.00 - 260.00	240.00 - 260.00	-
Nadu	-	-	-	-	-	-	-	-	-
Raw (Red)	-	-	-	-	-	-	-	-	-
Raw (White)	-	-	-	-	-	-	-	-	-
<u>Dried Chillies</u>									
Imported	1100.00 - 1200.00	1300.00 - 1400.00	1300.00 - 1400.00	1400.00 - 1400.00	1400.00 - 1400.00	1300.00 - 1350.00	1300.00 - 1300.00	1300.00 - 1300.00	1400.00 - 1400.00
<u>Red Onion</u>									
Sinnan	-	-	-	-	-	-	-	-	-
Vedalan	300.00 - 360.00	400.00 - 480.00	400.00 - 400.00	480.00 - 480.00	400.00 - 440.00	360.00 - 360.00	380.00 - 380.00	320.00 - 360.00	480.00 - 480.00
Imported	-	-	-	-	-	-	-	-	-
<u>Big Onion</u>									
Imported	200.00 - 220.00	180.00 - 240.00	220.00 - 240.00	240.00 - 240.00	200.00 - 240.00	240.00 - 240.00	180.00 - 200.00	180.00 - 200.00	240.00 - 240.00
Local	-	-	-	-	-	-	-	-	-
<u>Potato</u>									
Welimada	-	-	-	-	-	-	-	-	-
N'Eliya	400.00 - 400.00	440.00 - 440.00	400.00 - 440.00	400.00 - 440.00	440.00 - 440.00	-	-	-	480.00 - 480.00
Imported	200.00 - 220.00	200.00 - 240.00	220.00 - 220.00	240.00 - 240.00	220.00 - 240.00	230.00 - 230.00	200.00 - 220.00	200.00 - 220.00	200.00 - 220.00
<u>Pulses</u>									
Green Gram	1100.00 - 1200.00	1300.00 - 1300.00	1200.00 - 1200.00	1200.00 - 1300.00	1100.00 - 1300.00	1200.00 - 1200.00	1000.00 - 1200.00	1080.00 - 1200.00	1200.00 - 1300.00
Cowpea (White)	950.00 - 1200.00	1200.00 - 1300.00	1000.00 - 1200.00	1200.00 - 1200.00	1000.00 - 1300.00	1200.00 - 1200.00	-	1040.00 - 1200.00	-
Cowpea (Red)	1000.00 - 1200.00	1200.00 - 1200.00	1200.00 - 1200.00	1200.00 - 1200.00	1000.00 - 1100.00	1200.00 - 1200.00	1200.00 - 1200.00	1200.00 - 1200.00	1200.00 - 1200.00
Red Dhal	300.00 - 320.00	310.00 - 360.00	320.00 - 340.00	340.00 - 360.00	320.00 - 360.00	320.00 - 320.00	300.00 - 320.00	300.00 - 320.00	360.00 - 360.00

Annex 02 - Colombo Markets: Retail Prices of Vegetables (Rs/Kg) and Coconut (Rs/Nut)

Week 35: 25 - 31 August 2023

29

CROP	PELIYAGODA	MAHARAGAMA	KIRULAPONE	NUGEGODA	NARAHENPITA	DEMATAGODA	THOTALANGA	KADAWATHA	KIRIBATHGODA
<i>Vegetable</i>									
Beans	350.00 - 400.00	400.00 - 480.00	420.00 - 480.00	460.00 - 480.00	450.00 - 480.00	460.00 - 480.00	320.00 - 360.00	400.00 - 420.00	400.00 - 460.00
Carrot	340.00 - 360.00	400.00 - 480.00	420.00 - 500.00	420.00 - 460.00	380.00 - 480.00	400.00 - 480.00	350.00 - 400.00	320.00 - 340.00	440.00 - 480.00
Leeks	150.00 - 180.00	320.00 - 320.00	200.00 - 320.00	240.00 - 320.00	200.00 - 280.00	240.00 - 240.00	140.00 - 180.00	240.00 - 260.00	300.00 - 320.00
Beetroot	150.00 - 200.00	280.00 - 320.00	240.00 - 320.00	240.00 - 320.00	220.00 - 280.00	240.00 - 280.00	140.00 - 160.00	180.00 - 240.00	280.00 - 320.00
Knolkhol	120.00 - 140.00	240.00 - 280.00	200.00 - 280.00	240.00 - 300.00	160.00 - 240.00	220.00 - 240.00	140.00 - 200.00	220.00 - 240.00	240.00 - 300.00
Raddish	100.00 - 120.00	240.00 - 240.00	180.00 - 240.00	240.00 - 240.00	160.00 - 200.00	160.00 - 220.00	120.00 - 200.00	180.00 - 240.00	200.00 - 240.00
Cabbage	200.00 - 220.00	320.00 - 320.00	200.00 - 320.00	240.00 - 320.00	260.00 - 320.00	200.00 - 240.00	180.00 - 220.00	200.00 - 300.00	240.00 - 320.00
Tomato	150.00 - 180.00	320.00 - 320.00	220.00 - 320.00	220.00 - 240.00	180.00 - 240.00	200.00 - 200.00	140.00 - 180.00	160.00 - 200.00	200.00 - 240.00
Ladies Fingers	150.00 - 160.00	260.00 - 280.00	240.00 - 320.00	240.00 - 320.00	160.00 - 240.00	200.00 - 240.00	160.00 - 200.00	200.00 - 240.00	280.00 - 320.00
Brinjal	260.00 - 350.00	400.00 - 460.00	320.00 - 400.00	400.00 - 460.00	350.00 - 400.00	320.00 - 460.00	240.00 - 260.00	280.00 - 340.00	300.00 - 400.00
Capsicum	260.00 - 350.00	600.00 - 600.00	400.00 - 500.00	400.00 - 600.00	350.00 - 500.00	320.00 - 480.00	260.00 - 300.00	320.00 - 360.00	340.00 - 400.00
Pumpkin	120.00 - 140.00	200.00 - 200.00	160.00 - 240.00	200.00 - 260.00	140.00 - 200.00	240.00 - 240.00	120.00 - 160.00	160.00 - 180.00	200.00 - 260.00
Cucumber	120.00 - 140.00	200.00 - 240.00	160.00 - 240.00	200.00 - 240.00	160.00 - 230.00	160.00 - 160.00	120.00 - 140.00	220.00 - 240.00	220.00 - 260.00
Bitter Gourd	240.00 - 350.00	480.00 - 480.00	320.00 - 480.00	400.00 - 480.00	280.00 - 400.00	400.00 - 420.00	240.00 - 320.00	320.00 - 340.00	320.00 - 480.00
Snake Gourd	180.00 - 250.00	320.00 - 320.00	240.00 - 340.00	240.00 - 360.00	180.00 - 320.00	220.00 - 240.00	200.00 - 240.00	220.00 - 320.00	360.00 - 360.00
Drumstick	240.00 - 300.00	460.00 - 480.00	320.00 - 480.00	400.00 - 460.00	320.00 - 480.00	240.00 - 320.00	240.00 - 300.00	340.00 - 400.00	400.00 - 480.00
Luffa	180.00 - 200.00	340.00 - 360.00	240.00 - 340.00	320.00 - 360.00	240.00 - 320.00	280.00 - 340.00	200.00 - 260.00	240.00 - 340.00	300.00 - 360.00
Long Beans	220.00 - 250.00	320.00 - 400.00	280.00 - 400.00	340.00 - 400.00	240.00 - 280.00	240.00 - 260.00	200.00 - 220.00	240.00 - 320.00	320.00 - 400.00
Ash Plantain	200.00 - 240.00	320.00 - 400.00	300.00 - 400.00	300.00 - 400.00	260.00 - 360.00	320.00 - 400.00	200.00 - 240.00	240.00 - 260.00	320.00 - 360.00
Green Chillies	800.00 - 900.00	800.00 - 1000.00	700.00 - 800.00	600.00 - 1000.00	900.00 - 1000.00	600.00 - 800.00	480.00 - 500.00	600.00 - 600.00	600.00 - 800.00
Lime	1000.00 - 1200.00	1200.00 - 1400.00	1400.00 - 1500.00	1400.00 - 1500.00	1200.00 - 1500.00	1000.00 - 1200.00	1000.00 - 1000.00	1000.00 - 1500.00	1000.00 - 1100.00
<i>Root Crops</i>									
Sweet Potato	140.00 - 160.00	240.00 - 240.00	180.00 - 240.00	200.00 - 240.00	180.00 - 280.00	200.00 - 240.00	140.00 - 160.00	160.00 - 200.00	220.00 - 240.00
Manioc	160.00 - 200.00	220.00 - 230.00	220.00 - 240.00	220.00 - 240.00	200.00 - 240.00	220.00 - 240.00	160.00 - 200.00	200.00 - 240.00	200.00 - 220.00
<i>Leafy Vegetable</i>									
Mukunuwenna	50.00 - 50.00	80.00 - 80.00	70.00 - 70.00	80.00 - 80.00	70.00 - 70.00	80.00 - 80.00	60.00 - 60.00	80.00 - 100.00	80.00 - 80.00
Kankun	50.00 - 50.00	80.00 - 80.00	70.00 - 70.00	80.00 - 80.00	70.00 - 70.00	80.00 - 80.00	60.00 - 60.00	80.00 - 100.00	80.00 - 80.00
Gotukola	100.00 - 100.00	100.00 - 100.00	100.00 - 100.00	100.00 - 100.00	100.00 - 100.00	100.00 - 100.00	100.00 - 100.00	100.00 - 110.00	100.00 - 100.00
<i>Coconut</i>									
Large	100.00 - 100.00	120.00 - 120.00	120.00 - 120.00	120.00 - 120.00	110.00 - 120.00	110.00 - 120.00	100.00 - 110.00	110.00 - 120.00	120.00 - 120.00
Small	90.00 - 90.00	100.00 - 100.00	90.00 - 100.00	90.00 - 100.00	90.00 - 90.00	90.00 - 100.00	80.00 - 80.00	100.00 - 100.00	90.00 - 90.00

Annex 03 - Colombo Markets: Retail Prices of Fruits (Rs/Fruit)

Week 35: 25 - 31 August 2023

30

CROP	PELIYAGODA	MAHARAGAMA	KIRULAPONE	NUGEGODA	NARAHENPITA	DEMATAGODA	THOTALANGA	KADAWATHA	KIRIBATHGODA
<i>Plantain</i>									
Ambul (Rs/Kg)	300.00 - 350.00	250.00 - 280.00	280.00 - 300.00	300.00 - 300.00	250.00 - 320.00	250.00 - 280.00	220.00 - 220.00	230.00 - 350.00	250.00 - 260.00
Kolikuttu (Rs/Kg)	650.00 - 750.00	580.00 - 600.00	700.00 - 800.00	580.00 - 650.00	580.00 - 650.00	580.00 - 700.00	580.00 - 600.00	600.00 - 780.00	580.00 - 650.00
Seeni (Rs/Kg)	200.00 - 280.00	220.00 - 240.00	250.00 - 280.00	240.00 - 280.00	250.00 - 250.00	200.00 - 260.00	160.00 - 200.00	200.00 - 260.00	180.00 - 250.00
Anamalu	32.00 - 37.00	40.00 - 43.00	43.00 - 45.00	37.00 - 40.00	35.00 - 43.00	37.00 - 40.00	30.00 - 32.00	32.00 - 42.00	32.00 - 37.00
Ambun	40.00 - 50.00	53.00 - 58.00	58.00 - 60.00	50.00 - 55.00	46.00 - 58.00	50.00 - 53.00	40.00 - 42.00	50.00 - 58.00	42.00 - 50.00
<i>Pineapple</i>									
Large	1150.00 - 1450.00	1100.00 - 1100.00	1360.00 - 1450.00	1360.00 - 1450.00	1190.00 - 1450.00	1275.00 - 1275.00	1200.00 - 1200.00	1200.00 - 1200.00	1190.00 - 1360.00
Medium	900.00 - 1100.00	900.00 - 900.00	1050.00 - 1100.00	1050.00 - 1100.00	900.00 - 1100.00	975.00 - 1000.00	900.00 - 900.00	900.00 - 1000.00	900.00 - 1050.00
Small	680.00 - 850.00	650.00 - 650.00	800.00 - 850.00	800.00 - 850.00	700.00 - 850.00	650.00 - 750.00	700.00 - 700.00	650.00 - 700.00	700.00 - 800.00
<i>Mango</i>									
Betti	-	-	-	-	-	-	-	-	-
Karthakolomban	350.00 - 450.00	-	-	-	-	-	-	-	-
Vilad	125.00 - 140.00	-	150.00 - 150.00	120.00 - 130.00	120.00 - 130.00	120.00 - 120.00	-	120.00 - 150.00	120.00 - 150.00
Kohu	-	-	-	-	-	-	-	-	-
<i>Other Fruits</i>									
Wood Apple	50.00 - 60.00	80.00 - 100.00	80.00 - 100.00	80.00 - 100.00	80.00 - 80.00	70.00 - 80.00	40.00 - 50.00	40.00 - 60.00	60.00 - 80.00
Orange	70.00 - 70.00	120.00 - 120.00	120.00 - 140.00	120.00 - 140.00	100.00 - 110.00	80.00 - 100.00	60.00 - 60.00	100.00 - 120.00	80.00 - 90.00
Avocado	60.00 - 70.00	80.00 - 80.00	80.00 - 150.00	80.00 - 150.00	70.00 - 90.00	60.00 - 100.00	60.00 - 100.00	60.00 - 100.00	80.00 - 150.00
Slime Apple	70.00 - 90.00	120.00 - 120.00	140.00 - 140.00	120.00 - 120.00	80.00 - 90.00	60.00 - 70.00	60.00 - 60.00	100.00 - 100.00	70.00 - 80.00
Grapes (Rs/Kg)	1600.00 - 1850.00	2000.00 - 2200.00	2000.00 - 2500.00	2200.00 - 2500.00	2200.00 - 2600.00	-	2000.00 - 2500.00	2000.00 - 2500.00	1800.00 - 2000.00
Papaw (Rs/Kg)	250.00 - 300.00	340.00 - 350.00	300.00 - 350.00	300.00 - 350.00	250.00 - 320.00	300.00 - 350.00	250.00 - 280.00	280.00 - 320.00	280.00 - 320.00
Passion	40.00 - 60.00	55.00 - 60.00	70.00 - 80.00	70.00 - 80.00	55.00 - 70.00	60.00 - 60.00	40.00 - 50.00	40.00 - 50.00	50.00 - 80.00
King Coconut	130.00 - 160.00	150.00 - 150.00	150.00 - 150.00	150.00 - 160.00	150.00 - 150.00	150.00 - 150.00	100.00 - 150.00	150.00 - 150.00	130.00 - 150.00

Annex 04 - Colombo Markets: Retail Prices of Sea Fish and Dried Fish (Rs/Kg)

Week 35: 25 - 31 August 2023

31

CROP	PELIYAGODA	MAHARAGAMA	KIRULAPONE	NUGEGODA	NARAHENPITA	DEMATAGODA	THOTALANGA	KADAWATHA	KIRIBATHGODA
<i>Sea Fish</i>									
Salaya	600.00 - 600.00	600.00 - 700.00	800.00 - 900.00	800.00 - 800.00	600.00 - 600.00	560.00 - 680.00	550.00 - 600.00	550.00 - 600.00	600.00 - 600.00
Hurulla	900.00 - 900.00	860.00 - 920.00	1400.00 - 1400.00	1200.00 - 1200.00	800.00 - 800.00	700.00 - 800.00	650.00 - 800.00	700.00 - 720.00	800.00 - 860.00
Balaya	1100.00 - 1100.00	1400.00 - 1600.00	-	-	1100.00 - 1100.00	1600.00 - 1600.00	1200.00 - 1400.00	1100.00 - 1100.00	1200.00 - 1200.00
Kelawalla	2000.00 - 2200.00	2600.00 - 2800.00	2200.00 - 2400.00	2800.00 - 2800.00	3000.00 - 3000.00	1800.00 - 2000.00	-	2400.00 - 2400.00	2600.00 - 2600.00
Thora	2800.00 - 2800.00	3000.00 - 3200.00	-	3800.00 - 3800.00	3600.00 - 3600.00	2800.00 - 3200.00	-	3400.00 - 3600.00	-
Paraw	1700.00 - 1700.00	2200.00 - 2200.00	2000.00 - 2000.00	1800.00 - 1800.00	-	2400.00 - 2400.00	1700.00 - 1700.00	2200.00 - 2400.00	1800.00 - 1800.00
Mora	1600.00 - 1600.00	-	-	2000.00 - 2000.00	-	1400.00 - 1400.00	1400.00 - 1400.00	2000.00 - 2000.00	-
Shrimps Small	1950.00 - 1950.00	1850.00 - 1900.00	2200.00 - 2200.00	2200.00 - 2200.00	1900.00 - 1900.00	1900.00 - 1900.00	1900.00 - 1900.00	-	1900.00 - 1900.00
Talapath	2800.00 - 2800.00	3000.00 - 3200.00	3200.00 - 3200.00	3200.00 - 3200.00	3600.00 - 3600.00	2400.00 - 3200.00	2400.00 - 2800.00	3200.00 - 3200.00	3200.00 - 3200.00
<i>Eggs (Rs/Egg)</i>									
Brown	44.50 - 45.00	47.00 - 48.00	45.00 - 45.00	46.00 - 48.00	44.50 - 45.00	45.00 - 45.00	45.00 - 45.00	45.00 - 45.00	45.00 - 45.00
White	43.00 - 43.50	44.00 - 45.00	43.50 - 43.50	44.00 - 45.00	43.00 - 43.50	43.50 - 43.50	43.00 - 45.00	43.50 - 43.50	43.00 - 43.00
<i>Dried Fish</i>									
Sprats	2000.00 - 2100.00	2200.00 - 2200.00	2300.00 - 2400.00	2200.00 - 2400.00	2000.00 - 2400.00	2200.00 - 2200.00	2200.00 - 2200.00	2000.00 - 2000.00	2200.00 - 2400.00
Kattawa	1800.00 - 2200.00	1800.00 - 2600.00	2400.00 - 2600.00	1800.00 - 2800.00	2200.00 - 2600.00	2600.00 - 2600.00	2200.00 - 2400.00	2000.00 - 2700.00	2600.00 - 2800.00
Thora	-	-	-	-	-	-	-	-	-
Mora	2000.00 - 2400.00	2200.00 - 2400.00	2500.00 - 2600.00	2400.00 - 2600.00	2200.00 - 2400.00	2600.00 - 2600.00	2000.00 - 2400.00	2400.00 - 2600.00	2600.00 - 2600.00
Balaya	1400.00 - 1600.00	1500.00 - 2200.00	2200.00 - 2200.00	2200.00 - 2200.00	1800.00 - 2200.00	2200.00 - 2200.00	1800.00 - 2200.00	1800.00 - 2000.00	2200.00 - 2200.00
Anguluwa	1800.00 - 1800.00	2600.00 - 2800.00	1500.00 - 2800.00	1500.00 - 2200.00	2400.00 - 2400.00	-	1800.00 - 1800.00	2400.00 - 2400.00	1600.00 - 2800.00
Salaya	800.00 - 1000.00	1200.00 - 1200.00	1200.00 - 1200.00	1000.00 - 1200.00	1200.00 - 1300.00	1000.00 - 1000.00	1200.00 - 1300.00	1300.00 - 1300.00	1200.00 - 1300.00
<i>Meat</i>									
Beef (without Bones)	-	2300.00 - 2300.00	2500.00 - 2500.00	2300.00 - 2300.00	2200.00 - 2200.00	-	2200.00 - 2200.00	-	-
Chicken (Broiler)	1330.00 - 1330.00	1420.00 - 1420.00	1480.00 - 1480.00	1350.00 - 1350.00	1400.00 - 1400.00	1380.00 - 1380.00	1380.00 - 1380.00	1400.00 - 1420.00	1400.00 - 1400.00
Chicken (Curry)	1300.00 - 1300.00	1490.00 - 1490.00	1480.00 - 1480.00	1500.00 - 1500.00	1300.00 - 1300.00	-	1300.00 - 1300.00	1500.00 - 1500.00	1400.00 - 1400.00
Mutton	-	3200.00 - 3200.00	3200.00 - 3200.00	3200.00 - 3200.00	3200.00 - 3200.00	3200.00 - 3200.00	3100.00 - 3100.00	3200.00 - 3200.00	-
Pork	-	1600.00 - 1600.00	-	-	-	-	-	1600.00 - 1600.00	1400.00 - 1400.00

Annex 05 : Food Composition of Selected Food Commodities

Commodity	Energy (kcal/100g)	Protein (g/100g)	Total fat (g/100g)	Retinol Eq (µ g/100g)	Vit B2 (mg/100g)	Vit B6 (mg/100g)	Folate (µg/100g)	Vit C (mg/100g)	Calcium (mg/100g)	Magnesium (mg/100g)	Iron (mg/100g)	Zinc (mg/100g)
Rice												
Rice - (white Kekulu - normal)	361	9.88	1.52	-	0.03	0.09	10.67	-	6.94	26.29	1.22	1.5
Rice - (white Kekulu Samba)	355	8.81	1.53	-	0.03	0.09	8.11	-	9.82	30.48	0.92	1.7
Rice - (Red Kekulu - normal)	366	8.64	2.12	-	0.05	0.1	8.39	-	4.73	31.7	0.88	1.84
Rice -Samba	369	6.86	2.45	-	0.05	0.13	12.79	-	8.71	37.26	1.18	1.49
Rice - Nadu White	366	7.76	1.48	-	0.03	0.12	9.35	-	4.57	20.1	0.64	1.61
Dried chilies	233	12.68	6.41	437	0.84	0.42	46.83	NA	107	231	5.39	1.65
Onion												
Big onions	48	1.67	0.24	0.16	0.01	0.1	32.99	7.58	14.82	16.94	0.45	0.25
Red onions	55	2.13	0.15	0.18	0.02	0.13	30.15	14.26	20.37	19.32	0.31	0.28
Potatoes	71	1.67	0.25		0.01	0.09	14.31	20.5	9.83	23.84	0.46	0.29
Pulses												
Green gram	290	21.97	0.93	19.5	0.28	0.33	135	NA	98.96	146	4.15	2.86
White cowpea	320	21.25	1.14	1.36	0.09	0.26	249	NA	84.1	213	5.04	3.57
Red cowpea	320	20.24	1.08	0.96	0.11	0.27	273	NA	81.83	194	4.95	3.4
Red Dhal	319	23.09	0.77	1.06	1.6	0.22	55	NA	41.27	66.63	7.45	3.34
Vegetables												
Beans	46	3.95	0.15	6.64	0.1	0.3	45.2	7.02	35.68	45.56	0.7	0.59
Carrot	30	0.85	0.45	1240	0.03	0.1	24.71	5.93	27.65	11.7	0.59	0.25
Leeks	30	1.74	0.49	18.56	0.02	0.19	42.63	4.65	29.28	11.77	1.49	0.43
Beetroot	31	2.12	0.15	1.52	0.01	0.09	108	4.51	20.29	34.88	0.77	0.29
Knolkhol	16	1.69	0.34		0.05	0.19	12.7	77.64	40.09	19.35	0.23	0.18
Radish	29	0.75	0.11		0.02	0.09	18.09	12.13	35.64	13.56	0.38	0.16
Cabbage	21	1.35	0.14	3.35	0.05	0.14	52.66	29.62	56.85	18.47	0.33	0.16

Tomatoes	20	0.88	0.56	165	0.03	0.09	20.16	25.58	9.69	14.93	0.31	0.12
Ladies fingers	26	2.06	0.19	12.41	0.08	0.28	70.62	24.48	92.26	55.23	0.96	0.44
Brinjal (Pandora Striped)	29	1.49	0.31	23	0.12	0.09	30.99	1.49	18.95	18	0.32	0.19
Brinjal (Chinese eggplant)	24	1.28	0.33	16.83	0.12	0.11	32.94	3.37	14.4	21.18	0.28	0.16
Capsicum	23	1.22	0.34	38.96	0.03	0.29	28.65	49.63	12.65	11.21	0.21	0.31
Pumpkin (Common)	31	0.86	0.3	30.41	0.02	0.09	17.72	8.73	18.75	9.93	0.49	0.25
Cucumber	19	0.98	0.24	0.58	0.01	0.08	19.66	4.08	22.1	18.22	0.67	0.21
Bitter gourd	19	1.47	0.23	55.08	0.05	0.06	53.1	46.89	25.19	35.81	1.75	0.26
Snake gourd (Dark green)	11	0.82	0.25	10.41	0.03	0.12	18.09	3.54	26.83	25.84	0.41	0.11
Snake gourd (Pale green)	11	0.89	0.25	5.14	0.03	0.07	16.52	2.85	27.11	21.77	0.47	0.2
Drumstick	30	2.48	0.12	3.13	0.06	0.12	60.48	92.33	22.27	28.51	0.5	0.26
Watakolu	12	0.86	0.15	59.33	0.01	0.07	25.48	6.41	14.67	14.01	4.42	0.45
Long beans	24	3.36	0.3	-	0.06	0.11	99.98	8.93	44.22	33.17	1.01	0.08
Ash Plantain	76	2.84	0.56	0.06	0.02	0.07	6.82	4.49	5.19	22.55	0.39	0.21
Green chillies	39	2.28	0.76	38.16	0.08	0.25	21.29	98.61	20.25	36.91	1.25	0.29
Limes	26	0.66	0.26	0.36	0.01	0.05	12.1	38.05	26	15.25	0.12	0.05
Kekiri	17	1.01	0.25	0.76	0.01	0.07	17.34	8.07	25.72	26.2	0.63	0.22
Ash pumpkin (Ash guord)	18	0.8	0.15		0.01	0.15	14.17	9.14	19.27	23.62	0.48	0.13
Cho-Cho	19	0.58	0.12	0.3	0.04	0.07	63.81	23.76	20.55	13.02	0.49	0.12
Thalana batu (Little prince)	21	1.28	0.39	24.33	0.12	0.09	38.63	2.4	12.38	19.62	0.31	0.22
Thalana batu (Thai eggplant)	21	1.45	0.26	18.33	0.11	0.09	31.18	2.71	17.24	37.22	0.37	0.24
Thibbatu	61	1.66	1.96	15.89	0.03	1.02	72.39	10.8	105	57.46	1.06	0.59
Kohila yams	27	0.64	0.16	1.72	0.01	0.14	4.64	1.67	52.33	33.95	0.61	1.62
Kehel muwa	19	1.36	0.63	4.27	0.02	0.12	40.51	8.16	35.09	31.43	0.38	0.39
Ambaralla	37	0.73	0.44	3.36	0.01	0.1	44.49	35.51	20.7	9.28	0.7	0.12
Mango	50	0.75	0.09	14.5	0.02	0.14	34.89	91.63	28.56	17.74	0.5	0.09
Mushroom	27	2.54	0.42	-	0.15	0.13	7.81	11.56	0.9	14.42	1.32	0.79
Dambala	21	1.84	0.2	38.74	0.08	0.4	33.69	19.82	68.24	31.38	1.2	0.44
Coconuts nuts	390	3.67	39.92	-	0.05	0.11	14.86	-				

Root Crop												
Sweet potato	108	1.27	0.33	NA	0.04	0.09	14.44	22.2	28.93	21.05	0.51	0.14
Manioc	78	0.92	0.19	NA	0.07	0.2	0.1	1.95	25.31	19.08	19.78	23.73
Nelum ala/Lotus root	79	1.94	0.93	NA	0.05	0.19	26.49	26.63	37.71	26.58	3.34	0.35
Kiriala	87	3.96	0.15	1.19	0.03	0.16	20.17	2.71	30.79	41.52	0.6	0.42
Iniala	103	3.2	0.3	33.14	0.01	0.22	22.19	13.03	40.99	28.98	1.31	0.29
Leafy Vegetables												
Mukunuwanna	28	3.15	0.55	92.25	0.09	0.27	96.14	3.24	135	45.38	1.7	1.03
Gotukola	15	0.64	0.47	226	0.07	0.23	70.11	6.74	96.31	41.42	1.25	0.66
Kankun	15	0.47	0.37	1614	0.08	0.4	33.69	19.82	49.21	18.35	1.32	0.44
Kathurumurunga	70	8.01	1.35	2097	0.33	0.22	120	121	901	96.64	4.36	0.53
Nivithi	22	2.2	0.47	959	0.06	0.11	74.05	10.26	163	61.37	1.49	0.67
Thampala	32	3.55	0.72	1474	0.21	0.22	74.27	82	258	209	3.5	1.4
Sarana	20	2.42	0.21	1149	0.03	0.13	58.54	9.89	59.57	42.93	0.13	0.75
Kohila leaves	33	4.1	0.83	300	0.02	0.17	56.76	5.56	19.5	20.32	0.25	0.3
Onion leaves	27	2.01	0.26	NA	0.04	0.18	56.8	23.38	35.21	74.95	3.15	0.77
Cabbage leaves	30	3.63	0.27	8.66	0.05	0.24	63.46	40.76	170	18.47	2.67	0.35
Salad leaves	19	1.05	0.24	NA	0.1	0.06	37.48	11.64	58.23	36.89	2.07	0.27
Cauliflower	23	2.09	0.48	0.14	0.06	0.11	46.67	50.17	22.44	18.52	0.76	0.27
Jackfruit pods	25	2.14	0.34	NA	0.03	0.04	30.7	24.77	37.32	26.08	0.3	0.17
Jackfruit seeds	77	5.66	0.44	NA	0.02	0.08	58.91	15.24	40.87	50.14	0.52	0.42
Meat												
Chicken	176	23.14	9.24	6.88	0.07	0.49	10.09	-	15.06	20.18	0.75	0.64
Beef	160	23.3	7.45	2.15	0.08	0.32	1.93	-	4.8	28.54	2.41	3.31
Mutton	138	20.37	6.23	2.7	0.13	0.28	1.73	-	7.58	19.5	1.62	5.05
Pork	161	18.83	9.5	1.9	0.09	0.28	8.15	-	6.58	8.9	0.79	0.8
Fish												
Balaya	96	21.28	1.12	21.01	0.15	0.12	7.89		6.45	26.02	0.68	0.46
Seer	136	22.28	5.18	81.9	0.07	0.16	15.45		9.85	36.73	0.41	0.74

Shark	95	21.6	0.83	1.11	0.04	0.11	8.57	8.44	32.58	0.41	0.74
Paraw	87	20.02	0.7	1.49	0.02	0.16	6.77	8.17	31.68	0.67	0.41
Thalapath	91	16.04	2.88	12.03	0.1	0.13	78.22	7.64	24.89	0.71	0.67
Kelawalla	109	21.47	2.55	15.95	0.17	0.73	77.39	13.35	33.82	0.68	0.64
Haedaella	87	19.88	0.78	12.18	0.04	0.06	11.7	36.6	53	0.54	0.65
Hurulla	88	17.08	2.18	10.02	0.14	1.66	61.66	103	35.45	1.24	1.05
Karalla / Katuwalla	97	21.8	1.06	1.25	0.02	0.1	14.38	37.06	39.05	0.24	0.42
Kumbala / Angila	101	21.51	1.53	16.34	0.1	0.1	7.13	31.27	37.46	1.46	0.67
Salaya / Sudaya	100	19.5	2.39	15.41	0.18	1.39	60.87	435	42.83	1.4	2.3
Theppli / Telapiya /Korali	83	18.48	1.08	17.14	0.18	0.18	8.29	99.39	24.96	2.84	0.88
Prawns	65	14.85	0.56	1.24	0.03	0.1	15.37	37.81	30.5	0.73	1.1
Crabs	45	10	0.55	8.33	0.14	0.18	13.83	37.81	45.93	0.73	1.1
Cuttle fish	76	16.82	0.93	1.93	0.02	0.04	6.22	8.73	35.46	0.62	1.3
Linna	112	20.3	3.37	15.78	0.23	0.68	59.78				
Coppara	97	22.89	0.56	21.51	0.04	0.12	8.08	7.2	30.08	1.2	0.58
Ray (Maduwa)	97	23.98	0.68	7.55	0.02	0.21	25.59	9.16	24.61	0.74	0.44

Dried Fish

Dried sprats	259	51.16	5.92	12.83	0.25	0.62	438	1178	162	3.06	4.2
Dried keeramin	311	49.6	12.42	12.92	0.13	2.41	144	555	166	2.58	3.19
Dried thalapath	289	54.68	8.04	9.38	0.04	0.43	97.8	62.75	110	1.96	1.45
Dried katta	275	50.04	8.31	2.48	0.03	0.35	80.4	86.55	92.17	1.47	1.16
Dried balaya	282	63.79	3.37	14.32	0.12	1.98	213	83.48	83.45	3.6	1.44
Dried shark / keelan	267	55.03	5.25	10.31	0.04	0.32	187	42.24	92.94	1.48	0.66

Eggs

Hen eggs (Country)	170	13.14	13	208	0.08	0.18	54.6	50.14	11.04	1.64	1.12
Hen eggs (Table)	135	13.55	9.03	200	0.19	0.19	49.46	63.3	12	2.39	1.73
Quail eggs	153	12.39	11.46	153	0.11	0.17	54.86	60.67	11.21	2.55	1.51

Fruits

Banana Embul	109	1.11	1.09	9.68	0.05	0.64	32.98	13.61	9.39	25.67	0.51	0.23
Anamaalu	102	1.04	0.72	16.4	0.04	0.65	21.07	3.66	8.06	27.02	0.51	0.23

Koli kuttu	107	1.38	0.34	8.8	0.03	0.47	18.12	7.71	8.56	38	0.32	0.14
Pineapple	37	0.41	0.17	5.76	0.04	0.12	17.86	39.36	10.37	10.71	0.3	0.09
Papaya	26	0.42	0.16	171	0.11	0.04	54.85	48.62	16.77	8.9	0.23	0.08
Mangoes (Karthakolomban)	79	0.8	0.92	259	0.01	0.1	35.52	17.74	3.12	6.72	0.1	0.08
Mangoes (Vilad)	44	0.76	0.58	146	0.05	0.26	67.6	29.97	16.93	14.79	0.65	0.19
Apple	62	0.29	0.64	0.36	0.02	0.08	3.43	2.9	3.12	6.72	0.1	0.08
Avacado	144	2.95	13.86	2	0.08	0.18	67.17	9.36	28.48	48.14	0.81	0.75
Wood apple	78	3.09	3.62	0.46	0.01	0.14	6.07	13.58	59.15	25.16	0.45	0.32
Orange	46	1.07	0.37	23.44	0.01	0.28	14.46	20.19	31.18	20.36	0.81	0.35
Guava	39	1.53	0.38	19.67	0.01	0.11	25.24	30.88	6.59	12.02	0.53	0.33
Grapes	49	0.95	10.69	3.22	0.04	0.1	7.07	20.51	7.27	6.86	0.28	0.07
Melon	19	0.65	0.16	130	0.02	0.11	6	8.24	4.05	9.76	0.15	0.1

Source: Sri Lanka Food Composition Tables, Ministry of Health - 2021.

Price Collecting Areas





HARTI



Ministry of Agriculture

Food Systems and Market Research Division & Information Division

Hector Kobbekaduwa Agrarian Research and Training Institute

No. 114, Wijerama Mawatha, Colombo 07.

Phone: 011-2696981 Fax: 011-2682283

E-mail: mfpaharti@yahoo.com

Web: www.harti.gov.lk

www.mobilink.lk

දෛනික චිළචිචි තොග මිල, ජංගම දුරකථනයෙන්

හෙක්ටර් කොච්චිකඩුව ගොවි කරියතු පර්යේෂණ හා පුහුණුවීර්මේ ආයතනය අනුමුතයෙන්

මොබිටෙල් ජංගම මිල දර්ශනය

ජාතික ජංගම දුරකථන ජාලයෙන්

6666 අමතන්න.

මොබිටෙල් අද මිල - අඟ පහ

මොබිටෙල් ජංගම දුරකථන ජාලයෙන් චිළචිචි තොග මිල දර්ශනය.

විකාශිතයාට රු.2/-

විකාශිතයාට රු.2/-