

RETAIL MARKET AT A GLANCE

Summary

Rice



Prices of most local rice varieties except for raw red and raw white have not changed significantly. Prices ranged between Rs.220.00-240.00/kg for samba and Rs.200.00-230.00/kg for nadu rice. The average farm gate prices of both short-grain (samba) and long-grain (white) varieties have increased in the range of Rs.1.00-4.00/kg and Rs.1.00-3.00/kg in most major producing areas.

(Page No.01)

Other Field Crops



Prices of both imported red onions and big onions have increased by Rs.22.00/kg and Rs.2.00/kg respectively. Price ranged between Rs.160.00-280.00/kg for big onion. Additionally, prices of Welimada potato have decreased by Rs.14.00/kg. On the other hand, the price of green gram has decreased further by Rs.17.00/kg during the week.

(Page No.02-04)

Vegetables



Due to low supply during the rainy weather conditions, retail prices of most vegetables have increased. Among the up-country varieties, leeks showed the highest price increase of Rs.13.00/kg, followed by beans and radish at Rs.12.00/kg. Among the low country varieties, the highest price increase was reported for snake gourd at Rs.21.00/kg, followed by bitter gourd at Rs.13.00/kg in Colombo and its suburban markets.

(Page No.04-05)

Coconut



Prices of both large and small coconuts have decreased slightly. The price range for large nuts was Rs.100.00-120.00/nut, while for small nuts, it was Rs.90.00-100.00/nut.

(Page No.05-06)

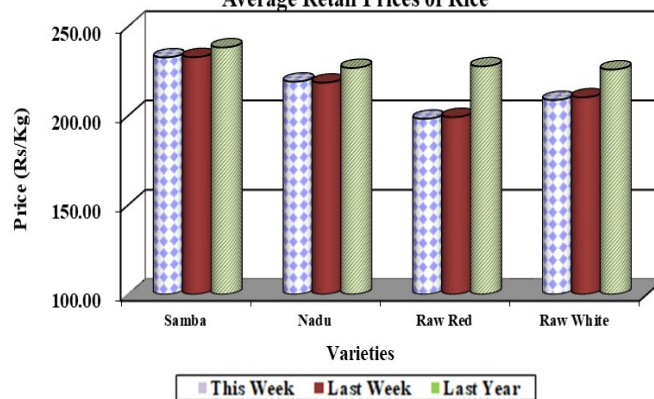
Eggs



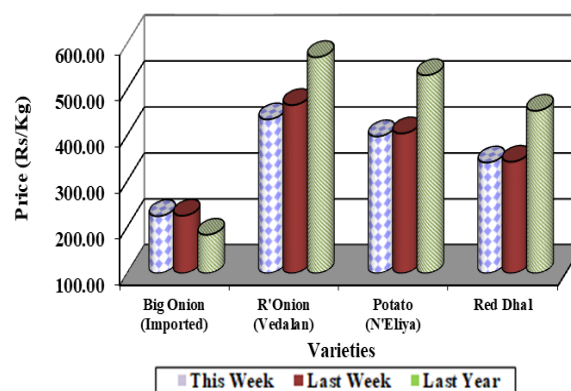
Prices of both brown and white eggs remained same as last week. The average retail prices for brown and white eggs were Rs.49.00/egg and Rs.48.00/egg respectively.

(Page No.09)

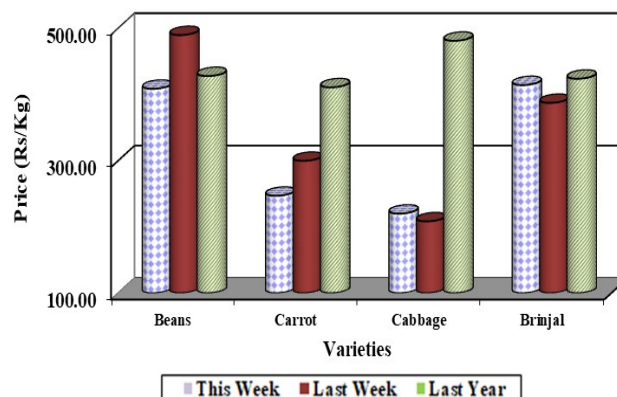
Average Retail Prices of Rice



Average Retail Prices of Other Field Crops



Average Retail Prices of Vegetables



Rice

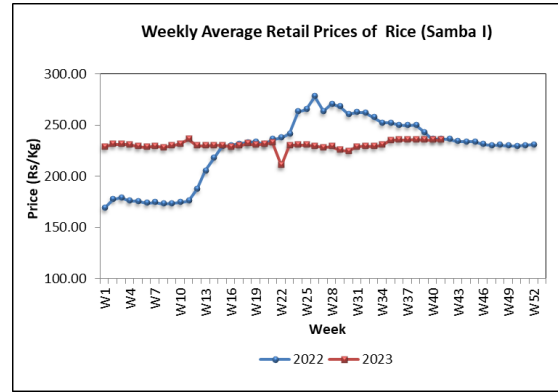
Wholesale

Prices of most of the local rice varieties except raw red and white have not changed significantly. Price of raw red and raw white has decreased by 1% and the prices ranged between Rs.170.00-180.00/kg and Rs.185.00-200.00/kg respectively. Prices for samba grade I and II ranged Rs.215.00-225.00/kg and the average prices of keeri samba and both grade I nadu were Rs.286.00/kg, Rs.200.00/kg and Rs.195.50/kg respectively.

Compared to the same period of last year prices of all local varieties except keeri samba have decreased in the range of 1%-18% while price of keeri samba has increased 19%.

Retail

Prices of local rice varieties except raw red and raw white have not changed significantly. Prices of raw red and raw white have decreased by Rs.2.00/kg and the prices ranged between Rs.180.00-210.00/kg and Rs.190.00-220.00/kg respectively. Prices of samba II and nadu II ranged between Rs.220.00-230.00/kg and Rs.220.00-220.00/kg respectively. Average prices for samba I and nadu I were Rs.235.00/kg and Rs.221.00/kg respectively.



Compared to the same period of last year, current retail prices of all local rice varieties have decreased in the range of 1%- 15% except samba grade II.

Paddy

It was observed that the average farm gate paddy price of major paddy varieties have increased slightly in major producing areas except long grain red paddy. Accordingly, the average price of short gain paddy (samba) has increased by Rs.1.00-4.00/kg and the prices ranged Rs.110.00-121.00/kg. Subsequently, price increases of Rs.1.00-3.00/kg were also reported for keeri samba paddy and its prices ranged Rs.130.00-145.00/kg. Further, a price increment of Rs.1.00-3.00/kg for long grain white paddy was also reported in Anuradhapura, Polonnaruwa, Kalawewa and Ampara areas and its prices ranged Rs.100.00-110.00/kg. However, the prices have decreased by Rs.3.00/kg and Rs.1.00/kg in Matara and Hambantota areas respectively and its prices ranged Rs.88.00-100.00/kg

in major producing areas in the Southern province.

Compared to the same period of last year, the average farm gate price of both short grain and keeri samba paddy varieties have increased while the farm gate price of both long grain white and red paddy varieties have decreased.

Dried Chilies

Wholesale

Price of imported dried chilies has not changed significantly and the price ranged between Rs.1000.00-1100.00/kg.

Compared to the same period of last year, price of imported dried chilies has decreased by 29%.

Retail

Price of imported dried chilies has increased by Rs.1.00/kg and the price ranged between Rs.1100.00-1500.00/kg.

Compared to the same period of last year, price of imported dried chilies has decreased by 27%.

Onion

Wholesale

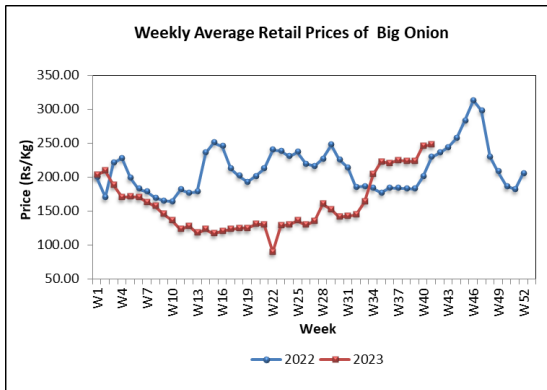
Prices of both sinnan and vedalan red onions have increased by 11% and 17% due to availability of high quality stocks and the prices ranged Rs.220.00-270.00/kg and Rs.320.00-370.00/kg respectively.

Prices of imported big onion and local big onion have increased by 1% and 21% respectively and the price ranged Rs.100.00-230.0/kg respectively.

Compared to the same period of last year, price of vedalan red onion has decreased by 31%. Further, price of imported big onion has decreased by 14% while the price of local big onion has increased by 15%.

Retail

Price of vedalan red onion has increased by Rs.22.00/kg and the price ranged Rs.400.00-560.00/kg. Sinnan red onion was also available in the retail market and the average price was Rs.290.00/kg. Prices of both imported and local big onion have increased by Rs.2.00/kg and the prices ranged between Rs.160.00-280.00/kg and Rs.240.00-280.00/kg respectively.



Compared to the same period of last year, price of vedalan and sinnan red onions have decreased by 16% and 23% respectively while the prices of imported and local big onions have increased by 8% and 18% respectively.

Potato

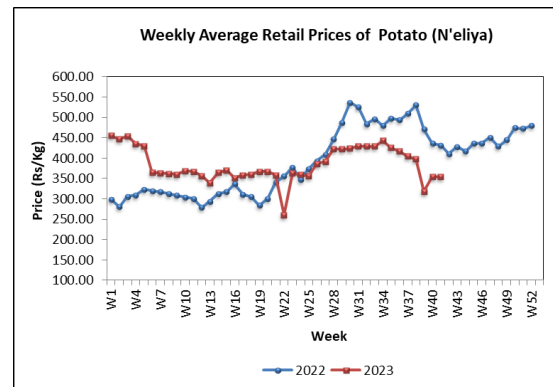
Wholesale

Prices of both Welimada and Nuwara Eliya potatoes have decreased by 9% due to availability of sufficient stocks and the prices ranged Rs.170.00-190.00/kg and Rs.200.00-220.00/kg respectively. Price of imported potato has increased by 2% due to availability of high quality Pakistan stocks and the price ranged Rs.150.00-195.00/kg. Price ranges were Rs.150.00-165.00/kg for Indian (Gujarat) stocks and Rs.170.00-195.00/kg for Pakistan stocks.

Compared to the same period of last year, price of local potato has decreased in the range of 30%-33% while price of imported potato has decreased by 11%.

Retail

Prices of Welimada and Nuwara Eliya potatoes have decreased by Rs.14.00/kg and Rs.1.00/kg respectively and prices ranged Rs.280.00-320.00/kg and Rs.340.00-360.00/kg respectively. Price of imported potato has increased by Rs.2.00/kg and the price ranged Rs.180.00-240.00/kg.



Compared to the same period of last year, prices of all local and imported potatoes have decreased in the range of 4%-18%.

Pulses

Wholesale

Price of white cowpea has increased by 1% and the price ranged Rs.900.00-960.00/kg Price of green gram has decreased by 4% due to availability of low quality stocks and the price ranged Rs.750.00-800.00/kg. Price of red dhal has increased by 2% and the price ranged

Rs.280.00-300.00/kg. The average price of red cowpea was Rs.969.00/kg.

Compared to the same period of last year, prices of green gram and red dhal have decreased by 28% and 26%, while the prices of white cowpea and red cowpea have increased by 6%-9%.

Retail

Price of green gram has decreased by Rs.18.00/kg and the price ranged Rs.900.00-1300.00/kg. Price of white cowpea has increased by Rs.12.00/kg and that of red cowpea has decreased by Rs.1.00/kg. Prices of both types ranged Rs.1000.00-1300.00/kg. Price of red dhal has decreased by Rs.1.00/kg and the price ranged Rs.300.00-360.00/kg.

Compared to the same period of last year, prices of red and white cowpea have increased in the range of 9%-15%. Prices of green gram and red dhal have decreased by 8% and 23% respectively.

Vegetable

Wholesale

With the decreased market demand due to prevailing rainy weather condition, prices of most of the vegetables have decreased.

Considering up country vegetables, the highest price decrease was reported for carrot as 24% due to increased supply from Nuwara Eliya area, followed by

knolkhol as 19%. Prices of all other varieties have decreased in the range of 6%-16% due to decreased market demand.

Price of tomato has increased by 14% due to decreased supply from Balangoda area and price of capsicum has increased by 9% due to decreased supply from Puttalam area.

Considering low country vegetables, the highest price decrease was reported for pumpkin as 22% due to increased supply from Mahavilachchiya area, followed by cucumber as 16% due to increased supply from Puttalam and Kalpitiya areas. Prices of both drumstick and brinjal have decreased by 7% due to availability of sufficient stocks. However, price of ash plantain has increased by 12% due to decreased supply from Embilipitiya area and prices of luffa, snake gourd and ladies fingers have increased in the range of 1%-6%.

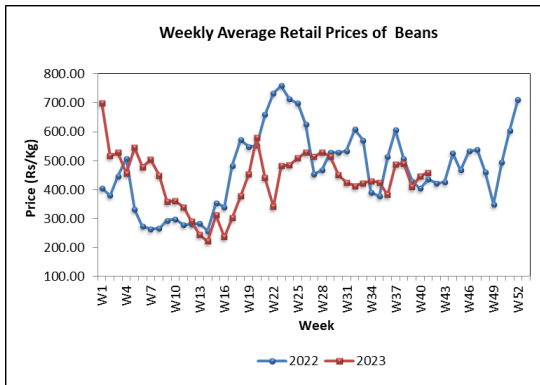
Due to slight changes of the market demand, prices of green chilies and lime have decreased by 2% and 3% respectively.

Compared to the same period of the last year, prices of most of the vegetables have decreased and the highest price decrease was reported for pumpkin as 77%.

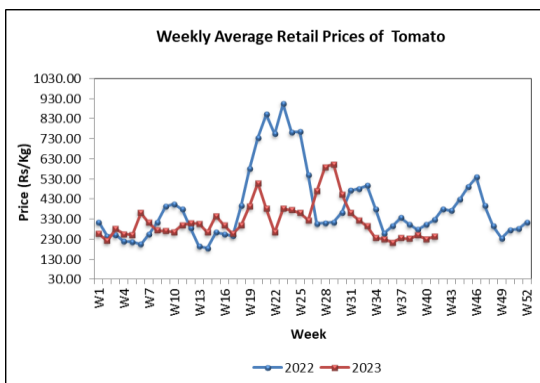
Retail

The average retail prices of most of the vegetable varieties have increased.

Considering up country varieties the highest price increase was reported for leeks as Rs.13.00/kg. Prices of both beans and raddish have increased by Rs.12.00/kg. However, prices of beetroot and carrot have decreased by Rs.28.00/kg and Rs.23.00/kg respectively. Prices of knolkhol and cabbage have decreased Rs.8.00/kg and Rs.6.00/kg respectively.



Price of tomato has increased by Rs.12.00/kg while the price of capsicum has decreased by Rs.50.00/kg.



Considering low country varieties, the highest price increase was reported for

snake gourd as Rs.25.00/kg followed by bitter gourd as Rs.13.00/kg. Prices of luffa, ash plantain and brinjal have increased by Rs.12.00/kg, Rs.7.00/kg and Rs.5.00/kg respectively. However, prices of cucumber, drumsticks and pumpkin have decreased by Rs.11.00/kg, Rs.9.00/kg and Rs.8.00/kg respectively.

Further, prices of green chilies and lime have decreased by Rs.14.00/kg and Rs.27.00/kg respectively.

In some retail, markets including Thotalanga and Dematagoda due to availability of previous purchased vegetable stocks, their retail prices were less compared with the wholesale prices.

Compared to the same period of last year, prices of most of varieties have decreased and the highest price decrease was reported for capsicum as 55%.

Coconut

Wholesale

Prices of large and small nuts have increased by 2% and 4% respectively while prices ranged Rs.95.00-105.00 for a large nut and Rs.80.00-90.00 for a small nut.

Compared to the same period of last year, prices of large and small nuts have increased by 19% and 16% respectively.

Retail

Prices of large and small nuts have decreased by Rs.3.00/nut and Rs.1.00/nut respectively while prices ranged Rs.100.00-120.00 for a large nut and Rs.90.00-100.00 for a small nut.

Compared to the same period of last year, prices of large and small nuts have increased by 17% and 13% respectively.

Fruits

Wholesale

Prices of most of fruit varieties have decreased due to low demand and availability of low quality stocks. The highest price decrease of 29% was reported for karthakolomban mango, followed by vilad (16%) due to low demand. Prices of all the banana varieties except anamalu banana have decreased in the range of 1%-13% with low demand. Further, prices of all the sizes of pineapple have decreased in the range of 7%-11% with low demand and availability of ripe fruit stocks. In addition, prices of avocado and king coconut have decreased by 3%, while price of imported grapes and slime apple have decreased by 4% and 6% respectively with low demand and availability of low quality stocks.

However, the price of papaw has increased by 15% due to increased demand after the

rainy weather. In addition, price of anamalu banana and passion fruit have increased by 7% with availability of limited stocks. Compared to the same period of last year, the price of the most of the fruit varieties have increased with the highest price increase reported to passion fruit as 70%.

Retail

Prices of most of fruit varieties have decreased in line with the decreased wholesale prices. The highest price decrease of Rs.113.00/fruit was reported for karthakolomban mango due to availability of stocks in the market. Further, the prices of small, medium and large sized pineapple have decreased in the range of Rs.6.00-68.00/fruit due to availability of sufficient stocks.

In addition, the price of imported grapes has decreased by Rs.29.00/kg. Further, the prices of seeni, ambul and kolikuttu banana have decreased in the range of Rs.15.00-25.00/kg due to low demand. Further, the price of slime apple has decreased by Rs.3.00/fruit.

Meanwhile, the highest price increase of Rs.16.00/fruit was reported for orange due to unavailability of sufficient stocks in the market. Further, the prices of anamalu and ambun have increased in the range of Rs.3.00-11.00/fruit due to unavailability of sufficient stocks.

In addition, prices of passion fruit, avocado and king coconut have increased by Rs.8.00/fruit, Rs.8.00/fruit and Rs.6.00/fruit respectively.

Compared to the same period of last year, prices of most of the fruit varieties have increased with the highest price increase being reported for passion fruit as 60%.

Fresh Fish

Wholesale

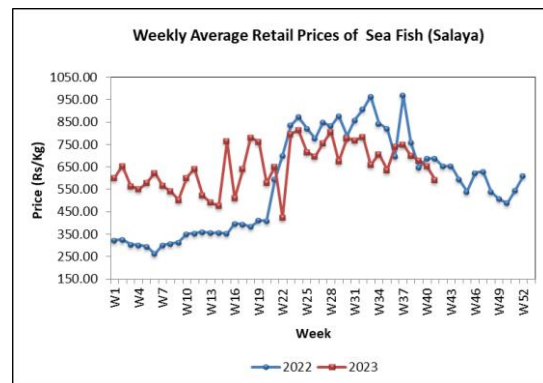
Wholesale prices of all fresh fish types except shrimps have decreased due to increased wholesale supply compared to demand. The highest price decrease of 19% was noted for hurulla due to high supply from Kalpitiya and Mullaitivu areas and the price ranged between Rs.360.00-600.00/kg. A price decrease of 13% was noted for kelawalla due to high supply from Galle, Mirissa and Beruwala areas and the price ranged between Rs.1100.00-1450.00/kg. Likewise, the price decrease of 10% was noted for salaya and thora due to high supply from Negomba, Beruwala, Walachchenai and Kalmunai areas and their prices ranged between Rs.200.00-350.00/kg and Rs.1800.00-2500.00/kg respectively. Also, the wholesale prices of balaya, paraw, and thalapath have decreased by 5%, 7% and 9% respectively.

However, a price increase of 10% was noted for shrimps due to low supply from Jaffna, Mannar and Trincomalee areas and the price ranged between Rs.1900.00-2150.00/kg.

Compared to the same period of last year, current wholesale prices of most of the fresh fish types have decreased in the range of 5% - 42% with and the highest price decrease noted for salaya.

Retail

In line with decreased wholesale prices and increased supply, the retail prices of most of fresh fish types have decreased. The highest price decrease was reported for paraw as Rs.386.00/kg followed by Rs.284.00/kg for kelawalla Rs.171.00/kg for balaya and Rs.167.00/kg for thora. The remaining types have decreased in the range of Rs.27.00-60.00/kg. However, prices of mora and shrimps have increased by Rs.67.00/kg and Rs.263.00/kg respectively due to limited supply.



Compared to the same period of last year, prices of most types of fresh fish have decreased in the range of 1%-14% with the highest price decrease reported for salaya.

Dried Fish

Wholesale

Due to decreased local dried fish supply, prices of most of the local and imported dried fish types have increased. The highest price increase of 13% was noted for local salaya due to low supply from Mannar, Chilaw and Puttalam area and the price ranged between Rs.320.00-440.00/kg. A price increase of 8% was noted for local maduwa due to low supply from Jaffna and Mannar area and the price ranged between Rs.1400.00-1500/kg. Likewise, a price increase of 6% was noted for local mora due to low supply from Negombo and Chilaw areas and the price ranged between Rs.1800.00-1900.00/kg.

However, a price increase of 2% was noted for imported sprats and imported kattawa due to low supply and their prices ranged between Rs.880.00-1000.00/kg and Rs.1300.00-1400.00/kg respectively.

Compared to the same period of last year, current wholesale prices of all dried fish

types except local balaya have decreased in the range of 10%-54% and the highest price decrease was noted for local salaya.

Retail

In line with increased wholesale prices, retail prices of most types of dried fish have increased. The highest price increase was reported for salaya by Rs.29.00/kg and mora by Rs.20.00/kg. Prices of anguluwa and balaya have increased by Rs.16.00/kg and Rs.7.00/kg respectively.

However, prices of local sprats, imported sprats and kattawa have decreased by Rs.165.00/kg, Rs.27.00/kg and Rs.170.00/kg respectively due to low demand.

Compared to the same period of last year, prices of most types of dried fish have decreased in the range of 6%-36% and the highest price decrease was reported for imported sprats.

Eggs

Wholesale

Price of brown egg has increased by 1% while the price of white egg has not changed significantly and their prices ranged between Rs.48.00-49.00/egg and Rs.47.00-47.50/egg respectively.

Compared to the same period of last year, prices of both brown and white eggs have decreased by 2% and 1% respectively.

Retail

Prices of brown and white eggs have not changed significantly. Average prices of brown and white eggs were Rs.49.00/egg and Rs.48.00/egg respectively.

Compared to the same period of last year, retail prices of both brown and white eggs have decreased by 3%.

Meat

Retail

Prices of most types of meat have decreased with low demand, the highest price decrease was reported for skinless curry chicken by Rs.67.00/kg, and price of skinless broiler chicken has decreased by Rs.61.00/kg. Further price of beef and pork have not changed significantly.

However, the price of mutton has increased by Rs.37.00/kg with decreased supply.

Compared to the same period of last year, the prices of most types of meat have decreased with the highest price decrease reported for skinless broiler chicken.

EXPLANATORY NOTE

The Food Commodities Bulletin is a weekly publication containing information relating to wholesale and retail prices of selected food commodities in nine selected markets in and around Colombo and main markets in the major producing areas.

The information is analyzed and presented as prevailing prices, price ranges, averages, and a comparison of weekly prices. The changes in prices reported are always with price prevailed during the previous week unless otherwise stated.

The frequency of collection of wholesale price information is twice a week (i.e. Tuesday and Friday) while with retail prices, it is thrice a week (i.e. Friday, Monday, and Tuesday).

Table 01: Selected Markets: Wholesale Price of Rice (Rs/50Kg Bag)

Week 41: 06 - 12 October 2023

LOCATIONS	Rice Varieties													
	Samba 1		Samba 2		Keeri Samba		Nadu 1		Nadu 2		Raw Red		Raw White	
Colombo	11000	11250	10750	10750	14000	14500	10000	10000	9750	9900	8500	9000	9250	10000
Divulapitiya	11000	11400	10500	10750	13500	14700	10000	10700	9400	9750	8500	8750	9000	9500
Kurunegala	11000	11400	10750	10750	13000	14000	10500	10500	9250	9400	8750	8750	8900	9250
Nikaweratiya	11250	11600	10350	10750	13000	14750	10650	10750	9250	9500	8900	10000	8750	9000
Badulla	-	-	-	-	-	-	10250	10750	-	-	8000	8250	8750	9250
Puttalam	11200	11300	10750	10900	-	-	10750	10900	9000	9250	9000	9750	8500	8700
Dambulla	11300	11400	11200	11250	-	-	10750	10800	9750	10000	9000	9250	9250	9400
Anuradhapura	11250	11400	10750	10850	14750	15250	10500	10850	9750	10000	9250	9750	9250	9750
Tambuttegama	-	-	10350	11000	-	-	-	-	9350	9500	-	-	9000	9100
Polonnaruwa	11250	11300	-	-	-	-	10700	10750	9700	9750	10200	10250	9700	9750
Kalutara	-	-	10900	11000	-	-	-	-	9900	10000	8900	9000	9750	9900
Ampara	11500	11500	10750	10750	13000	13000	10750	11000	-	-	8250	8750	8750	8750
Kandy	11150	11250	10400	10500	14500	14700	10000	10500	9600	9750	8500	9000	9100	9500
Moneragala	11250	11350	-	-	13500	14500	10500	10850	-	-	8000	8500	8500	9000
Kegalle	-	-	-	-	-	-	-	-	-	-	-	-	-	-
Dehiattakandiya	11250	11250	-	-	-	-	10750	10750	9750	9750	10000	10000	9250	10000
Hambantota	11250	11400	-	-	-	-	-	-	-	-	8000	8250	8500	9000
Matara	11250	11450	-	-	-	-	10250	10500	-	-	8000	8300	9000	9500
Galle	11400	11500	-	-	-	-	10750	10900	-	-	8150	8750	8750	9500
Meegoda	-	-	10900	11000	-	-	-	-	9250	9300	8000	8250	8500	9250
Tissamaharama	-	-	-	-	-	-	-	-	-	-	-	-	-	-
Embilipitiya	-	-	10800	10900	-	-	10400	10500	-	-	7500	7650	8750	8900
Jaffna	11000	11250	-	-	15000	15250	10000	10700	-	-	9250	10000	9500	10000
Vavuniya	11000	11250	-	-	15000	15500	10000	10500	9500	9800	8500	8750	9250	9500
Mannar	11000	11250	-	-	14850	15000	10250	10500	9750	10000	8750	9000	9500	9750
Killinochchi	11000	11250	-	-	15000	15500	10000	10500	9500	9750	8500	8750	9250	9500
Mullattivu	-	-	-	-	-	-	-	-	-	-	-	-	-	-
Batticaloa	11150	11450	-	-	15750	16000	10400	10600	-	-	9400	9600	9500	9850
Trincomalee	11250	11500	-	-	15000	15500	10000	10600	9500	10000	9000	9400	9500	10000
Galenbindunuwew	11400	11400	10750	11000	14750	15250	10750	10900	9750	10000	9250	9750	9400	9500
Matale	11400	11450	-	-	14500	15000	10750	10800	9250	9500	8750	9250	9500	9750

Table 02: Selected Markets: Retail Price of Rice (Rs/Kg)

Week 41: 06 - 12 October 2023

11

LOCATIONS	Rice Varieties													
	Samba 1		Samba 2		Keeri Samba		Nadu 1		Nadu 2		Raw Red		Raw White	
Colombo	230.00	240.00	220.00	230.00	-	-	220.00	230.00	200.00	220.00	180.00	210.00	190.00	220.00
Gampaha	230.00	240.00	220.00	230.00	300.00	300.00	220.00	220.00	210.00	220.00	185.00	200.00	200.00	210.00
Kurunegala	220.00	230.00	-	-	300.00	300.00	220.00	220.00	210.00	210.00	200.00	200.00	200.00	205.00
Nikaweratiya	230.00	240.00	220.00	225.00	300.00	320.00	220.00	220.00	190.00	200.00	190.00	210.00	190.00	190.00
Dambulla	228.00	230.00	226.00	228.00	290.00	310.00	218.00	220.00	205.00	208.00	190.00	200.00	190.00	195.00
Anuradhapura	230.00	230.00	220.00	220.00	300.00	310.00	215.00	220.00	200.00	210.00	190.00	200.00	190.00	200.00
Thambuththegama	230.00	240.00	215.00	225.00	-	-	220.00	220.00	195.00	200.00	-	-	188.00	190.00
Polonnaruwa	228.00	230.00	-	-	-	-	218.00	220.00	195.00	200.00	210.00	210.00	195.00	200.00
Kaluthara	230.00	235.00	-	-	-	-	-	-	215.00	220.00	185.00	190.00	205.00	210.00
Badulla	-	-	-	-	300.00	300.00	215.00	220.00	210.00	210.00	160.00	170.00	180.00	190.00
Keppetipola	230.00	235.00	220.00	225.00	310.00	320.00	218.00	220.00	205.00	210.00	170.00	175.00	180.00	186.00
Moneragala	230.00	230.00	210.00	210.00	300.00	300.00	215.00	220.00	-	-	165.00	175.00	175.00	185.00
Kegalle	230.00	230.00	-	-	-	-	215.00	220.00	190.00	210.00	200.00	210.00	200.00	210.00
Ampara	230.00	240.00	210.00	215.00	310.00	310.00	220.00	220.00	195.00	200.00	155.00	175.00	170.00	175.00
Dehiattakandiya	230.00	230.00	-	-	300.00	300.00	220.00	220.00	200.00	200.00	210.00	210.00	190.00	210.00
Nuwaraeliya	228.00	234.00	220.00	225.00	290.00	320.00	217.00	220.00	206.00	210.00	170.00	175.00	180.00	185.00
Kandy	230.00	235.00	220.00	225.00	310.00	320.00	220.00	220.00	198.00	210.00	185.00	195.00	195.00	210.00
Puttalam	230.00	230.00	220.00	225.00	-	-	212.00	220.00	190.00	190.00	185.00	200.00	175.00	180.00
Hambantota	230.00	230.00	-	-	-	-	-	-	-	-	165.00	170.00	180.00	185.00
Rathnapura	230.00	240.00	220.00	228.00	-	-	215.00	220.00	195.00	200.00	170.00	175.00	194.00	198.00
Matara	230.00	230.00	-	-	300.00	305.00	220.00	220.00	-	-	165.00	175.00	185.00	190.00
Galle	230.00	230.00	-	-	300.00	320.00	220.00	220.00	-	-	165.00	180.00	185.00	200.00
Tissamaharama	-	-	-	-	-	-	-	-	-	-	-	-	-	-
Meegoda (DEC)	230.00	230.00	220.00	230.00	295.00	295.00	-	-	200.00	210.00	165.00	185.00	190.00	200.00
Embilipitiya	230.00	240.00	225.00	230.00	-	-	215.00	220.00	195.00	205.00	154.00	160.00	175.00	200.00
Jaffna	230.00	235.00	-	-	320.00	330.00	215.00	225.00	205.00	210.00	195.00	210.00	190.00	200.00
Vavuniya	230.00	238.00	-	-	340.00	350.00	218.00	220.00	210.00	215.00	190.00	195.00	200.00	210.00
Mannar	230.00	230.00	-	-	310.00	330.00	215.00	220.00	205.00	210.00	190.00	200.00	200.00	210.00
Killinochchi	230.00	240.00	-	-	320.00	330.00	215.00	220.00	200.00	210.00	180.00	190.00	200.00	210.00
Mullaittivu	-	-	-	-	-	-	-	-	-	-	-	-	-	-
Batticaloa	230.00	236.00	-	-	322.00	330.00	215.00	220.00	-	-	195.00	200.00	198.00	205.00
Trincomalee	235.00	240.00	-	-	320.00	325.00	215.00	220.00	205.00	210.00	190.00	195.00	200.00	210.00
Hanguranketha	230.00	237.00	220.00	225.00	-	-	216.00	220.00	192.00	212.00	170.00	188.00	180.00	210.00
Veyangoda	230.00	240.00	210.00	225.00	300.00	300.00	220.00	220.00	190.00	210.00	190.00	200.00	195.00	210.00
Galenbindunuwewa	230.00	230.00	220.00	225.00	300.00	310.00	220.00	220.00	200.00	205.00	190.00	200.00	190.00	195.00
Bandarawela	-	-	215.00	220.00	300.00	300.00	-	-	205.00	210.00	175.00	185.00	190.00	200.00
Matale	230.00	230.00	-	-	310.00	320.00	218.00	220.00	195.00	200.00	180.00	195.00	195.00	205.00

Table 04: Selected Markets: Wholesale Price of Subsidiary Food (Rs/50Kg)

Week 41: 06 - 12 October 2023

LOCATION	Dried Chillies	Red Onion		Big Onion	Potato			Pulses		
	Imported	Imported	Local		Imported	Welimada	Nuwara Eliya	Green Gram	Cowpea	Red Dhal
Colombo	50000 - 55000	-	16000 - 18500	5000 - 11500	7500 - 9750	8500 - 9500	10000 - 11000	37500 - 40000	45000 - 48000	14000 - 15000
Kurunegala	51250 - 52500	-	15000 - 16500	11500 - 12000	9000 - 9500	-	-	35000 - 42500	42500 - 50000	14250 - 14750
Nikaweratiya	51500 - 52500	-	15000 - 17500	5000 - 11500	8750 - 8750	-	10750 - 11500	38000 - 42500	43000 - 45000	14250 - 14500
Dehiattakandiya	50000 - 57500	-	16500 - 16500	5000 - 11000	9500 - 11000	-	11000 - 14000	35000 - 37500	45000 - 45000	14000 - 16000
Dambulla (DEC)	51500 - 54500	-	14000 - 15000	9500 - 9750	8750 - 9000	9000 - 10000	-	32500 - 35000	40000 - 42500	14500 - 15000
Anuradhapura	57500 - 60000	-	-	5000 - 12000	8750 - 9500	-	11000 - 13000	42500 - 47500	45000 - 50000	14500 - 15000
Thambuththegama	50500 - 55000	-	13500 - 16500	4250 - 10250	8500 - 8750	9000 - 9500	-	35000 - 37500	-	14100 - 14750
Polonnaruwa	60000 - 61000	-	15500 - 15750	11500 - 11750	10000 - 10250	-	13500 - 14000	41000 - 41500	50000 - 50000	15900 - 16000
Kaluthara	52500 - 54000	-	17000 - 18000	10500 - 11000	8500 - 9000	9000 - 9500	10500 - 10750	39000 - 41000	47000 - 48000	14500 - 14750
Puttalam	50000 - 52000	-	13000 - 15500	9500 - 11000	8000 - 9500	-	11500 - 13200	33000 - 39000	45000 - 46000	14250 - 15100
Kandy	52500 - 55000	-	16000 - 16250	5000 - 11000	9000 - 10000	9000 - 9500	10500 - 11000	40000 - 41000	45000 - 46000	14250 - 15000
Matara	55000 - 57500	-	17000 - 18000	11000 - 11500	9250 - 9500	-	11250 - 12000	41500 - 45000	46250 - 47500	15500 - 15750
Hambantota	52500 - 57500	-	16750 - 18000	10500 - 11000	9250 - 10000	-	11500 - 12000	47500 - 49000	47500 - 49000	15500 - 15750
Kegalle	53800 - 54500	-	13300 - 13500	9500 - 9600	8400 - 8500	-	10500 - 10600	38000 - 41000	46500 - 47000	15000 - 16000
Galle	57500 - 62500	-	17500 - 19000	11500 - 12500	10000 - 10500	-	10500 - 11500	42500 - 50000	42500 - 45000	15000 - 16000
Tissamaharama	-	-	-	-	-	-	-	-	-	-
Meegoda (DEC)	52500 - 54000	-	13000 - 15000	10000 - 10750	8750 - 9250	10000 - 10500	11000 - 11500	40000 - 42500	46500 - 48000	14250 - 14500
Jaffna	51000 - 52000	-	11500 - 12000	9500 - 10000	8250 - 9000	9000 - 10000	10750 - 11000	39000 - 40250	-	15000 - 16000
Vavuniya	55000 - 57000	-	16000 - 16500	10500 - 10750	10000 - 11000	-	12500 - 13000	40000 - 43000	47000 - 49000	14750 - 15000
Mannar	53000 - 55000	-	-	6000 - 11000	10000 - 10500	-	-	40000 - 42500	-	14900 - 15250
Killinochchi	55000 - 57000	-	16000 - 17000	7000 - 8000	10000 - 11000	-	12500 - 13500	39000 - 41000	-	15000 - 15500
Mullattivu	-	-	-	-	-	-	-	-	-	-
Batticaloa	54750 - 56000	-	17750 - 18500	9900 - 10500	9500 - 10000	-	16000 - 17000	41000 - 42250	49000 - 49750	14750 - 15000
Trincomalee	54000 - 55500	-	13250 - 14000	8000 - 8500	9000 - 9500	-	16000 - 17000	45000 - 46250	-	14750 - 15000
Galenbindunuwewa	52500 - 57000	-	13000 - 14500	5000 - 12250	9250 - 9500	-	-	39000 - 45000	41000 - 47500	14750 - 15000
Matale	52500 - 55000	-	15000 - 16000	11250 - 11500	8500 - 9000	10000 - 10000	11000 - 12500	37500 - 42500	45000 - 47500	14750 - 15000

Table 05: Selected Markets: Retail Price of Subsidiary Food Crops (Rs/Kg)

Week 41: 06 - 12 October 2023

LOCATIONS	Dried Chillies	Red Onion		Big Onion	Potato			Pulses		
	Imported	Imported	Local		Imported	Welimada	Nuwara Eliya	Green Gram	Cowpea	Red Dhal
Colombo	1100.00 - 1500.00	-	400.00 - 560.00	160.00 - 280.00	180.00 - 240.00	280.00 - 320.00	340.00 - 360.00	900.00 - 1300.00	1000.00 - 1300.00	300.00 - 360.00
Gampaha	1180.00 - 1300.00	-	400.00 - 400.00	260.00 - 280.00	240.00 - 260.00	320.00 - 320.00	360.00 - 360.00	920.00 - 1200.00	1160.00 - 1300.00	320.00 - 360.00
Kurunegala	1200.00 - 1200.00	-	400.00 - 500.00	250.00 - 260.00	200.00 - 240.00	280.00 - 300.00	-	1000.00 - 1200.00	1100.00 - 1200.00	340.00 - 350.00
Nikaweratiya	1150.00 - 1300.00	-	300.00 - 360.00	200.00 - 280.00	180.00 - 210.00	-	-	900.00 - 1050.00	1000.00 - 1000.00	320.00 - 340.00
Dambulla	1100.00 - 1150.00	-	360.00 - 380.00	220.00 - 240.00	200.00 - 230.00	260.00 - 280.00	-	900.00 - 950.00	900.00 - 1000.00	310.00 - 330.00
Anuradhapura	1200.00 - 1300.00	-	-	120.00 - 260.00	200.00 - 220.00	260.00 - 280.00	-	900.00 - 1000.00	950.00 - 1100.00	310.00 - 340.00
Thambuththegama	1100.00 - 1250.00	-	400.00 - 480.00	100.00 - 240.00	180.00 - 200.00	230.00 - 240.00	-	800.00 - 900.00	900.00 - 950.00	295.00 - 320.00
Polonnaruwa	1190.00 - 1260.00	-	340.00 - 360.00	240.00 - 260.00	200.00 - 210.00	280.00 - 300.00	-	900.00 - 900.00	1100.00 - 1100.00	330.00 - 330.00
Kaluthara	1180.00 - 1200.00	-	420.00 - 440.00	240.00 - 250.00	200.00 - 220.00	280.00 - 300.00	-	1000.00 - 1100.00	1100.00 - 1200.00	315.00 - 330.00
Badulla	1150.00 - 1250.00	-	360.00 - 420.00	260.00 - 280.00	200.00 - 220.00	260.00 - 280.00	-	800.00 - 1000.00	980.00 - 1000.00	320.00 - 340.00
Keppetipola	1150.00 - 1200.00	-	380.00 - 400.00	230.00 - 240.00	190.00 - 200.00	250.00 - 260.00	-	950.00 - 980.00	1100.00 - 1180.00	330.00 - 335.00
Moneragala	1150.00 - 1300.00	-	-	240.00 - 260.00	200.00 - 220.00	260.00 - 280.00	-	800.00 - 1000.00	800.00 - 1000.00	300.00 - 340.00
Kegalle	1100.00 - 1200.00	-	300.00 - 340.00	260.00 - 280.00	190.00 - 220.00	260.00 - 280.00	-	800.00 - 900.00	950.00 - 1040.00	300.00 - 380.00
Ampara	1250.00 - 1300.00	-	400.00 - 400.00	240.00 - 240.00	185.00 - 200.00	260.00 - 300.00	-	900.00 - 1000.00	980.00 - 1000.00	300.00 - 310.00
Dehiattakandiya	1100.00 - 1200.00	-	360.00 - 360.00	120.00 - 240.00	200.00 - 240.00	300.00 - 300.00	-	800.00 - 900.00	-	300.00 - 340.00
Nuwaraeliya	1250.00 - 1300.00	-	380.00 - 400.00	230.00 - 250.00	200.00 - 210.00	-	280.00 - 300.00	940.00 - 980.00	1000.00 - 1050.00	330.00 - 340.00
Kandy	1200.00 - 1300.00	-	480.00 - 500.00	250.00 - 260.00	200.00 - 220.00	300.00 - 320.00	340.00 - 350.00	1000.00 - 1080.00	1080.00 - 1100.00	320.00 - 350.00
Puttalam	1100.00 - 1150.00	-	400.00 - 480.00	260.00 - 280.00	200.00 - 220.00	280.00 - 320.00	-	800.00 - 850.00	1000.00 - 1100.00	295.00 - 310.00
Rathnapura	1300.00 - 1400.00	-	320.00 - 340.00	230.00 - 250.00	200.00 - 220.00	-	-	800.00 - 900.00	1000.00 - 1060.00	310.00 - 320.00
Hambantota	1200.00 - 1300.00	-	370.00 - 400.00	230.00 - 250.00	200.00 - 240.00	260.00 - 280.00	-	1000.00 - 1100.00	1000.00 - 1100.00	320.00 - 330.00
Matara	1200.00 - 1300.00	-	400.00 - 440.00	240.00 - 260.00	200.00 - 220.00	260.00 - 280.00	-	900.00 - 1100.00	980.00 - 1100.00	320.00 - 340.00
Galle	1200.00 - 1300.00	-	400.00 - 480.00	240.00 - 280.00	220.00 - 260.00	260.00 - 290.00	-	900.00 - 1100.00	900.00 - 1000.00	320.00 - 340.00
Tissamaharama	-	-	-	-	-	-	-	-	-	-
Meegoda (DEC)	1100.00 - 1200.00	-	360.00 - 400.00	230.00 - 250.00	180.00 - 240.00	280.00 - 320.00	-	880.00 - 980.00	1000.00 - 1120.00	300.00 - 340.00
Embilipitiya	1250.00 - 1350.00	-	400.00 - 480.00	230.00 - 240.00	220.00 - 240.00	260.00 - 300.00	-	900.00 - 1100.00	900.00 - 1050.00	340.00 - 380.00
Jaffna	1200.00 - 1300.00	-	260.00 - 280.00	215.00 - 220.00	195.00 - 205.00	225.00 - 260.00	-	850.00 - 870.00	-	330.00 - 335.00
Vavuniya	1250.00 - 1300.00	-	360.00 - 400.00	240.00 - 250.00	240.00 - 250.00	280.00 - 300.00	-	1000.00 - 1100.00	1100.00 - 1150.00	320.00 - 325.00
Mannar	1150.00 - 1300.00	-	320.00 - 350.00	150.00 - 250.00	220.00 - 240.00	-	-	900.00 - 1000.00	-	320.00 - 340.00
Killinochchi	1150.00 - 1200.00	-	360.00 - 380.00	200.00 - 230.00	240.00 - 250.00	280.00 - 300.00	-	850.00 - 880.00	-	320.00 - 330.00
Mullaittivu	-	-	-	-	-	-	-	-	-	-
Batticaloa	1160.00 - 1200.00	-	400.00 - 440.00	250.00 - 260.00	240.00 - 250.00	-	400.00 - 420.00	900.00 - 920.00	1050.00 - 1100.00	324.00 - 330.00
Trincomalee	1150.00 - 1200.00	-	320.00 - 350.00	220.00 - 240.00	220.00 - 240.00	-	380.00 - 410.00	980.00 - 1080.00	-	310.00 - 320.00
Hanguranketha	1150.00 - 1250.00	-	-	240.00 - 260.00	185.00 - 196.00	220.00 - 260.00	-	800.00 - 998.00	1000.00 - 1100.00	295.00 - 300.00
Veyangoda	1200.00 - 1200.00	-	400.00 - 400.00	240.00 - 260.00	180.00 - 210.00	260.00 - 280.00	-	900.00 - 1000.00	950.00 - 1000.00	320.00 - 340.00
Galenbindunuwewa	1150.00 - 1160.00	-	300.00 - 340.00	120.00 - 260.00	190.00 - 200.00	-	-	800.00 - 950.00	850.00 - 1000.00	300.00 - 320.00
Bandarawela	1200.00 - 1300.00	-	-	240.00 - 260.00	200.00 - 220.00	220.00 - 240.00	-	900.00 - 1000.00	1000.00 - 1100.00	320.00 - 340.00
Matale	1150.00 - 1200.00	-	360.00 - 400.00	240.00 - 260.00	190.00 - 200.00	260.00 - 280.00	-	800.00 - 900.00	980.00 - 1000.00	310.00 - 320.00

Table 06: Selected Markets: Wholesale Price of Vegetables(Rs/Kg)

Week 41: 06 - 12 October 2023

Locations	Butter Beans	Green Beans	Carrot	Leeks	Beetroot	Knolkhol
Colombo	-	350.00 - 400.00	130.00 - 180.00	50.00 - 80.00	80.00 - 130.00	60.00 - 100.00
Meegoda (DEC)	-	350.00 - 380.00	160.00 - 200.00	75.00 - 90.00	90.00 - 120.00	90.00 - 110.00
Dambulla (DEC)	-	280.00 - 330.00	120.00 - 180.00	60.00 - 70.00	80.00 - 110.00	60.00 - 80.00
Keppetipola (DEC)	-	320.00 - 350.00	100.00 - 130.00	50.00 - 70.00	80.00 - 100.00	70.00 - 90.00
Norochchole (DEC)	-	-	-	-	60.00 - 80.00	-
Nuwara Eliya	-	340.00 - 360.00	160.00 - 170.00	60.00 - 70.00	90.00 - 110.00	80.00 - 90.00
Kandy	-	300.00 - 330.00	150.00 - 170.00	60.00 - 70.00	90.00 - 100.00	70.00 - 80.00
Hambantota	-	250.00 - 300.00	150.00 - 210.00	100.00 - 130.00	150.00 - 180.00	110.00 - 150.00
Thambuththegama (DEC)	-	360.00 - 400.00	170.00 - 200.00	75.00 - 90.00	80.00 - 100.00	60.00 - 80.00
Jaffna	-	-	-	-	-	-
Bandarawela	-	280.00 - 320.00	120.00 - 140.00	60.00 - 80.00	80.00 - 100.00	70.00 - 90.00
Veyangoda	-	360.00 - 400.00	150.00 - 170.00	80.00 - 100.00	80.00 - 120.00	90.00 - 110.00

Locations	Raddish	Cabbage	Tomato	Ladies Fingers	Brinjal	Capsicum
Colombo	60.00 - 80.00	50.00 - 80.00	100.00 - 120.00	80.00 - 120.00	200.00 - 300.00	200.00 - 350.00
Meegoda (DEC)	70.00 - 100.00	90.00 - 120.00	120.00 - 150.00	110.00 - 150.00	250.00 - 330.00	250.00 - 330.00
Moneragala	120.00 - 130.00	100.00 - 120.00	120.00 - 140.00	100.00 - 130.00	220.00 - 300.00	330.00 - 350.00
Dambulla (DEC)	35.00 - 60.00	50.00 - 65.00	110.00 - 130.00	60.00 - 80.00	220.00 - 250.00	230.00 - 250.00
Keppetipola (DEC)	50.00 - 70.00	50.00 - 70.00	90.00 - 110.00	70.00 - 80.00	160.00 - 180.00	300.00 - 320.00
Norochchole (DEC)	50.00 - 70.00	60.00 - 70.00	-	90.00 - 110.00	200.00 - 250.00	170.00 - 250.00
Nuwara Eliya	60.00 - 70.00	80.00 - 90.00	100.00 - 110.00	80.00 - 100.00	180.00 - 190.00	320.00 - 340.00
Kandy	50.00 - 60.00	40.00 - 80.00	100.00 - 120.00	90.00 - 110.00	180.00 - 220.00	250.00 - 280.00
Hambantota	100.00 - 150.00	90.00 - 140.00	100.00 - 150.00	100.00 - 150.00	160.00 - 220.00	300.00 - 350.00
Thambuththegama (DEC)	60.00 - 90.00	80.00 - 100.00	100.00 - 130.00	70.00 - 80.00	200.00 - 250.00	170.00 - 220.00
Tissamaharama	-	-	-	-	-	-
Jaffna	-	-	-	-	-	-
Bandarawela	40.00 - 60.00	50.00 - 70.00	100.00 - 110.00	-	150.00 - 170.00	260.00 - 300.00
Veyangoda	80.00 - 100.00	70.00 - 100.00	120.00 - 150.00	100.00 - 120.00	240.00 - 280.00	230.00 - 280.00

Locations	Pumpkin	Cucumber	Bitter Gourd	Snake Gourd	Drumstick	Luffa
Colombo	40.00 - 60.00	50.00 - 80.00	300.00 - 350.00	130.00 - 200.00	80.00 - 150.00	150.00 - 200.00
Meegoda (DEC)	45.00 - 55.00	90.00 - 100.00	250.00 - 330.00	190.00 - 300.00	-	140.00 - 180.00
Moneragala	50.00 - 60.00	100.00 - 140.00	450.00 - 470.00	200.00 - 240.00	100.00 - 150.00	200.00 - 250.00
Dambulla (DEC)	30.00 - 45.00	55.00 - 70.00	200.00 - 280.00	100.00 - 120.00	55.00 - 70.00	110.00 - 130.00
Keppetipola (DEC)	50.00 - 55.00	60.00 - 80.00	270.00 - 280.00	140.00 - 150.00	90.00 - 100.00	140.00 - 150.00
Norochchole (DEC)	60.00 - 80.00	50.00 - 80.00	200.00 - 270.00	100.00 - 130.00	70.00 - 100.00	100.00 - 150.00
Nuwara Eliya	60.00 - 70.00	80.00 - 90.00	290.00 - 300.00	150.00 - 160.00	100.00 - 110.00	150.00 - 160.00
Kandy	50.00 - 60.00	60.00 - 70.00	280.00 - 300.00	140.00 - 160.00	100.00 - 120.00	150.00 - 160.00
Hambantota	70.00 - 100.00	100.00 - 130.00	280.00 - 360.00	150.00 - 200.00	140.00 - 160.00	120.00 - 180.00
Thambuththegama (DEC)	30.00 - 50.00	40.00 - 50.00	220.00 - 250.00	120.00 - 140.00	70.00 - 100.00	120.00 - 140.00
Tissamaharama	-	-	-	-	-	-
Jaffna	-	-	-	-	-	-
Bandarawela	50.00 - 60.00	60.00 - 80.00	-	-	-	-
Veyangoda	50.00 - 70.00	70.00 - 100.00	260.00 - 300.00	150.00 - 170.00	100.00 - 120.00	140.00 - 180.00

Table 06 (Contd.)

	Long Beans	Ash Plantain	Green Chillies	Lime	Sweet Potatoe	Manioc
Colombo	150.00 - 220.00	200.00 - 250.00	350.00 - 450.00	##### - #####	70.00 - 100.00	80.00 - 120.00
Meegoda (DEC)	180.00 - 200.00	180.00 - 220.00	320.00 - 360.00	##### - #####	70.00 - 100.00	90.00 - 110.00
Moneragala	150.00 - 200.00	80.00 - 100.00	500.00 - 600.00	##### - #####	100.00 - 120.00	70.00 - 90.00
Dambulla (DEC)	140.00 - 160.00	180.00 - 200.00	280.00 - 350.00	##### - #####	60.00 - 70.00	60.00 - 70.00
Keppetipola (DEC)	160.00 - 170.00	180.00 - 190.00	400.00 - 450.00	##### - #####	100.00 - 110.00	100.00 - 120.00
Norochchole (DEC)	140.00 - 200.00	-	280.00 - 350.00	-	80.00 - 140.00	70.00 - 80.00
Nuwara Eliya	180.00 - 190.00	200.00 - 210.00	450.00 - 500.00	##### - #####	100.00 - 120.00	120.00 - 130.00
Kandy	160.00 - 180.00	180.00 - 200.00	350.00 - 400.00	##### - #####	80.00 - 100.00	90.00 - 100.00
Hambantota	200.00 - 250.00	100.00 - 150.00	500.00 - 600.00	900.00 - #####	90.00 - 150.00	90.00 - 130.00
Thambuththegama (DEC)	140.00 - 170.00	140.00 - 170.00	300.00 - 400.00	##### - #####	70.00 - 80.00	60.00 - 80.00
Tissamaharama	-	-	-	-	-	-
Jaffna	-	-	-	-	-	-
Bandarawela	-	-	400.00 - 450.00	-	80.00 - 100.00	100.00 - 120.00
Veyangoda	180.00 - 220.00	180.00 - 230.00	300.00 - 350.00	##### - #####	70.00 - 85.00	100.00 - 130.00

Locations	Leafy Vegetables (Rs/Bundle)			Coconut (Rs/Nut)	
	Mukunuwenna	Kankun	Gotukola	Large	Small
Colombo	30.00 - 40.00	30.00 - 40.00	140.00 - 150.00	95.00 - 105.00	80.00 - 90.00
Meegoda (DEC)	-	80.00 - 80.00	80.00 - 80.00	95.00 - 100.00	80.00 - 90.00
Norochchole (DEC)	50.00 - 60.00	50.00 - 60.00	120.00 - 130.00	80.00 - 90.00	65.00 - 72.00
Nuwara Eliya	-	-	-	-	-
Dambulla (DEC)	25.00 - 30.00	25.00 - 30.00	80.00 - 90.00	65.00 - 70.00	55.00 - 58.00
Kandy	35.00 - 40.00	40.00 - 45.00	180.00 - 190.00	82.00 - 85.00	65.00 - 68.00
Hambantota	45.00 - 50.00	45.00 - 50.00	60.00 - 70.00	-	-
Thambuththegama (DEC)	30.00 - 30.00	30.00 - 30.00	-	70.00 - 80.00	60.00 - 65.00
Tissamaharama	-	-	-	-	-
Jaffna	-	-	-	70.00 - 80.00	40.00 - 45.00
Bandarawela	-	-	-	-	-
Veyangoda	35.00 - 40.00	35.00 - 40.00	120.00 - 120.00	85.00 - 90.00	-

Colombo, Meegoda, Norochchole, Jaffna and Kandy - Gotukola Price Rs/Kg

Table 07 (Contd.)

LOCATIONS	Low Country Varieties											
	Ladies Fingers	Brinjal	Capsicum	Pumpkin	Cucumber	Bitter Gourd	Snake Gourd	Drumstick	Luffa	Long Beans		
Colombo	150.00 - 320.00	300.00 - 480.00	260.00 - 560.00	80.00 - 240.00	80.00 - 240.00	360.00 - 600.00	200.00 - 420.00	120.00 - 320.00	180.00 - 400.00	200.00 - 400.00		
Gampaha	240.00 - 280.00	360.00 - 480.00	320.00 - 480.00	120.00 - 160.00	160.00 - 240.00	400.00 - 520.00	280.00 - 320.00	160.00 - 320.00	280.00 - 400.00	320.00 - 400.00		
Kurunegala	220.00 - 240.00	340.00 - 400.00	360.00 - 400.00	120.00 - 140.00	140.00 - 160.00	400.00 - 460.00	280.00 - 320.00	120.00 - 160.00	240.00 - 260.00	280.00 - 320.00		
Nikaweratiya	160.00 - 200.00	320.00 - 400.00	320.00 - 480.00	120.00 - 160.00	100.00 - 160.00	320.00 - 480.00	240.00 - 240.00	240.00 - 280.00	240.00 - 320.00	240.00 - 280.00		
Dambulla	160.00 - 200.00	360.00 - 400.00	360.00 - 400.00	100.00 - 120.00	140.00 - 160.00	400.00 - 480.00	200.00 - 220.00	140.00 - 160.00	240.00 - 280.00	240.00 - 280.00		
Anuradhapura	160.00 - 200.00	320.00 - 400.00	320.00 - 400.00	120.00 - 160.00	120.00 - 160.00	320.00 - 400.00	240.00 - 280.00	160.00 - 240.00	240.00 - 360.00	280.00 - 360.00		
Thambuththegama	140.00 - 160.00	300.00 - 360.00	280.00 - 360.00	60.00 - 100.00	80.00 - 100.00	300.00 - 360.00	180.00 - 220.00	120.00 - 160.00	200.00 - 260.00	240.00 - 280.00		
Polonnaruwa	160.00 - 180.00	340.00 - 360.00	360.00 - 380.00	100.00 - 130.00	130.00 - 140.00	320.00 - 340.00	220.00 - 240.00	160.00 - 180.00	220.00 - 240.00	250.00 - 280.00		
Kaluthara	200.00 - 220.00	400.00 - 420.00	400.00 - 420.00	120.00 - 140.00	140.00 - 160.00	400.00 - 420.00	280.00 - 300.00	200.00 - 220.00	220.00 - 240.00	280.00 - 300.00		
Badulla	200.00 - 240.00	280.00 - 320.00	400.00 - 440.00	140.00 - 200.00	160.00 - 200.00	480.00 - 500.00	240.00 - 280.00	160.00 - 200.00	240.00 - 280.00	280.00 - 320.00		
Keppetipola	160.00 - 170.00	250.00 - 260.00	380.00 - 400.00	130.00 - 140.00	160.00 - 180.00	350.00 - 360.00	220.00 - 240.00	180.00 - 190.00	230.00 - 240.00	250.00 - 260.00		
Moneragala	160.00 - 200.00	300.00 - 400.00	400.00 - 440.00	80.00 - 120.00	160.00 - 240.00	480.00 - 560.00	260.00 - 320.00	160.00 - 240.00	280.00 - 320.00	200.00 - 320.00		
Kegalle	220.00 - 240.00	320.00 - 360.00	360.00 - 400.00	120.00 - 140.00	140.00 - 160.00	450.00 - 480.00	200.00 - 240.00	200.00 - 240.00	260.00 - 280.00	250.00 - 280.00		
Ampara	200.00 - 200.00	280.00 - 320.00	360.00 - 400.00	120.00 - 120.00	120.00 - 160.00	440.00 - 440.00	240.00 - 280.00	200.00 - 200.00	240.00 - 240.00	200.00 - 200.00		
Dehiattakandiya	160.00 - 240.00	300.00 - 320.00	400.00 - 420.00	100.00 - 120.00	120.00 - 150.00	320.00 - 400.00	200.00 - 250.00	160.00 - 200.00	240.00 - 300.00	240.00 - 300.00		
Nuwaraeliya	180.00 - 200.00	260.00 - 280.00	420.00 - 440.00	140.00 - 160.00	180.00 - 200.00	380.00 - 400.00	240.00 - 260.00	200.00 - 220.00	240.00 - 260.00	280.00 - 300.00		
Kandy	160.00 - 180.00	300.00 - 320.00	400.00 - 450.00	100.00 - 120.00	120.00 - 140.00	400.00 - 450.00	200.00 - 240.00	160.00 - 200.00	200.00 - 240.00	260.00 - 280.00		
Puttalam	180.00 - 220.00	320.00 - 400.00	400.00 - 520.00	150.00 - 160.00	140.00 - 200.00	400.00 - 480.00	200.00 - 240.00	120.00 - 200.00	220.00 - 280.00	200.00 - 320.00		
Rathnapura	200.00 - 220.00	360.00 - 400.00	380.00 - 420.00	160.00 - 180.00	180.00 - 190.00	400.00 - 440.00	220.00 - 240.00	200.00 - 240.00	240.00 - 260.00	260.00 - 300.00		
Hambantota	160.00 - 200.00	320.00 - 380.00	340.00 - 420.00	110.00 - 140.00	120.00 - 160.00	320.00 - 400.00	220.00 - 260.00	180.00 - 220.00	200.00 - 250.00	280.00 - 320.00		
Matara	160.00 - 200.00	320.00 - 400.00	320.00 - 400.00	100.00 - 140.00	120.00 - 160.00	400.00 - 500.00	240.00 - 280.00	180.00 - 200.00	240.00 - 280.00	240.00 - 280.00		
Galle	160.00 - 200.00	300.00 - 320.00	320.00 - 400.00	120.00 - 140.00	120.00 - 120.00	360.00 - 400.00	240.00 - 260.00	200.00 - 240.00	200.00 - 260.00	280.00 - 300.00		
Tissamaharama	-	-	-	-	-	-	-	-	-	-		
Meegoda (DEC)	180.00 - 240.00	380.00 - 480.00	400.00 - 480.00	80.00 - 160.00	160.00 - 200.00	480.00 - 520.00	320.00 - 400.00	-	240.00 - 280.00	280.00 - 400.00		
Embilipitiya	160.00 - 200.00	320.00 - 400.00	280.00 - 320.00	100.00 - 180.00	150.00 - 200.00	520.00 - 600.00	240.00 - 300.00	120.00 - 200.00	280.00 - 320.00	320.00 - 400.00		
Jaffna	140.00 - 160.00	140.00 - 170.00	280.00 - 310.00	70.00 - 80.00	120.00 - 140.00	400.00 - 460.00	120.00 - 130.00	200.00 - 220.00	-	290.00 - 310.00		
Vavuniya	200.00 - 260.00	240.00 - 260.00	280.00 - 320.00	100.00 - 140.00	200.00 - 240.00	400.00 - 480.00	200.00 - 240.00	200.00 - 240.00	200.00 - 240.00	400.00 - 440.00		
Mannar	240.00 - 280.00	320.00 - 350.00	400.00 - 450.00	100.00 - 120.00	150.00 - 180.00	400.00 - 450.00	240.00 - 280.00	140.00 - 160.00	-	250.00 - 300.00		
Killinochchi	150.00 - 170.00	230.00 - 250.00	400.00 - 440.00	120.00 - 140.00	200.00 - 220.00	600.00 - 640.00	230.00 - 250.00	200.00 - 230.00	-	380.00 - 420.00		
Mullaittivu	-	-	-	-	-	-	-	-	-	-		
Batticaloa	240.00 - 260.00	240.00 - 260.00	400.00 - 440.00	160.00 - 180.00	160.00 - 200.00	420.00 - 460.00	250.00 - 280.00	240.00 - 250.00	280.00 - 300.00	280.00 - 320.00		
Trincomalee	180.00 - 220.00	230.00 - 250.00	370.00 - 400.00	120.00 - 150.00	190.00 - 220.00	430.00 - 460.00	230.00 - 250.00	190.00 - 240.00	250.00 - 280.00	260.00 - 300.00		
Hanguranketha	120.00 150.00	290.00 320.00	330.00 380.00	80.00 100.00	120.00 130.00	350.00 380.00	180.00 200.00	140.00 170.00	200.00 240.00	200.00 240.00		
Veyangoda	160.00 - 200.00	320.00 - 380.00	400.00 - 480.00	120.00 - 120.00	120.00 - 160.00	320.00 - 400.00	240.00 - 260.00	200.00 - 240.00	240.00 - 240.00	240.00 - 320.00		
Galenbindunuwewa	160.00 - 240.00	300.00 - 340.00	320.00 - 480.00	80.00 - 120.00	140.00 - 160.00	360.00 - 400.00	200.00 - 240.00	-	160.00 - 200.00	200.00 - 240.00		
Bandarawela	160.00 - 180.00	260.00 - 280.00	360.00 - 400.00	140.00 - 160.00	160.00 - 180.00	380.00 - 400.00	200.00 - 220.00	180.00 - 200.00	200.00 - 220.00	240.00 - 260.00		
Matale	120.00 - 160.00	320.00 - 360.00	320.00 - 360.00	120.00 - 160.00	120.00 - 160.00	400.00 - 440.00	240.00 - 260.00	160.00 - 180.00	200.00 - 240.00	280.00 - 320.00		

Table 07 (Contd.)

LOCATIONS	Low Country Varieties					Leafy Vegetable			Coconut (Rs/Nut)	
	Ash Plantain	Green Chillies	Lime	Sweet Potato	Manioc	Mukunuwenna	Kankun	Gotukola	Large	Small
Colombo	220.00 - 480.00	400.00 - 900.00	1500.00 - 2000.00	110.00 - 240.00	140.00 - 260.00	50.00 - 90.00	50.00 - 90.00	90.00 - 100.00	100.00 - 120.00	90.00 - 100.00
Gampaha	280.00 - 400.00	700.00 - 800.00	1800.00 - 2000.00	180.00 - 240.00	160.00 - 200.00	60.00 - 70.00	60.00 - 70.00	30.00 - 30.00	100.00 - 120.00	70.00 - 90.00
Kurunegala	240.00 - 260.00	600.00 - 700.00	1400.00 - 1500.00	200.00 - 240.00	180.00 - 200.00	50.00 - 50.00	50.00 - 50.00	30.00 - 30.00	80.00 - 90.00	65.00 - 70.00
Nikaweratiya	200.00 - 240.00	600.00 - 700.00	1300.00 - 1300.00	160.00 - 240.00	120.00 - 140.00	40.00 - 50.00	40.00 - 50.00	60.00 - 60.00	75.00 - 80.00	70.00 - 70.00
Dambulla	280.00 - 300.00	600.00 - 700.00	1700.00 - 1800.00	160.00 - 200.00	140.00 - 180.00	50.00 - 60.00	50.00 - 60.00	40.00 - 50.00	85.00 - 100.00	70.00 - 75.00
Anuradhapura	200.00 - 280.00	500.00 - 800.00	1600.00 - 2000.00	160.00 - 240.00	200.00 - 240.00	50.00 - 60.00	50.00 - 60.00	50.00 - 60.00	80.00 - 90.00	60.00 - 70.00
Thambuththegama	220.00 - 260.00	380.00 - 500.00	1500.00 - 1500.00	140.00 - 180.00	140.00 - 160.00	40.00 - 50.00	30.00 - 40.00	-	80.00 - 90.00	65.00 - 75.00
Polonnaruwa	200.00 - 220.00	680.00 - 700.00	1900.00 - 2000.00	120.00 - 140.00	150.00 - 160.00	50.00 - 50.00	50.00 - 50.00	50.00 - 50.00	-	60.00 - 65.00
Kaluthara	280.00 - 300.00	600.00 - 700.00	1500.00 - 1600.00	220.00 - 240.00	200.00 - 230.00	60.00 - 70.00	70.00 - 80.00	90.00 - 100.00	110.00 - 120.00	90.00 - 100.00
Badulla	240.00 - 260.00	600.00 - 700.00	1500.00 - 1800.00	200.00 - 220.00	200.00 - 240.00	60.00 - 70.00	60.00 - 70.00	70.00 - 80.00	85.00 - 95.00	75.00 - 80.00
Keppetipola	250.00 - 260.00	550.00 - 600.00	1550.00 - 1600.00	150.00 - 160.00	170.00 - 180.00	30.00 - 35.00	30.00 - 35.00	25.00 - 30.00	80.00 - 85.00	65.00 - 70.00
Moneragala	140.00 - 160.00	600.00 - 700.00	1400.00 - 1600.00	160.00 - 200.00	100.00 - 120.00	50.00 - 60.00	50.00 - 60.00	50.00 - 60.00	90.00 - 100.00	70.00 - 75.00
Kegalle	220.00 - 240.00	500.00 - 550.00	1750.00 - 1800.00	180.00 - 200.00	180.00 - 200.00	70.00 - 80.00	70.00 - 80.00	50.00 - 60.00	100.00 - 110.00	85.00 - 90.00
Ampara	140.00 - 160.00	800.00 - 900.00	1200.00 - 1200.00	120.00 - 120.00	200.00 - 200.00	50.00 - 60.00	50.00 - 50.00	50.00 - 60.00	80.00 - 80.00	70.00 - 75.00
Dehiattakandiya	260.00 - 280.00	600.00 - 800.00	-	180.00 - 200.00	120.00 - 200.00	60.00 - 60.00	60.00 - 60.00	60.00 - 60.00	70.00 - 80.00	55.00 - 65.00
Nuwaraeliya	280.00 - 300.00	650.00 - 700.00	1700.00 - 1750.00	160.00 - 170.00	180.00 - 200.00	40.00 - 45.00	35.00 - 45.00	25.00 - 35.00	86.00 - 90.00	70.00 - 75.00
Kandy	300.00 - 320.00	700.00 - 750.00	1700.00 - 1800.00	140.00 - 160.00	160.00 - 180.00	40.00 - 50.00	50.00 - 60.00	35.00 - 40.00	90.00 - 100.00	68.00 - 75.00
Puttalam	240.00 - 280.00	600.00 - 700.00	1500.00 - 2000.00	160.00 - 200.00	160.00 - 200.00	60.00 - 70.00	60.00 - 70.00	40.00 - 40.00	90.00 - 95.00	70.00 - 85.00
Rathnapura	260.00 - 280.00	600.00 - 650.00	1500.00 - 1600.00	160.00 - 180.00	140.00 - 160.00	80.00 - 90.00	80.00 - 85.00	90.00 - 100.00	100.00 - 110.00	80.00 - 90.00
Hambanthota	160.00 - 200.00	600.00 - 700.00	1000.00 - 1300.00	150.00 - 200.00	150.00 - 200.00	55.00 - 60.00	50.00 - 60.00	70.00 - 80.00	90.00 - 110.00	70.00 - 80.00
Matara	160.00 - 220.00	600.00 - 700.00	1750.00 - 2000.00	160.00 - 200.00	140.00 - 180.00	60.00 - 60.00	60.00 - 60.00	85.00 - 100.00	100.00 - 120.00	75.00 - 85.00
Galle	200.00 - 240.00	500.00 - 550.00	1200.00 - 1400.00	140.00 - 180.00	180.00 - 240.00	60.00 - 70.00	60.00 - 70.00	70.00 - 80.00	110.00 - 120.00	85.00 - 95.00
Tissamaharama	-	-	-	-	-	-	-	-	-	-
Meegoda (DEC)	320.00 - 360.00	600.00 - 700.00	2000.00 - 2000.00	160.00 - 200.00	160.00 - 200.00	80.00 - 100.00	80.00 - 80.00	80.00 - 100.00	105.00 - 110.00	75.00 - 85.00
Embilipitiya	200.00 - 240.00	550.00 - 700.00	1350.00 - 1500.00	160.00 - 200.00	120.00 - 160.00	50.00 - 70.00	50.00 - 70.00	80.00 - 100.00	80.00 - 100.00	50.00 - 70.00
Jaffna	200.00 - 220.00	450.00 - 470.00	1000.00 - 1200.00	160.00 - 180.00	140.00 - 150.00	55.00 - 70.00	40.00 - 50.00	25.00 - 35.00	80.00 - 90.00	50.00 - 60.00
Vavuniya	300.00 - 360.00	600.00 - 750.00	1600.00 - 2000.00	200.00 - 220.00	240.00 - 260.00	60.00 - 65.00	65.00 - 70.00	60.00 - 65.00	70.00 - 90.00	50.00 - 70.00
Mannar	200.00 - 240.00	500.00 - 700.00	1600.00 - 1800.00	150.00 - 180.00	240.00 - 250.00	50.00 - 60.00	50.00 - 60.00	35.00 - 50.00	70.00 - 80.00	50.00 - 60.00
Killinochchi	200.00 - 230.00	680.00 - 720.00	1850.00 - 1900.00	230.00 - 250.00	200.00 - 220.00	50.00 - 60.00	40.00 - 50.00	40.00 - 45.00	80.00 - 90.00	50.00 - 60.00
Mullaittivu	-	-	-	-	-	-	-	-	-	-
Batticaloa	280.00 - 320.00	600.00 - 650.00	1700.00 - 1900.00	200.00 - 220.00	200.00 - 220.00	50.00 - 60.00	50.00 - 60.00	50.00 - 50.00	80.00 - 90.00	50.00 - 60.00
Trincomalee	280.00 320.00	650.00 700.00	1970.00 2000.00	190.00 230.00	220.00 240.00	50.00 55.00	60.00 65.00	45.00 50.00	85.00 100.00	65.00 75.00
Hanguranketha	230.00 - 280.00	500.00 - 600.00	1600.00 - 1700.00	120.00 - 150.00	120.00 - 150.00	40.00 - 50.00	40.00 - 50.00	35.00 - 40.00	80.00 - 98.00	60.00 - 70.00
Veyangoda	240.00 - 280.00	600.00 - 700.00	1600.00 - 1800.00	160.00 - 240.00	160.00 - 200.00	60.00 - 70.00	60.00 - 70.00	30.00 - 30.00	100.00 - 120.00	70.00 - 80.00
Galenbindunuwewa	120.00 - 140.00	500.00 - 800.00	-	140.00 - 160.00	120.00 - 140.00	50.00 - 60.00	50.00 - 60.00	50.00 - 60.00	70.00 - 80.00	60.00 - 65.00
Bandarawela	220.00 - 240.00	550.00 - 600.00	1500.00 - 1600.00	180.00 - 200.00	220.00 - 240.00	50.00 - 60.00	50.00 - 60.00	50.00 - 60.00	95.00 - 100.00	75.00 - 80.00
Matale	280.00 - 320.00	700.00 - 800.00	1700.00 - 1800.00	160.00 - 200.00	160.00 - 200.00	30.00 - 40.00	40.00 - 50.00	40.00 - 50.00	80.00 - 85.00	70.00 - 75.00

Table 08: Selected Markets: Retail Price of Fruits (Rs/each & Rs/Kg)

Week 41: 06 - 12 October 2023

19

LOCATIONS	Banana					Pineapple			Mango	
	Ambul (Rs/Kg)	Kolikuttu (Rs/Kg)	Seeni (Rs/Kg)	Anamalu	Ambun	Large	Medium	Small	Betti	Karthakolomban
Colombo	150.00 - 280.00	450.00 - 700.00	150.00 - 260.00	31.00 - 47.00	41.00 - 58.00	580.00 - 800.00	450.00 - 680.00	400.00 - 600.00	-	200.00 - 330.00
Gampaha	200.00 - 230.00	500.00 - 550.00	180.00 - 200.00	25.00 - 33.00	31.00 - 44.00	800.00 - 800.00	500.00 - 600.00	300.00 - 400.00	-	-
Kurunegala	180.00 - 250.00	580.00 - 600.00	160.00 - 200.00	20.00 - 25.00	38.00 - 45.00	700.00 - 760.00	500.00 - 600.00	350.00 - 360.00	80.00 - 100.00	150.00 - 180.00
Nikaweratiya	180.00 - 250.00	450.00 - 550.00	160.00 - 220.00	-	40.00 - 45.00	850.00 - 1000.00	700.00 - 800.00	550.00 - 650.00	-	-
Dambulla	240.00 - 260.00	500.00 - 560.00	160.00 - 200.00	-	40.00 - 46.00	1200.00 - 1250.00	800.00 - 850.00	380.00 - 400.00	40.00 - 50.00	260.00 - 280.00
Anuradhapura	200.00 - 260.00	550.00 - 650.00	180.00 - 200.00	28.00 - 34.00	40.00 - 45.00	900.00 - 1050.00	780.00 - 850.00	600.00 - 720.00	-	-
Thambuththegama	230.00 - 280.00	500.00 - 550.00	180.00 - 220.00	-	50.00 - 56.00	990.00 - 1170.00	825.00 - 975.00	660.00 - 780.00	-	-
Polonnaruwa	230.00 - 250.00	400.00 - 470.00	150.00 - 180.00	-	30.00 - 31.00	750.00 - 800.00	600.00 - 650.00	500.00 - 550.00	-	-
Kaluthara	260.00 - 280.00	660.00 - 680.00	200.00 - 220.00	32.00 - 34.00	40.00 - 42.00	640.00 - 660.00	560.00 - 580.00	-	-	-
Badulla	180.00 - 200.00	450.00 - 500.00	150.00 - 180.00	22.00 - 23.00	32.00 - 34.00	800.00 - 860.00	700.00 - 750.00	400.00 - 460.00	-	-
Keppetipola	180.00 - 200.00	500.00 - 560.00	150.00 - 160.00	22.00 - 26.00	40.00 - 46.00	-	700.00 - 760.00	500.00 - 550.00	-	270.00 - 280.00
Moneragala	150.00 - 170.00	400.00 - 450.00	100.00 - 120.00	18.00 - 20.00	23.00 - 25.00	900.00 - 980.00	-	-	-	100.00 - 130.00
Kegalle	160.00 - 180.00	540.00 - 560.00	160.00 - 180.00	20.00 - 25.00	20.00 - 30.00	950.00 - 1050.00	650.00 - 800.00	300.00 - 500.00	-	100.00 - 110.00
Ampara	180.00 - 230.00	420.00 - 500.00	120.00 - 160.00	22.00 - 30.00	28.00 - 38.00	-	-	700.00 - 750.00	-	-
Dehiattakandiya	230.00 - 250.00	-	150.00 - 180.00	-	40.00 - 50.00	600.00 - 750.00	480.00 - 560.00	300.00 - 400.00	-	-
Nuwareliya	220.00 - 240.00	540.00 - 580.00	160.00 - 180.00	30.00 - 34.00	47.00 - 50.00	-	740.00 - 780.00	540.00 - 560.00	-	260.00 - 280.00
Kandy	230.00 - 250.00	550.00 - 600.00	180.00 - 200.00	25.00 - 30.00	40.00 - 45.00	800.00 - 900.00	600.00 - 650.00	400.00 - 450.00	-	250.00 - 280.00
Puttalam	150.00 - 180.00	400.00 - 480.00	150.00 - 180.00	18.00 - 22.00	-	850.00 - 950.00	600.00 - 700.00	-	-	-
Rathnapura	200.00 - 220.00	400.00 - 440.00	200.00 - 220.00	-	-	700.00 - 800.00	400.00 - 450.00	-	-	100.00 - 120.00
Hambantota	180.00 - 200.00	450.00 - 550.00	160.00 - 200.00	23.00 - 25.00	26.00 - 30.00	950.00 - 1100.00	850.00 - 900.00	550.00 - 600.00	-	120.00 - 150.00
Matara	200.00 - 220.00	560.00 - 600.00	160.00 - 180.00	22.00 - 25.00	32.00 - 34.00	900.00 - 975.00	820.00 - 880.00	450.00 - 500.00	80.00 - 90.00	120.00 - 150.00
Galle	220.00 - 260.00	550.00 - 650.00	200.00 - 240.00	34.00 - 36.00	36.00 - 40.00	-	750.00 - 780.00	630.00 - 680.00	100.00 - 100.00	-
Tissamaharama	-	-	-	-	-	-	-	-	-	-
Meegoda (DEC)	200.00 - 200.00	480.00 - 520.00	220.00 - 220.00	40.00 - 40.00	40.00 - 40.00	850.00 - 1020.00	650.00 - 780.00	500.00 - 600.00	-	150.00 - 175.00
Embilipitiya	120.00 - 150.00	400.00 - 450.00	140.00 - 160.00	25.00 - 30.00	30.00 - 40.00	800.00 - 900.00	700.00 - 750.00	550.00 - 650.00	50.00 - 70.00	100.00 - 140.00
Jaffna	100.00 - 120.00	300.00 - 340.00	140.00 - 160.00	32.00 - 34.00	32.00 - 34.00	1000.00 - 1150.00	650.00 - 800.00	480.00 - 600.00	-	200.00 - 220.00
Vavuniya	200.00 - 240.00	400.00 - 450.00	180.00 - 200.00	-	40.00 - 44.00	800.00 - 900.00	600.00 - 680.00	480.00 - 500.00	-	240.00 - 250.00
Mannar	160.00 - 200.00	400.00 - 450.00	140.00 - 160.00	24.00 - 30.00	-	720.00 - 750.00	620.00 - 650.00	520.00 - 550.00	-	150.00 - 180.00
Killinochchi	200.00 - 220.00	400.00 - 440.00	180.00 - 200.00	34.00 - 36.00	34.00 - 36.00	740.00 - 780.00	580.00 - 620.00	480.00 - 520.00	-	240.00 - 260.00
Mullaittivu	-	-	-	-	-	-	-	-	-	-
Batticaloa	180.00 - 220.00	480.00 - 500.00	150.00 - 160.00	30.00 - 35.00	-	680.00 - 700.00	570.00 - 600.00	440.00 - 460.00	-	180.00 - 200.00
Trincomalee	230.00 - 250.00	420.00 - 450.00	180.00 - 200.00	-	-	720.00 - 750.00	540.00 - 570.00	320.00 - 360.00	-	106.00 - 120.00
Veyangoda	200.00 - 250.00	500.00 - 600.00	200.00 - 250.00	20.00 - 25.00	31.00 - 44.00	900.00 - 930.00	600.00 - 700.00	450.00 - 500.00	-	160.00 - 240.00
Galenbindunuwewa	200.00 - 220.00	400.00 - 450.00	130.00 - 140.00	28.00 - 30.00	35.00 - 40.00	900.00 - 950.00	800.00 - 850.00	650.00 - 750.00	-	-
Bandarawela	220.00 - 240.00	460.00 - 500.00	160.00 - 180.00	22.00 - 24.00	30.00 - 32.00	-	700.00 - 750.00	450.00 - 500.00	-	-
Matale	180.00 - 200.00	500.00 - 550.00	180.00 - 200.00	25.00 - 28.00	38.00 - 40.00	800.00 - 850.00	650.00 - 700.00	380.00 - 450.00	-	-

Table 08 (Contd.)

LOCATIONS	Mango				Other Fruits							
	Vilad		Kohu		Papaw (Rs/Kg)	Passion	Wood Apple	Orange	Avocado	Slime Apple	Grapes (Rs/Kg)	King Coconut
Colombo	80.00 - 150.00	-	-	-	100.00 - 220.00	60.00 - 100.00	25.00 - 80.00	75.00 - 160.00	60.00 - 150.00	65.00 - 160.00	1500.00 - 3500.00	120.00 - 150.00
Gampaha	120.00 - 120.00	-	-	-	130.00 - 160.00	30.00 - 50.00	40.00 - 60.00	130.00 - 140.00	100.00 - 120.00	-	2300.00 - 2800.00	120.00 - 120.00
Kurunegala	70.00 - 80.00	50.00 - 50.00	-	-	100.00 - 100.00	50.00 - 60.00	50.00 - 60.00	80.00 - 100.00	80.00 - 100.00	120.00 - 140.00	1800.00 - 2000.00	100.00 - 130.00
Nikaweratiya	50.00 - 70.00	-	-	-	100.00 - 140.00	20.00 - 30.00	30.00 - 40.00	80.00 - 100.00	80.00 - 120.00	50.00 - 80.00	2500.00 - 2500.00	100.00 - 100.00
Dambulla	50.00 - 60.00	35.00 - 45.00	-	-	120.00 - 150.00	25.00 - 30.00	40.00 - 50.00	100.00 - 120.00	120.00 - 140.00	100.00 - 120.00	2600.00 - 2700.00	100.00 - 120.00
Anuradhapura	60.00 - 80.00	-	-	-	100.00 - 120.00	-	25.00 - 40.00	80.00 - 100.00	70.00 - 100.00	70.00 - 100.00	2500.00 - 3000.00	140.00 - 160.00
Thambuththegama	40.00 - 45.00	-	-	-	60.00 - 120.00	-	40.00 - 50.00	60.00 - 80.00	70.00 - 100.00	120.00 - 140.00	2000.00 - 2200.00	80.00 - 100.00
Polonnaruwa	80.00 - 100.00	-	-	-	150.00 - 180.00	60.00 - 80.00	50.00 - 60.00	-	70.00 - 90.00	50.00 - 60.00	3000.00 - 3000.00	120.00 - 130.00
Kaluthara	140.00 - 160.00	-	-	-	160.00 - 180.00	60.00 - 70.00	40.00 - 55.00	80.00 - 100.00	100.00 - 120.00	120.00 - 140.00	2300.00 - 2400.00	140.00 - 150.00
Badulla	70.00 - 80.00	25.00 - 35.00	-	-	120.00 - 140.00	30.00 - 40.00	30.00 - 35.00	70.00 - 80.00	40.00 - 50.00	45.00 - 70.00	2300.00 - 2500.00	120.00 - 140.00
Keppetipola	65.00 - 70.00	30.00 - 35.00	-	-	120.00 - 140.00	24.00 - 30.00	25.00 - 30.00	75.00 - 80.00	90.00 - 100.00	50.00 - 60.00	1500.00 - 1800.00	120.00 - 130.00
Moneragala	40.00 - 60.00	40.00 - 50.00	-	-	120.00 - 140.00	28.00 - 30.00	30.00 - 40.00	80.00 - 100.00	80.00 - 90.00	70.00 - 90.00	2400.00 - 2700.00	100.00 - 120.00
Kegalle	30.00 - 40.00	20.00 - 25.00	-	-	100.00 - 130.00	20.00 - 25.00	30.00 - 50.00	80.00 - 100.00	70.00 - 90.00	80.00 - 130.00	2000.00 - 2100.00	100.00 - 130.00
Ampara	50.00 - 50.00	-	-	-	180.00 - 180.00	-	25.00 - 30.00	50.00 - 60.00	60.00 - 60.00	-	2000.00 - 2000.00	100.00 - 140.00
Dehiattakandiya	60.00 - 80.00	-	-	-	130.00 - 160.00	-	30.00 - 40.00	100.00 - 100.00	80.00 - 130.00	60.00 - 80.00	2500.00 - 3000.00	100.00 - 130.00
Nuwaraeliya	65.00 - 75.00	-	-	-	120.00 - 140.00	48.00 - 55.00	30.00 - 36.00	60.00 - 75.00	90.00 - 120.00	50.00 - 60.00	1500.00 - 2200.00	120.00 - 140.00
Kandy	80.00 - 90.00	-	-	-	120.00 - 140.00	40.00 - 50.00	25.00 - 40.00	80.00 - 90.00	70.00 - 100.00	40.00 - 50.00	2000.00 - 2500.00	120.00 - 130.00
Puttalam	-	-	-	-	100.00 - 150.00	-	-	70.00 - 90.00	80.00 - 120.00	-	-	100.00 - 120.00
Hambantota	-	-	-	-	80.00 - 120.00	-	20.00 - 25.00	100.00 - 120.00	40.00 - 60.00	20.00 - 30.00	2000.00 - 2100.00	100.00 - 110.00
Rathnapura	50.00 - 60.00	-	-	-	180.00 - 200.00	-	70.00 - 80.00	80.00 - 100.00	50.00 - 60.00	60.00 - 90.00	2250.00 - 2500.00	100.00 - 150.00
Matara	80.00 - 90.00	-	-	-	110.00 - 120.00	55.00 - 58.00	20.00 - 25.00	100.00 - 120.00	40.00 - 50.00	45.00 - 55.00	2000.00 - 2100.00	130.00 - 150.00
Galle	90.00 - 120.00	-	-	-	180.00 - 200.00	65.00 - 70.00	30.00 - 35.00	120.00 - 140.00	70.00 - 85.00	85.00 - 100.00	2000.00 - 2500.00	100.00 - 120.00
Tissamaharama	-	-	-	-	-	-	-	-	-	-	-	-
Meegoda (DEC)	40.00 - 50.00	-	-	-	110.00 - 120.00	-	20.00 - 25.00	-	80.00 - 85.00	40.00 - 50.00	2000.00 - 2000.00	100.00 - 120.00
Embilipitiya	50.00 - 70.00	25.00 - 40.00	-	-	100.00 - 130.00	40.00 - 60.00	50.00 - 80.00	100.00 - 120.00	80.00 - 120.00	20.00 - 30.00	1800.00 - 2200.00	120.00 - 130.00
Jaffna	50.00 - 70.00	-	-	-	45.00 - 50.00	30.00 - 40.00	40.00 - 50.00	50.00 - 65.00	-	-	2000.00 - 2200.00	150.00 - 160.00
Vavuniya	40.00 - 50.00	-	-	-	140.00 - 160.00	70.00 - 80.00	25.00 - 30.00	50.00 - 60.00	60.00 - 80.00	-	2450.00 - 2600.00	120.00 - 160.00
Mannar	80.00 - 90.00	-	-	-	120.00 - 140.00	50.00 - 60.00	20.00 - 22.00	100.00 - 150.00	80.00 - 90.00	100.00 - 150.00	2100.00 - 2500.00	100.00 - 140.00
Killinochchi	40.00 - 50.00	-	-	-	100.00 - 120.00	50.00 - 60.00	20.00 - 30.00	50.00 - 60.00	60.00 - 80.00	-	2400.00 - 2500.00	150.00 - 160.00
Mullaittivu	-	-	-	-	-	-	-	-	-	-	-	-
Batticaloa	-	-	-	-	150.00 - 160.00	65.00 - 70.00	25.00 - 30.00	65.00 - 70.00	100.00 - 110.00	-	2300.00 - 2400.00	130.00 - 140.00
Trincomalee	62.00 - 70.00	56.00 - 62.00	-	-	130.00 - 150.00	45.00 - 48.00	31.00 - 35.00	60.00 - 65.00	75.00 - 80.00	-	2450.00 - 2550.00	135.00 - 145.00
Veyangoda	-	-	-	-	150.00 - 180.00	50.00 - 50.00	40.00 - 60.00	80.00 - 100.00	63.00 - 90.00	100.00 - 120.00	2000.00 - 2500.00	100.00 - 150.00
Galenbindunuwewa	50.00 - 60.00	-	-	-	80.00 - 120.00	-	30.00 - 40.00	-	70.00 - 100.00	-	2500.00 - 2800.00	120.00 - 130.00
Bandarawela	70.00 - 80.00	-	-	-	120.00 - 140.00	40.00 - 45.00	40.00 - 45.00	80.00 - 100.00	40.00 - 45.00	60.00 - 80.00	2400.00 - 2500.00	120.00 - 140.00
Matale	50.00 - 65.00	35.00 - 40.00	-	-	100.00 - 120.00	30.00 - 38.00	25.00 - 35.00	70.00 - 80.00	70.00 - 80.00	70.00 - 80.00	2000.00 - 2200.00	120.00 - 130.00

Table 09: Selected Markets: Wholesale Price of Fresh Fish & Eggs (Rs/Kg & Rs/Egg)

Week 41: 06 - 12 October 2023

Locations	Sea Fish					
	Salaya	Hurulla	Balaya	Kelawalla	Thora	Paraw
Colombo	200.00 – 350.00	360.00 – 600.00	650.00 – 850.00	1100.00 – 1450.00	1800.00 – 2500.00	1350.00 – 1500.00
Kandy	360.00 – 400.00	500.00 – 520.00	800.00 – 950.00	1400.00 – 1500.00	2200.00 – 2300.00	1250.00 – 1350.00
Kaluthara	460.00 – 480.00	360.00 – 380.00	680.00 – 740.00	1260.00 – 1280.00	-	1300.00 – 1400.00
Puttalam	350.00 – 420.00	500.00 – 600.00	600.00 – 650.00	850.00 – 1100.00	-	900.00 – 1000.00
Matara	350.00 – 400.00	500.00 – 550.00	900.00 – 960.00	1700.00 – 1800.00	-	1300.00 – 1400.00
Hambantota	300.00 – 350.00	500.00 – 550.00	900.00 – 950.00	1200.00 – 1400.00	-	-
Galle	-	-	600.00 – 700.00	900.00 – 1100.00	-	800.00 – 850.00
Batticaloa	150.00 – 200.00	200.00 – 250.00	700.00 – 800.00	1100.00 – 1200.00	1500.00 – 1600.00	1200.00 – 1300.00
Trincomalee	280.00 – 310.00	340.00 – 390.00	1120.00 – 1200.00	1600.00 – 1700.00	2100.00 – 2200.00	1340.00 – 1400.00
Mannar	200.00 – 250.00	-	-	-	-	1000.00 – 1100.00

Locations	Sea Fish				Eggs	
	Mora	Shrimps	Thalapath	Teppeli	Brown	White
Colombo	980.00 – 1050.00	1900.00 – 2150.00	1600.00 – 2350.00	-	48.00 – 49.00	47.00 – 47.50
Kandy	1150.00 – 1200.00	1700.00 – 1750.00	2000.00 – 2100.00	-	47.00 – 48.00	46.00 – 47.00
Kaluthara	-	-	1900.00 – 2000.00	-	-	-
Puttalam	-	1000.00 – 1200.00	-	-	45.00 – 47.00	44.00 – 45.50
Matara	-	1600.00 – 1700.00	-	-	46.00 – 48.00	44.00 – 46.00
Hambantota	-	1400.00 – 1500.00	-	-	-	45.00 – 46.00
Galle	-	-	-	-	-	45.00 – 47.00
Batticaloa	1000.00 – 1100.00	1150.00 – 1300.00	1500.00 – 1600.00	-	49.00 – 50.00	49.00 – 50.00
Trincomalee	1480.00 – 1550.00	1100.00 – 1200.00	-	-	48.00 – 50.00	48.00 – 50.00
Mannar	-	1000.00 – 1100.00	-	-	49.50 – 50.00	47.50 – 48.00

Table 10: Selected Markets: Wholesale Price of Dried Fish (Rs/50Kg)

Week 41: 06 - 12 October 2023

Locations	Local Dried Fish					
	Sprats	Kattawa	Thora	Mora	Balaya	Anguluwa
Colombo	55000 – 60000	-	-	90000 – 95000	50000 – 62500	-
Kandy	65000 – 70000	-	-	88000 – 90000	50000 – 55000	-
Batticaloa	55000 – 58500	92000 – 95000	-	-	52500 – 55000	62500 – 65000
Trincomalee	48500 – 49000	-	-	-	52500 – 54000	57500 – 59000
Mannar	52500 – 55000	85000 – 87500	-	80000 – 85000	50000 – 52500	32500 – 35000

Locations	Local Dried Fish			Imported Dried Fish		
	Maduwa	Koduwa	Salaya	Sprats	Kattawa	Thora
Colombo	70000 – 75000	-	16000 – 22000	44000 – 50000	65000 – 70000	-
Kandy	67000 – 68000	-	25000 – 28000	45000 – 50000	75000 – 77500	-
Batticaloa	47500 – 52500	-	37500 – 40000	-	-	-
Trincomalee	50000 – 54000	-	27500 – 29000	42000 – 43000	95000 – 96500	-
Mannar	62500 – 65000	50000 – 55000	37500 – 40000	49000 – 50000	-	-

Locations	Imported Dried Fish					
	Mora	Balaya	Anguluwa	Maduwa	Koduwa	Salaya
Colombo	-	-	77500 – 85000	-	-	-
Kandy	-	-	-	-	-	-
Batticaloa	-	-	-	-	-	-
Trincomalee	-	-	-	-	-	-
Mannar	-	-	-	-	-	-

Table 11: Selected Markets: Retail Price of Fresh Fish & Eggs (Rs/Kg & Rs/Eggs)

Week 41: 06 - 12 October 2023

LOCATIONS	Sea Fish										Eggs								
	Salaya		Hurulla		Balaya		Kelawalla		Thora		Paraw		Mora		Thalapath		Brown		White
Colombo	500.00 - 700.00	600.00 - 900.00	1000.00 - 1600.00	1800.00 - 2800.00	2400.00 - 3200.00	1600.00 - 2000.00	1400.00 - 2000.00	2600.00 - 3200.00	49.00 - 49.50	48.00 - 48.00									
Gampaha	600.00 - 600.00	700.00 - 700.00	-	2600.00 - 2600.00	-	2800.00 - 2800.00	-	2800.00 - 2800.00	52.00 - 52.00	48.00 - 50.00									
Kurunegala	600.00 - 620.00	700.00 - 800.00	1400.00 - 1400.00	2100.00 - 2200.00	-	-	1800.00 - 2000.00	2500.00 - 2600.00	48.00 - 48.00	42.00 - 46.00									
Nikaweratiya	700.00 - 700.00	700.00 - 800.00	900.00 - 1000.00	2200.00 - 2200.00	2800.00 - 2800.00	1600.00 - 2200.00	-	2600.00 - 2600.00	50.00 - 55.00	48.00 - 50.00									
Dambulla	400.00 - 440.00	500.00 - 700.00	860.00 - 900.00	2000.00 - 2200.00	-	1800.00 - 2000.00	1800.00 - 1900.00	2400.00 - 2500.00	50.00 - 50.00	48.00 - 49.00									
Anuradhapura	480.00 - 500.00	660.00 - 700.00	800.00 - 900.00	2200.00 - 2400.00	-	1700.00 - 1800.00	-	2500.00 - 2600.00	-	48.00 - 50.00									
Thambuththegama	-	600.00 - 800.00	1000.00 - 1000.00	-	2200.00 - 2200.00	-	1800.00 - 1800.00	-	-	35.00 - 50.00									
Polonnaruwa	400.00 - 450.00	700.00 - 800.00	1600.00 - 1700.00	1950.00 - 2000.00	2800.00 - 2800.00	1550.00 - 1600.00	1700.00 - 1800.00	-	-	46.00 - 47.00									
Kaluthara	540.00 - 560.00	540.00 - 560.00	900.00 - 940.00	1950.00 - 2000.00	-	2250.00 - 2350.00	-	2480.00 - 2500.00	-	47.00 - 48.00									
Badulla	480.00 - 500.00	600.00 - 700.00	1300.00 - 1400.00	1800.00 - 2000.00	-	1700.00 - 1800.00	1700.00 - 1800.00	2400.00 - 2500.00	50.00 - 50.00	48.00 - 50.00									
Keppetipola	540.00 - 560.00	800.00 - 850.00	1400.00 - 1500.00	1900.00 - 2000.00	-	1600.00 - 1700.00	1700.00 - 1800.00	2500.00 - 2600.00	53.00 - 55.00	50.00 - 53.00									
Moneragala	450.00 - 500.00	700.00 - 750.00	1000.00 - 1100.00	2400.00 - 2600.00	2500.00 - 2600.00	1500.00 - 1600.00	1900.00 - 2000.00	2800.00 - 3000.00	49.00 - 50.00	48.00 - 50.00									
Kegalle	600.00 - 650.00	700.00 - 800.00	1600.00 - 1750.00	2300.00 - 2500.00	-	1300.00 - 1400.00	1900.00 - 2000.00	2700.00 - 2900.00	52.00 - 54.00	48.00 - 49.00									
Ampara	400.00 - 500.00	500.00 - 600.00	-	-	-	-	-	-	48.00 - 48.00	46.00 - 52.00									
Dehiattakandiya	-	500.00 - 600.00	-	-	-	1400.00 - 1400.00	1400.00 - 1400.00	-	46.00 - 50.00	45.00 - 50.00									
Nuwaraeliya	500.00 - 540.00	850.00 - 860.00	1400.00 - 1500.00	2300.00 - 2400.00	2900.00 - 3000.00	1700.00 - 1800.00	1600.00 - 1700.00	2700.00 - 2800.00	52.00 - 54.00	50.00 - 52.00									
Kandy	520.00 - 560.00	680.00 - 700.00	1200.00 - 1300.00	2100.00 - 2200.00	2800.00 - 3000.00	1500.00 - 1600.00	1650.00 - 1700.00	2350.00 - 2400.00	48.00 - 49.00	47.00 - 48.00									
Puttalam	400.00 - 500.00	600.00 - 700.00	700.00 - 750.00	1000.00 - 1200.00	-	1000.00 - 1200.00	-	-	46.00 - 48.00	45.00 - 47.00									
Hambantota	500.00 - 600.00	750.00 - 800.00	1200.00 - 1400.00	2100.00 - 2200.00	-	-	-	-	-	46.00 - 48.00									
Rathnapura	560.00 - 620.00	720.00 - 800.00	1250.00 - 1300.00	2260.00 - 2400.00	3600.00 - 3760.00	1520.00 - 1620.00	1720.00 - 1800.00	2500.00 - 2600.00	48.00 - 49.00	46.00 - 47.00									
Matara	500.00 - 600.00	700.00 - 800.00	1400.00 - 1450.00	2200.00 - 2400.00	-	1800.00 - 2000.00	-	-	47.00 - 50.00	45.00 - 48.00									
Galle	400.00 - 500.00	600.00 - 700.00	900.00 - 1100.00	2000.00 - 2200.00	2000.00 - 2200.00	1800.00 - 2000.00	1800.00 - 2000.00	2400.00 - 2400.00	-	46.00 - 50.00									
Tissamaharama	-	-	-	-	-	-	-	-	-	-									
Meegoda	400.00 - 500.00	700.00 - 700.00	-	-	-	-	-	-	48.00 - 49.00	43.00 - 47.00									
Embilipitiya	500.00 - 550.00	600.00 - 700.00	1350.00 - 1500.00	2000.00 - 2200.00	-	1700.00 - 1800.00	-	2400.00 - 2500.00	48.00 - 50.00	47.00 - 49.00									
Jaffna	600.00 - 680.00	580.00 - 620.00	840.00 - 900.00	-	-	1800.00 - 1900.00	-	-	48.00 - 50.00	47.00 - 49.00									
Vavuniya	600.00 - 700.00	1000.00 - 1150.00	1200.00 - 1300.00	2400.00 - 2550.00	2600.00 - 3000.00	1700.00 - 1800.00	-	2400.00 - 2500.00	50.00 - 52.00	49.00 - 52.00									
Mannar	400.00 - 500.00	-	800.00 - 1000.00	-	-	1200.00 - 1400.00	2200.00 - 2500.00	-	51.00 - 52.00	49.00 - 50.00									
Killinochchi	500.00 - 550.00	-	800.00 - 850.00	-	-	1400.00 - 1500.00	2800.00 - 3000.00	-	50.00 - 51.00	49.00 - 50.00									
Mullaittivu	-	-	-	-	-	-	-	-	-	-									
Batticaloa	350.00 - 400.00	400.00 - 500.00	1500.00 - 1600.00	1900.00 - 2000.00	2400.00 - 2500.00	2000.00 - 2100.00	2000.00 - 2100.00	2300.00 - 2400.00	51.00 - 52.00	51.00 - 52.00									
Trincomalee	400.00 - 440.00	500.00 - 540.00	1330.00 - 1350.00	2280.00 - 2350.00	2450.00 - 2480.00	1600.00 - 1700.00	1800.00 - 1850.00	-	52.00 - 55.00	50.00 - 52.00									
Veyangoda	600.00 - 600.00	800.00 - 800.00	-	2000.00 - 2000.00	2400.00 - 2400.00	-	-	2400.00 - 2400.00	47.00 - 50.00	46.00 - 50.00									
Galenbindunuwewa	400.00 - 400.00	600.00 - 600.00	700.00 - 700.00	2400.00 - 2400.00	2600.00 - 2600.00	2400.00 - 2400.00	1800.00 - 1800.00	2800.00 - 2800.00	-	50.00 - 50.00									
Bandarawela	460.00 - 500.00	680.00 - 700.00	1000.00 - 1100.00	2000.00 - 2200.00	-	1500.00 - 1600.00	1600.00 - 1800.00	2300.00 - 2500.00	50.00 - 52.00	48.00 - 50.00									
Matale	400.00 - 500.00	600.00 - 760.00	1400.00 - 1500.00	2000.00 - 2200.00	2400.00 - 2500.00	1600.00 - 1700.00	1500.00 - 1600.00	2200.00 - 2400.00	49.00 - 50.00	48.00 - 49.00									

Table 12: Selected Markets: Retail Price of Dried Fish (Rs/Kg)

Week 41: 06 - 12 October 2023

LOCATIONS	Dried Fish													
	Sprats-Imported		Kattawa		Thora		Mora		Balaya		Anguluwa		Salaya	
Colombo	1000.00	1300.00	1700.00	2800.00	-	-	2000.00	2600.00	1600.00	2300.00	2000.00	2600.00	900.00	1200.00
Gampaha	1200.00	1200.00	1800.00	2000.00	3200.00	3400.00	2200.00	2200.00	1600.00	1600.00	2000.00	2000.00	800.00	800.00
Kurunegala	1200.00	1200.00	2000.00	2000.00	3200.00	3400.00	2200.00	2300.00	1400.00	1600.00	1800.00	2000.00	800.00	800.00
Nikaweratiya	1000.00	1320.00	2000.00	2000.00	-	-	2200.00	2200.00	1000.00	1200.00	2200.00	2200.00	800.00	1000.00
Dambulla	1300.00	1400.00	2200.00	2300.00	-	-	2200.00	2300.00	-	-	1900.00	2200.00	-	-
Anuradhapura	1200.00	1400.00	2000.00	2800.00	-	-	2000.00	2400.00	1200.00	1600.00	1800.00	2400.00	800.00	1200.00
Thambuththegama	1000.00	1200.00	1800.00	1800.00	-	-	2200.00	2400.00	1000.00	1200.00	1800.00	1800.00	800.00	800.00
Polonnaruwa	1200.00	1300.00	1800.00	1900.00	-	-	2200.00	2300.00	1300.00	1400.00	-	-	1100.00	1200.00
Kaluthara	1400.00	1500.00	2000.00	2200.00	-	-	2200.00	2300.00	1700.00	1800.00	1900.00	2000.00	1000.00	1100.00
Badulla	1200.00	1300.00	2400.00	2600.00	-	-	2200.00	2300.00	1400.00	1600.00	-	-	900.00	1100.00
Keppetipola	1250.00	1280.00	2450.00	2500.00	-	-	2350.00	2360.00	1560.00	1580.00	2350.00	2360.00	1150.00	1200.00
Moneragala	1200.00	1400.00	2200.00	2400.00	-	-	2200.00	2400.00	1400.00	1600.00	2000.00	2400.00	1000.00	1200.00
Kegalle	1000.00	1120.00	2000.00	2150.00	-	-	2000.00	2100.00	1000.00	1300.00	-	-	-	-
Ampara	1100.00	1200.00	1850.00	2600.00	-	-	2200.00	2300.00	1200.00	1600.00	1950.00	1950.00	-	-
Dehiattakandiya	1200.00	1200.00	2400.00	2400.00	-	-	2200.00	2200.00	1600.00	1600.00	-	-	-	-
Nuwaraeliya	1150.00	1300.00	2350.00	2380.00	-	-	2180.00	2250.00	1650.00	1680.00	2260.00	2300.00	1100.00	1180.00
Kandy	1100.00	1300.00	2400.00	2500.00	-	-	2200.00	2400.00	1500.00	1700.00	1900.00	2000.00	900.00	1000.00
Puttalam	1000.00	1200.00	2000.00	2400.00	-	-	2000.00	2400.00	1000.00	1400.00	900.00	1400.00	600.00	800.00
Hambantota	1200.00	1250.00	2200.00	2400.00	-	-	-	-	1400.00	1500.00	2200.00	2300.00	-	-
Rathnapura	1120.00	1240.00	2000.00	2200.00	-	-	2120.00	2300.00	1200.00	1240.00	2120.00	2200.00	-	-
Matara	1200.00	1250.00	2000.00	2200.00	-	-	2000.00	2100.00	1500.00	1600.00	2000.00	2250.00	-	-
Galle	1200.00	1600.00	2000.00	2200.00	-	-	1800.00	2200.00	1200.00	1400.00	2200.00	2500.00	600.00	700.00
Tissamaharama	-	-	-	-	-	-	-	-	-	-	-	-	-	-
Meegoda	1200.00	1400.00	1800.00	1800.00	-	-	2200.00	2200.00	1200.00	1500.00	2000.00	2000.00	720.00	800.00
Embilipitiya	1100.00	1350.00	2100.00	2300.00	-	-	2200.00	2300.00	1250.00	1600.00	2200.00	2350.00	-	-
Jaffna	900.00	1000.00	2100.00	2300.00	2900.00	3500.00	2300.00	2500.00	1300.00	1600.00	1200.00	1300.00	-	-
Vavuniya	-	-	1800.00	1900.00	-	-	2300.00	2400.00	1200.00	1300.00	1000.00	1150.00	600.00	650.00
Mannar	1150.00	1300.00	1800.00	2100.00	-	-	1800.00	2000.00	1100.00	1300.00	800.00	900.00	900.00	1000.00
Killinochchi	1100.00	1200.00	2400.00	2500.00	-	-	2800.00	3000.00	1800.00	2000.00	1200.00	1300.00	900.00	1000.00
Mullaittivu	-	-	-	-	-	-	-	-	-	-	-	-	-	-
Batticaloa	1250.00	1400.00	2000.00	2100.00	-	-	-	-	1200.00	1300.00	1400.00	1500.00	900.00	1000.00
Trincomalee	1100.00	1180.00	2050.00	2150.00	-	-	-	-	1250.00	1300.00	1350.00	1400.00	700.00	750.00
Veyangoda	1000.00	1400.00	1800.00	2200.00	-	-	2000.00	2400.00	1200.00	1600.00	1400.00	2000.00	600.00	1000.00
Galenbindunuwewa	1200.00	1400.00	2200.00	2400.00	-	-	2000.00	2200.00	1400.00	1600.00	1400.00	2000.00	800.00	1000.00
Bandarawela	1200.00	1300.00	2200.00	2400.00	-	-	2000.00	2200.00	1300.00	1400.00	-	-	800.00	900.00
Matale	1200.00	1300.00	2400.00	2600.00	-	-	2200.00	2350.00	1300.00	1500.00	2000.00	2300.00	1000.00	1100.00

Table 13: Selected Markets: Retail Price of Meat (Rs/Kg)

Week 41: 06 - 12 October 2023

LOCATIONS	Meat	Meat (Chicken)		Meat	
	Beef	Broiler	Curry	Mutton	Pork
Colombo	2200.00 - 2500.00	950.00 - 1160.00	1200.00 - 1300.00	3100.00 - 3400.00	1400.00 - 1600.00
Gampaha	2200.00 - 2200.00	1000.00 - 1100.00	-	3300.00 - 3300.00	1400.00 - 1400.00
Kurunegala	1900.00 - 1900.00	1000.00 - 1150.00	-	2700.00 - 2700.00	1400.00 - 1400.00
Nikaweratiya	2000.00 - 2200.00	960.00 - 1100.00	-	-	-
Dambulla	-	1100.00 - 1150.00	-	-	1500.00 - 1600.00
Anuradhapura	2200.00 - 2200.00	1000.00 - 1200.00	-	-	1400.00 - 1500.00
Thambuththegama	2000.00 - 2200.00	950.00 - 1200.00	-	-	1450.00 - 1600.00
Polonnaruwa	1800.00 - 1800.00	-	-	-	1800.00 - 1800.00
Kaluthara	2200.00 - 2400.00	1080.00 - 1100.00	1100.00 - 1180.00	-	1400.00 - 1500.00
Badulla	1800.00 - 2000.00	1180.00 - 1280.00	1600.00 - 1600.00	2800.00 - 3000.00	-
Keppetipola	2000.00 - 2100.00	1200.00 - 1250.00	1300.00 - 1360.00	2900.00 - 3000.00	-
Moneragala	2100.00 - 2100.00	1150.00 - 1300.00	1500.00 - 1600.00	2800.00 - 2800.00	1500.00 - 1600.00
Kegalle	2200.00 - 2200.00	1150.00 - 1180.00	-	2900.00 - 3000.00	1800.00 - 1850.00
Ampara	2100.00 - 2100.00	950.00 - 1100.00	-	-	1650.00 - 1700.00
Dehiattakandiya	-	1090.00 - 1150.00	-	-	1380.00 - 1500.00
Nuwaraeliya	2000.00 - 2200.00	1160.00 - 1240.00	1280.00 - 1350.00	3000.00 - 3200.00	1600.00 - 1700.00
Kandy	2200.00 - 2200.00	960.00 - 980.00	1350.00 - 1400.00	3000.00 - 3000.00	1400.00 - 1450.00
Puttalam	2200.00 - 2300.00	1040.00 - 1100.00	-	3200.00 - 3200.00	-
Hambantota	-	1130.00 - 1150.00	-	-	-
Rathnapura	2200.00 - 2200.00	990.00 - 1020.00	-	3000.00 - 3200.00	1300.00 - 1360.00
Matara	-	1000.00 - 1020.00	-	-	-
Galle	2200.00 - 2300.00	1080.00 - 1180.00	1400.00 - 1450.00	3300.00 - 3300.00	-
Tissamaharama	-	-	-	-	-
Meegoda	2300.00 - 2300.00	980.00 - 1080.00	1200.00 - 1380.00	3300.00 - 3300.00	1300.00 - 1500.00
Embilipitiya	2150.00 - 2200.00	1100.00 - 1200.00	1300.00 - 1350.00	2900.00 - 3000.00	1500.00 - 1700.00
Jaffna	2000.00 - 2050.00	1350.00 - 1400.00	1500.00 - 1600.00	3100.00 - 3300.00	-
Vavuniya	2000.00 - 2100.00	1280.00 - 1350.00	-	2900.00 - 3000.00	-
Mannar	1700.00 - 1900.00	1300.00 - 1300.00	1700.00 - 1800.00	-	-
Killinochchi	1900.00 - 1950.00	1200.00 - 1250.00	1550.00 - 1600.00	3000.00 - 3200.00	-
Mullaittivu	-	-	-	-	-
Batticaloa	1700.00 - 1750.00	1200.00 - 1250.00	1400.00 - 1500.00	3000.00 - 3000.00	-
Trincomalee	1800.00 - 1850.00	1000.00 - 1320.00	1500.00 - 1550.00	-	-
Veyangoda	2200.00 - 2200.00	1000.00 - 1000.00	-	3000.00 - 3000.00	1400.00 - 1400.00
Galenbindunuwewa	1900.00 - 1900.00	990.00 - 990.00	-	-	1500.00 - 1500.00
Bandarawela	2000.00 - 2200.00	1200.00 - 1300.00	-	3000.00 - 3200.00	-
Matale	2100.00 - 2200.00	1050.00 - 1120.00	1350.00 - 1400.00	2900.00 - 3000.00	1600.00 - 1700.00

Table 14: Colombo: Wholesale Prices (Rs/Kg or Rs/Pieces)

Week 41: 06 - 12 October 2023

COMMODITY	Range	Average Price			Change Compared to		COMMODITY	Range	Average Price			Change Compared to	
		This Week	Last Week	Last Year	Last Week (%)	Last Year (%)			This Week	Last Week	Last Year	Last Week (%)	Last Year (%)
<u>Rice</u>							<u>Coconut</u>						
Local							Large						
Samba 1	220.00 - 225.00	222.00	222.50	223.70	-0.22	-0.76	95.00 - 105.00	99.38	97.22	83.70	2.21	18.73	
Samba 2	215.00 - 215.00	215.00	215.00	216.00	0.00	-0.46	Small	80.00 - 90.00	85.50	82.50	74.00	3.64	15.54
Keeri Samba	280.00 - 290.00	286.00	286.00	240.80	0.00	18.77	<u>Fruits (Rs/Fruit)</u>						
Nadu 1	200.00 - 200.00	200.00	200.00	213.90	0.00	-6.50	<u>Plantain</u>						
Nadu 2	195.00 - 198.00	195.50	195.00	208.60	0.26	-6.28	Ambul (Rs/Kg)	100.00 - 150.00	132.50	133.33	163.33	-0.63	-18.88
Raw (Red)	170.00 - 180.00	174.00	175.00	212.50	-0.57	-18.12	Kolikuttu (Rs/Kg)	400.00 - 480.00	445.38	514.17	330.00	-13.38	34.97
Raw (White)	185.00 - 200.00	193.50	194.50	204.10	-0.51	-5.19	Seeni (Rs/Kg)	120.00 - 150.00	133.33	135.00	112.50	-1.23	18.52
Imported							Anamalu						
Samba	-	-	-	183.40	-	-	22.00 - 28.00	24.17	22.67	17.25	6.62	40.10	
Nadu	-	-	-	172.40	-	-	Ambun	28.00 - 32.00	29.50	30.08	20.50	-1.94	43.90
Raw (Red)	-	-	-	-	-	-	Papaw(Rs/Kg)	50.00 - 130.00	88.18	76.67	205.45	15.02	-57.08
Raw (White)	-	-	-	158.40	-	-	Passion Fruit	50.00 - 60.00	56.36	52.73	33.10	6.90	70.28
<u>Dried Chillies</u>							Pineapple Large						
Imported	1000.00 - 1100.00	1035.00	1034.00	1466.50	0.10	-29.42	640.00 - 700.00	674.44	727.78	680.00	-7.33	-0.82	
<u>Onion</u>							Pineapple Medium						
Sinnan	220.00 - 270.00	252.50	227.00	-	11.23	-	520.00 - 600.00	556.67	627.78	600.00	-11.33	-7.22	
Vedalan	320.00 - 370.00	350.00	298.00	508.75	17.45	-31.20	Pineapple Small	380.00 - 460.00	415.56	466.67	510.00	-10.95	-18.52
Imported	-	-	-	420.00	-	-	<u>Mango</u>						
<u>Big Onion</u>							Betti						
Imported	100.00 - 230.00	174.50	172.00	203.00	1.45	-14.04	40.00 - 42.00	40.67	-	-	-	-	
Local	210.00 - 240.00	225.50	186.00	196.50	21.24	14.76	Karthakolomban	150.00 - 240.00	186.00	263.75	166.25	-29.48	11.88
<u>Potato</u>							Vilad						
Welimada	170.00 - 190.00	180.00	197.78	270.00	-8.99	-33.33	50.00 - 70.00	60.00	71.11	64.44	-15.63	-6.90	
N'Eliya	200.00 - 220.00	210.50	230.50	300.00	-8.68	-29.83	Kohu	-	-	-	-	-	
Imported	150.00 - 195.00	173.50	170.00	156.50	2.06	10.86	<u>Other</u>						
<u>Pulses</u>							Wood Apple						
Green Gram	750.00 - 800.00	766.00	800.00	1066.00	-4.25	-28.14	16.00 - 22.00	19.09	19.50	20.83	-2.10	-8.36	
Cowpea (White)	900.00 - 960.00	937.00	930.00	867.78	0.75	7.98	Orange	50.00 - 60.00	56.00	55.00	63.50	1.82	-11.81
Cowpea (Red)	890.00 - 1000.00	969.00	968.00	911.11	0.10	6.35	Avocado	40.00 - 100.00	66.15	68.46	62.08	-3.37	6.56
Red Dhal	280.00 - 300.00	290.50	295.00	390.50	-1.53	-25.61	Slime Apple	60.00 - 65.00	62.50	66.43	48.50	-5.91	28.87
<u>Vegetable</u>							Grapes (Imp., Rs/Kg)						
Beans (Butter)	-	-	-	-	-	-	1150.00 - 1350.00	1232.86	1290.00	1200.00	-4.43	2.74	
Beans(Green)	350.00 - 400.00	376.00	400.00	352.00	-6.00	6.82	King Coconut	70.00 - 120.00	93.75	96.25	110.00	-2.60	-14.77
Carrot	130.00 - 180.00	146.00	192.00	280.00	-23.96	-47.86	<u>Sea Fish</u>						
Leeks	50.00 - 80.00	61.00	72.00	174.00	-15.28	-64.94	Salaya	200.00 - 350.00	292.00	325.45	507.00	-10.28	-42.41
Beetroot	80.00 - 130.00	106.36	126.36	239.00	-15.83	-55.50	Hurulla	360.00 - 600.00	488.00	604.00	598.00	-19.21	-18.39
Knolkhol	60.00 - 100.00	79.00	98.00	194.00	-19.39	-59.28	Balaya	650.00 - 850.00	755.00	794.00	708.00	-4.91	6.64
Raddish	60.00 - 80.00	71.00	79.00	126.00	-10.13	-43.65	Kelawalla	1100.00 - 1450.00	1288.00	1479.00	1372.22	-12.91	-6.14
Cabbage	50.00 - 80.00	65.45	70.00	226.00	-6.49	-71.04	Thora	1800.00 - 2500.00	2140.00	2370.00	2465.00	-9.70	-13.18
Tomato	100.00 - 120.00	108.00	94.55	201.00	14.23	-46.27	Paraw	1350.00 - 1500.00	1436.00	1550.00	1239.00	-7.35	15.90
Ladies Fingers	80.00 - 120.00	104.00	98.00	100.00	6.12	4.00	Mora	980.00 - 1050.00	1023.33	1020.00	-	0.33	
Brinjal	200.00 - 300.00	238.00	255.00	282.00	-6.67	-15.60	Shrimps	1900.00 - 2150.00	2005.00	1830.00	1441.00	9.56	39.14
Capsicum	200.00 - 350.00	273.00	250.00	636.00	9.20	-57.08	Thalapath	1600.00 - 2350.00	1910.00	2109.09	2003.00	-9.44	-4.64
Pumpkin	40.00 - 60.00	47.00	60.00	200.00	-21.67	-76.50	<u>Eggs</u>						
Cucumber	50.00 - 80.00	68.00	81.00	104.00	-16.05	-34.62	Brown	48.00 - 49.00	48.50	48.25	49.50	0.52	-2.02
Bitter Gourd	300.00 - 350.00	316.00	320.00	375.00	-1.25	-15.73	White	47.00 - 47.50	47.25	47.25	47.75	0.00	-1.05
Snake Gourd	130.00 - 200.00	166.00	163.00	257.00	1.84	-35.41	<u>Dried Fish</u>						
Drumstick	80.00 - 150.00	114.55	122.73	416.00	-6.67	-72.47	Sprats	1100.00 - 1200.00	1124.55	1066.00	2004.00	5.49	-43.88
Luffa	150.00 - 200.00	176.00	175.00	206.00	0.57	-14.56	Sprats (Imported)	880.00 - 1000.00	945.00	966.67	1484.17	-2.24	-36.33
Long Beans	150.00 - 220.00	182.73	189.09	167.00	-3.37	9.42	Kattawa	-	-	-	-	-	
Ash Plantain	200.00 - 250.00	222.00	198.00	162.00	12.12	37.04	Kattawa (Imported)	1300.00 - 1400.00	1366.00	1393.00	1647.78	-1.94	-17.10
Green Chillies	350.00 - 450.00	398.00	405.00	245.00	-1.73	62.45	Thora	-	-	-	-	-	
Lime	1200.00 - 1400.00	1300.00	1340.00	530.00	-2.99	145.28	Thora (Imported)	-	-	-	-	-	
<u>Root Crops</u>							Mora						
Sweet Potato	70.00 - 100.00	84.00	90.00	118.00	-6.67	-28.81	1800.00 - 1900.00	1857.00	1744.00	2054.00	6.48	-9.59	
Manioc	80.00 - 120.00	96.00	97.00	85.00	-1.03	12.94	Mora (Imported)	-	-	-	-	-	
<u>Leafy Vegetable</u>							Balaya						
Mukunuwenna	30.00 - 40.00	35.00	32.50	49.50	7.69	-29.29	1000.00 - 1250.00	1126.00	1092.00	874.00	3.11	28.83	
Kankun	30.00 - 40.00	35.00	32.50	49.50	7.69	-29.29	Balaya (Imported)	-	-	-	-	-	
Gotukola (Rs/Kg)	140.00 - 150.00	145.00	145.00	226.00	0.00	-35.84	Anguluwa	-	-	-	-	-	
							1550.00 - 1700.00	1604.00	1559.17	1825.71	2.88	-12.14	
							Maduwa	1400.00 - 1500.00	1463.00	1355.00	-	7.97	
							Maduwa (Imported)	-	-	-	-	-	
							Koduwa	-	-	-	-	-	
							Koduwa (Imported)	-	-	-	-	-	
							Salaya	320.00 - 440.00	384.55	341.00	828.00	12.77	-53.56
							Salaya (Imported)	-	-	-	-	-	

This Week: Week 41: 06 - 12 October 2023
Last Week: Week 40: 29 September - 05 October 2023

Table 15: Colombo &Suburbs: Retail Prices (Rs/Kg or Rs/Piece)

Week 41: 06 - 12 October 2023

COMMODITY	Range	Average Price			Change Compared to		COMMODITY	Range	Average Price			Change Compared to	
		This Week	Last Week	Last Year	Last Week (%)	Last Year (%)			This Week	Last Week	Last Year	Last Week (%)	Last Year (%)
Rice							Coconut						
Local							Large						
Samba 1	230.00 - 240.00	235.26	235.38	236.17	-0.12	-0.38	100.00 - 120.00	113.89	117.14	97.67	-3.25	16.61	
Samba 2	220.00 - 230.00	229.62	230.00	227.50	-0.38	0.93	90.00 - 100.00	91.14	92.20	80.36	-1.06	13.42	
Keeri Samba	-	-	316.00	263.06	-	-	Fruits (Rs/Fruit)						
Nadu 1	220.00 - 230.00	221.11	220.71	234.03	0.40	-5.52	Plantain						
Nadu 2	200.00 - 220.00	217.93	217.69	225.71	0.24	-3.45	Ambul (Rs/Kg)	150.00 - 280.00	216.76	241.29	195.53	-24.53	10.86
Raw (Red)	180.00 - 210.00	196.14	197.76	229.71	-1.62	-14.61	Kolikuttu (Rs/Kg)	450.00 - 700.00	605.45	630.36	407.95	-24.90	48.41
Raw (White)	190.00 - 220.00	206.14	207.67	228.29	-1.52	-9.70	Seeni (Rs/Kg)	150.00 - 260.00	206.25	220.97	178.72	-14.72	15.41
Imported							Other						
Samba	-	-	204.74	-	-	-	Anamalu	31.00 - 47.00	39.03	36.12	24.83	2.92	57.22
Nadu	-	-	201.43	-	-	-	Ambun	41.00 - 58.00	50.21	38.91	30.82	11.29	62.88
Raw (Red)	-	-	-	-	-	-	Papaw(Rs/Kg)	100.00 - 220.00	158.06	157.24	285.76	0.82	-44.69
Raw (White)	-	-	187.57	-	-	-	Passion Fruit	60.00 - 100.00	76.67	68.52	48.04	8.15	59.60
Dried Chillies							Pineapple Large						
Imported	1100.00 - 1500.00	1339.06	1337.93	1843.24	1.13	-27.35	580.00 - 800.00	709.31	777.38	1075.00	-68.07	-34.02	
Onion							Pineapple Medium						
Sinnan	280.00 - 300.00	290.00	-	375.00	-	-22.67	450.00 - 680.00	596.50	660.42	795.24	-63.92	-24.99	
Vedalan	400.00 - 560.00	450.37	428.67	536.36	21.70	-16.03	400.00 - 600.00	530.50	536.54	638.44	-6.04	-16.91	
Imported	-	-	425.18	-	-	-	Mango						
Big Onion							Betti						
Imported	160.00 - 280.00	247.78	246.00	229.46	1.78	7.98	200.00 - 330.00	218.25	330.77	237.14	-112.52	-7.97	
Local	240.00 - 280.00	274.55	272.86	231.94	1.69	18.37	80.00 - 150.00	106.92	107.83	99.58	-0.90	7.37	
Potato							Kohu						
Welimada	280.00 - 320.00	300.00	314.29	334.86	-14.29	-10.41	Other						
N'Eliya	340.00 - 360.00	353.57	354.71	430.97	-1.13	-17.96	Wood Apple	25.00 - 80.00	41.86	42.61	50.53	-0.75	-17.15
Imported	180.00 - 240.00	212.58	210.77	222.06	1.81	-4.27	Orange	75.00 - 160.00	106.55	90.64	104.64	15.91	1.82
Pulses							Avocado						
Green Gram	900.00 - 1300.00	1098.79	1116.67	1191.18	-17.88	-7.76	60.00 - 150.00	86.90	79.07	96.67	7.82	-10.11	
Cowpea (White)	1000.00 - 1300.00	1154.84	1142.86	1060.00	11.98	8.95	65.00 - 160.00	110.88	114.05	134.00	-3.17	-17.25	
Cowpea (Red)	1000.00 - 1300.00	1155.00	1155.56	1004.80	-0.56	14.95	1500.00 - 3500.00	2170.83	2200.00	2472.73	-29.17	-12.21	
Red Dhal	300.00 - 360.00	333.87	334.67	433.89	-0.80	-23.05	King Coconut	120.00 - 150.00	136.40	130.83	130.48	5.57	4.54
Vegetable							Sea Fish						
Beans (Butter)	-	-	-	-	-	-	Salaya	500.00 - 700.00	592.92	653.18	691.48	-60.27	-14.25
Beans(Green)	360.00 - 560.00	458.29	446.39	434.48	11.90	5.48	600.00 - 900.00	750.74	777.60	866.92	-26.86	-13.40	
Carrot	220.00 - 320.00	272.94	295.95	401.79	-23.00	-32.07	Hurulla	1000.00 - 1600.00	1383.33	1553.85	1278.33	-170.51	8.21
Leeks	120.00 - 280.00	216.39	202.97	317.93	13.42	-31.94	Balaya	1800.00 - 2800.00	2242.86	2527.27	2264.35	-284.42	-0.95
Beetroot	150.00 - 320.00	227.50	255.41	359.64	-27.91	-36.74	Kelawalla	2400.00 - 3200.00	2800.00	2966.67	3070.00	-166.67	-8.79
Knolkhol	120.00 - 280.00	224.44	232.26	350.63	-7.81	-35.99	Paraw	1600.00 - 2000.00	1914.29	2300.00	2188.89	-385.71	-12.55
Raddish	110.00 - 300.00	208.57	196.77	239.29	11.80	-12.84	Mora	1400.00 - 2000.00	1600.00	1533.33	66.67	66.67	
Cabbage	120.00 - 280.00	215.83	221.43	411.43	-5.60	-47.54	Shrimps	2000.00 - 2600.00	2222.22	1958.89	1861.92	263.33	19.35
Tomato	160.00 - 320.00	242.86	230.57	325.56	12.29	-25.40	Thalpath	2600.00 - 3200.00	3037.04	3072.00	2794.23	-34.96	8.69
Ladies Fingers	150.00 - 320.00	237.71	234.05	239.31	3.66	-0.67	Eggs						
Brijjal	300.00 - 480.00	418.06	412.57	405.86	5.48	3.00	Brown	49.00 - 49.50	49.32	48.98	50.70	0.34	-2.73
Capsicum	260.00 - 560.00	388.33	438.11	858.46	-49.77	-54.76	White	48.00 - 48.00	48.00	48.00	49.39	0.00	-2.81
Pumpkin	80.00 - 240.00	154.72	162.42	275.00	-7.70	-43.74	Dried Fish						
Cucumber	80.00 - 240.00	172.29	182.97	202.50	-10.69	-14.92	Sprats	1800.00 - 2200.00	1918.52	2083.33	2296.15	-164.81	-16.45
Bitter Gourd	360.00 - 600.00	466.47	453.33	522.59	13.14	-10.74	Sprats (Imported)	1000.00 - 1300.00	1220.83	1248.15	1894.23	-27.31	-35.55
Snake Gourd	200.00 - 420.00	315.29	290.30	386.07	24.99	-18.33	Kattawa	1700.00 - 2800.00	2246.88	2416.67	2594.07	-169.79	-13.38
Drumstick	120.00 - 320.00	243.24	252.16	652.08	-8.93	-62.70	Thora	2000.00 - 2600.00	2454.17	2434.62	2819.23	19.55	-12.95
Luffa	180.00 - 400.00	300.00	287.58	338.52	12.42	-11.38	Mora	1600.00 - 2300.00	2040.00	2033.33	1873.08	6.67	8.91
Long Beans	200.00 - 400.00	314.69	311.62	316.79	3.07	-0.66	Anguluwa	2000.00 - 2600.00	2395.00	2378.95	2542.86	16.05	-5.81
Ash Plantain	220.00 - 480.00	305.59	298.65	270.00	6.94	13.18	Maduwa	-	-	1680.00	-	-	-
Green Chillies	400.00 - 900.00	669.72	683.24	462.50	-13.52	44.80	Koduwa	-	-	-	-	-	-
Lime	1500.00 - 2000.00	1825.71	1853.03	656.07	-27.32	178.28	Salaya	900.00 - 1200.00	1079.17	1050.00	1305.88	29.17	-17.36
Root Crops							Meat						
Sweet Potato	110.00 - 240.00	195.83	206.76	223.45	-10.92	-12.36	Beef (without Bones)	2200.00 - 2500.00	2350.00	2350.00	2114.29	0.00	11.15
Manioc	140.00 - 260.00	196.76	203.61	191.43	-6.85	2.79	Chicken (Broiler)	950.00 - 1160.00	1064.44	1125.00	1447.69	-60.56	-26.47
Leafy Vegetable							Chicken (Curry)						
Mukunuwenna	50.00 - 90.00	71.94	72.29	80.48	-0.34	-10.60	3100.00 - 3400.00	3216.67	3180.00	2888.89	36.67	11.35	
Kankun	50.00 - 90.00	71.94	72.29	80.48	-0.34	-10.60	Pork	1400.00 - 1600.00	1533.33	1533.33	1864.29	0.00	-17.75
Gotukola	90.00 - 100.00	98.82	99.44	118.57	-0.62	-16.65							

This Week: Week 41: 06 - 12 October 2023
Last Week: Week 40: 29 September - 05 October 2023

Table 16: Farmgate/Producer Prices of Food Commodities in Selected Producing Areas (Rs/Kg)

Week 41: 06 - 12 October 2023

COMMODITY	Range	Average Price	COMMODITY	Range	Average Price	COMMODITY	Range	Average Price
<u>Paddy</u>			<u>Vegetable (Up Country)</u>			<u>Snake Gourd</u>		
Short Grain			Beans			Dambulla	95.00 - 110.00	101.00
A'pura	115.00 - 118.00	116.20	Dambulla	280.00 - 320.00	300.00	Hambantota	120.00 - 150.00	135.00
P'naruwa	120.00 - 121.00	120.60	Welimada	290.00 - 300.00	296.00	Embilipitiya	150.00 - 180.00	166.00
Kalawewa	114.00 - 118.00	115.60	Badulla	260.00 - 300.00	281.00	Matara	-	
Kurunegala	112.00 - 117.00	114.50	Carrot			A'pura	130.00 - 150.00	138.00
Dehiattakandiya	115.00 - 117.00	116.00	N'Eliya	135.00 - 145.00	140.00	Luffa		
Nikaweratiya	112.00 - 118.00	114.83	Welimada	80.00 - 90.00	87.00	Dambulla	90.00 - 110.00	100.00
Ampara	110.00 - 110.00	110.00	Hanguranketha	105.00 - 130.00	118.00	Hambantota	100.00 - 140.00	122.00
Long Grain (White)			Leeks			Embilipitiya	160.00 - 180.00	173.00
A'pura	105.00 - 110.00	107.00	N'Eliya	35.00 - 45.00	40.00	Matara	-	
P'naruwa	107.00 - 108.00	107.58	Welimada	35.00 - 40.00	37.80	A'pura	130.00 - 150.00	138.00
Kalawewa	105.00 - 110.00	107.40	Beetroot			Green Chillies		
Kurunegala	108.00 - 110.00	109.00	N'Eliya	70.00 - 80.00	74.00	Dambulla	290.00 - 320.00	304.00
Dehiattakandiya	102.00 - 107.00	104.67	Dambulla	76.00 - 86.00	82.40	Hambantota	-	
Embilipitiya	-		Kurunegala	-		Embilipitiya	400.00 - 450.00	428.00
Nikaweratiya	108.00 - 110.00	109.33	Welimada	60.00 - 68.00	65.00	Puttalam	250.00 - 350.00	305.00
Hambantota	-		Hanguranketha	50.00 - 65.00	56.40	A'pura	350.00 - 400.00	370.00
Ampara	100.00 - 107.00	103.25	Knol Khol			Pumpkin		
Long Grain (Red)			N'Eliya	55.00 - 65.00	60.00	Dambulla	28.00 - 35.00	32.20
Matara	88.00 - 95.00	90.75	Welimada	50.00 - 60.00	55.80	Hambantota	50.00 - 60.00	55.00
Hambantota	95.00 - 100.00	97.75	Hanguranketha	40.00 - 55.00	48.00	Embilipitiya	50.00 - 60.00	55.00
Embilipitiya	90.00 - 92.00	90.60	Raddish			Matara	35.00 - 45.00	40.00
Keeri Samba			N'Eliya	35.00 - 45.00	40.00	A'pura	35.00 - 45.00	39.00
A'pura	135.00 - 140.00	137.50	Welimada	36.00 - 40.00	38.00	Moneragala	30.00 - 35.00	32.00
P'naruwa	144.00 - 145.00	144.58	Hambantota	-		Cucumber		
Kalawewa	130.00 - 145.00	138.00	Hanguranketha	30.00 - 40.00	34.40	A'pura	45.00 - 55.00	49.00
Kurunegala	135.00 - 140.00	138.75	Cabbage			Dambulla	48.00 - 62.00	55.80
Dehiattakandiya	140.00 - 145.00	143.33	N'Eliya	55.00 - 65.00	61.00	Hambantota	70.00 - 80.00	72.50
Red Onion			Welimada	34.00 - 40.00	36.60	Matara	50.00 - 60.00	55.75
Puttalam	-		Badulla	40.00 - 60.00	50.00	Long Beans		
Jaffna	-		Hanguranketha	32.00 - 40.00	37.00	Dambulla	130.00 - 150.00	139.00
Big Onion			Tomato			Hambantota	-	
Dambulla	172.50 - 190.00	185.00	Welimada	50.00 - 60.00	56.20	Embilipitiya	200.00 - 250.00	228.00
Kalawewa	-		Hambantota	-		Matara	140.00 - 160.00	151.25
A'pura	-		Dambulla	100.00 - 115.00	109.00	A'pura	160.00 - 180.00	168.00
Potato			Hanguranketha	45.00 - 65.00	55.00	Ash Plantain		
N'Eliya	190.00 - 200.00	196.00	Vegetable (Low Country)			Hambantota	90.00 - 110.00	98.00
Badulla	-		Ladies Fingers			Embilipitiya	140.00 - 160.00	150.00
Welimada	164.00 - 170.00	167.40	A'pura	65.00 - 75.00	69.00	Matara	110.00 - 120.00	113.75
Pulses			Dambulla	57.00 - 67.00	62.00	Lime		
Green Gram			Hambantota	80.00 - 120.00	100.00	Hambantota	-	
Hambantota	-		Embilipitiya	100.00 - 120.00	108.00	Embilipitiya	1100.00 - 1200.00	1150.00
Moneragala	600.00 - 650.00	620.00	Matara	60.00 - 75.00	67.50	Moneragala	1000.00 - 1050.00	1020.00
Embilipitiya	700.00 - 720.00	710.00	Brinjal			Fruits (Rs/Kg)		
Nikaweratiya	600.00 - 625.00	612.50	A'pura	180.00 - 210.00	192.00	Banana		
A'pura	600.00 - 650.00	625.00	Dambulla	200.00 - 240.00	212.00	Ambul		
Cowpea			Hambantota	-		Moneragala	80.00 - 90.00	84.00
Hambantota	-		Embilipitiya	180.00 - 240.00	208.00	Embilipitiya	60.00 - 90.00	75.00
Nikaweratiya	700.00 - 750.00	725.00	Matara	220.00 - 250.00	235.00	Hambantota	120.00 - 130.00	125.00
Moneragala	800.00 - 850.00	820.00	Welimada	125.00 - 140.00	131.00	Kolikuttu		
Embilipitiya	900.00 - 980.00	940.00	Capsicum			Moneragala	270.00 - 300.00	282.00
Maize			Badulla	-		Embilipitiya	280.00 - 350.00	320.00
A'pura	130.00 - 140.00	135.00	Welimada	275.00 - 285.00	279.00	Hambantota	-	
Kalawewa	120.00 - 140.00	130.00	Bitter Gourd			Papaw		
Gingelly			A'pura	200.00 - 240.00	216.00	Moneragala	50.00 - 60.00	54.00
A'pura	650.00 - 700.00	675.00	Dambulla	190.00 - 240.00	222.00	Embilipitiya	50.00 - 60.00	54.00
Kalawewa	-		Hambantota	-		Hambantota	40.00 - 50.00	45.00
Black Gram			Embilipitiya	350.00 - 370.00	360.00	Pineapple		
A'pura	900.00 - 950.00	925.00	Matara	250.00 - 280.00	265.00	Divulapitiya	-	
Kalawewa	-							

Annex 01 - Colombo Markets: Retail Prices of Rice and Subsidiary Food Crops (Rs/Kg)

Week 41: 06 - 12 October 2023

28

CROP	PELIYAGODA	MAHARAGAMA	KIRULAPONE	NUGEGODA	NARAHENPITA	DEMATAGODA	THOTALANGA	KADAWATHA	KIRIBATHGODA
<u>Rice</u>									
Local									
Samba 1	230.00 - 230.00	230.00 - 240.00	230.00 - 230.00	230.00 - 240.00	230.00 - 230.00	230.00 - 240.00	230.00 - 240.00	230.00 - 230.00	230.00 - 240.00
Samba 2	230.00 - 230.00	230.00 - 230.00	230.00 - 230.00	230.00 - 230.00	230.00 - 230.00	230.00 - 230.00	230.00 - 230.00	220.00 - 220.00	230.00 - 230.00
Keeri Samba	-	-	-	-	-	-	-	-	-
Nadu 1	220.00 - 220.00	220.00 - 220.00	220.00 - 220.00	220.00 - 220.00	-	-	220.00 - 230.00	-	220.00 - 220.00
Nadu 2	220.00 - 220.00	220.00 - 220.00	220.00 - 220.00	220.00 - 220.00	220.00 - 220.00	220.00 - 220.00	220.00 - 220.00	200.00 - 210.00	210.00 - 220.00
Raw (Red)	190.00 - 210.00	190.00 - 200.00	180.00 - 190.00	190.00 - 200.00	200.00 - 210.00	200.00 - 210.00	180.00 - 210.00	180.00 - 200.00	190.00 - 200.00
Raw (White)	200.00 - 210.00	200.00 - 210.00	195.00 - 210.00	210.00 - 220.00	200.00 - 210.00	210.00 - 210.00	190.00 - 220.00	190.00 - 200.00	190.00 - 220.00
Imported									
Samba	-	-	-	-	-	-	-	-	-
Nadu	-	-	-	-	-	-	-	-	-
Raw (Red)	-	-	-	-	-	-	-	-	-
Raw (White)	-	-	-	-	-	-	-	-	-
<u>Dried Chillies</u>									
Imported	1100.00 - 1300.00	1300.00 - 1500.00	1250.00 - 1400.00	1500.00 - 1500.00	1400.00 - 1400.00	1500.00 - 1500.00	1200.00 - 1300.00	1200.00 - 1300.00	1300.00 - 1400.00
<u>Red Onion</u>									
Sinnan	300.00 - 300.00	-	-	-	-	-	280.00 - 300.00	-	-
Vedalan	400.00 - 400.00	520.00 - 560.00	400.00 - 480.00	480.00 - 520.00	400.00 - 500.00	400.00 - 400.00	400.00 - 400.00	400.00 - 480.00	560.00 - 560.00
Imported	-	-	-	-	-	-	-	-	-
<u>Big Onion</u>									
Imported	260.00 - 280.00	280.00 - 280.00	230.00 - 280.00	240.00 - 240.00	260.00 - 280.00	280.00 - 280.00	160.00 - 260.00	160.00 - 160.00	-
Local	280.00 - 280.00	260.00 - 280.00	260.00 - 280.00	280.00 - 280.00	280.00 - 280.00	280.00 - 280.00	-	240.00 - 280.00	260.00 - 280.00
<u>Potato</u>									
Welimada	300.00 - 300.00	-	320.00 - 320.00	-	-	-	280.00 - 280.00	280.00 - 320.00	-
N'Eliya	340.00 - 350.00	360.00 - 360.00	360.00 - 360.00	360.00 - 360.00	340.00 - 360.00	350.00 - 350.00	-	-	360.00 - 360.00
Imported	200.00 - 200.00	200.00 - 240.00	220.00 - 230.00	240.00 - 240.00	220.00 - 240.00	200.00 - 200.00	180.00 - 200.00	180.00 - 200.00	220.00 - 220.00
<u>Pulses</u>									
Green Gram	900.00 - 1000.00	1100.00 - 1200.00	1000.00 - 1200.00	1000.00 - 1300.00	1300.00 - 1300.00	1000.00 - 1000.00	900.00 - 1100.00	1000.00 - 1300.00	1300.00 - 1300.00
Cowpea (White)	1100.00 - 1100.00	1200.00 - 1300.00	1100.00 - 1200.00	1100.00 - 1200.00	1200.00 - 1200.00	1000.00 - 1000.00	1000.00 - 1200.00	1200.00 - 1300.00	1300.00 - 1300.00
Cowpea (Red)	1100.00 - 1100.00	1200.00 - 1300.00	1100.00 - 1200.00	1100.00 - 1300.00	1000.00 - 1200.00	1000.00 - 1000.00	1000.00 - 1200.00	1040.00 - 1100.00	1300.00 - 1300.00
Red Dhal	310.00 - 340.00	360.00 - 360.00	320.00 - 340.00	340.00 - 360.00	340.00 - 360.00	330.00 - 340.00	300.00 - 320.00	320.00 - 360.00	360.00 - 360.00

Annex 02 - Colombo Markets: Retail Prices of Vegetables (Rs/Kg) and Coconut (Rs/Nut)

Week 41: 06 - 12 October 2023

29

CROP	PELIYAGODA	MAHARAGAMA	KIRULAPONE	NUGEGODA	NARAHENPITA	DEMATAGODA	THOTALANGA	KADAWATHA	KIRIBATHGODA
<i>Vegetable</i>									
Beans	360.00 - 480.00	480.00 - 560.00	400.00 - 560.00	480.00 - 560.00	460.00 - 520.00	400.00 - 420.00	360.00 - 400.00	400.00 - 420.00	460.00 - 480.00
Carrot	220.00 - 280.00	320.00 - 320.00	260.00 - 320.00	240.00 - 300.00	220.00 - 240.00	300.00 - 320.00	220.00 - 260.00	240.00 - 320.00	240.00 - 320.00
Leeks	120.00 - 150.00	260.00 - 280.00	200.00 - 280.00	240.00 - 280.00	160.00 - 240.00	220.00 - 260.00	160.00 - 180.00	180.00 - 240.00	180.00 - 260.00
Beetroot	150.00 - 180.00	280.00 - 320.00	240.00 - 320.00	240.00 - 320.00	200.00 - 260.00	200.00 - 240.00	150.00 - 200.00	160.00 - 280.00	200.00 - 240.00
Knolkhol	120.00 - 150.00	260.00 - 280.00	230.00 - 280.00	260.00 - 280.00	200.00 - 240.00	220.00 - 280.00	120.00 - 160.00	220.00 - 280.00	220.00 - 280.00
Raddish	110.00 - 160.00	280.00 - 300.00	200.00 - 260.00	240.00 - 300.00	200.00 - 250.00	160.00 - 200.00	120.00 - 180.00	160.00 - 260.00	200.00 - 220.00
Cabbage	120.00 - 140.00	260.00 - 280.00	220.00 - 280.00	240.00 - 280.00	200.00 - 200.00	180.00 - 240.00	140.00 - 220.00	160.00 - 260.00	160.00 - 200.00
Tomato	200.00 - 220.00	280.00 - 320.00	240.00 - 280.00	300.00 - 320.00	200.00 - 240.00	200.00 - 240.00	160.00 - 200.00	200.00 - 240.00	240.00 - 260.00
Ladies Fingers	150.00 - 200.00	280.00 - 320.00	260.00 - 280.00	300.00 - 320.00	220.00 - 260.00	220.00 - 240.00	160.00 - 180.00	220.00 - 260.00	220.00 - 240.00
Brinjal	350.00 - 400.00	460.00 - 480.00	460.00 - 480.00	460.00 - 480.00	340.00 - 480.00	340.00 - 480.00	300.00 - 350.00	400.00 - 480.00	400.00 - 420.00
Capsicum	260.00 - 340.00	520.00 - 540.00	400.00 - 460.00	420.00 - 560.00	350.00 - 420.00	320.00 - 440.00	260.00 - 380.00	320.00 - 400.00	320.00 - 340.00
Pumpkin	80.00 - 180.00	160.00 - 200.00	160.00 - 200.00	200.00 - 220.00	100.00 - 120.00	120.00 - 200.00	100.00 - 160.00	120.00 - 240.00	120.00 - 160.00
Cucumber	80.00 - 110.00	200.00 - 240.00	200.00 - 240.00	240.00 - 240.00	120.00 - 160.00	160.00 - 180.00	120.00 - 140.00	160.00 - 200.00	160.00 - 200.00
Bitter Gourd	380.00 - 450.00	480.00 - 560.00	460.00 - 480.00	560.00 - 600.00	420.00 - 480.00	400.00 - 540.00	360.00 - 400.00	460.00 - 480.00	360.00 - 400.00
Snake Gourd	200.00 - 350.00	320.00 - 400.00	320.00 - 400.00	400.00 - 420.00	280.00 - 360.00	220.00 - 300.00	230.00 - 340.00	320.00 - 360.00	240.00 - 280.00
Drumstick	120.00 - 160.00	320.00 - 320.00	240.00 - 320.00	300.00 - 320.00	200.00 - 320.00	260.00 - 320.00	120.00 - 200.00	200.00 - 280.00	160.00 - 260.00
Luffa	220.00 - 250.00	320.00 - 360.00	320.00 - 400.00	400.00 - 400.00	320.00 - 360.00	200.00 - 240.00	180.00 - 200.00	320.00 - 400.00	220.00 - 240.00
Long Beans	200.00 - 300.00	400.00 - 400.00	320.00 - 400.00	400.00 - 400.00	320.00 - 360.00	-	210.00 - 240.00	220.00 - 260.00	320.00 - 360.00
Ash Plantain	250.00 - 280.00	320.00 - 360.00	300.00 - 400.00	320.00 - 400.00	260.00 - 320.00	320.00 - 480.00	220.00 - 280.00	220.00 - 260.00	250.00 - 320.00
Green Chillies	400.00 - 500.00	800.00 - 900.00	600.00 - 800.00	600.00 - 800.00	600.00 - 800.00	700.00 - 850.00	420.00 - 480.00	600.00 - 900.00	600.00 - 800.00
Lime	1500.00 - 1700.00	1800.00 - 1900.00	1600.00 - 2000.00	2000.00 - 2000.00	1800.00 - 2000.00	1500.00 - 1800.00	1600.00 - 1800.00	1800.00 - 2000.00	1600.00 - 2000.00
<i>Root Crops</i>									
Sweet Potato	110.00 - 140.00	200.00 - 240.00	200.00 - 240.00	220.00 - 240.00	160.00 - 200.00	200.00 - 200.00	160.00 - 180.00	160.00 - 240.00	180.00 - 240.00
Manioc	140.00 - 180.00	220.00 - 240.00	200.00 - 240.00	200.00 - 260.00	180.00 - 200.00	160.00 - 180.00	150.00 - 200.00	180.00 - 200.00	160.00 - 220.00
<i>Leafy Vegetable</i>									
Mukunuwenna	60.00 - 70.00	80.00 - 80.00	70.00 - 70.00	80.00 - 80.00	70.00 - 70.00	70.00 - 70.00	50.00 - 50.00	90.00 - 90.00	80.00 - 80.00
Kankun	60.00 - 70.00	80.00 - 80.00	70.00 - 70.00	80.00 - 80.00	70.00 - 70.00	70.00 - 70.00	50.00 - 50.00	90.00 - 90.00	80.00 - 80.00
Gotukola	90.00 - 100.00	100.00 - 100.00	100.00 - 100.00	100.00 - 100.00	100.00 - 100.00	100.00 - 100.00	90.00 - 100.00	100.00 - 100.00	100.00 - 100.00
<i>Coconut</i>									
Large	100.00 - 100.00	120.00 - 120.00	100.00 - 120.00	120.00 - 120.00	100.00 - 120.00	100.00 - 120.00	100.00 - 120.00	120.00 - 120.00	120.00 - 120.00
Small	90.00 - 90.00	90.00 - 100.00	90.00 - 90.00	90.00 - 100.00	90.00 - 90.00	90.00 - 90.00	90.00 - 90.00	90.00 - 90.00	90.00 - 90.00

Annex 03 - Colombo Markets: Retail Prices of Fruits (Rs/Fruit)

Week 41: 06 - 12 October 2023

30

CROP	PELIYAGODA	MAHARAGAMA	KIRULAPONE	NUGEGODA	NARAHENPITA	DEMATAGODA	THOTALANGA	KADAWATHA	KIRIBATHGODA
<i>Plantain</i>									
Ambul (Rs/Kg)	150.00 - 220.00	240.00 - 250.00	240.00 - 260.00	230.00 - 240.00	180.00 - 250.00	150.00 - 240.00	180.00 - 220.00	180.00 - 280.00	180.00 - 200.00
Kolikuttu (Rs/Kg)	450.00 - 650.00	580.00 - 600.00	600.00 - 700.00	500.00 - 550.00	500.00 - 600.00	550.00 - 600.00	650.00 - 700.00	600.00 - 700.00	600.00 - 700.00
Seeni (Rs/Kg)	150.00 - 200.00	200.00 - 240.00	260.00 - 260.00	220.00 - 240.00	200.00 - 230.00	200.00 - 200.00	160.00 - 220.00	180.00 - 220.00	180.00 - 200.00
Anamalu	31.00 - 35.00	37.00 - 40.00	43.00 - 47.00	37.00 - 43.00	37.00 - 40.00	37.00 - 37.00	35.00 - 37.00	40.00 - 43.00	37.00 - 43.00
Ambun	41.00 - 46.00	50.00 - 53.00	58.00 - 58.00	50.00 - 58.00	50.00 - 53.00	50.00 - 50.00	46.00 - 50.00	53.00 - 58.00	50.00 - 58.00
<i>Pineapple</i>									
Large	580.00 - 600.00	680.00 - 700.00	680.00 - 720.00	700.00 - 800.00	680.00 - 700.00	580.00 - 600.00	700.00 - 800.00	700.00 - 800.00	700.00 - 780.00
Medium	450.00 - 550.00	620.00 - 650.00	600.00 - 650.00	650.00 - 680.00	550.00 - 650.00	500.00 - 550.00	500.00 - 550.00	650.00 - 680.00	650.00 - 650.00
Small	400.00 - 480.00	580.00 - 600.00	530.00 - 580.00	600.00 - 600.00	500.00 - 530.00	450.00 - 480.00	-	550.00 - 600.00	550.00 - 600.00
<i>Mango</i>									
Betti	-	-	-	-	-	-	-	-	-
Karthakolomban	200.00 - 216.00	-	-	-	200.00 - 200.00	-	200.00 - 200.00	200.00 - 200.00	330.00 - 330.00
Vilad	100.00 - 110.00	-	150.00 - 150.00	120.00 - 150.00	100.00 - 120.00	-	80.00 - 90.00	120.00 - 120.00	80.00 - 90.00
Kohu	-	-	-	-	-	-	-	-	-
<i>Other Fruits</i>									
Wood Apple	30.00 - 32.00	50.00 - 60.00	40.00 - 60.00	60.00 - 80.00	25.00 - 40.00	36.00 - 40.00	50.00 - 60.00	40.00 - 50.00	40.00 - 44.00
Orange	75.00 - 80.00	120.00 - 120.00	140.00 - 160.00	130.00 - 140.00	100.00 - 120.00	80.00 - 100.00	80.00 - 90.00	80.00 - 130.00	90.00 - 100.00
Avocado	80.00 - 120.00	75.00 - 80.00	100.00 - 150.00	100.00 - 150.00	90.00 - 100.00	60.00 - 80.00	60.00 - 70.00	60.00 - 100.00	60.00 - 70.00
Slime Apple	65.00 - 70.00	120.00 - 120.00	140.00 - 140.00	150.00 - 160.00	140.00 - 160.00	70.00 - 70.00	70.00 - 80.00	90.00 - 100.00	90.00 - 100.00
Grapes (Rs/Kg)	1500.00 - 2500.00	2000.00 - 3500.00	2000.00 - 2500.00	2200.00 - 2500.00	2000.00 - 2300.00	-	2000.00 - 2200.00	2000.00 - 2300.00	1800.00 - 2000.00
Papaw (Rs/Kg)	100.00 - 120.00	180.00 - 200.00	200.00 - 220.00	160.00 - 200.00	150.00 - 200.00	120.00 - 140.00	140.00 - 160.00	100.00 - 150.00	120.00 - 150.00
Passion	65.00 - 80.00	80.00 - 80.00	60.00 - 100.00	80.00 - 90.00	65.00 - 70.00	-	-	60.00 - 60.00	90.00 - 100.00
King Coconut	120.00 - 150.00	130.00 - 150.00	130.00 - 150.00	130.00 - 150.00	130.00 - 150.00	150.00 - 150.00	150.00 - 150.00	150.00 - 150.00	130.00 - 150.00

Annex 04 - Colombo Markets: Retail Prices of Sea Fish and Dried Fish (Rs/Kg)

Week 41: 06 - 12 October 2023

CROP	PELIYAGODA	MAHARAGAMA	KIRULAPONE	NUGEGODA	NARAHENPITA	DEMATAGODA	THOTALANGA	KADAWATHA	KIRIBATHGODA
<i>Sea Fish</i>									
Salaya	500.00 - 550.00	520.00 - 580.00	600.00 - 650.00	600.00 - 600.00	580.00 - 580.00	600.00 - 600.00	500.00 - 600.00	500.00 - 650.00	700.00 - 700.00
Hurulla	650.00 - 700.00	700.00 - 720.00	800.00 - 800.00	800.00 - 800.00	600.00 - 600.00	800.00 - 800.00	600.00 - 800.00	600.00 - 700.00	900.00 - 900.00
Balaya	1200.00 - 1300.00	-	-	-	1400.00 - 1400.00	-	1000.00 - 1000.00	1600.00 - 1600.00	1500.00 - 1600.00
Kelawalla	1800.00 - 1850.00	2600.00 - 2600.00	2200.00 - 2400.00	2800.00 - 2800.00	2200.00 - 2200.00	1800.00 - 2200.00	1800.00 - 2000.00	2400.00 - 2600.00	2400.00 - 2600.00
Thora	2400.00 - 2800.00	2600.00 - 2800.00	3200.00 - 3200.00	3000.00 - 3200.00	2600.00 - 2600.00	2400.00 - 2600.00	-	3000.00 - 3200.00	-
Paraw	1800.00 - 2000.00	2000.00 - 2000.00	2000.00 - 2000.00	-	-	2000.00 - 2000.00	1600.00 - 1600.00	-	1600.00 - 1600.00
Mora	1400.00 - 1400.00	-	-	-	-	1600.00 - 1600.00	-	2000.00 - 2000.00	-
Shrimps Small	2500.00 - 2600.00	2000.00 - 2200.00	2400.00 - 2400.00	2200.00 - 2200.00	2000.00 - 2000.00	2000.00 - 2000.00	2000.00 - 2000.00	2000.00 - 2000.00	2100.00 - 2100.00
Talapath	2600.00 - 3000.00	3000.00 - 3000.00	3000.00 - 3200.00	3000.00 - 3200.00	3200.00 - 3200.00	2800.00 - 3000.00	2800.00 - 3000.00	3200.00 - 3200.00	3000.00 - 3200.00
<i>Eggs (Rs/Egg)</i>									
Brown	49.50 - 49.50	49.50 - 49.50	49.50 - 49.50	49.50 - 49.50	49.50 - 49.50	49.50 - 49.50	49.00 - 49.00	49.00 - 49.00	49.00 - 49.00
White	48.00 - 48.00	48.00 - 48.00	48.00 - 48.00	48.00 - 48.00	48.00 - 48.00	48.00 - 48.00	48.00 - 48.00	48.00 - 48.00	48.00 - 48.00
<i>Dried Fish</i>									
Sprats	1800.00 - 2000.00	1800.00 - 1800.00	1800.00 - 1800.00	2000.00 - 2200.00	1800.00 - 1800.00	1800.00 - 1800.00	1800.00 - 2000.00	1800.00 - 2000.00	1800.00 - 2000.00
Kattawa	1700.00 - 2200.00	2200.00 - 2400.00	2200.00 - 2300.00	2800.00 - 2800.00	2200.00 - 2200.00	2000.00 - 2200.00	2300.00 - 2400.00	1800.00 - 2000.00	2500.00 - 2600.00
Thora	-	-	-	-	-	-	-	-	-
Mora	2000.00 - 2100.00	2400.00 - 2400.00	2400.00 - 2500.00	2400.00 - 2600.00	2300.00 - 2400.00	2400.00 - 2500.00	-	2500.00 - 2600.00	2600.00 - 2600.00
Balaya	1600.00 - 1800.00	2200.00 - 2300.00	2000.00 - 2200.00	2000.00 - 2200.00	1800.00 - 1800.00	1800.00 - 1800.00	1800.00 - 1800.00	2000.00 - 2200.00	2200.00 - 2200.00
Anguluwa	2000.00 - 2000.00	2400.00 - 2600.00	2600.00 - 2600.00	2200.00 - 2400.00	2200.00 - 2400.00	2400.00 - 2600.00	2000.00 - 2000.00	2400.00 - 2600.00	2000.00 - 2200.00
Salaya	900.00 - 1000.00	1000.00 - 1100.00	1100.00 - 1100.00	1100.00 - 1200.00	1000.00 - 1200.00	1000.00 - 1200.00	900.00 - 1000.00	1100.00 - 1200.00	1000.00 - 1100.00
<i>Meat</i>									
Beef (without Bones)	-	2500.00 - 2500.00	2500.00 - 2500.00	-	2200.00 - 2200.00	-	2200.00 - 2200.00	-	-
Chicken (Broiler)	980.00 - 980.00	1080.00 - 1080.00	1080.00 - 1080.00	1080.00 - 1080.00	950.00 - 950.00	980.00 - 980.00	1150.00 - 1150.00	1160.00 - 1160.00	1120.00 - 1120.00
Chicken (Curry)	1200.00 - 1200.00	1300.00 - 1300.00	1200.00 - 1200.00	1200.00 - 1200.00	1300.00 - 1300.00	1200.00 - 1200.00	1250.00 - 1250.00	-	1300.00 - 1300.00
Mutton	-	3200.00 - 3200.00	3200.00 - 3200.00	-	3200.00 - 3200.00	3200.00 - 3200.00	3100.00 - 3100.00	-	3400.00 - 3400.00
Pork	-	-	1600.00 - 1600.00	-	-	-	-	1600.00 - 1600.00	1400.00 - 1400.00

Annex 05 : Food Composition of Selected Food Commodities

Commodity	Energy (kcal/100g)	Protein (g/100g)	Total fat (g/100g)	Retinol Eq (µ g/100g)	Vit B2 (mg/100g)	Vit B6 (mg/100g)	Folate (µg/100g)	Vit C (mg/100g)	Calcium (mg/100g)	Magnesium (mg/100g)	Iron (mg/100g)	Zinc (mg/100g)
Rice												
Rice - (white Kekulu - normal)	361	9.88	1.52	-	0.03	0.09	10.67	-	6.94	26.29	1.22	1.5
Rice - (white Kekulu Samba)	355	8.81	1.53	-	0.03	0.09	8.11	-	9.82	30.48	0.92	1.7
Rice - (Red Kekulu - normal)	366	8.64	2.12	-	0.05	0.1	8.39	-	4.73	31.7	0.88	1.84
Rice -Samba	369	6.86	2.45	-	0.05	0.13	12.79	-	8.71	37.26	1.18	1.49
Rice - Nadu White	366	7.76	1.48	-	0.03	0.12	9.35	-	4.57	20.1	0.64	1.61
Dried chillies	233	12.68	6.41	437	0.84	0.42	46.83	NA	107	231	5.39	1.65
Onion												
Big onions	48	1.67	0.24	0.16	0.01	0.1	32.99	7.58	14.82	16.94	0.45	0.25
Red onions	55	2.13	0.15	0.18	0.02	0.13	30.15	14.26	20.37	19.32	0.31	0.28
Potatoes	71	1.67	0.25		0.01	0.09	14.31	20.5	9.83	23.84	0.46	0.29
Pulses												
Green gram	290	21.97	0.93	19.5	0.28	0.33	135	NA	98.96	146	4.15	2.86
White cowpea	320	21.25	1.14	1.36	0.09	0.26	249	NA	84.1	213	5.04	3.57
Red cowpea	320	20.24	1.08	0.96	0.11	0.27	273	NA	81.83	194	4.95	3.4
Red Dhal	319	23.09	0.77	1.06	1.6	0.22	55	NA	41.27	66.63	7.45	3.34
Vegetables												
Beans	46	3.95	0.15	6.64	0.1	0.3	45.2	7.02	35.68	45.56	0.7	0.59
Carrot	30	0.85	0.45	1240	0.03	0.1	24.71	5.93	27.65	11.7	0.59	0.25
Leeks	30	1.74	0.49	18.56	0.02	0.19	42.63	4.65	29.28	11.77	1.49	0.43
Beetroot	31	2.12	0.15	1.52	0.01	0.09	108	4.51	20.29	34.88	0.77	0.29
Knolkhol	16	1.69	0.34		0.05	0.19	12.7	77.64	40.09	19.35	0.23	0.18
Radish	29	0.75	0.11		0.02	0.09	18.09	12.13	35.64	13.56	0.38	0.16
Cabbage	21	1.35	0.14	3.35	0.05	0.14	52.66	29.62	56.85	18.47	0.33	0.16

Tomatoes	20	0.88	0.56	165	0.03	0.09	20.16	25.58	9.69	14.93	0.31	0.12
Ladies fingers	26	2.06	0.19	12.41	0.08	0.28	70.62	24.48	92.26	55.23	0.96	0.44
Brinjal (Pandora Striped)	29	1.49	0.31	23	0.12	0.09	30.99	1.49	18.95	18	0.32	0.19
Brinjal (Chinese eggplant)	24	1.28	0.33	16.83	0.12	0.11	32.94	3.37	14.4	21.18	0.28	0.16
Capsicum	23	1.22	0.34	38.96	0.03	0.29	28.65	49.63	12.65	11.21	0.21	0.31
Pumpkin (Common)	31	0.86	0.3	30.41	0.02	0.09	17.72	8.73	18.75	9.93	0.49	0.25
Cucumber	19	0.98	0.24	0.58	0.01	0.08	19.66	4.08	22.1	18.22	0.67	0.21
Bitter gourd	19	1.47	0.23	55.08	0.05	0.06	53.1	46.89	25.19	35.81	1.75	0.26
Snake gourd (Dark green)	11	0.82	0.25	10.41	0.03	0.12	18.09	3.54	26.83	25.84	0.41	0.11
Snake gourd (Pale green)	11	0.89	0.25	5.14	0.03	0.07	16.52	2.85	27.11	21.77	0.47	0.2
Drumstick	30	2.48	0.12	3.13	0.06	0.12	60.48	92.33	22.27	28.51	0.5	0.26
Watakolu	12	0.86	0.15	59.33	0.01	0.07	25.48	6.41	14.67	14.01	4.42	0.45
Long beans	24	3.36	0.3	-	0.06	0.11	99.98	8.93	44.22	33.17	1.01	0.08
Ash Plantain	76	2.84	0.56	0.06	0.02	0.07	6.82	4.49	5.19	22.55	0.39	0.21
Green chillies	39	2.28	0.76	38.16	0.08	0.25	21.29	98.61	20.25	36.91	1.25	0.29
Limes	26	0.66	0.26	0.36	0.01	0.05	12.1	38.05	26	15.25	0.12	0.05
Kekiri	17	1.01	0.25	0.76	0.01	0.07	17.34	8.07	25.72	26.2	0.63	0.22
Ash pumpkin (Ash guord)	18	0.8	0.15		0.01	0.15	14.17	9.14	19.27	23.62	0.48	0.13
Cho-Cho	19	0.58	0.12	0.3	0.04	0.07	63.81	23.76	20.55	13.02	0.49	0.12
Thalana batu (Little prince)	21	1.28	0.39	24.33	0.12	0.09	38.63	2.4	12.38	19.62	0.31	0.22
Thalana batu (Thai eggplant)	21	1.45	0.26	18.33	0.11	0.09	31.18	2.71	17.24	37.22	0.37	0.24
Thibbatu	61	1.66	1.96	15.89	0.03	1.02	72.39	10.8	105	57.46	1.06	0.59
Kohila yams	27	0.64	0.16	1.72	0.01	0.14	4.64	1.67	52.33	33.95	0.61	1.62
Kehel muwa	19	1.36	0.63	4.27	0.02	0.12	40.51	8.16	35.09	31.43	0.38	0.39
Ambaralla	37	0.73	0.44	3.36	0.01	0.1	44.49	35.51	20.7	9.28	0.7	0.12
Mango	50	0.75	0.09	14.5	0.02	0.14	34.89	91.63	28.56	17.74	0.5	0.09
Mushroom	27	2.54	0.42	-	0.15	0.13	7.81	11.56	0.9	14.42	1.32	0.79
Dambala	21	1.84	0.2	38.74	0.08	0.4	33.69	19.82	68.24	31.38	1.2	0.44
Coconuts nuts	390	3.67	39.92	-	0.05	0.11	14.86	-				

Root Crop

Sweet potato	108	1.27	0.33	NA	0.04	0.09	14.44	22.2	28.93	21.05	0.51	0.14
Manioc	78	0.92	0.19	NA	0.07	0.2	0.1	1.95	25.31	19.08	19.78	23.73
Nelum ala/Lotus root	79	1.94	0.93	NA	0.05	0.19	26.49	26.63	37.71	26.58	3.34	0.35
Kiriala	87	3.96	0.15	1.19	0.03	0.16	20.17	2.71	30.79	41.52	0.6	0.42
Iniala	103	3.2	0.3	33.14	0.01	0.22	22.19	13.03	40.99	28.98	1.31	0.29

Leafy Vegetables

Mukunuwanna	28	3.15	0.55	92.25	0.09	0.27	96.14	3.24	135	45.38	1.7	1.03
Gotukola	15	0.64	0.47	226	0.07	0.23	70.11	6.74	96.31	41.42	1.25	0.66
Kankun	15	0.47	0.37	1614	0.08	0.4	33.69	19.82	49.21	18.35	1.32	0.44
Kathurumurunga	70	8.01	1.35	2097	0.33	0.22	120	121	901	96.64	4.36	0.53
Nivithi	22	2.2	0.47	959	0.06	0.11	74.05	10.26	163	61.37	1.49	0.67
Thampala	32	3.55	0.72	1474	0.21	0.22	74.27	82	258	209	3.5	1.4
Sarana	20	2.42	0.21	1149	0.03	0.13	58.54	9.89	59.57	42.93	0.13	0.75
Kohila leaves	33	4.1	0.83	300	0.02	0.17	56.76	5.56	19.5	20.32	0.25	0.3
Onion leaves	27	2.01	0.26	NA	0.04	0.18	56.8	23.38	35.21	74.95	3.15	0.77
Cabbage leaves	30	3.63	0.27	8.66	0.05	0.24	63.46	40.76	170	18.47	2.67	0.35
Salad leaves	19	1.05	0.24	NA	0.1	0.06	37.48	11.64	58.23	36.89	2.07	0.27
Cauliflower	23	2.09	0.48	0.14	0.06	0.11	46.67	50.17	22.44	18.52	0.76	0.27
Jackfruit pods	25	2.14	0.34	NA	0.03	0.04	30.7	24.77	37.32	26.08	0.3	0.17
Jackfruit seeds	77	5.66	0.44	NA	0.02	0.08	58.91	15.24	40.87	50.14	0.52	0.42

Meat

Chicken	176	23.14	9.24	6.88	0.07	0.49	10.09	-	15.06	20.18	0.75	0.64
Beef	160	23.3	7.45	2.15	0.08	0.32	1.93	-	4.8	28.54	2.41	3.31
Mutton	138	20.37	6.23	2.7	0.13	0.28	1.73	-	7.58	19.5	1.62	5.05
Pork	161	18.83	9.5	1.9	0.09	0.28	8.15	-	6.58	8.9	0.79	0.8

Fish

Balaya	96	21.28	1.12	21.01	0.15	0.12	7.89		6.45	26.02	0.68	0.46
Seer	136	22.28	5.18	81.9	0.07	0.16	15.45		9.85	36.73	0.41	0.74

Shark	95	21.6	0.83	1.11	0.04	0.11	8.57	8.44	32.58	0.41	0.74
Paraw	87	20.02	0.7	1.49	0.02	0.16	6.77	8.17	31.68	0.67	0.41
Thalapath	91	16.04	2.88	12.03	0.1	0.13	78.22	7.64	24.89	0.71	0.67
Kelawalla	109	21.47	2.55	15.95	0.17	0.73	77.39	13.35	33.82	0.68	0.64
Haedaella	87	19.88	0.78	12.18	0.04	0.06	11.7	36.6	53	0.54	0.65
Hurulla	88	17.08	2.18	10.02	0.14	1.66	61.66	103	35.45	1.24	1.05
Karalla / Katuwalla	97	21.8	1.06	1.25	0.02	0.1	14.38	37.06	39.05	0.24	0.42
Kumbala / Angila	101	21.51	1.53	16.34	0.1	0.1	7.13	31.27	37.46	1.46	0.67
Salaya / Sudaya	100	19.5	2.39	15.41	0.18	1.39	60.87	435	42.83	1.4	2.3
Theppli / Telapiya /Korali	83	18.48	1.08	17.14	0.18	0.18	8.29	99.39	24.96	2.84	0.88
Prawns	65	14.85	0.56	1.24	0.03	0.1	15.37	37.81	30.5	0.73	1.1
Crabs	45	10	0.55	8.33	0.14	0.18	13.83	37.81	45.93	0.73	1.1
Cuttle fish	76	16.82	0.93	1.93	0.02	0.04	6.22	8.73	35.46	0.62	1.3
Linna	112	20.3	3.37	15.78	0.23	0.68	59.78				
Coppara	97	22.89	0.56	21.51	0.04	0.12	8.08	7.2	30.08	1.2	0.58
Ray (Maduwa)	97	23.98	0.68	7.55	0.02	0.21	25.59	9.16	24.61	0.74	0.44

Dried Fish

Dried sprats	259	51.16	5.92	12.83	0.25	0.62	438	1178	162	3.06	4.2
Dried keeramin	311	49.6	12.42	12.92	0.13	2.41	144	555	166	2.58	3.19
Dried thalapath	289	54.68	8.04	9.38	0.04	0.43	97.8	62.75	110	1.96	1.45
Dried katta	275	50.04	8.31	2.48	0.03	0.35	80.4	86.55	92.17	1.47	1.16
Dried balaya	282	63.79	3.37	14.32	0.12	1.98	213	83.48	83.45	3.6	1.44
Dried shark / keelan	267	55.03	5.25	10.31	0.04	0.32	187	42.24	92.94	1.48	0.66

Eggs

Hen eggs (Country)	170	13.14	13	208	0.08	0.18	54.6	50.14	11.04	1.64	1.12
Hen eggs (Table)	135	13.55	9.03	200	0.19	0.19	49.46	63.3	12	2.39	1.73
Quail eggs	153	12.39	11.46	153	0.11	0.17	54.86	60.67	11.21	2.55	1.51

Fruits

Banana Embul	109	1.11	1.09	9.68	0.05	0.64	32.98	13.61	9.39	25.67	0.51	0.23
Anamaalu	102	1.04	0.72	16.4	0.04	0.65	21.07	3.66	8.06	27.02	0.51	0.23

Koli kuttu	107	1.38	0.34	8.8	0.03	0.47	18.12	7.71	8.56	38	0.32	0.14
Pineapple	37	0.41	0.17	5.76	0.04	0.12	17.86	39.36	10.37	10.71	0.3	0.09
Papaya	26	0.42	0.16	171	0.11	0.04	54.85	48.62	16.77	8.9	0.23	0.08
Mangoes (Karthakolomban)	79	0.8	0.92	259	0.01	0.1	35.52	17.74	3.12	6.72	0.1	0.08
Mangoes (Vilad)	44	0.76	0.58	146	0.05	0.26	67.6	29.97	16.93	14.79	0.65	0.19
Apple	62	0.29	0.64	0.36	0.02	0.08	3.43	2.9	3.12	6.72	0.1	0.08
Avacado	144	2.95	13.86	2	0.08	0.18	67.17	9.36	28.48	48.14	0.81	0.75
Wood apple	78	3.09	3.62	0.46	0.01	0.14	6.07	13.58	59.15	25.16	0.45	0.32
Orange	46	1.07	0.37	23.44	0.01	0.28	14.46	20.19	31.18	20.36	0.81	0.35
Guava	39	1.53	0.38	19.67	0.01	0.11	25.24	30.88	6.59	12.02	0.53	0.33
Grapes	49	0.95	10.69	3.22	0.04	0.1	7.07	20.51	7.27	6.86	0.28	0.07
Melon	19	0.65	0.16	130	0.02	0.11	6	8.24	4.05	9.76	0.15	0.1

Source: Sri Lanka Food Composition Tables, Ministry of Health - 2021.

Price Collecting Areas





HARTI



Ministry of Agriculture

Food Systems and Market Research Division & Data Management Division

Hector Kobbekaduwa Agrarian Research and Training Institute

No. 114, Wijerama Mawatha, Colombo 07.

Phone: 011-2696981 Fax: 011-2682283

E-mail: mfpaharti@yahoo.com

Web: www.harti.gov.lk

www.mobilink.lk

දෛනික චිළචිචි තොග මිල, ජංගම දුරකථනයෙන්

හෙක්ටර් කොච්චිකඩුව ගොවි කරියතු පර්යේෂණ හා පුහුණුධර්මේ ආයතනය අනුමුතයෙන්

මොබිටෙල් ජංගම මිල දර්ශනය

ජාතික ජංගම දුරකථන ජාලයෙන්

6666 අමතන්න.

මොබිටෙල් අද මිල - අත දහ

මොබිටෙල් ජංගම දුරකථන ජාලයෙන් චිළචිචි තොග මිල දර්ශනය.

විකාශිතයාට රු.2/-

විකාශිතයාට රු.2/-