

RETAIL MARKET AT A GLANCE

Summary

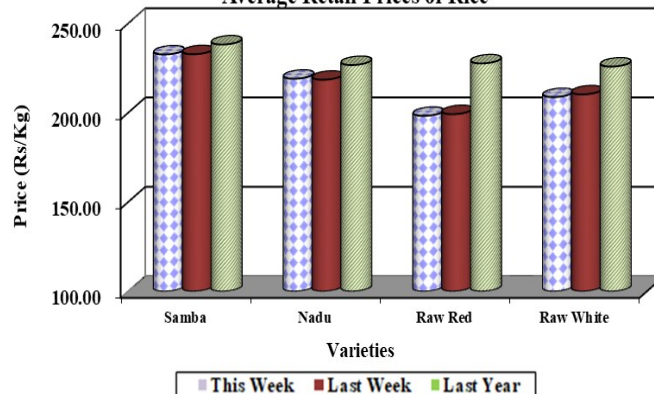
Rice



A price of raw red rice variety has increased by Rs.1.00/kg while prices of all other rice varieties have not changed significantly. The average farm gate prices of all paddy varieties in most of the major producing areas have increased with the highest price increase noted for keeri samba (Rs.12.00/kg) in the Polonnaruwa district.

(Page No.01-02)

Average Retail Prices of Rice



Other Field Crops



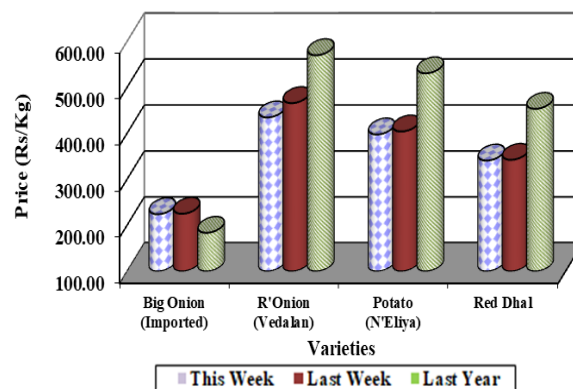
Price of vedalan red onion has increased by Rs.66.00/kg and the price ranged Rs.550.00-700.00/kg, price of imported big onion has decreased by Rs.15.00/kg.



Prices of both local and imported potatoes have increased in the range of RS.1.00-8.00/kg due to low supply. Prices of all pulse varieties have increased in the range of Rs.3.00-57.00/kg with the highest price increase being noted for white cowpea.

(Page No.02-04)

Average Retail Prices of Other Field Crops



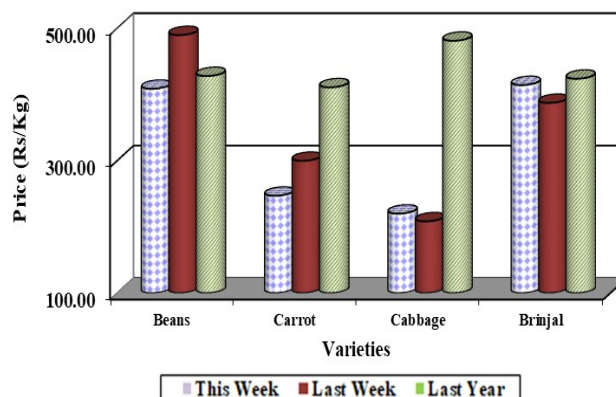
Vegetables



Prices of most of the upcountry and low country vegetables have increased due to low supply. Among the up country vegetables the highest price increase was noted for cabbage. However, prices of beans, leek, carrot and beetroot have decreased in the range of Rs.4.00-99.00/kg.

(Page No.04-05)

Average Retail Prices of Vegetables



Coconut



Prices of both large and small nuts have decreased.

(Page No.05-06)

Eggs



Prices of both brown and white eggs have decreased.

(Page No.08-09)

Rice

Wholesale

Prices of all local rice varieties have increased slightly due to increased paddy prices. Prices of samba grade I, II, keeri samba and raw white have increased by 1%. Prices ranged Rs.225.00-230.00/kg for samba grade I. Price range Rs.220.00-225.00/kg for samba grade II. Price ranged Rs.300.00-310.00/kg for keeri samba and Rs.195.00-205.00 for raw white.

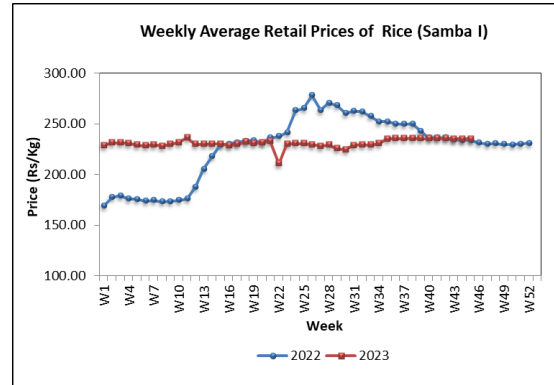
Price of both grade I and nadu I have increased by 2% and the price ranged Rs.205.00-210.00/kg and Rs.200.00-205.00/kg respectively. Price of raw red has also increased by 3% and the price ranged Rs.175.00-190.00/kg.

Compared to the same period of last year, prices of grade I and II samba and raw white have increased by 2%-4%. Price of keeri samba has increased by 30% while price of both grade I and II nadu, raw red have decreased in the range of 1%-12%.

Retail

Prices of most of the local rice varieties have not changed significantly while price of raw red has increased by Rs.1.00/kg and the price ranged Rs.190.00-210.00/kg. Price ranges were Rs.230.00-240.00/kg for samba I and Rs.230.00/kg for samba II

while average price for raw white was Rs.211.00/kg.



Compared to the same period of last year, prices of raw red and raw white have decreased in the range of 4%-11% and prices of samba I and II and nadu II have increased in the range of 1%-2%.

Paddy

The average farm gate prices of most of the paddy varieties have increased in major producing areas. Accordingly, the average price of short gain paddy has increased by Rs.2.00-9.00/kg in Kurunegala, Dehiattakandiya and Ampara areas. Prices ranged Rs.120.00-130.00/kg in major producing areas. Further, average price of keeri samba paddy has also increased by Rs.3.00-12.00/kg and prices ranged Rs.140.00-157.00/kg. Moreover, a Rs.2.00-7.00/kg price increase was also reported for long grain white paddy and its prices ranged Rs.110.00-118.00/kg. Price of long grain red has increased by about Rs.5.00/kg in Embilipitiya area and

prices ranged Rs.100.00-106.00/kg producing areas in the Southern province.

Compared to the same period of last year, the average farm gate paddy prices of short gain, keeri samba and long grain white paddy varieties have increased by 5%-46% and the highest price increase was reported for keeri samba paddy in Polonnaruwa. However, the average price of long grain red paddy has declined by 13%-16%.

Dried Chillies

Wholesale

Price of imported dried chillies has decreased by 1% and the price ranged Rs.1000.00-1050.00/kg.

Compared to the same period of last year, price of imported dried chillies has decreased by 34%.

Retail

Price of imported dried chillies has decreased by Rs.14.00/kg and the price ranged Rs.1100.00-1400.00/kg.

Compared to the same period of last year, price of imported dried chillies has decreased by 29%.

Onion

Wholesale

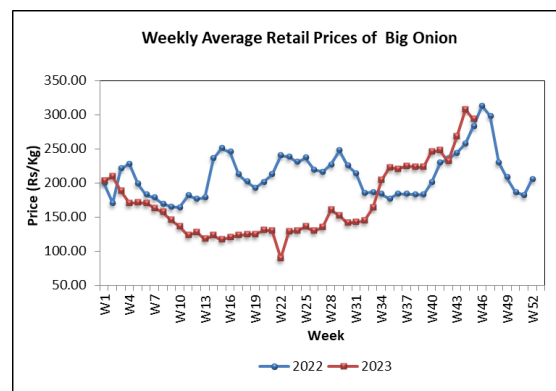
Prices of vedalan and imported red onion have decreased by 9% and 11% due to availability of sufficient stocks at the market and the prices ranged Rs.360.00-450.00/kg and Rs.430.00-490.00/kg respectively.

Price of imported big onion has decreased by 6% due to availability of low quality stocks and the price ranged Rs.160.00-250.00/kg.

Compared to the same period of last year, price of vedalan and imported red onion and imported big onion have decreased by 32% and 12% and 15% respectively.

Retail

Price of vedalan red onion has increased by Rs.66.00/kg due to unavailability of sinnan and imported red onion stocks at most of the markets and the price ranged Rs.550.00-700.00/kg. Price of imported big onion has decreased by Rs.15.00/kg and price ranged Rs.280.00-340.00/kg.



Weekly Food Commodities Bulletin

Compared to the same period of last year, price of imported big onion has increased by 4% while price of vedalan has decreased by 10%.

Potato

Wholesale

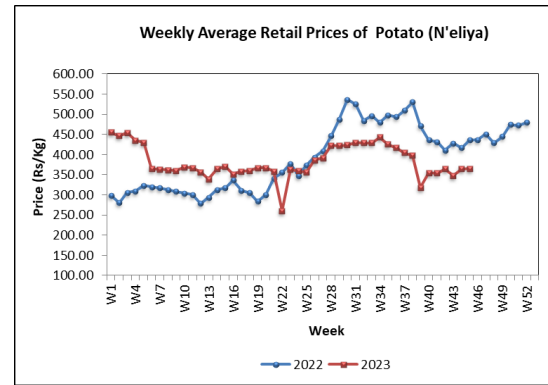
Prices of Welimada and Nuwara Eliya potatoes have increased by 12% and 6% due to limited supply and the price ranged Rs.210.00-240.00/kg for Welimada potato and Rs.230.00-260.00/kg for Nuwara Eliya.

Price of imported potato has increased by 8% due to availability of good quality Indian stocks and prices ranged Rs.150.00-170.00/kg for Pakistan stocks and Rs.240.00-250.00/kg for Indian stocks.

Compared to the same period of last year, prices of Welimada and Nuwara Eliya potatoes have decreased by 24% and 22% while the price of imported potato has increased by 1%.

Retail

Prices of Welimada, Nuwara Eliya and imported potatoes have increased by Rs.8.00/kg, Rs.1.00/kg and Rs.2.00/kg respectively and prices ranged Rs.280.00-320.00/kg, Rs.350.00-400.00/kg and Rs.200.00-240.00/kg respectively.



Compared to the same period of last year, prices of all potato varieties have decreased in the range of 8%-16%.

Pulses

Wholesale

Price of green gram has decreased by 6% due to availability of low quality stocks and the price ranged Rs.700.00-750.00/kg. Prices of red cowpea and red dhal have increased by 1% and price ranged Rs.950.00-1000.00/kg for red cowpea and Rs.285.00-300.00/kg for red dhal. Average price of white cowpea was Rs.950.00/kg.

Compared to the same period of last year, price of green gram and red dhal have decreased by 32% and 18% while prices of white cowpea and red cowpea have increased by 7% and 3% respectively.

Retail

Prices of all pulses varieties have increased in the range of Rs.3.00-57.00/kg, with the highest price increase was reported for white cowpea. Prices ranged Rs.900.00-1200.00/kg for green gram, Rs.1000.00-1200.00/kg for both red and white cowpea and Rs.320.00-360.00/kg for red dhal.

Compared to the same period of last year, prices of green gram and red dhal have decreased in the range of 12%-14% and price of red cowpea has increased by 4%.

Vegetable

Wholesale

Prices of most of the vegetables have increased due to decreased supply with the off-season and the prevailing rainy weather condition.

However, prices of some of the up country vegetables have decreased and the highest price decrease was reported for beans as 20% due to increased supply from Kandy area. Prices of carrot, leeks and beetroot have decreased in the range of 2%-4% due to slight changes of the market demand. However, prices of raddish, cabbage and knolkhol have increased in the range of 12%-30% due to decreased supply from all major producing areas.

Price of tomato has also increased by 85% due to decreased supply from Balangoda and Bandarawela areas and price of capsicum has increased by 10% due to decreased supply from Puttalam areas.

Considering low country vegetables the highest price increase was reported for pumpkin as 31% followed by drumstick as 20% due to decreased supply from Mahawilachchiya and Embilipitiya areas. Due to decreased supply from Embilipitiya areas, price of ash plantain has increased by 12%. Meanwhile, prices of snake gourd, luffa and bitter gourd have increased in the range of 1%-6%. However, prices of ladies fingers and long beans have decreased by 9% and 12% respectively due to increased supply from Puttalam areas and prices of brinjal and cucumber have also decreased by 2% and 4% respectively.

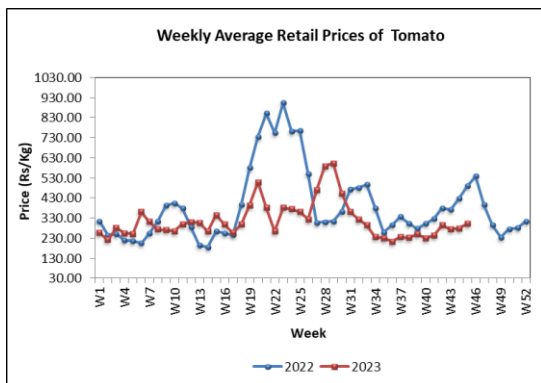
Price of green chilies has increased by 15% due to decreased supply from Nochchiyagama and Puttalam areas and price of lime has further increased by 13%.

Compared to the same period of last year, prices of most of the vegetables have increased and the highest price increase was reported for cucumber as 132%.

Retail

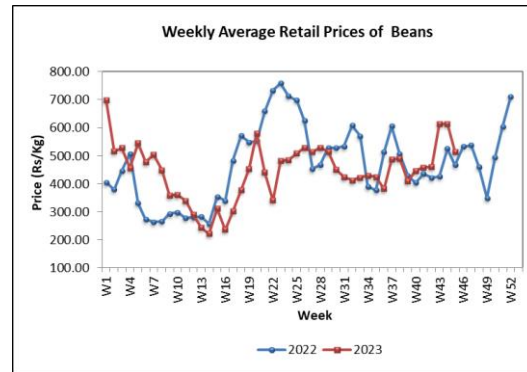
In line with the increased wholesale prices, retail prices of most of vegetable varieties have also increased.

Considering up country varieties the highest price increase was reported for cabbage as Rs.21.00/kg followed by raddish as Rs.6.00/kg . However, prices of beans and leeks have decreased Rs.99.00/kg and Rs.16.00/kg respectively. Prices of carrot and beetroot have also decreased Rs.7.00/kg and Rs.4.00/kg respectively. Prices of tomato and capsicum have increased by Rs.23.00/kg and Rs.11.00/kg respectively.



Considering low country varieties the highest price increase was reported for drumstick as Rs.52.00/kg followed by bitter gourd as Rs.8.00/kg. Price of pumpkin has increased by Rs.6.00/kg and prices of snake gourd and luffa have also increased around Rs.1.00/kg. However, price of long beans and brinjal have decreased by Rs.48.00/kg and Rs.24.00/kg respectively. Prices of ash plantain and

cucumber have decreased by Rs.11.00/kg and Rs.3.00/kg respectively.



Further, prices of green chilies and lime have increased by Rs.12.00/kg and Rs.32.00/kg respectively.

Compared to the same period of last year, prices of most of vegetable varieties have increased and the highest price increase was reported for lime as 190%.

Coconut

Wholesale

Prices of large and small nuts have decreased by 1% and 2% respectively. Price ranges were Rs.95.00-105.00 for a large nut and Rs.80.00-85.00 for a small nut.

Compared to the same period of last year, prices of large and small nuts have increased by 12% and 7% respectively.

Retail

Prices of both large and small nuts have decreased around Rs.1.00/nut. Price ranges

were Rs.100.00-120.00 for a large nut and Rs.90.00-100.00 for a small nut.

Compared to the same period of last year, prices of large and small nuts have increased 7% and 6% respectively.

Fruits

Wholesale

Prices of most of the fruit varieties have decreased due to low demand and availability of low quality stocks. The highest price decrease was reported as 42% for passion fruit due to low demand and availability of sufficient stocks. Price of all mango varieties have decreased in the range of 11%-28% with the start of harvesting season. Further, prices of papaw and wood apple have decreased by 18% and 10% respectively due to availability of low quality fruits with rainy weather condition. Price of all banana varieties have decreased in the range of 1%-10% with low demand. In addition, price of both avocado and imported grapes have decreased by 5% while the price of king coconut has decreased slightly with low demand.

However, price of orange has increased by 22% with unavailability of sufficient stocks. Price of all pineapple varieties have increased in the range of 5%-6% with availability of quality stocks. Price of slime

apple has slightly increased with availability of limited stocks.

Compared to the same period of last year, prices of most of the fruit varieties have increased with the highest price increase of 133% was reported for slime apple.

Retail

Prices of most of the fruit varieties have decreased in line with the decreased wholesale prices. The highest price decrease of Rs.20.00/kg was reported for imported grapes due to availability of sufficient stocks in the market. Further, price of passion fruit has decreased by Rs.17.00/fruit.

In addition, prices of both karthakolomban and vilad mangoes have decreased by Rs.15.00/fruit. Further, price of papaw has decreased by Rs.14.00/kg due to unavailability of quality stocks. Price of all sizes of pineapple have decreased in the range of Rs.5.00-8.00/fruit due to availability of sufficient stocks.

Moreover, prices of ambul, kolikuttu and seeni banana have decreased in the range of Rs.3.00-8.00/kg due to availability of sufficient stocks in the market.

Meanwhile, a price increase of Rs.30.00/fruit was reported for orange due to limited stock position in the market.

Compared to the same period of last year, prices of most of the fruit varieties have increased and the highest price increase was reported for orange as 71%.

Fresh Fish

Wholesale

Wholesale prices of most of the fresh fish types have decreased due to increased supply. The highest price decrease of 25% was noted for salaya due to high supply from Trincomalee, Mannar and Kalpitiya areas and the price ranged between Rs.140.00-200.00/kg. A price decrease of 15% was noted for paraw due to high supply from Northern areas and the price ranged between Rs.780.00-1250.00/kg. Likewise, a price decrease of 9% was noted for mora due to high supply from Walachchenai, Mullaitivu and Kalmunai areas, and the price ranged between Rs.650.00-840.00/kg. Also, the wholesale prices of hurulla, shrimps and thora have decreased by 2%-5%.

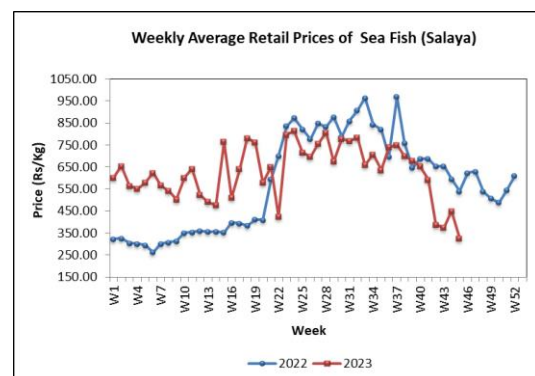
However, a price increase of 21% and 18% was noted for balaya and kelawalla due to low supply from Beruwala, Galle and Mirissa areas and their prices ranged between Rs. 650.00-800.00/kg and Rs.1000.00-1250.00/kg respectively. In addition, price of thalapath has increased by 4%.

Compared to the same period of last year, current wholesale prices of most of the fresh fish types have decreased in the range of 4%-60% and the highest price decrease was noted for salaya.

Retail

In line with decreased wholesale prices, retail prices of all types of fresh fish have also decreased. The highest price decrease was reported for thora by Rs.283.00/kg followed by Rs.211.00/kg for thalapath and Rs.209.00/kg for shrimps.

Further, prices of blaya, kelawalla and salaya have also decreased by Rs.154.00/kg, Rs.123.00/kg and Rs.122.00/kg. Likewise, prices of paraw and hurulla have decreased by Rs.72.00/kg and Rs.16.00/kg respectively.



Compared to the same period of last year, prices of most types of fresh fish have decreased in the range of 4%-40%

and the highest price decrease was reported for salaya.

Dried Fish

Wholesale

Due to an increase in local dried fish supply, prices of most of the local and imported dried fish types have decreased. The highest price decrease of 7% was noted for local salaya due to high supply from Chilaw, Puttalam and Mannar areas, and the price ranged between Rs.250.00-340.00/kg. Likewise, a price decrease of 3% was noted for local mora due to high supply from Negombo and Trincomalee areas and the price ranged between Rs.1650.00-1850.00/kg. In addition, prices of imported kattawa, local sprats and imported sprats have decreased by 1%.

However, a price increase of 4% was noted for local balaya due to low supply from Negombo and Beruwala areas and the price ranged between Rs.850.00-950.00/kg. In addition, price of imported anguluwa has increased by 2% and the price of local maduwa has increased by 1%.

Compared to the same period of last year, current wholesale prices of most of the dried fish types have decreased in the

range of 7%-61% and the highest price decrease was noted for local salaya.

Retail

In line with decreased wholesale prices, retail prices of most types of dried fish have decreased. The highest price decrease of Rs.313.00/kg was reported for local sprats. Prices of balaya and salaya have decreased by Rs.161.00/kg and Rs.98.00/kg respectively. Further, prices of kattawa and mora have decreased by Rs.57.00/kg and Rs.16.00/kg.

However, prices of imported sprats and anguluwa have increased by Rs.99.00/kg and Rs.39.00/kg due to decreased supply.

Compared to the same period of last year, prices of most types of dried fish have decreased in the range of 10%-24% and the highest price decrease was reported for salaya.

Eggs

Wholesale

Prices of a brown and white egg have decreased by 1% and 3% respectively and their prices ranged between Rs.45.00-47.00/egg and Rs.42.00-45.00/egg respectively.

Compared to the same period of last year, prices of both brown and white eggs have decreased by 8% and 12% respectively.

Retail

Price of white egg has decreased by Rs.1.00/egg and cents .25/egg for brown egg due to decreased farm gate price. Prices ranged Rs.44.00-48.00 for white eggs and Rs.46.00-50.00/egg for brown eggs.

Compared to the same period of last year, prices of both white and brown eggs have decreased by 8%.

Meat

Retail

Prices of all types of meat except pork have decreased due to low demand. Price of beef has decreased by Rs.160.00/kg. Prices of mutton, skin less curry chicken and skin less broiler chicken have also decreased by Rs.37.00/kg, Rs.12.00/kg and Rs.12.00/kg respectively.

Compared to the same period of last year, prices of beef, mutton and broiler chicken have increased in the range of 3%-8% while prices of curry chicken and pork have decreased by 15% and 12% respectively.

EXPLANATORY NOTE

The Food Commodities Bulletin is a weekly publication containing information relating to wholesale and retail prices of selected food commodities in nine selected markets in and around Colombo and main markets in the major producing areas.

The information is analyzed and presented as prevailing prices, price ranges, averages, and a comparison of weekly prices. The changes in prices reported are always with price prevailed during the previous week unless otherwise stated.

The frequency of collection of wholesale price information is twice a week (i.e. Tuesday and Friday) while with retail prices, it is thrice a week (i.e. Friday, Monday, and Tuesday).

Table 01: Selected Markets: Wholesale Price of Rice (Rs/50Kg Bag)

Week 45: 03 - 09 November 2023

LOCATIONS	Rice Varieties													
	Samba 1		Samba 2		Keeri Samba		Nadu 1		Nadu 2		Raw Red		Raw White	
Colombo	11250	11500	11000	11250	15000	15500	10250	10500	10000	10250	8750	9500	9750	10250
Divulapitiya	11300	12100	11000	11250	14500	15250	10500	10600	9900	10250	8750	9250	9500	10000
Kurunegala	11250	11450	10900	10900	15000	15000	10500	10500	10000	10250	9000	9000	9650	9750
Nikaweratiya	11500	11500	10900	11250	14500	15750	10700	10750	9900	10100	9000	10000	9250	9500
Badulla	11250	11400	-	-	-	-	10500	10750	-	-	8500	9000	9250	9500
Puttalam	11250	11300	11000	11200	-	-	10700	10800	9850	10300	9750	10250	9750	10250
Dambulla	11350	11400	11200	11250	-	-	10650	10750	10000	10100	9000	9500	9500	9650
Anuradhapura	11450	11500	-	-	14750	15500	10750	10900	9750	10250	9250	10250	9500	9750
Tambuttegama	-	-	11000	11250	-	-	-	-	10150	10300	10250	10250	9900	10150
Polonnaruwa	11250	11300	-	-	-	-	10700	10750	9700	9750	10200	10250	9700	9750
Kalutara	-	-	11000	11150	-	-	-	-	10150	10300	9000	9250	9800	9900
Ampara	-	-	10500	10500	-	-	10500	11000	-	-	8500	8500	9250	9500
Kandy	11300	11500	10500	10750	15000	15150	10400	10600	9800	10000	8800	9250	9500	10000
Moneragala	11350	11450	10500	10750	14500	15000	10850	10950	-	-	8750	9250	9250	9500
Kegalle	-	-	-	-	-	-	-	-	-	-	-	-	-	-
Dehiattakandiya	11250	12250	-	-	-	-	10500	10750	10000	10250	9250	10000	9100	10000
Hambantota	11250	11400	-	-	-	-	-	-	-	-	8250	8500	9250	9500
Matara	11300	11500	-	-	-	-	10300	10500	-	-	8500	8700	9400	9650
Galle	11400	11500	-	-	-	-	10750	10900	-	-	9000	9250	10000	10250
Meegoda	11000	11300	-	-	-	-	-	-	10500	10500	8600	8800	9500	9750
Tissamaharama	11250	11750	-	-	15500	16500	10500	10750	10000	10250	8250	8500	8750	9500
Embilipitiya	11000	11250	-	-	-	-	10500	10600	9950	10050	8250	8400	9250	9350
Jaffna	11000	11250	-	-	15250	15500	10500	10700	10000	10300	9250	10000	9700	10000
Vavuniya	11000	11250	-	-	15000	15500	10000	10400	9500	9750	8500	8750	9900	10200
Mannar	11200	12300	-	-	15000	15250	10400	10500	9750	10000	8500	9000	9750	10000
Killinochchi	11000	11250	-	-	15000	15500	10000	10500	-	-	8500	8750	10000	10250
Mullattivu	-	-	-	-	-	-	-	-	-	-	-	-	-	-
Batticaloa	11000	11350	-	-	15500	15750	10550	10750	10000	10050	9000	9200	10000	10250
Trincomalee	11000	11250	-	-	-	-	10000	10100	9600	9800	8500	8750	9750	10000
Galenbindunuwew	11450	11500	-	-	14750	15250	10750	10750	10000	10250	9000	10250	9500	9750
Matale	11400	11500	-	-	-	-	10600	10750	10000	10250	9650	9750	9750	9950

Table 02: Selected Markets: Retail Price of Rice (Rs/Kg)

Week 45: 03 - 09 November 2023

11

LOCATIONS	Rice Varieties													
	Samba 1		Samba 2		Keeri Samba		Nadu 1		Nadu 2		Raw Red		Raw White	
Colombo	230.00	240.00	230.00	230.00	-	-	220.00	230.00	220.00	220.00	190.00	210.00	200.00	220.00
Gampaha	240.00	240.00	230.00	230.00	310.00	310.00	220.00	220.00	220.00	220.00	200.00	210.00	210.00	220.00
Kurunegala	230.00	240.00	220.00	220.00	310.00	310.00	220.00	220.00	210.00	210.00	200.00	210.00	200.00	210.00
Nikaweratiya	230.00	240.00	-	-	320.00	320.00	220.00	220.00	200.00	215.00	200.00	210.00	190.00	205.00
Dambulla	230.00	235.00	225.00	227.00	300.00	320.00	215.00	216.00	200.00	208.00	190.00	200.00	195.00	200.00
Anuradhapura	230.00	230.00	-	-	300.00	320.00	220.00	220.00	200.00	210.00	190.00	210.00	195.00	200.00
Thambuththegama	240.00	240.00	229.00	230.00	-	-	220.00	220.00	210.00	220.00	-	-	200.00	210.00
Polonnaruwa	228.00	230.00	-	-	-	-	218.00	220.00	195.00	200.00	210.00	210.00	195.00	200.00
Kaluthara	-	-	225.00	228.00	-	-	-	-	215.00	218.00	203.00	205.00	208.00	210.00
Badulla	230.00	230.00	-	-	300.00	300.00	215.00	220.00	-	-	180.00	185.00	190.00	200.00
Keppetipola	230.00	235.00	224.00	226.00	300.00	320.00	214.00	216.00	200.00	205.00	176.00	180.00	186.00	190.00
Moneragala	230.00	230.00	220.00	220.00	300.00	310.00	220.00	220.00	-	-	180.00	190.00	190.00	195.00
Kegalle	230.00	235.00	-	-	-	-	210.00	220.00	195.00	205.00	200.00	220.00	200.00	210.00
Ampara	230.00	240.00	225.00	230.00	320.00	320.00	220.00	220.00	200.00	205.00	170.00	180.00	185.00	190.00
Dehiattakandiya	230.00	240.00	-	-	300.00	300.00	220.00	220.00	189.00	210.00	190.00	210.00	185.00	210.00
Nuwaraeliya	230.00	235.00	225.00	228.00	300.00	320.00	214.00	217.00	202.00	206.00	175.00	180.00	185.00	190.00
Kandy	230.00	235.00	220.00	225.00	310.00	320.00	218.00	220.00	205.00	210.00	190.00	200.00	195.00	210.00
Puttalam	230.00	230.00	220.00	230.00	-	-	215.00	220.00	195.00	210.00	195.00	210.00	200.00	210.00
Hambantota	230.00	230.00	-	-	-	-	-	-	-	-	170.00	175.00	190.00	195.00
Rathnapura	-	-	-	-	-	-	-	-	-	-	-	-	-	-
Matara	230.00	230.00	-	-	300.00	320.00	220.00	220.00	-	-	173.00	180.00	195.00	200.00
Galle	230.00	230.00	-	-	300.00	325.00	220.00	220.00	-	-	180.00	190.00	210.00	210.00
Tissamaharama	230.00	240.00	-	-	320.00	330.00	-	-	210.00	220.00	168.00	175.00	180.00	200.00
Meegoda (DEC)	-	-	225.00	230.00	295.00	295.00	215.00	220.00	-	-	190.00	195.00	200.00	210.00
Embilipitiya	230.00	240.00	-	-	-	-	215.00	220.00	200.00	210.00	170.00	185.00	195.00	210.00
Jaffna	230.00	235.00	-	-	320.00	330.00	218.00	220.00	205.00	210.00	195.00	210.00	205.00	210.00
Vavuniya	230.00	235.00	-	-	320.00	330.00	210.00	215.00	200.00	210.00	180.00	188.00	205.00	210.00
Mannar	230.00	230.00	-	-	320.00	330.00	215.00	220.00	205.00	210.00	190.00	200.00	205.00	210.00
Killinochchi	230.00	235.00	-	-	320.00	330.00	220.00	225.00	195.00	205.00	180.00	190.00	210.00	220.00
Mullaittivu	-	-	-	-	-	-	-	-	-	-	-	-	-	-
Batticaloa	230.00	234.00	228.00	230.00	320.00	328.00	218.00	220.00	205.00	206.00	186.00	190.00	208.00	210.00
Trincomalee	230.00	235.00	-	-	-	-	210.00	210.00	200.00	205.00	180.00	185.00	205.00	210.00
Hanguranketha	230.00	236.00	225.00	230.00	-	-	215.00	220.00	199.50	212.00	185.00	190.00	195.00	212.00
Veyangoda	230.00	240.00	220.00	225.00	300.00	300.00	220.00	220.00	200.00	215.00	180.00	190.00	190.00	210.00
Galenbindunuwewa	230.00	235.00	-	-	310.00	310.00	220.00	220.00	205.00	210.00	185.00	210.00	195.00	200.00
Bandarawela	-	-	220.00	225.00	300.00	300.00	-	-	205.00	210.00	185.00	190.00	200.00	205.00
Matale	230.00	240.00	-	-	300.00	310.00	215.00	218.00	205.00	210.00	195.00	200.00	200.00	205.00

Table 04: Selected Markets: Wholesale Price of Subsidiary Food (Rs/50Kg)

Week 45: 03 - 09 November 2023

LOCATION	Dried Chillies	Red Onion		Big Onion	Potato			Pulses		
	Imported	Imported	Local		Imported	Welimada	Nuwara Eliya	Green Gram	Cowpea	Red Dhal
Colombo	50000 - 52500	21500 - 24500	18000 - 22500	8000 - 12500	7500 - 12500	10500 - 12000	11500 - 13000	35000 - 37500	47500 - 47500	14250 - 15000
Kurunegala	51250 - 55000	20000 - 21000	-	10500 - 12250	8750 - 9250	-	-	35000 - 39500	50000 - 52500	14250 - 14750
Nikaweratiya	50000 - 51500	-	19000 - 19000	12500 - 13500	8150 - 8600	-	-	35000 - 37500	-	14250 - 14500
Dehiattakandiya	52500 - 55000	-	18000 - 21500	8000 - 13000	8000 - 9000	10000 - 11000	15000 - 15000	37000 - 37000	-	14500 - 15000
Dambulla (DEC)	50000 - 52500	20000 - 20000	19000 - 20000	11000 - 11500	8000 - 8500	10000 - 10500	-	32500 - 35000	44000 - 45000	14500 - 14750
Anuradhapura	55000 - 60000	-	18000 - 22000	13000 - 14500	8250 - 9500	11000 - 12000	-	42500 - 47500	47500 - 52500	14500 - 15500
Thambuththegama	51000 - 55000	-	21500 - 23000	8750 - 12000	11500 - 12000	-	-	35000 - 35500	-	14000 - 14500
Polonnaruwa	58500 - 60000	-	21500 - 22500	14000 - 14750	10000 - 10250	-	13000 - 13250	37000 - 41000	50000 - 50000	15250 - 15500
Kaluthara	51250 - 51500	-	21000 - 21500	11500 - 11750	8750 - 9000	10900 - 11000	12150 - 12250	36000 - 36500	47500 - 48000	14750 - 14900
Puttalam	50000 - 52000	-	20000 - 22500	14000 - 15000	9500 - 11000	-	14000 - 15500	37500 - 45000	44000 - 50000	15100 - 15750
Kandy	52500 - 55000	23000 - 24000	20000 - 21000	7500 - 12500	8250 - 8500	10000 - 10500	11500 - 12000	37500 - 40000	47500 - 48000	14750 - 15000
Matara	55000 - 57000	-	23000 - 25500	12500 - 13000	9500 - 10000	-	12400 - 13000	39000 - 42000	46250 - 47500	14500 - 15500
Hambantota	52500 - 57500	-	23500 - 25000	12500 - 14500	9000 - 10000	-	11000 - 12000	37500 - 45000	47500 - 49000	14500 - 15500
Kegalle	53800 - 54500	-	16850 - 17000	12500 - 13000	8650 - 8750	-	11350 - 11500	40000 - 41000	45500 - 47000	14500 - 15000
Galle	57500 - 60000	-	-	11500 - 13000	8750 - 10750	-	13500 - 14500	37500 - 42500	42500 - 50000	15000 - 15500
Tissamaharama	50000 - 57500	-	-	12000 - 14000	9000 - 10000	-	11250 - 12500	35000 - 42500	37500 - 43500	15000 - 15500
Meegoda (DEC)	51000 - 51500	23500 - 24000	-	11500 - 12750	8250 - 9000	10500 - 11000	12500 - 13000	36500 - 42500	51000 - 51500	14500 - 15000
Jaffna	51000 - 52000	-	14000 - 15000	14000 - 14250	8500 - 8700	10000 - 10500	-	38900 - 39400	-	15000 - 15600
Vavuniya	57000 - 58000	-	22500 - 23000	14000 - 14750	9000 - 9500	-	-	39000 - 39500	59000 - 59500	15000 - 15250
Mannar	53000 - 55000	-	16000 - 17500	9000 - 13500	8750 - 9250	-	-	40000 - 42500	-	15000 - 15250
Killinochchi	55000 - 57500	-	22500 - 23500	13500 - 14000	8500 - 9000	-	-	39000 - 40500	-	14500 - 15000
Mullattivu	-	-	-	-	-	-	-	-	-	-
Batticaloa	55000 - 56000	-	21000 - 22750	12500 - 13500	9000 - 9500	15500 - 17000	17000 - 18500	39000 - 40000	55500 - 56500	15000 - 15350
Trincomalee	52500 - 55000	-	16500 - 17500	10250 - 10750	9500 - 10250	-	-	44250 - 45000	-	14800 - 15000
Galenbindunuwewa	52500 - 57000	-	15000 - 16000	13750 - 14500	8500 - 9500	-	-	37000 - 38000	47500 - 49500	14500 - 15750
Matale	50000 - 52500	-	20000 - 21000	11500 - 12500	8250 - 8500	11000 - 11500	-	37500 - 38750	45000 - 47500	14250 - 14500

Table 05: Selected Markets: Retail Price of Subsidiary Food Crops (Rs/Kg)

Week 45: 03 - 09 November 2023

LOCATIONS	Dried Chillies	Red Onion		Big Onion	Potato			Pulses		
	Imported	Imported	Local		Imported	Welimada	Nuwara Eliya	Green Gram	Cowpea	Red Dhal
Colombo	1100.00 - 1400.00	-	550.00 - 700.00	280.00 - 340.00	200.00 - 240.00	280.00 - 320.00	350.00 - 400.00	900.00 - 1200.00	1000.00 - 1200.00	320.00 - 360.00
Gampaha	1180.00 - 1400.00	480.00 - 600.00	-	320.00 - 340.00	240.00 - 260.00	320.00 - 320.00	360.00 - 400.00	980.00 - 1200.00	1260.00 - 1300.00	330.00 - 340.00
Kurunegala	1200.00 - 1300.00	440.00 - 480.00	580.00 - 600.00	300.00 - 320.00	220.00 - 240.00	-	340.00 - 400.00	900.00 - 1100.00	1100.00 - 1200.00	340.00 - 360.00
Nikaweratiya	1100.00 - 1300.00	-	460.00 - 520.00	280.00 - 300.00	200.00 - 210.00	260.00 - 280.00	-	820.00 - 960.00	1000.00 - 1100.00	330.00 - 360.00
Dambulla	1100.00 - 1200.00	460.00 - 480.00	480.00 - 500.00	260.00 - 280.00	200.00 - 220.00	260.00 - 280.00	-	800.00 - 900.00	950.00 - 1000.00	310.00 - 320.00
Anuradhapura	1200.00 - 1300.00	-	400.00 - 480.00	280.00 - 320.00	180.00 - 220.00	260.00 - 280.00	-	900.00 - 1000.00	1000.00 - 1200.00	320.00 - 340.00
Thambuththegama	1150.00 - 1250.00	-	580.00 - 600.00	270.00 - 330.00	180.00 - 210.00	260.00 - 280.00	-	800.00 - 850.00	-	298.00 - 310.00
Polonnaruwa	1200.00 - 1260.00	-	440.00 - 460.00	290.00 - 320.00	200.00 - 220.00	270.00 - 280.00	-	800.00 - 880.00	1100.00 - 1100.00	320.00 - 330.00
Kaluthara	1150.00 - 1200.00	-	460.00 - 480.00	290.00 - 310.00	200.00 - 220.00	285.00 - 320.00	-	950.00 - 980.00	1100.00 - 1200.00	310.00 - 315.00
Badulla	1200.00 - 1250.00	600.00 - 600.00	480.00 - 500.00	280.00 - 300.00	190.00 - 200.00	260.00 - 320.00	-	800.00 - 900.00	1000.00 - 1000.00	320.00 - 330.00
Keppetipola	1160.00 - 1260.00	-	480.00 - 500.00	290.00 - 320.00	220.00 - 230.00	320.00 - 340.00	-	930.00 - 950.00	960.00 - 980.00	300.00 - 315.00
Moneragala	1150.00 - 1300.00	580.00 - 600.00	-	300.00 - 320.00	200.00 - 220.00	260.00 - 280.00	-	800.00 - 850.00	900.00 - 1100.00	300.00 - 340.00
Kegalle	1100.00 - 1200.00	-	400.00 - 420.00	320.00 - 340.00	200.00 - 220.00	270.00 - 290.00	-	800.00 - 850.00	900.00 - 1080.00	300.00 - 310.00
Ampara	1100.00 - 1250.00	500.00 - 520.00	440.00 - 450.00	300.00 - 320.00	200.00 - 220.00	290.00 - 320.00	-	800.00 - 1000.00	980.00 - 1100.00	300.00 - 310.00
Dehiattakandiya	1100.00 - 1150.00	-	400.00 - 460.00	280.00 - 280.00	180.00 - 200.00	260.00 - 320.00	-	750.00 - 800.00	-	300.00 - 320.00
Nuwaraeliya	1200.00 - 1280.00	-	460.00 - 500.00	280.00 - 300.00	220.00 - 240.00	-	340.00 - 350.00	950.00 - 960.00	980.00 - 1000.00	300.00 - 315.00
Kandy	1300.00 - 1350.00	540.00 - 560.00	520.00 - 540.00	320.00 - 340.00	240.00 - 260.00	300.00 - 320.00	340.00 - 360.00	1000.00 - 1050.00	1100.00 - 1140.00	350.00 - 360.00
Puttalam	1100.00 - 1250.00	-	600.00 - 680.00	320.00 - 380.00	220.00 - 260.00	-	360.00 - 400.00	850.00 - 1100.00	1050.00 - 1200.00	310.00 - 340.00
Rathnapura	-	-	-	-	-	-	-	-	-	-
Hambantota	1200.00 - 1300.00	-	460.00 - 540.00	280.00 - 300.00	210.00 - 230.00	260.00 - 300.00	-	800.00 - 900.00	1000.00 - 1100.00	320.00 - 340.00
Matara	1200.00 - 1300.00	-	500.00 - 550.00	280.00 - 290.00	220.00 - 240.00	280.00 - 320.00	-	800.00 - 900.00	1000.00 - 1100.00	320.00 - 340.00
Galle	1200.00 - 1300.00	-	600.00 - 700.00	280.00 - 280.00	200.00 - 220.00	280.00 - 320.00	-	800.00 - 900.00	1000.00 - 1200.00	320.00 - 340.00
Tissamaharama	1100.00 - 1200.00	-	-	280.00 - 300.00	200.00 - 210.00	260.00 - 280.00	-	750.00 - 900.00	800.00 - 900.00	310.00 - 320.00
Meegoda (DEC)	1080.00 - 1100.00	-	-	280.00 - 320.00	190.00 - 200.00	280.00 - 320.00	360.00 - 360.00	850.00 - 900.00	1080.00 - 1100.00	320.00 - 340.00
Embilipitiya	1150.00 - 1300.00	-	440.00 - 480.00	280.00 - 290.00	220.00 - 250.00	280.00 - 300.00	-	800.00 - 950.00	1000.00 - 1095.00	310.00 - 380.00
Jaffna	1270.00 - 1350.00	-	400.00 - 420.00	320.00 - 330.00	180.00 - 200.00	285.00 - 310.00	-	800.00 - 820.00	-	320.00 - 320.00
Vavuniya	1200.00 - 1300.00	-	470.00 - 500.00	300.00 - 320.00	200.00 - 220.00	-	-	850.00 - 900.00	1200.00 - 1260.00	320.00 - 325.00
Mannar	1150.00 - 1300.00	-	500.00 - 600.00	280.00 - 300.00	200.00 - 220.00	-	-	900.00 - 1000.00	-	320.00 - 350.00
Killinochchi	1200.00 - 1240.00	-	500.00 - 550.00	300.00 - 330.00	200.00 - 230.00	-	-	840.00 - 860.00	-	320.00 - 330.00
Mullaittivu	-	-	-	-	-	-	-	-	-	-
Batticaloa	1180.00 - 1200.00	-	480.00 - 520.00	300.00 - 320.00	220.00 - 240.00	380.00 - 420.00	400.00 - 440.00	850.00 - 870.00	1160.00 - 1200.00	320.00 - 325.00
Trincomalee	1180.00 - 1200.00	-	480.00 - 520.00	320.00 - 340.00	230.00 - 250.00	-	-	960.00 - 1000.00	-	310.00 - 320.00
Hanguranketha	1150.00 - 1320.00	-	450.00 - 450.00	280.00 - 300.00	200.00 - 220.00	260.00 - 280.00	-	800.00 - 998.00	1100.00 - 1250.00	300.00 - 320.00
Veyangoda	1100.00 - 1200.00	-	520.00 - 600.00	280.00 - 320.00	200.00 - 240.00	-	360.00 - 360.00	850.00 - 1000.00	960.00 - 1000.00	300.00 - 340.00
Galenbindunuwewa	1100.00 - 1160.00	-	-	280.00 - 300.00	180.00 - 200.00	-	-	760.00 - 800.00	990.00 - 1050.00	310.00 - 320.00
Bandarawela	1200.00 - 1300.00	580.00 - 600.00	480.00 - 500.00	280.00 - 300.00	180.00 - 200.00	250.00 - 260.00	-	900.00 - 950.00	1000.00 - 1100.00	320.00 - 340.00
Matale	1100.00 - 1200.00	-	460.00 - 480.00	260.00 - 280.00	180.00 - 200.00	260.00 - 280.00	-	760.00 - 800.00	980.00 - 1000.00	300.00 - 310.00

Table 06: Selected Markets: Wholesale Price of Vegetables(Rs/Kg)

Week 45: 03 - 09 November 2023

Locations	Butter Beans	Green Beans	Carrot	Leeks	Beetroot	Knolkhol
Colombo	-	300.00 - 400.00	180.00 - 200.00	80.00 - 120.00	100.00 - 160.00	180.00 - 200.00
Meegoda (DEC)	-	370.00 - 420.00	240.00 - 280.00	120.00 - 150.00	120.00 - 150.00	220.00 - 270.00
Dambulla (DEC)	-	250.00 - 300.00	200.00 - 250.00	80.00 - 110.00	80.00 - 110.00	220.00 - 250.00
Keppetipola (DEC)	-	370.00 - 400.00	210.00 - 220.00	80.00 - 90.00	120.00 - 130.00	160.00 - 180.00
Norochchole (DEC)	-	-	-	-	80.00 - 100.00	-
Nuwara Eliya	-	380.00 - 400.00	230.00 - 240.00	90.00 - 100.00	140.00 - 150.00	180.00 - 200.00
Kandy	-	250.00 - 280.00	230.00 - 250.00	90.00 - 110.00	110.00 - 120.00	140.00 - 160.00
Hambantota	-	350.00 - 400.00	280.00 - 320.00	160.00 - 180.00	190.00 - 200.00	190.00 - 240.00
Thambuththegama (DEC)	-	350.00 - 400.00	270.00 - 300.00	120.00 - 150.00	110.00 - 130.00	160.00 - 200.00
Jaffna	-	340.00 - 350.00	290.00 - 320.00	155.00 - 165.00	120.00 - 140.00	-
Bandarawela	-	350.00 - 400.00	200.00 - 220.00	80.00 - 100.00	130.00 - 150.00	160.00 - 180.00
Veyangoda	-	400.00 - 440.00	230.00 - 250.00	100.00 - 120.00	120.00 - 150.00	180.00 - 230.00

Locations	Raddish	Cabbage	Tomato	Ladies Fingers	Brinjal	Capsicum
Colombo	120.00 - 150.00	160.00 - 200.00	180.00 - 280.00	160.00 - 230.00	250.00 - 350.00	450.00 - 600.00
Meegoda (DEC)	110.00 - 140.00	220.00 - 250.00	200.00 - 240.00	190.00 - 210.00	280.00 - 380.00	500.00 - 580.00
Moneragala	180.00 - 200.00	200.00 - 240.00	170.00 - 200.00	200.00 - 240.00	200.00 - 300.00	300.00 - 600.00
Dambulla (DEC)	70.00 - 80.00	150.00 - 200.00	160.00 - 180.00	130.00 - 150.00	260.00 - 300.00	450.00 - 500.00
Keppetipola (DEC)	100.00 - 110.00	160.00 - 180.00	150.00 - 160.00	140.00 - 150.00	200.00 - 220.00	450.00 - 500.00
Norochchole (DEC)	50.00 - 80.00	140.00 - 160.00	60.00 - 100.00	130.00 - 160.00	250.00 - 280.00	320.00 - 370.00
Nuwara Eliya	130.00 - 140.00	200.00 - 220.00	150.00 - 170.00	150.00 - 160.00	220.00 - 230.00	550.00 - 580.00
Kandy	90.00 - 110.00	140.00 - 190.00	180.00 - 200.00	160.00 - 180.00	200.00 - 250.00	450.00 - 480.00
Hambantota	180.00 - 210.00	200.00 - 240.00	180.00 - 240.00	200.00 - 250.00	300.00 - 350.00	480.00 - 580.00
Thambuththegama (DEC)	80.00 - 110.00	190.00 - 220.00	190.00 - 220.00	100.00 - 120.00	250.00 - 300.00	400.00 - 450.00
Tissamaharama	-	240.00 - 270.00	240.00 - 260.00	220.00 - 260.00	350.00 - 390.00	530.00 - 560.00
Jaffna	110.00 - 120.00	230.00 - 245.00	210.00 - 230.00	190.00 - 205.00	240.00 - 260.00	490.00 - 510.00
Bandarawela	80.00 - 100.00	140.00 - 160.00	150.00 - 160.00	-	180.00 - 220.00	500.00 - 550.00
Veyangoda	80.00 - 110.00	180.00 - 220.00	220.00 - 230.00	160.00 - 200.00	280.00 - 320.00	450.00 - 500.00

Locations	Pumpkin	Cucumber	Bitter Gourd	Snake Gourd	Drumstick	Luffa
Colombo	70.00 - 100.00	80.00 - 100.00	350.00 - 420.00	250.00 - 320.00	200.00 - 320.00	250.00 - 320.00
Meegoda (DEC)	80.00 - 100.00	100.00 - 120.00	350.00 - 380.00	320.00 - 350.00	-	300.00 - 350.00
Moneragala	140.00 - 160.00	100.00 - 120.00	400.00 - 450.00	240.00 - 280.00	-	260.00 - 300.00
Dambulla (DEC)	70.00 - 85.00	80.00 - 110.00	350.00 - 380.00	250.00 - 300.00	400.00 - 450.00	240.00 - 280.00
Keppetipola (DEC)	80.00 - 100.00	90.00 - 110.00	350.00 - 360.00	280.00 - 290.00	280.00 - 300.00	280.00 - 300.00
Norochchole (DEC)	60.00 - 80.00	50.00 - 80.00	320.00 - 400.00	150.00 - 200.00	240.00 - 280.00	170.00 - 200.00
Nuwara Eliya	90.00 - 100.00	100.00 - 110.00	370.00 - 380.00	290.00 - 300.00	300.00 - 320.00	300.00 - 320.00
Kandy	90.00 - 100.00	80.00 - 90.00	350.00 - 370.00	260.00 - 280.00	-	300.00 - 330.00
Hambantota	80.00 - 100.00	80.00 - 120.00	380.00 - 460.00	280.00 - 340.00	200.00 - 250.00	300.00 - 350.00
Thambuththegama (DEC)	50.00 - 80.00	60.00 - 75.00	360.00 - 400.00	230.00 - 260.00	-	250.00 - 280.00
Tissamaharama	100.00 - 130.00	100.00 - 130.00	530.00 - 590.00	250.00 - 280.00	-	330.00 - 380.00
Jaffna	40.00 - 50.00	100.00 - 110.00	320.00 - 340.00	190.00 - 210.00	390.00 - 430.00	-
Bandarawela	80.00 - 100.00	80.00 - 100.00	-	-	-	-
Veyangoda	80.00 - 100.00	70.00 - 100.00	360.00 - 400.00	280.00 - 320.00	280.00 - 300.00	290.00 - 320.00

Table 06 (Contd.)

	Long Beans	Ash Plantain	Green Chillies	Lime	Sweet Potatoe	Manioc
Colombo	220.00 - 300.00	200.00 - 250.00	350.00 - 450.00	##### - #####	80.00 - 100.00	80.00 - 100.00
Meegoda (DEC)	270.00 - 330.00	180.00 - 240.00	400.00 - 480.00	##### - #####	70.00 - 120.00	110.00 - 120.00
Moneragala	300.00 - 350.00	100.00 - 120.00	550.00 - 650.00	##### - #####	120.00 - 130.00	70.00 - 80.00
Dambulla (DEC)	250.00 - 300.00	240.00 - 250.00	350.00 - 450.00	##### - #####	60.00 - 85.00	70.00 - 80.00
Keppetipola (DEC)	230.00 - 250.00	230.00 - 240.00	450.00 - 500.00	##### - #####	80.00 - 90.00	90.00 - 100.00
Norochchole (DEC)	150.00 - 200.00	-	340.00 - 450.00	-	80.00 - 100.00	60.00 - 80.00
Nuwara Eliya	250.00 - 260.00	240.00 - 250.00	450.00 - 500.00	##### - #####	90.00 - 100.00	100.00 - 120.00
Kandy	230.00 - 250.00	200.00 - 220.00	450.00 - 500.00	##### - #####	90.00 - 100.00	80.00 - 90.00
Hambantota	300.00 - 350.00	140.00 - 180.00	480.00 - 540.00	##### - #####	120.00 - 140.00	120.00 - 150.00
Thambuththegama (DEC)	280.00 - 320.00	160.00 - 200.00	380.00 - 450.00	##### - #####	70.00 - 100.00	60.00 - 80.00
Tissamaharama	340.00 - 380.00	180.00 - 220.00	600.00 - 650.00	##### - #####	-	-
Jaffna	250.00 - 260.00	140.00 - 160.00	300.00 - 315.00	##### - #####	120.00 - 130.00	75.00 - 90.00
Bandarawela	-	-	450.00 - 500.00	-	80.00 - 100.00	100.00 - 120.00
Veyangoda	260.00 - 320.00	220.00 - 240.00	400.00 - 450.00	##### - #####	70.00 - 85.00	100.00 - 120.00

Locations	Leafy Vegetables (Rs/Bundle)			Coconut (Rs/Nut)	
	Mukunuwenna	Kankun	Gotukola	Large	Small
Colombo	40.00 - 50.00	40.00 - 50.00	150.00 - 160.00	95.00 - 105.00	80.00 - 85.00
Meegoda (DEC)	80.00 - 80.00	80.00 - 80.00	80.00 - 100.00	100.00 - 110.00	85.00 - 90.00
Norochchole (DEC)	50.00 - 60.00	50.00 - 60.00	120.00 - 130.00	90.00 - 100.00	80.00 - 85.00
Nuwara Eliya	-	-	-	-	-
Dambulla (DEC)	25.00 - 30.00	25.00 - 30.00	140.00 - 150.00	80.00 - 85.00	65.00 - 70.00
Kandy	35.00 - 40.00	40.00 - 45.00	140.00 - 150.00	85.00 - 90.00	65.00 - 70.00
Hambantota	45.00 - 50.00	45.00 - 50.00	60.00 - 70.00	-	-
Thambuththegama (DEC)	30.00 - 30.00	30.00 - 30.00	-	78.00 - 85.00	70.00 - 75.00
Tissamaharama	30.00 - 40.00	30.00 - 40.00	150.00 - 180.00	90.00 - 100.00	80.00 - 85.00
Jaffna	60.00 - 70.00	30.00 - 36.00	190.00 - 200.00	75.00 - 80.00	50.00 - 55.00
Bandarawela	-	-	-	-	-
Veyangoda	35.00 - 40.00	35.00 - 40.00	-	90.00 - 100.00	-

Colombo, Meegoda, Norochchole, Jaffna, Dambulla and Kandy - Gotukola Price Rs/Kg

Table 07: Selected Markets: Retail Price of Vegetables (Rs/Kg)

Week 45: 03 - 09 November 2023

LOCATIONS	Up Country Varieties																
	Butter Beans		Green Beans		Carrot		Leeks		Beetroot		Knol Khol		Raddish		Cabbage		Tomato
Colombo	-	400.00 - 600.00	220.00 - 420.00	160.00 - 280.00	160.00 - 360.00	220.00 - 400.00	160.00 - 320.00	200.00 - 400.00	200.00 - 400.00	200.00 - 400.00	200.00 - 400.00	200.00 - 400.00	200.00 - 400.00	200.00 - 400.00	200.00 - 400.00	200.00 - 400.00	200.00 - 400.00
Gampaha	-	480.00 - 600.00	360.00 - 400.00	200.00 - 320.00	280.00 - 320.00	240.00 - 320.00	280.00 - 320.00	240.00 - 320.00	240.00 - 320.00	240.00 - 320.00	240.00 - 320.00	240.00 - 320.00	240.00 - 320.00	240.00 - 320.00	240.00 - 320.00	240.00 - 320.00	240.00 - 320.00
Kurunegala	-	520.00 - 560.00	440.00 - 480.00	240.00 - 320.00	320.00 - 360.00	280.00 - 340.00	320.00 - 360.00	280.00 - 340.00	220.00 - 240.00	360.00 - 400.00	220.00 - 240.00	360.00 - 400.00	320.00 - 340.00	360.00 - 400.00	320.00 - 340.00	320.00 - 340.00	320.00 - 340.00
Nikaweratiya	-	520.00 - 600.00	400.00 - 480.00	240.00 - 320.00	260.00 - 320.00	320.00 - 400.00	240.00 - 320.00	260.00 - 320.00	320.00 - 400.00	240.00 - 320.00	240.00 - 320.00	280.00 - 400.00	280.00 - 400.00	280.00 - 400.00	280.00 - 400.00	280.00 - 400.00	280.00 - 400.00
Dambulla	-	460.00 - 500.00	360.00 - 400.00	200.00 - 240.00	260.00 - 300.00	360.00 - 380.00	200.00 - 240.00	260.00 - 300.00	360.00 - 380.00	200.00 - 240.00	200.00 - 240.00	300.00 - 320.00	300.00 - 320.00	300.00 - 320.00	280.00 - 320.00	280.00 - 320.00	280.00 - 320.00
Anuradhapura	-	480.00 - 640.00	320.00 - 480.00	220.00 - 320.00	200.00 - 240.00	-	160.00 - 240.00	160.00 - 240.00	-	160.00 - 240.00	280.00 - 360.00	240.00 - 320.00	240.00 - 320.00	240.00 - 320.00	240.00 - 320.00	240.00 - 320.00	240.00 - 320.00
Thambuththegama	-	480.00 - 540.00	330.00 - 380.00	180.00 - 220.00	180.00 - 240.00	240.00 - 260.00	140.00 - 180.00	140.00 - 180.00	280.00 - 340.00	270.00 - 320.00	270.00 - 320.00	270.00 - 320.00	270.00 - 320.00	270.00 - 320.00	270.00 - 320.00	270.00 - 320.00	270.00 - 320.00
Polonnaruwa	-	600.00 - 630.00	360.00 - 400.00	260.00 - 280.00	240.00 - 260.00	340.00 - 360.00	180.00 - 200.00	180.00 - 200.00	360.00 - 380.00	280.00 - 320.00	280.00 - 320.00	280.00 - 320.00	280.00 - 320.00	280.00 - 320.00	280.00 - 320.00	280.00 - 320.00	280.00 - 320.00
Kaluthara	-	500.00 - 520.00	300.00 - 320.00	200.00 - 220.00	200.00 - 220.00	260.00 - 280.00	220.00 - 240.00	220.00 - 240.00	260.00 - 280.00	240.00 - 260.00	240.00 - 260.00	240.00 - 260.00	240.00 - 260.00	240.00 - 260.00	240.00 - 260.00	240.00 - 260.00	240.00 - 260.00
Badulla	-	440.00 - 480.00	320.00 - 360.00	200.00 - 240.00	280.00 - 320.00	280.00 - 320.00	200.00 - 220.00	200.00 - 220.00	280.00 - 320.00	280.00 - 320.00	200.00 - 220.00	240.00 - 280.00	240.00 - 280.00	240.00 - 280.00	240.00 - 280.00	240.00 - 280.00	240.00 - 280.00
Keppetipola	-	480.00 - 500.00	280.00 - 300.00	180.00 - 200.00	220.00 - 230.00	260.00 - 280.00	190.00 - 200.00	190.00 - 200.00	260.00 - 280.00	250.00 - 260.00	250.00 - 260.00	250.00 - 260.00	250.00 - 260.00	250.00 - 260.00	250.00 - 260.00	250.00 - 260.00	250.00 - 260.00
Moneragala	-	480.00 - 520.00	320.00 - 400.00	240.00 - 320.00	240.00 - 320.00	-	220.00 - 240.00	220.00 - 240.00	-	220.00 - 240.00	280.00 - 320.00	300.00 - 320.00	300.00 - 320.00	300.00 - 320.00	300.00 - 320.00	300.00 - 320.00	300.00 - 320.00
Kegalle	-	480.00 - 520.00	450.00 - 480.00	250.00 - 280.00	250.00 - 280.00	340.00 - 360.00	300.00 - 320.00	300.00 - 320.00	300.00 - 320.00	300.00 - 320.00	300.00 - 320.00	300.00 - 320.00	300.00 - 320.00	300.00 - 320.00	300.00 - 320.00	300.00 - 320.00	300.00 - 320.00
Ampara	-	480.00 - 540.00	400.00 - 440.00	240.00 - 260.00	260.00 - 280.00	-	200.00 - 200.00	200.00 - 200.00	-	200.00 - 200.00	280.00 - 360.00	280.00 - 360.00	280.00 - 360.00	280.00 - 360.00	280.00 - 360.00	280.00 - 360.00	280.00 - 360.00
Dehiattakandiya	-	400.00 - 600.00	320.00 - 420.00	240.00 - 300.00	160.00 - 260.00	300.00 - 300.00	200.00 - 200.00	200.00 - 200.00	300.00 - 300.00	200.00 - 200.00	320.00 - 320.00	320.00 - 320.00	320.00 - 320.00	320.00 - 320.00	320.00 - 320.00	320.00 - 320.00	320.00 - 320.00
Nuwaraeliya	-	500.00 - 520.00	340.00 - 360.00	220.00 - 240.00	250.00 - 260.00	300.00 - 320.00	240.00 - 260.00	240.00 - 260.00	300.00 - 320.00	320.00 - 340.00	320.00 - 340.00	260.00 - 280.00	260.00 - 280.00	260.00 - 280.00	260.00 - 280.00	260.00 - 280.00	260.00 - 280.00
Kandy	-	450.00 - 480.00	360.00 - 400.00	200.00 - 240.00	200.00 - 240.00	300.00 - 320.00	160.00 - 200.00	160.00 - 200.00	300.00 - 320.00	200.00 - 240.00	200.00 - 240.00	300.00 - 320.00	300.00 - 320.00	300.00 - 320.00	300.00 - 320.00	300.00 - 320.00	300.00 - 320.00
Puttalam	-	640.00 - 680.00	360.00 - 440.00	280.00 - 320.00	260.00 - 300.00	-	200.00 - 260.00	200.00 - 260.00	-	200.00 - 260.00	320.00 - 400.00	320.00 - 400.00	320.00 - 400.00	320.00 - 400.00	320.00 - 400.00	320.00 - 400.00	320.00 - 400.00
Hambantota	-	500.00 - 600.00	320.00 - 400.00	200.00 - 250.00	240.00 - 280.00	240.00 - 320.00	240.00 - 300.00	240.00 - 300.00	240.00 - 320.00	280.00 - 320.00	280.00 - 320.00	260.00 - 300.00	260.00 - 300.00	260.00 - 300.00	260.00 - 300.00	260.00 - 300.00	260.00 - 300.00
Rathnapura	-	-	-	-	-	-	-	-	-	-	-	-	-	-	-	-	-
Matara	-	550.00 - 600.00	320.00 - 400.00	200.00 - 240.00	200.00 - 240.00	240.00 - 280.00	220.00 - 260.00	220.00 - 260.00	240.00 - 280.00	280.00 - 320.00	280.00 - 320.00	280.00 - 320.00	280.00 - 320.00	280.00 - 320.00	280.00 - 320.00	280.00 - 320.00	280.00 - 320.00
Galle	-	600.00 - 650.00	320.00 - 360.00	200.00 - 240.00	200.00 - 240.00	260.00 - 260.00	160.00 - 200.00	160.00 - 200.00	260.00 - 260.00	320.00 - 360.00	280.00 - 320.00	280.00 - 320.00	280.00 - 320.00	280.00 - 320.00	280.00 - 320.00	280.00 - 320.00	280.00 - 320.00
Tissamaharama	-	540.00 - 600.00	420.00 - 480.00	220.00 - 280.00	240.00 - 280.00	320.00 - 380.00	300.00 - 320.00	300.00 - 320.00	320.00 - 380.00	280.00 - 340.00	280.00 - 340.00	280.00 - 340.00	280.00 - 340.00	280.00 - 340.00	280.00 - 340.00	280.00 - 340.00	280.00 - 340.00
Meegoda (DEC)	-	480.00 - 520.00	360.00 - 480.00	200.00 - 240.00	200.00 - 320.00	320.00 - 360.00	240.00 - 280.00	240.00 - 280.00	320.00 - 360.00	320.00 - 400.00	280.00 - 360.00	280.00 - 360.00	280.00 - 360.00	280.00 - 360.00	280.00 - 360.00	280.00 - 360.00	280.00 - 360.00
Embilipitiya	-	420.00 - 500.00	350.00 - 400.00	240.00 - 280.00	240.00 - 280.00	220.00 - 240.00	160.00 - 200.00	160.00 - 200.00	220.00 - 240.00	280.00 - 320.00	320.00 - 400.00	320.00 - 400.00	320.00 - 400.00	320.00 - 400.00	320.00 - 400.00	320.00 - 400.00	320.00 - 400.00
Jaffna	-	400.00 - 410.00	345.00 - 360.00	200.00 - 220.00	170.00 - 190.00	-	155.00 - 170.00	155.00 - 170.00	-	275.00 - 290.00	255.00 - 270.00	255.00 - 270.00	255.00 - 270.00	255.00 - 270.00	255.00 - 270.00	255.00 - 270.00	255.00 - 270.00
Vavuniya	-	500.00 - 550.00	400.00 - 450.00	315.00 - 340.00	240.00 - 250.00	-	240.00 - 260.00	240.00 - 260.00	-	320.00 - 340.00	400.00 - 440.00	400.00 - 440.00	400.00 - 440.00	400.00 - 440.00	400.00 - 440.00	400.00 - 440.00	400.00 - 440.00
Mannar	-	480.00 - 550.00	400.00 - 450.00	300.00 - 350.00	280.00 - 320.00	-	160.00 - 200.00	160.00 - 200.00	-	320.00 - 350.00	320.00 - 350.00	320.00 - 350.00	320.00 - 350.00	320.00 - 350.00	320.00 - 350.00	320.00 - 350.00	320.00 - 350.00
Killinochchi	-	540.00 - 560.00	380.00 - 420.00	300.00 - 340.00	230.00 - 250.00	-	230.00 - 250.00	230.00 - 250.00	-	300.00 - 340.00	380.00 - 420.00	380.00 - 420.00	380.00 - 420.00	380.00 - 420.00	380.00 - 420.00	380.00 - 420.00	380.00 - 420.00
Mullaittivu	-	-	-	-	-	-	-	-	-	-	-	-	-	-	-	-	-
Batticaloa	-	480.00 - 520.00	380.00 - 420.00	350.00 - 360.00	300.00 - 330.00	360.00 - 400.00	240.00 - 250.00	240.00 - 250.00	360.00 - 400.00	320.00 - 360.00	380.00 - 400.00	380.00 - 400.00	380.00 - 400.00	380.00 - 400.00	380.00 - 400.00	380.00 - 400.00	380.00 - 400.00
Trincomalee	-	520.00 - 560.00	380.00 - 400.00	320.00 - 340.00	270.00 - 300.00	-	230.00 - 250.00	230.00 - 250.00	-	290.00 - 320.00	320.00 - 350.00	320.00 - 350.00	320.00 - 350.00	320.00 - 350.00	320.00 - 350.00	320.00 - 350.00	320.00 - 350.00
Hanguranketha	-	380.00 - 420.00	290.00 - 320.00	160.00 - 180.00	170.00 - 200.00	250.00 - 260.00	120.00 - 140.00	120.00 - 140.00	250.00 - 260.00	220.00 - 260.00	220.00 - 260.00	220.00 - 260.00	220.00 - 260.00	220.00 - 260.00	220.00 - 260.00	220.00 - 260.00	220.00 - 260.00
Veyangoda	-	480.00 - 520.00	280.00 - 340.00	240.00 - 280.00	240.00 - 320.00	260.00 - 320.00	200.00 - 240.00	200.00 - 240.00	260.00 - 320.00	320.00 - 400.00	240.00 - 260.00	240.00 - 260.00	240.00 - 260.00	240.00 - 260.00	240.00 - 260.00	240.00 - 260.00	240.00 - 260.00
Galenbindunuwewa	-	520.00 - 600.00	360.00 - 400.00	240.00 - 320.00	180.00 - 240.00	-	200.00 - 240.00	200.00 - 240.00	-	240.00 - 320.00	280.00 - 320.00	280.00 - 320.00	280.00 - 320.00	280.00 - 320.00	280.00 - 320.00	280.00 - 320.00	280.00 - 320.00
Bandarawela	-	460.00 - 480.00	300.00 - 320.00	180.00 - 200.00	240.00 - 260.00	260.00 - 280.00	180.00 - 200.00	180.00 - 200.00	260.00 - 280.00	240.00 - 260.00	240.00 - 260.00	240.00 - 260.00	240.00 - 260.00	240.00 - 260.00	240.00 - 260.00	240.00 - 260.00	240.00 - 260.00
Matale	-	480.00 - 500.00	320.00 - 400.00	240.00 - 280.00	240.00 - 320.00	280.00 - 320.00	200.00 - 240.00	200.00 - 240.00	280.00 - 320.00	320.00 - 360.00	320.00 - 360.00	320.00 - 360.00	320.00 - 360.00	320.00 - 360.00	320.00 - 360.00	320.00 - 360.00	320.00 - 360.00

Table 07 (Contd.)

LOCATIONS	Low Country Varieties											
	Ladies Fingers	Brinjal	Capsicum	Pumpkin	Cucumber	Bitter Gourd	Snake Gourd	Drumstick	Luffa	Long Beans		
Colombo	200.00 - 420.00	320.00 - 560.00	550.00 - 820.00	100.00 - 240.00	110.00 - 260.00	450.00 - 680.00	340.00 - 520.00	300.00 - 680.00	300.00 - 600.00	300.00 - 500.00		
Gampaha	240.00 - 400.00	400.00 - 520.00	600.00 - 800.00	120.00 - 160.00	160.00 - 240.00	460.00 - 480.00	360.00 - 400.00	480.00 - 520.00	320.00 - 400.00	360.00 - 480.00		
Kurunegala	260.00 - 320.00	400.00 - 480.00	700.00 - 800.00	120.00 - 160.00	160.00 - 240.00	460.00 - 500.00	340.00 - 400.00	460.00 - 500.00	320.00 - 400.00	380.00 - 460.00		
Nikaweratiya	240.00 - 320.00	360.00 - 480.00	600.00 - 720.00	120.00 - 160.00	160.00 - 200.00	440.00 - 560.00	360.00 - 400.00	440.00 - 440.00	400.00 - 400.00	320.00 - 400.00		
Dambulla	260.00 - 280.00	440.00 - 480.00	650.00 - 700.00	120.00 - 140.00	160.00 - 200.00	480.00 - 560.00	360.00 - 380.00	500.00 - 600.00	400.00 - 460.00	360.00 - 400.00		
Anuradhapura	220.00 - 240.00	320.00 - 440.00	600.00 - 680.00	140.00 - 180.00	140.00 - 180.00	460.00 - 600.00	320.00 - 440.00	320.00 - 400.00	360.00 - 480.00	360.00 - 480.00		
Thambuththegama	200.00 - 240.00	330.00 - 400.00	500.00 - 560.00	100.00 - 160.00	120.00 - 160.00	460.00 - 520.00	330.00 - 350.00	-	340.00 - 380.00	380.00 - 420.00		
Polonnaruwa	240.00 - 260.00	380.00 - 400.00	680.00 - 700.00	140.00 - 160.00	180.00 - 200.00	450.00 - 480.00	360.00 - 380.00	400.00 - 400.00	440.00 - 460.00	380.00 - 400.00		
Kaluthara	280.00 - 300.00	400.00 - 420.00	680.00 - 720.00	140.00 - 160.00	160.00 - 180.00	580.00 - 600.00	380.00 - 400.00	-	380.00 - 400.00	360.00 - 380.00		
Badulla	240.00 - 280.00	320.00 - 360.00	680.00 - 800.00	160.00 - 200.00	200.00 - 240.00	480.00 - 560.00	400.00 - 440.00	-	400.00 - 440.00	360.00 - 400.00		
Keppetipola	240.00 - 250.00	300.00 - 320.00	640.00 - 660.00	160.00 - 170.00	180.00 - 200.00	440.00 - 460.00	300.00 - 320.00	380.00 - 400.00	380.00 - 400.00	340.00 - 350.00		
Moneragala	240.00 - 320.00	320.00 - 400.00	600.00 - 800.00	160.00 - 240.00	200.00 - 240.00	480.00 - 520.00	320.00 - 400.00	-	340.00 - 440.00	400.00 - 480.00		
Kegalle	250.00 - 280.00	460.00 - 480.00	660.00 - 700.00	100.00 - 140.00	180.00 - 200.00	480.00 - 520.00	380.00 - 400.00	460.00 - 480.00	460.00 - 480.00	360.00 - 400.00		
Ampara	280.00 - 360.00	360.00 - 400.00	600.00 - 750.00	140.00 - 140.00	180.00 - 220.00	600.00 - 600.00	400.00 - 400.00	-	360.00 - 440.00	320.00 - 360.00		
Dehiattakandiya	320.00 - 340.00	320.00 - 400.00	600.00 - 640.00	100.00 - 100.00	160.00 - 200.00	460.00 - 480.00	300.00 - 320.00	-	360.00 - 420.00	400.00 - 400.00		
Nuwaraeliya	250.00 - 260.00	360.00 - 380.00	700.00 - 720.00	160.00 - 180.00	220.00 - 240.00	480.00 - 500.00	400.00 - 420.00	380.00 - 400.00	400.00 - 420.00	360.00 - 380.00		
Kandy	300.00 - 320.00	360.00 - 400.00	700.00 - 750.00	120.00 - 140.00	140.00 - 160.00	480.00 - 520.00	400.00 - 450.00	-	400.00 - 450.00	360.00 - 400.00		
Puttalam	240.00 - 280.00	440.00 - 480.00	700.00 - 800.00	150.00 - 220.00	160.00 - 220.00	520.00 - 600.00	400.00 - 480.00	320.00 - 400.00	400.00 - 480.00	400.00 - 480.00		
Rathnapura	-	-	-	-	-	-	-	-	-	-		
Hambantota	280.00 - 320.00	400.00 - 480.00	600.00 - 700.00	120.00 - 160.00	130.00 - 160.00	580.00 - 700.00	380.00 - 480.00	240.00 - 280.00	400.00 - 480.00	380.00 - 400.00		
Matara	300.00 - 340.00	400.00 - 480.00	600.00 - 700.00	120.00 - 160.00	140.00 - 160.00	600.00 - 700.00	400.00 - 480.00	-	400.00 - 480.00	380.00 - 400.00		
Galle	260.00 - 300.00	380.00 - 400.00	700.00 - 800.00	120.00 - 160.00	140.00 - 180.00	460.00 - 500.00	380.00 - 400.00	-	560.00 - 600.00	380.00 - 400.00		
Tissamaharama	240.00 - 280.00	380.00 - 420.00	560.00 - 720.00	120.00 - 160.00	120.00 - 160.00	560.00 - 620.00	280.00 - 320.00	-	360.00 - 420.00	360.00 - 400.00		
Meegoda (DEC)	280.00 - 320.00	400.00 - 480.00	680.00 - 800.00	160.00 - 200.00	160.00 - 240.00	480.00 - 600.00	400.00 - 480.00	-	400.00 - 400.00	400.00 - 480.00		
Embilipitiya	280.00 - 320.00	400.00 - 480.00	600.00 - 720.00	140.00 - 240.00	140.00 - 200.00	480.00 - 600.00	400.00 - 480.00	-	420.00 - 480.00	400.00 - 480.00		
Jaffna	230.00 - 250.00	290.00 - 310.00	540.00 - 560.00	60.00 - 70.00	150.00 - 160.00	400.00 - 420.00	245.00 - 260.00	450.00 - 520.00	-	300.00 - 310.00		
Vavuniya	300.00 - 350.00	400.00 - 420.00	600.00 - 650.00	100.00 - 140.00	-	500.00 - 560.00	200.00 - 240.00	400.00 - 460.00	-	450.00 - 480.00		
Mannar	320.00 - 350.00	400.00 - 480.00	600.00 - 650.00	150.00 - 160.00	240.00 - 260.00	550.00 - 600.00	400.00 - 450.00	280.00 - 320.00	-	400.00 - 450.00		
Killinochchi	240.00 - 260.00	380.00 - 420.00	580.00 - 620.00	100.00 - 120.00	200.00 - 220.00	480.00 - 520.00	230.00 - 250.00	380.00 - 420.00	-	460.00 - 500.00		
Mullaittivu	-	-	-	-	-	-	-	-	-	-		
Batticaloa	320.00 - 340.00	380.00 - 420.00	600.00 - 640.00	100.00 - 130.00	250.00 - 260.00	520.00 - 560.00	300.00 - 320.00	400.00 - 420.00	400.00 - 440.00	360.00 - 400.00		
Trincomalee	320.00 - 350.00	370.00 - 400.00	580.00 - 620.00	140.00 - 160.00	-	550.00 - 600.00	280.00 - 320.00	380.00 - 400.00	-	320.00 - 360.00		
Hanguranketha	200.00 220.00	340.00 360.00	600.00 700.00	90.00 120.00	150.00 160.00	450.00 480.00	320.00 360.00	440.00 450.00	380.00 420.00	320.00 350.00		
Veyangoda	260.00 - 320.00	400.00 - 480.00	560.00 - 600.00	160.00 - 160.00	140.00 - 160.00	540.00 - 600.00	360.00 - 400.00	480.00 - 480.00	360.00 - 400.00	400.00 - 480.00		
Galenbindunuwewa	200.00 - 240.00	320.00 - 400.00	600.00 - 720.00	140.00 - 160.00	140.00 - 160.00	600.00 - 680.00	240.00 - 320.00	-	320.00 - 360.00	320.00 - 360.00		
Bandarawela	240.00 - 260.00	280.00 - 320.00	600.00 - 700.00	180.00 - 200.00	180.00 - 200.00	480.00 - 500.00	360.00 - 380.00	-	380.00 - 400.00	360.00 - 380.00		
Matale	240.00 - 320.00	360.00 - 400.00	700.00 - 800.00	160.00 - 180.00	200.00 - 240.00	460.00 - 480.00	400.00 - 460.00	380.00 - 400.00	400.00 - 480.00	320.00 - 400.00		

Table 07 (Contd.)

LOCATIONS	Low Country Varieties					Leafy Vegetable			Coconut (Rs/Nut)	
	Ash Plantain	Green Chillies	Lime	Sweet Potato	Manioc	Mukunuwenna	Kankun	Gotukola	Large	Small
Colombo	260.00 - 420.00	400.00 - 820.00	1700.00 - 2400.00	140.00 - 260.00	140.00 - 240.00	50.00 - 90.00	50.00 - 90.00	100.00 - 100.00	100.00 - 120.00	90.00 - 100.00
Gampaha	280.00 - 400.00	700.00 - 800.00	2000.00 - 2000.00	190.00 - 200.00	160.00 - 200.00	60.00 - 70.00	60.00 - 70.00	30.00 - 30.00	100.00 - 110.00	60.00 - 60.00
Kurunegala	280.00 - 320.00	600.00 - 800.00	1600.00 - 2000.00	180.00 - 240.00	160.00 - 200.00	40.00 - 50.00	40.00 - 50.00	30.00 - 40.00	100.00 - 120.00	70.00 - 80.00
Nikaweratiya	-	600.00 - 600.00	1800.00 - 2000.00	160.00 - 240.00	120.00 - 140.00	40.00 - 50.00	40.00 - 50.00	60.00 - 60.00	75.00 - 85.00	60.00 - 70.00
Dambulla	340.00 - 360.00	700.00 - 800.00	1700.00 - 1800.00	200.00 - 220.00	160.00 - 200.00	50.00 - 60.00	50.00 - 60.00	45.00 - 50.00	100.00 - 110.00	70.00 - 75.00
Anuradhapura	280.00 - 360.00	600.00 - 700.00	1800.00 - 2000.00	140.00 - 240.00	160.00 - 240.00	50.00 - 60.00	50.00 - 60.00	50.00 - 60.00	80.00 - 100.00	55.00 - 70.00
Thambuththegama	240.00 - 260.00	450.00 - 550.00	1400.00 - 1600.00	160.00 - 200.00	100.00 - 140.00	40.00 - 50.00	40.00 - 50.00	-	80.00 - 90.00	65.00 - 75.00
Polonnaruwa	270.00 - 280.00	680.00 - 700.00	1800.00 - 1950.00	180.00 - 200.00	160.00 - 180.00	50.00 - 50.00	50.00 - 50.00	50.00 - 50.00	-	60.00 - 65.00
Kaluthara	280.00 - 300.00	500.00 - 540.00	1700.00 - 1800.00	180.00 - 200.00	200.00 - 220.00	50.00 - 60.00	50.00 - 60.00	70.00 - 80.00	110.00 - 120.00	90.00 - 100.00
Badulla	280.00 - 320.00	700.00 - 800.00	1600.00 - 1800.00	200.00 - 220.00	200.00 - 240.00	60.00 - 70.00	60.00 - 70.00	70.00 - 80.00	90.00 - 100.00	75.00 - 85.00
Keppetipola	320.00 - 350.00	600.00 - 650.00	1900.00 - 2000.00	140.00 - 150.00	160.00 - 180.00	50.00 - 60.00	55.00 - 60.00	45.00 - 50.00	106.00 - 110.00	88.00 - 92.00
Moneragala	180.00 - 200.00	600.00 - 800.00	1500.00 - 1700.00	160.00 - 200.00	80.00 - 100.00	50.00 - 60.00	50.00 - 60.00	50.00 - 60.00	80.00 - 100.00	55.00 - 65.00
Kegalle	240.00 - 260.00	680.00 - 700.00	1750.00 - 1800.00	160.00 - 200.00	160.00 - 180.00	70.00 - 80.00	70.00 - 80.00	40.00 - 50.00	110.00 - 120.00	90.00 - 100.00
Ampara	200.00 - 240.00	600.00 - 800.00	-	180.00 - 200.00	120.00 - 120.00	50.00 - 60.00	50.00 - 60.00	50.00 - 60.00	85.00 - 85.00	80.00 - 80.00
Dehiattakandiya	240.00 - 320.00	800.00 - 850.00	2000.00 - 2600.00	160.00 - 200.00	120.00 - 150.00	50.00 - 60.00	50.00 - 60.00	50.00 - 60.00	70.00 - 80.00	55.00 - 65.00
Nuwaraeliya	350.00 - 360.00	600.00 - 650.00	2000.00 - 2200.00	150.00 - 160.00	170.00 - 180.00	50.00 - 60.00	55.00 - 60.00	45.00 - 50.00	100.00 - 110.00	86.00 - 90.00
Kandy	340.00 - 360.00	750.00 - 800.00	1900.00 - 2000.00	160.00 - 180.00	160.00 - 180.00	40.00 - 50.00	50.00 - 60.00	35.00 - 40.00	90.00 - 100.00	70.00 - 75.00
Puttalam	240.00 - 280.00	600.00 - 700.00	1500.00 - 1800.00	180.00 - 220.00	160.00 - 200.00	60.00 - 70.00	60.00 - 70.00	40.00 - 40.00	90.00 - 105.00	80.00 - 90.00
Rathnapura	-	-	-	-	-	-	-	-	-	-
Hambanthota	200.00 - 240.00	640.00 - 750.00	1500.00 - 1600.00	160.00 - 200.00	150.00 - 200.00	55.00 - 60.00	50.00 - 60.00	70.00 - 80.00	90.00 - 110.00	70.00 - 80.00
Matara	250.00 - 300.00	700.00 - 800.00	1750.00 - 2000.00	160.00 - 200.00	150.00 - 200.00	60.00 - 60.00	60.00 - 60.00	85.00 - 100.00	100.00 - 120.00	75.00 - 85.00
Galle	240.00 - 260.00	600.00 - 700.00	1800.00 - 2000.00	140.00 - 180.00	180.00 - 200.00	50.00 - 60.00	50.00 - 70.00	60.00 - 70.00	100.00 - 120.00	85.00 - 95.00
Tissamaharama	200.00 - 250.00	640.00 - 700.00	1500.00 - 1700.00	200.00 - 240.00	200.00 - 220.00	40.00 - 50.00	40.00 - 50.00	60.00 - 80.00	100.00 - 120.00	90.00 - 110.00
Meegoda (DEC)	320.00 - 360.00	560.00 - 600.00	1800.00 - 2000.00	200.00 - 200.00	160.00 - 160.00	80.00 - 100.00	80.00 - 80.00	100.00 - 100.00	110.00 - 120.00	90.00 - 95.00
Embilipitiya	240.00 - 280.00	650.00 - 800.00	1550.00 - 1600.00	160.00 - 200.00	120.00 - 150.00	50.00 - 70.00	50.00 - 70.00	80.00 - 100.00	80.00 - 100.00	50.00 - 70.00
Jaffna	180.00 - 210.00	345.00 - 360.00	1450.00 - 1550.00	170.00 - 190.00	110.00 - 130.00	70.00 - 80.00	40.00 - 45.00	40.00 - 45.00	85.00 - 90.00	60.00 - 70.00
Vavuniya	300.00 - 350.00	400.00 - 450.00	2000.00 - 2150.00	200.00 - 240.00	150.00 - 180.00	60.00 - 65.00	60.00 - 70.00	60.00 - 65.00	70.00 - 80.00	50.00 - 65.00
Mannar	250.00 - 300.00	600.00 - 700.00	1600.00 - 1800.00	140.00 - 160.00	200.00 - 220.00	50.00 - 60.00	50.00 - 60.00	35.00 - 50.00	80.00 - 90.00	60.00 - 70.00
Killinochchi	300.00 - 330.00	380.00 - 420.00	1900.00 - 1950.00	200.00 - 230.00	150.00 - 170.00	50.00 - 60.00	40.00 - 50.00	40.00 - 50.00	80.00 - 90.00	50.00 - 60.00
Mullaittivu	-	-	-	-	-	-	-	-	-	-
Batticaloa	350.00 - 360.00	580.00 - 620.00	1800.00 - 1900.00	180.00 - 200.00	150.00 - 160.00	70.00 - 80.00	50.00 - 60.00	40.00 - 50.00	85.00 - 90.00	50.00 - 60.00
Trincomalee	320.00 350.00	550.00 580.00	1960.00 2000.00	230.00 250.00	250.00 260.00	60.00 65.00	65.00 70.00	50.00 55.00	90.00 95.00	65.00 70.00
Hanguranketha	280.00 - 300.00	600.00 - 700.00	1600.00 - 1800.00	140.00 - 150.00	120.00 - 150.00	40.00 - 60.00	40.00 - 50.00	35.00 - 45.00	90.00 - 105.00	70.00 - 88.00
Veyangoda	280.00 - 320.00	600.00 - 700.00	2000.00 - 2400.00	160.00 - 200.00	140.00 - 160.00	60.00 - 70.00	60.00 - 70.00	30.00 - 30.00	110.00 - 120.00	80.00 - 100.00
Galenbindunuwewa	240.00 - 280.00	600.00 - 700.00	-	140.00 - 160.00	100.00 - 140.00	50.00 - 60.00	50.00 - 60.00	50.00 - 60.00	70.00 - 80.00	60.00 - 65.00
Bandarawela	280.00 - 300.00	700.00 - 800.00	1600.00 - 1700.00	180.00 - 200.00	200.00 - 220.00	50.00 - 60.00	50.00 - 60.00	50.00 - 60.00	90.00 - 100.00	75.00 - 80.00
Matale	320.00 - 360.00	600.00 - 800.00	1900.00 - 2000.00	160.00 - 200.00	180.00 - 200.00	40.00 - 50.00	40.00 - 50.00	40.00 - 50.00	90.00 - 100.00	80.00 - 85.00

Table 08: Selected Markets: Retail Price of Fruits (Rs/each & Rs/Kg)

Week 45: 03 - 09 November 2023

19

LOCATIONS	Banana					Pineapple			Mango	
	Ambul (Rs/Kg)	Kolikuttu (Rs/Kg)	Seeni (Rs/Kg)	Anamalu	Ambun	Large	Medium	Small	Betti	Karthakolomban
Colombo	160.00 - 260.00	500.00 - 650.00	150.00 - 250.00	31.00 - 43.00	41.00 - 58.00	550.00 - 700.00	450.00 - 580.00	350.00 - 500.00	-	116.00 - 200.00
Gampaha	200.00 - 220.00	450.00 - 500.00	180.00 - 200.00	30.00 - 30.00	38.00 - 40.00	500.00 - 550.00	430.00 - 450.00	300.00 - 350.00	-	120.00 - 130.00
Kurunegala	160.00 - 250.00	600.00 - 650.00	150.00 - 200.00	20.00 - 30.00	40.00 - 45.00	650.00 - 700.00	500.00 - 550.00	300.00 - 300.00	60.00 - 70.00	100.00 - 140.00
Nikaweratiya	200.00 - 240.00	480.00 - 550.00	200.00 - 220.00	-	43.00 - 50.00	800.00 - 900.00	650.00 - 750.00	500.00 - 600.00	-	100.00 - 120.00
Dambulla	160.00 - 200.00	480.00 - 540.00	160.00 - 180.00	-	42.00 - 45.00	650.00 - 700.00	550.00 - 600.00	350.00 - 380.00	35.00 - 40.00	80.00 - 100.00
Anuradhapura	220.00 - 260.00	500.00 - 650.00	180.00 - 220.00	24.00 - 30.00	35.00 - 50.00	800.00 - 900.00	600.00 - 720.00	480.00 - 540.00	-	100.00 - 130.00
Thambuththegama	220.00 - 240.00	450.00 - 500.00	180.00 - 220.00	30.00 - 35.00	48.00 - 50.00	825.00 - 900.00	650.00 - 720.00	-	-	80.00 - 100.00
Polonnaruwa	250.00 - 280.00	500.00 - 550.00	150.00 - 180.00	-	30.00 - 31.00	750.00 - 800.00	600.00 - 650.00	500.00 - 550.00	-	120.00 - 150.00
Kaluthara	200.00 - 220.00	480.00 - 500.00	200.00 - 220.00	-	-	-	480.00 - 500.00	380.00 - 400.00	-	-
Badulla	180.00 - 200.00	450.00 - 500.00	150.00 - 170.00	22.00 - 24.00	32.00 - 34.00	750.00 - 820.00	640.00 - 660.00	350.00 - 380.00	-	80.00 - 100.00
Keppetipola	190.00 - 200.00	480.00 - 500.00	150.00 - 160.00	26.00 - 30.00	48.00 - 52.00	-	580.00 - 620.00	340.00 - 360.00	-	90.00 - 110.00
Moneragala	150.00 - 170.00	350.00 - 450.00	130.00 - 150.00	20.00 - 22.00	25.00 - 30.00	750.00 - 825.00	-	-	-	80.00 - 120.00
Kegalle	160.00 - 180.00	540.00 - 560.00	160.00 - 180.00	20.00 - 25.00	20.00 - 30.00	600.00 - 650.00	350.00 - 450.00	200.00 - 250.00	-	80.00 - 100.00
Ampara	180.00 - 180.00	500.00 - 550.00	100.00 - 120.00	22.00 - 23.00	28.00 - 29.00	-	550.00 - 550.00	-	-	90.00 - 90.00
Dehiattakandiya	230.00 - 250.00	480.00 - 500.00	160.00 - 180.00	-	40.00 - 50.00	660.00 - 750.00	450.00 - 540.00	280.00 - 400.00	-	150.00 - 180.00
Nuwaraeliya	190.00 - 220.00	500.00 - 540.00	160.00 - 180.00	36.00 - 38.00	52.00 - 54.00	-	600.00 - 650.00	340.00 - 360.00	35.00 - 45.00	80.00 - 100.00
Kandy	230.00 - 250.00	550.00 - 600.00	180.00 - 200.00	25.00 - 28.00	40.00 - 45.00	650.00 - 750.00	500.00 - 550.00	300.00 - 350.00	40.00 - 50.00	100.00 - 120.00
Puttalam	160.00 - 200.00	450.00 - 500.00	160.00 - 180.00	18.00 - 20.00	-	650.00 - 750.00	450.00 - 550.00	350.00 - 400.00	-	80.00 - 90.00
Rathnapura	-	-	-	-	-	-	-	-	-	-
Hambantota	180.00 - 200.00	450.00 - 520.00	180.00 - 200.00	25.00 - 28.00	30.00 - 35.00	850.00 - 920.00	580.00 - 650.00	400.00 - 450.00	-	80.00 - 110.00
Matara	190.00 - 200.00	520.00 - 550.00	180.00 - 200.00	24.00 - 25.00	34.00 - 35.00	750.00 - 800.00	600.00 - 660.00	350.00 - 430.00	-	100.00 - 120.00
Galle	200.00 - 220.00	550.00 - 600.00	180.00 - 220.00	34.00 - 36.00	36.00 - 37.00	-	650.00 - 680.00	480.00 - 550.00	-	-
Tissamaharama	140.00 - 160.00	400.00 - 500.00	130.00 - 160.00	50.00 - 55.00	60.00 - 65.00	600.00 - 620.00	520.00 - 550.00	450.00 - 480.00	25.00 - 40.00	80.00 - 90.00
Meegoda (DEC)	200.00 - 200.00	480.00 - 500.00	200.00 - 200.00	40.00 - 42.00	40.00 - 42.00	815.00 - 850.00	625.00 - 650.00	480.00 - 500.00	-	80.00 - 100.00
Embilipitiya	120.00 - 150.00	400.00 - 450.00	150.00 - 170.00	30.00 - 40.00	30.00 - 50.00	-	450.00 - 500.00	350.00 - 420.00	40.00 - 60.00	80.00 - 100.00
Jaffna	170.00 - 180.00	350.00 - 370.00	130.00 - 150.00	-	32.00 - 34.00	750.00 - 800.00	650.00 - 700.00	500.00 - 600.00	-	150.00 - 190.00
Vavuniya	200.00 - 240.00	450.00 - 500.00	200.00 - 250.00	-	35.00 - 42.00	600.00 - 700.00	500.00 - 580.00	350.00 - 420.00	-	140.00 - 180.00
Mannar	160.00 - 180.00	400.00 - 450.00	140.00 - 160.00	20.00 - 26.00	25.00 - 30.00	600.00 - 650.00	500.00 - 550.00	400.00 - 450.00	-	80.00 - 90.00
Killinochchi	240.00 - 260.00	450.00 - 500.00	180.00 - 200.00	34.00 - 36.00	34.00 - 36.00	750.00 - 800.00	600.00 - 650.00	500.00 - 550.00	50.00 - 60.00	100.00 - 120.00
Mullaittivu	-	-	-	-	-	-	-	-	-	-
Batticaloa	150.00 - 170.00	400.00 - 440.00	150.00 - 160.00	32.00 - 35.00	-	580.00 - 600.00	480.00 - 500.00	380.00 - 400.00	-	90.00 - 100.00
Trincomalee	240.00 - 260.00	450.00 - 500.00	190.00 - 220.00	-	-	730.00 - 760.00	520.00 - 560.00	350.00 - 380.00	-	123.00 - 130.00
Veyangoda	200.00 - 250.00	500.00 - 600.00	200.00 - 230.00	20.00 - 26.00	31.00 - 44.00	750.00 - 760.00	450.00 - 500.00	350.00 - 350.00	-	80.00 - 125.00
Galenbindunuwewa	200.00 - 250.00	400.00 - 450.00	130.00 - 150.00	28.00 - 30.00	35.00 - 40.00	850.00 - 950.00	700.00 - 800.00	600.00 - 650.00	-	80.00 - 100.00
Bandarawela	200.00 - 220.00	480.00 - 520.00	160.00 - 180.00	22.00 - 24.00	30.00 - 32.00	-	600.00 - 620.00	360.00 - 400.00	-	110.00 - 120.00
Matale	190.00 - 200.00	500.00 - 550.00	180.00 - 190.00	30.00 - 38.00	38.00 - 40.00	750.00 - 880.00	580.00 - 600.00	350.00 - 400.00	-	80.00 - 100.00

Table 08 (Contd.)

LOCATIONS	Mango				Other Fruits						
	Vilad		Kohu		Papaw (Rs/Kg)	Passion	Wood Apple	Orange	Avocado	Slime Apple	Grapes (Rs/Kg)
Colombo	50.00 - 80.00	-	-	150.00 - 250.00	50.00 - 80.00	30.00 - 80.00	120.00 - 200.00	80.00 - 150.00	90.00 - 160.00	1400.00 - 2500.00	120.00 - 150.00
Gampaha	120.00 - 120.00	-	-	190.00 - 200.00	50.00 - 80.00	60.00 - 100.00	120.00 - 120.00	120.00 - 120.00	-	2300.00 - 2800.00	110.00 - 120.00
Kurunegala	60.00 - 60.00	20.00 - 40.00	-	100.00 - 150.00	60.00 - 70.00	50.00 - 70.00	100.00 - 120.00	100.00 - 140.00	140.00 - 150.00	2000.00 - 2000.00	100.00 - 130.00
Nikaweratiya	50.00 - 60.00	-	-	150.00 - 180.00	30.00 - 40.00	30.00 - 40.00	100.00 - 100.00	100.00 - 120.00	-	2300.00 - 2500.00	100.00 - 100.00
Dambulla	40.00 - 50.00	20.00 - 25.00	-	140.00 - 150.00	40.00 - 45.00	30.00 - 40.00	80.00 - 100.00	130.00 - 150.00	80.00 - 100.00	2000.00 - 2200.00	100.00 - 110.00
Anuradhapura	40.00 - 60.00	-	-	140.00 - 160.00	-	30.00 - 50.00	100.00 - 120.00	100.00 - 120.00	70.00 - 100.00	2000.00 - 2800.00	120.00 - 150.00
Thambuththegama	30.00 - 35.00	-	-	130.00 - 180.00	-	-	80.00 - 100.00	110.00 - 130.00	-	2000.00 - 2100.00	70.00 - 100.00
Polonnaruwa	80.00 - 100.00	-	-	150.00 - 180.00	50.00 - 60.00	50.00 - 70.00	-	80.00 - 100.00	-	2500.00 - 2800.00	120.00 - 130.00
Kaluthara	80.00 - 100.00	-	-	220.00 - 240.00	-	40.00 - 50.00	-	100.00 - 120.00	100.00 - 120.00	1500.00 - 1600.00	120.00 - 130.00
Badulla	45.00 - 60.00	25.00 - 30.00	-	170.00 - 200.00	45.00 - 50.00	40.00 - 45.00	80.00 - 90.00	65.00 - 80.00	60.00 - 70.00	2200.00 - 2300.00	120.00 - 140.00
Keppetipola	40.00 - 45.00	25.00 - 30.00	-	160.00 - 180.00	34.00 - 36.00	35.00 - 40.00	80.00 - 100.00	80.00 - 90.00	80.00 - 100.00	2000.00 - 2200.00	130.00 - 140.00
Moneragala	40.00 - 50.00	20.00 - 30.00	-	150.00 - 160.00	25.00 - 30.00	20.00 - 40.00	80.00 - 100.00	100.00 - 120.00	70.00 - 100.00	2300.00 - 2500.00	100.00 - 120.00
Kegalle	30.00 - 40.00	20.00 - 25.00	-	150.00 - 180.00	20.00 - 25.00	35.00 - 50.00	80.00 - 100.00	100.00 - 130.00	90.00 - 130.00	2000.00 - 2100.00	100.00 - 130.00
Ampara	60.00 - 70.00	-	-	180.00 - 180.00	-	20.00 - 20.00	60.00 - 80.00	60.00 - 70.00	-	1800.00 - 1800.00	120.00 - 140.00
Dehiattakandiya	100.00 - 120.00	-	-	160.00 - 180.00	-	30.00 - 50.00	80.00 - 100.00	100.00 - 200.00	-	2500.00 - 2800.00	100.00 - 130.00
Nuwaraeliya	35.00 - 45.00	25.00 - 35.00	-	180.00 - 200.00	45.00 - 48.00	35.00 - 40.00	80.00 - 100.00	80.00 - 100.00	80.00 - 100.00	2000.00 - 2200.00	130.00 - 140.00
Kandy	60.00 - 70.00	35.00 - 40.00	-	180.00 - 200.00	45.00 - 50.00	30.00 - 35.00	80.00 - 100.00	70.00 - 100.00	60.00 - 60.00	2000.00 - 2100.00	130.00 - 140.00
Puttalam	-	-	-	140.00 - 160.00	-	-	70.00 - 75.00	65.00 - 80.00	-	-	100.00 - 120.00
Hambantota	-	-	-	160.00 - 180.00	-	20.00 - 25.00	80.00 - 100.00	60.00 - 80.00	-	2000.00 - 2100.00	100.00 - 110.00
Rathnapura	-	-	-	-	-	-	-	-	-	-	-
Matara	-	-	-	160.00 - 180.00	40.00 - 48.00	30.00 - 40.00	-	58.00 - 70.00	-	2000.00 - 2100.00	100.00 - 130.00
Galle	80.00 - 100.00	20.00 - 35.00	-	180.00 - 200.00	68.00 - 78.00	40.00 - 45.00	160.00 - 180.00	110.00 - 140.00	85.00 - 100.00	1500.00 - 1800.00	110.00 - 150.00
Tissamaharama	30.00 - 40.00	-	-	130.00 - 180.00	50.00 - 60.00	22.00 - 30.00	-	100.00 - 115.00	-	2500.00 - 2500.00	110.00 - 120.00
Meegoda (DEC)	40.00 - 40.00	-	-	160.00 - 170.00	50.00 - 50.00	40.00 - 50.00	180.00 - 180.00	130.00 - 140.00	60.00 - 60.00	2000.00 - 2000.00	100.00 - 120.00
Embilipitiya	40.00 - 60.00	25.00 - 35.00	-	140.00 - 160.00	40.00 - 60.00	60.00 - 80.00	100.00 - 120.00	80.00 - 120.00	35.00 - 40.00	1800.00 - 2200.00	120.00 - 130.00
Jaffna	50.00 - 60.00	-	-	70.00 - 80.00	90.00 - 95.00	45.00 - 60.00	50.00 - 65.00	80.00 - 100.00	-	2000.00 - 2200.00	150.00 - 160.00
Vavuniya	30.00 - 35.00	-	-	100.00 - 140.00	50.00 - 60.00	30.00 - 40.00	50.00 - 60.00	55.00 - 70.00	-	2400.00 - 2500.00	100.00 - 150.00
Mannar	40.00 - 50.00	-	-	120.00 - 150.00	45.00 - 55.00	16.00 - 20.00	100.00 - 150.00	80.00 - 90.00	100.00 - 150.00	2000.00 - 2500.00	100.00 - 140.00
Killinochchi	30.00 - 40.00	-	-	100.00 - 120.00	50.00 - 60.00	30.00 - 40.00	45.00 - 50.00	70.00 - 80.00	-	2400.00 - 2500.00	150.00 - 160.00
Mullaittivu	-	-	-	-	-	-	-	-	-	-	-
Batticaloa	-	-	-	150.00 - 160.00	40.00 - 50.00	28.00 - 30.00	110.00 - 120.00	140.00 - 150.00	-	2200.00 - 2400.00	130.00 - 140.00
Trincomalee	60.00 - 64.00	52.00 - 55.00	-	140.00 - 160.00	55.00 - 62.00	42.00 - 44.00	46.00 - 50.00	56.00 - 62.00	-	2400.00 - 2500.00	140.00 - 150.00
Veyangoda	-	-	-	180.00 - 200.00	60.00 - 70.00	40.00 - 50.00	90.00 - 100.00	88.00 - 100.00	90.00 - 120.00	2000.00 - 2800.00	100.00 - 150.00
Galenbindunuwewa	-	-	-	130.00 - 150.00	-	-	-	-	-	2500.00 - 2800.00	120.00 - 130.00
Bandarawela	50.00 - 60.00	30.00 - 35.00	-	160.00 - 180.00	40.00 - 50.00	40.00 - 50.00	90.00 - 100.00	60.00 - 70.00	60.00 - 80.00	2000.00 - 2200.00	120.00 - 140.00
Matale	40.00 - 50.00	30.00 - 35.00	-	150.00 - 180.00	50.00 - 60.00	25.00 - 35.00	80.00 - 90.00	90.00 - 100.00	50.00 - 55.00	2000.00 - 2200.00	100.00 - 120.00

Table 09: Selected Markets: Wholesale Price of Fresh Fish & Eggs (Rs/Kg & Rs/Egg)

Week 45: 03 - 09 November 2023

Locations	Sea Fish					
	Salaya	Hurulla	Balaya	Kelawalla	Thora	Paraw
Colombo	140.00 – 200.00	350.00 – 480.00	650.00 – 800.00	1000.00 – 1250.00	1300.00 – 2200.00	780.00 – 1250.00
Kandy	250.00 – 280.00	400.00 – 430.00	600.00 – 700.00	1100.00 – 1200.00	1500.00 – 1700.00	950.00 – 1000.00
Kaluthara	220.00 – 260.00	400.00 – 440.00	740.00 – 760.00	1000.00 – 1120.00	-	820.00 – 860.00
Puttalam	200.00 – 250.00	320.00 – 400.00	550.00 – 600.00	850.00 – 1000.00	1300.00 – 1450.00	650.00 – 750.00
Matara	180.00 – 220.00	300.00 – 320.00	850.00 – 900.00	1200.00 – 1300.00	-	-
Hambantota	180.00 – 230.00	300.00 – 350.00	800.00 – 850.00	900.00 – 1000.00	950.00 – 1000.00	-
Galle	-	-	650.00 – 650.00	800.00 – 850.00	1000.00 – 1100.00	750.00 – 800.00
Batticaloa	80.00 – 100.00	120.00 – 150.00	600.00 – 700.00	1600.00 – 1700.00	1400.00 – 1500.00	1200.00 – 1300.00
Trincomalee	90.00 – 110.00	120.00 – 160.00	550.00 – 650.00	1400.00 – 1500.00	1550.00 – 1600.00	740.00 – 800.00
Mannar	100.00 – 120.00	230.00 – 250.00	-	-	-	750.00 – 850.00

Locations	Sea Fish				Eggs	
	Mora	Shrimps	Thalapath	Teppeli	Brown	White
Colombo	650.00 – 840.00	1450.00 – 1650.00	1400.00 – 2000.00	-	45.00 – 47.00	42.00 – 45.00
Kandy	1000.00 – 1050.00	1500.00 – 1600.00	1600.00 – 1700.00	-	43.00 – 44.00	42.00 – 43.00
Kaluthara	-	-	1380.00 – 1420.00	-	-	-
Puttalam	-	1000.00 – 1100.00	-	-	44.00 – 47.00	43.00 – 45.00
Matara	-	1550.00 – 1600.00	1400.00 – 1500.00	-	46.00 – 47.00	44.00 – 46.00
Hambantota	-	1500.00 – 1600.00	-	-	-	44.00 – 46.00
Galle	-	-	-	-	-	43.00 – 46.00
Batticaloa	1000.00 – 1100.00	1400.00 – 1500.00	1100.00 – 1200.00	-	43.00 – 44.00	43.00 – 43.00
Trincomalee	900.00 – 1000.00	900.00 – 1100.00	-	-	48.00 – 49.00	48.00 – 49.00
Mannar	-	900.00 – 1000.00	-	-	47.00 – 47.50	45.00 – 46.00

Table 10: Selected Markets: Wholesale Price of Dried Fish (Rs/50Kg)

Week 45: 03 - 09 November 2023

Locations	Local Dried Fish					
	Sprats	Kattawa	Thora	Mora	Balaya	Anguluwa
Colombo	49000 – 57000	-	-	82500 – 92500	42500 – 47500	-
Kandy	55000 – 60000	-	-	89000 – 90000	42500 – 47500	-
Batticaloa	57500 – 60000	90000 – 95000	-	92500 – 95000	42500 – 45000	42500 – 45000
Trincomalee	44850 – 45500	-	-	-	44500 – 46000	52000 – 52800
Mannar	52000 – 52500	80000 – 82500	-	80000 – 85000	42500 – 45000	30000 – 32500

Locations	Local Dried Fish			Imported Dried Fish		
	Maduwa	Koduwa	Salaya	Sprats	Kattawa	Thora
Colombo	67500 – 72500	-	12500 – 17000	40000 – 48000	60000 – 67500	-
Kandy	65000 – 70000	-	23000 – 24000	42500 – 47500	70000 – 72500	-
Batticaloa	41500 – 45000	-	30000 – 35000	52500 – 55000	-	-
Trincomalee	40000 – 41500	-	22500 – 23000	38000 – 39000	-	-
Mannar	47500 – 50000	45000 – 47500	20000 – 22500	48000 – 50000	-	-

Locations	Imported Dried Fish					
	Mora	Balaya	Anguluwa	Maduwa	Koduwa	Salaya
Colombo	-	-	77500 – 85000	-	-	-
Kandy	-	-	-	-	-	-
Batticaloa	-	-	-	-	-	-
Trincomalee	-	-	-	-	-	-
Mannar	-	-	-	-	-	-

Table 12: Selected Markets: Retail Price of Dried Fish (Rs/Kg)

Week 45: 03 - 09 November 2023

LOCATIONS	Dried Fish													
	Sprats-Imported		Kattawa		Thora		Mora		Balaya		Anguluwa		Salaya	
Colombo	1000.00	1700.00	1800.00	2600.00	-	-	2200.00	2600.00	1200.00	2000.00	1800.00	2600.00	700.00	1200.00
Gampaha	1000.00	1400.00	2200.00	2400.00	2800.00	3000.00	2000.00	2600.00	1520.00	2000.00	2000.00	2000.00	800.00	800.00
Kurunegala	1000.00	1300.00	1800.00	2000.00	3000.00	3000.00	1950.00	2200.00	1000.00	1300.00	1700.00	1900.00	700.00	800.00
Nikaweratiya	1200.00	1400.00	1800.00	2000.00	-	-	1800.00	2000.00	1000.00	1200.00	2200.00	2200.00	800.00	1000.00
Dambulla	1100.00	1200.00	2200.00	2300.00	-	-	2200.00	2300.00	1000.00	1200.00	1800.00	2000.00	-	-
Anuradhapura	1200.00	1400.00	2000.00	2800.00	-	-	2000.00	2400.00	1000.00	1600.00	2300.00	2400.00	600.00	800.00
Thambuththegama	1100.00	1200.00	2000.00	2200.00	-	-	-	-	1200.00	1400.00	-	-	800.00	800.00
Polonnaruwa	1200.00	1300.00	1800.00	1900.00	-	-	2200.00	2300.00	1000.00	1200.00	-	-	-	-
Kaluthara	1200.00	1300.00	2000.00	2200.00	-	-	2200.00	2400.00	1500.00	1600.00	1900.00	2100.00	900.00	1000.00
Badulla	1200.00	1300.00	2300.00	2400.00	-	-	2200.00	2300.00	1200.00	1400.00	-	-	900.00	1000.00
Keppetipola	1250.00	1300.00	2350.00	2360.00	-	-	2350.00	2360.00	1450.00	1500.00	2360.00	2380.00	1200.00	1250.00
Moneragala	1200.00	1400.00	2200.00	2400.00	-	-	2200.00	2400.00	1350.00	1400.00	2200.00	2400.00	700.00	800.00
Kegalle	1000.00	1100.00	2000.00	2150.00	-	-	2000.00	2100.00	1000.00	1850.00	-	-	-	-
Ampara	1000.00	1200.00	1850.00	2400.00	-	-	2000.00	2300.00	1050.00	1480.00	1950.00	1950.00	880.00	880.00
Dehiattakandiya	1200.00	1400.00	2400.00	2400.00	-	-	2000.00	2600.00	1200.00	1600.00	2400.00	2400.00	-	-
Nuwaraeliya	1260.00	1300.00	2350.00	2380.00	-	-	2100.00	2180.00	1650.00	1680.00	2240.00	2260.00	1250.00	1260.00
Kandy	1300.00	1400.00	2300.00	2400.00	-	-	2300.00	2400.00	1500.00	1600.00	1900.00	2000.00	950.00	1000.00
Puttalam	1000.00	1100.00	1600.00	2000.00	-	-	1800.00	2000.00	1000.00	1200.00	1050.00	1200.00	600.00	800.00
Hambantota	1250.00	1350.00	2200.00	2400.00	-	-	-	-	1400.00	1500.00	2200.00	2300.00	-	-
Rathnapura	-	-	-	-	-	-	-	-	-	-	-	-	-	-
Matara	1200.00	1250.00	2000.00	2250.00	-	-	2000.00	2200.00	1400.00	1600.00	2000.00	2200.00	-	-
Galle	1200.00	1400.00	2000.00	2200.00	-	-	2000.00	2200.00	1000.00	1400.00	1800.00	2000.00	-	-
Tissamaharama	1000.00	1300.00	1800.00	1800.00	-	-	2000.00	2000.00	1000.00	1300.00	2100.00	2100.00	-	-
Meegoda	1100.00	1180.00	1800.00	2000.00	-	-	2000.00	2100.00	1200.00	1250.00	-	-	-	-
Embilipitiya	1100.00	1350.00	1850.00	2000.00	-	-	2000.00	2200.00	1200.00	1500.00	2000.00	2300.00	1200.00	1250.00
Jaffna	1000.00	1300.00	2100.00	2300.00	2900.00	3500.00	2300.00	2500.00	1300.00	1600.00	1100.00	1300.00	-	-
Vavuniya	-	-	1800.00	1850.00	-	-	2200.00	2250.00	1000.00	1150.00	-	-	500.00	600.00
Mannar	1100.00	1200.00	1700.00	2000.00	-	-	1800.00	2100.00	1000.00	1100.00	-	-	500.00	600.00
Killinochchi	1000.00	1100.00	2400.00	2500.00	-	-	2700.00	3000.00	1800.00	1900.00	1000.00	1100.00	900.00	1000.00
Mullaittivu	-	-	-	-	-	-	-	-	-	-	-	-	-	-
Batticaloa	1300.00	1400.00	2000.00	2100.00	-	-	2000.00	2100.00	1000.00	1100.00	1000.00	1100.00	800.00	900.00
Trincomalee	1050.00	1160.00	1950.00	2100.00	-	-	-	-	1050.00	1150.00	1150.00	1250.00	580.00	650.00
Veyangoda	1000.00	1400.00	1700.00	2000.00	-	-	1800.00	2200.00	1200.00	1600.00	1400.00	1500.00	900.00	1000.00
Galenbindunuwewa	1200.00	1400.00	2200.00	2400.00	-	-	2200.00	2400.00	1000.00	1500.00	2200.00	2200.00	600.00	800.00
Bandarawela	1200.00	1400.00	2200.00	2400.00	-	-	2000.00	2200.00	1200.00	1400.00	-	-	800.00	900.00
Matale	1200.00	1300.00	2400.00	2500.00	-	-	2300.00	2400.00	1200.00	1300.00	2000.00	2100.00	900.00	1000.00

Table 13: Selected Markets: Retail Price of Meat (Rs/Kg)

Week 45: 03 - 09 November 2023

LOCATIONS	Meat	Meat (Chicken)		Meat	
	Beef	Broiler	Curry	Mutton	Pork
Colombo	2000.00 - 2400.00	1100.00 - 1400.00	1100.00 - 1600.00	3000.00 - 3600.00	1400.00 - 1600.00
Gampaha	2200.00 - 2200.00	1150.00 - 1160.00	1300.00 - 1300.00	3300.00 - 3300.00	-
Kurunegala	2000.00 - 2000.00	1050.00 - 1150.00	-	3000.00 - 3000.00	1250.00 - 1300.00
Nikaweratiya	2000.00 - 2200.00	1100.00 - 1150.00	-	-	-
Dambulla	-	1100.00 - 1200.00	-	-	1600.00 - 1700.00
Anuradhapura	2000.00 - 2000.00	1100.00 - 1200.00	-	-	1450.00 - 1500.00
Thambuththegama	2000.00 - 2200.00	950.00 - 1150.00	1100.00 - 1300.00	-	1450.00 - 1600.00
Polonnaruwa	1800.00 - 1800.00	-	-	-	1800.00 - 1800.00
Kaluthara	2200.00 - 2300.00	1100.00 - 1140.00	1360.00 - 1380.00	-	1300.00 - 1400.00
Badulla	1800.00 - 2000.00	1250.00 - 1300.00	1500.00 - 1600.00	2800.00 - 3000.00	-
Keppetipola	2000.00 - 2100.00	1150.00 - 1180.00	1260.00 - 1290.00	2900.00 - 3000.00	-
Moneragala	2100.00 - 2100.00	1250.00 - 1300.00	1580.00 - 1600.00	2700.00 - 2800.00	1500.00 - 1600.00
Kegalle	2200.00 - 2200.00	1100.00 - 1350.00	-	2900.00 - 3000.00	1750.00 - 1850.00
Ampara	2000.00 - 2000.00	925.00 - 990.00	1050.00 - 1100.00	-	1400.00 - 1800.00
Dehiattakandiya	-	1120.00 - 1200.00	-	-	1500.00 - 1500.00
Nuwaraeliya	2000.00 - 2200.00	1100.00 - 1250.00	1240.00 - 1360.00	3000.00 - 3200.00	1500.00 - 1600.00
Kandy	2200.00 - 2200.00	1020.00 - 1040.00	1350.00 - 1380.00	3000.00 - 3000.00	1400.00 - 1450.00
Puttalam	2200.00 - 2300.00	950.00 - 1100.00	-	3400.00 - 3400.00	-
Hambantota	-	1170.00 - 1200.00	-	-	-
Rathnapura	-	-	-	-	-
Matara	-	1070.00 - 1080.00	-	-	-
Galle	2200.00 - 2200.00	1080.00 - 1150.00	1450.00 - 1500.00	3200.00 - 3400.00	-
Tissamaharama	-	1200.00 - 1300.00	-	2800.00 - 2800.00	1500.00 - 1700.00
Meegoda	-	1000.00 - 1100.00	1350.00 - 1400.00	-	1500.00 - 1500.00
Embilipitiya	2150.00 - 2200.00	920.00 - 1020.00	1250.00 - 1320.00	2900.00 - 3000.00	1450.00 - 1600.00
Jaffna	2000.00 - 2100.00	1150.00 - 1200.00	1450.00 - 1550.00	3450.00 - 3600.00	-
Vavuniya	2000.00 - 2100.00	-	-	2900.00 - 3000.00	-
Mannar	1700.00 - 1900.00	1300.00 - 1400.00	-	-	-
Killinochchi	1900.00 - 1950.00	1300.00 - 1350.00	1550.00 - 1600.00	3000.00 - 3200.00	-
Mullaittivu	-	-	-	-	-
Batticaloa	1650.00 - 1700.00	1050.00 - 1100.00	1300.00 - 1400.00	-	-
Trincomalee	1800.00 - 1860.00	1280.00 - 1360.00	1540.00 - 1580.00	-	-
Veyangoda	2200.00 - 2200.00	1050.00 - 1050.00	-	3000.00 - 3000.00	1300.00 - 1300.00
Galenbindunuwewa	1900.00 - 1900.00	1060.00 - 1120.00	-	-	1500.00 - 1500.00
Bandarawela	2000.00 - 2200.00	1200.00 - 1250.00	-	3000.00 - 3200.00	-
Matale	2100.00 - 2200.00	1150.00 - 1200.00	-	2900.00 - 3000.00	1600.00 - 1700.00

Table 14: Colombo: Wholesale Prices (Rs/Kg or Rs/Pieces)

Week 45: 03 - 09 November 2023

COMMODITY	Range	Average Price			Change Compared to		COMMODITY	Range	Average Price			Change Compared to		
		This Week	Last Week	Last Year	Last Week (%)	Last Year (%)			This Week	Last Week	Last Year	Last Week (%)	Last Year (%)	
Rice							Coconut							
Local							Large						95.00 - 105.00	
Samba 1	225.00 - 230.00	228.40	226.90	219.60	0.66	4.01	Small						80.00 - 85.00	
Samba 2	220.00 - 225.00	222.50	220.00	214.00	1.14	3.97							97.50 98.00 87.10	
Keeri Samba	300.00 - 310.00	304.00	300.71	234.00	1.09	29.91							82.50 84.00 77.00	
Nadu 1	205.00 - 210.00	208.33	205.00	211.10	1.63	-1.31	Fruits (Rs/Fruit)							
Nadu 2	200.00 - 205.00	202.22	198.00	205.90	2.13	-1.79	Plantain							
Raw (Red)	175.00 - 190.00	182.50	177.00	206.80	3.11	-11.75	Ambul (Rs/Kg)						110.00 - 160.00	
Raw (White)	195.00 - 205.00	201.50	199.00	197.80	1.26	1.87	Kolikuttu (Rs/Kg)						420.00 - 480.00	
Imported							Seeni (Rs/Kg)						120.00 - 160.00	
Samba	-	-	-	187.30	-	-	Anamalu						25.00 - 30.00	
Nadu	-	-	-	168.30	-	-	Ambun						28.00 - 32.00	
Raw (Red)	-	-	-	-	-	-	Papaw(Rs/Kg)						60.00 - 130.00	
Raw (White)	-	-	-	156.80	-	-	Passion Fruit						26.00 - 35.00	
Dried Chillies							Pineapple Large						520.00 - 560.00	
Imported	1000.00 - 1050.00	1030.00	1036.00	1553.00	-0.58	-33.68	Pineapple Medium						420.00 - 460.00	
Onion							Pineapple Small						300.00 - 340.00	
Sinnan	-	-	-	-	-	-	Mango							
Vedalan	360.00 - 450.00	398.00	435.00	589.17	-8.51	-32.45	Betti						25.00 - 30.00	
Imported	430.00 - 490.00	462.50	519.44	525.45	-10.96	-11.98	Karthakolomban						50.00 - 80.00	
Big Onion							Vilad						28.00 - 35.00	
Imported	160.00 - 250.00	204.50	217.00	241.50	-5.76	-15.32	Kohu						-	
Local							Other							
-	-	-	-	258.57	-	-	Wood Apple						18.00 - 22.00	
Potato							Orange						100.00 - 120.00	
Welimada	210.00 - 240.00	225.00	200.50	295.00	12.22	-23.73	Avocado						70.00 - 120.00	
N'Eliya	230.00 - 260.00	244.29	230.00	315.00	6.21	-22.45	Slime Apple						80.00 - 90.00	
Imported	150.00 - 250.00	183.00	169.44	182.00	8.00	0.55	Grapes (Imp., Rs/Kg)						1000.00 - 1100.00	
Pulses							King Coconut						90.00 - 110.00	
Green Gram	700.00 - 750.00	727.50	772.50	1076.50	-5.83	-32.42	Sea Fish							
Cowpea (White)	950.00 - 950.00	950.00	950.00	885.71	0.00	7.26	Salaya						140.00 - 200.00	
Cowpea (Red)	950.00 - 1000.00	976.67	965.56	945.71	1.15	3.27	Hurulla						350.00 - 480.00	
Red Dhal	285.00 - 300.00	293.89	291.88	357.00	0.69	-17.68	Balaya						650.00 - 800.00	
Vegetable							Kelawalla						1000.00 - 1250.00	
Beans (Butter)	-	-	-	-	-	-	Thora						1300.00 - 2200.00	
Beans(Green)	300.00 - 400.00	350.00	437.00	323.00	-19.91	8.36	Paraw						780.00 - 1250.00	
Carrot	180.00 - 200.00	192.00	195.00	298.00	-1.54	-35.57	Mora						650.00 - 840.00	
Leeks	80.00 - 120.00	98.00	100.00	200.00	-2.00	-51.00	Shrimps						1450.00 - 1650.00	
Beetroot	100.00 - 160.00	129.00	133.64	239.00	-3.47	-46.03	Thalapath						1400.00 - 2000.00	
Knolkhol	180.00 - 200.00	188.00	145.00	189.00	29.66	-0.53	Eggs							
Raddish	120.00 - 150.00	132.00	118.00	118.00	11.86	11.86	Brown						45.00 - 47.00	
Cabbage	160.00 - 200.00	183.00	147.27	165.00	24.26	10.91	White						42.00 - 45.00	
Tomato	180.00 - 280.00	229.00	124.00	365.00	84.68	-37.26	Dried Fish							
Ladies Fingers	160.00 - 230.00	193.00	212.00	130.00	-8.96	48.46	Sprats						980.00 - 1140.00	
Brinjal	250.00 - 350.00	292.00	297.00	310.00	-1.68	-5.81	Sprats (Imported)						800.00 - 960.00	
Capsicum	450.00 - 600.00	545.45	497.00	755.00	9.75	-27.75	Kattawa						-	
Pumpkin	70.00 - 100.00	84.00	64.00	134.00	31.25	-37.31	Kattawa (Imported)						1200.00 - 1350.00	
Cucumber	80.00 - 100.00	88.00	92.00	38.00	-4.35	131.58	Thora						-	
Bitter Gourd	350.00 - 420.00	387.78	366.00	374.00	5.95	3.68	Thora (Imported)						-	
Snake Gourd	250.00 - 320.00	287.00	284.00	294.00	1.06	-2.38	Mora						1650.00 - 1850.00	
Drumstick	200.00 - 320.00	280.00	233.00	186.00	20.17	50.54	Mora (Imported)						-	
Luffa	250.00 - 320.00	285.00	273.00	186.00	4.40	53.23	Balaya						850.00 - 950.00	
Long Beans	220.00 - 300.00	261.82	297.00	191.00	-11.85	37.08	Balaya (Imported)						-	
Ash Plantain	200.00 - 250.00	221.00	198.00	189.00	11.62	16.93	Anguluwa						-	
Green Chillies	350.00 - 450.00	400.00	348.00	174.00	14.94	129.89	Anguluwa (Imported)						1550.00 - 1700.00	
Lime	1600.00 - 1700.00	1640.00	1450.00	421.00	13.10	289.55	Maduwa						1350.00 - 1450.00	
Root Crops							Maduwa (Imported)						-	
Sweet Potato	80.00 - 100.00	90.00	88.00	140.00	2.27	-35.71	Koduwa						-	
Manioc	80.00 - 100.00	90.00	103.64	95.00	-13.16	-5.26	Koduwa (Imported)						-	
Leafy Vegetable							Salaya						250.00 - 340.00	
Mukunuwenna	40.00 - 50.00	46.25	42.50	58.50	8.82	-20.94	Salaya (Imported)						-	
Kankun	40.00 - 50.00	46.25	41.88	58.50	10.45	-20.94								
Gotukola (Rs/Kg)	150.00 - 160.00	155.00	155.00	234.00	0.00	-33.76								

This Week: Week 45: 03 - 09 November 2023

Last Week: Week 44: 27 October - 02 November 2023

Table 15: Colombo &Suburbs: Retail Prices (Rs/Kg or Rs/Piece)
Week 45: 03 - 09 November 2023

COMMODITY	Range	Average Price			Change Compared to		COMMODITY	Range	Average Price			Change Compared to	
		This Week	Last Week	Last Year	Last Week	Last Year (%)			This Week	Last Week	Last Year	Last Week	Last Year (%)
<u>Rice</u>													
Local													
Samba 1	230.00 - 240.00	235.00	235.00	233.55	0.00	0.62	Large	100.00 - 120.00	113.82	114.36	106.21	-0.54	7.17
Samba 2	230.00 - 230.00	230.00	230.00	224.52	0.00	2.44	Small	90.00 - 100.00	92.42	92.50	87.22	-0.08	5.96
Keeri Samba	-	-	325.00	262.19	-	-	<u>Fruits (Rs/Fruit)</u>						
Nadu 1	220.00 - 230.00	223.33	222.86	224.52	0.48	-0.53	Plantain						
Nadu 2	220.00 - 220.00	220.00	220.00	218.85	0.00	0.53	Ambul (Rs/Kg)	160.00 - 260.00	223.87	232.07	198.38	-8.20	12.85
Raw (Red)	190.00 - 210.00	199.46	198.62	224.56	0.84	-11.18	Kolikuttu (Rs/Kg)	500.00 - 650.00	584.23	586.92	434.00	-2.69	34.62
Raw (White)	200.00 - 220.00	210.96	210.50	219.35	0.46	-3.83	Seeni (Rs/Kg)	150.00 - 250.00	213.08	216.25	184.32	-3.17	15.60
Imported													
Samba	-	-	204.17	-	-	-	Anamalu	31.00 - 43.00	36.93	37.41	25.06	-0.49	47.39
Nadu	-	-	193.13	-	-	-	Ambun	41.00 - 58.00	49.96	50.14	30.03	-0.17	66.39
Raw (Red)	-	-	-	-	-	-	Papaw(Rs/Kg)	150.00 - 250.00	198.33	212.76	286.25	-14.43	-30.71
Raw (White)	-	-	179.84	-	-	-	Passion Fruit	50.00 - 80.00	66.75	83.61	52.32	-16.86	27.57
<u>Dried Chillies</u>													
Imported	1100.00 - 1400.00	1321.20	1335.19	1848.48	-13.99	-28.53	Pineapple Large	550.00 - 700.00	600.91	608.85	691.18	-7.94	-13.06
<u>Onion</u>													
Sinnan	-	-	491.25	-	-	-	Pineapple Medium	450.00 - 580.00	500.95	506.36	577.59	-5.41	-13.27
Vedalan	550.00 - 700.00	619.62	553.85	686.33	65.77	-9.72	Pineapple Small	350.00 - 500.00	428.42	435.00	448.61	-6.58	-4.50
Imported	-	-	536.07	-	-	-	Mango						
<u>Big Onion</u>													
Imported	280.00 - 340.00	293.33	307.86	283.33	-14.52	3.53	Betti	-	-	-	-	-	-
Local	-	-	308.67	-	-	-	Karthakolomban	116.00 - 200.00	152.94	167.75	141.07	-14.81	8.41
<u>Potato</u>													
Welimada	280.00 - 320.00	310.00	302.00	355.86	8.00	-12.89	Vilad	50.00 - 80.00	67.14	82.35	86.47	-15.21	-22.35
N'Eliya	350.00 - 400.00	365.38	364.29	435.81	1.10	-16.16	Kohu	-	-	-	-	-	-
Imported	200.00 - 240.00	224.62	222.86	243.23	1.76	-7.65	<u>Other</u>						
<u>Pulses</u>													
Green Gram	900.00 - 1200.00	1106.79	1092.33	1260.71	14.45	-12.21	Wood Apple	30.00 - 80.00	50.13	52.15	44.86	-2.02	11.76
Cowpea (White)	1000.00 - 1200.00	1170.37	1113.85	1169.23	56.52	0.10	Orange	120.00 - 200.00	158.10	128.33	92.50	29.76	70.91
Cowpea (Red)	1000.00 - 1200.00	1174.29	1131.03	1133.33	43.25	3.61	Avocado	80.00 - 150.00	104.35	106.52	127.00	-2.17	-17.84
Red Dhal	320.00 - 360.00	338.15	334.67	393.23	3.48	-14.01	Slime Apple	90.00 - 160.00	131.33	130.00	148.89	1.33	-11.79
<u>Vegetable</u>													
Beans (Butter)	-	-	-	-	-	-	Grapes (Imp., Rs/Kg)	1400.00 - 2500.00	1952.38	1972.00	1970.59	-19.62	-0.92
Beans(Green)	400.00 - 600.00	514.57	613.53	466.43	-98.96	10.32	King Coconut	120.00 - 150.00	144.80	146.15	130.48	-1.35	10.98
Carrot	220.00 - 420.00	344.71	351.21	440.00	-6.51	-21.66	<u>Sea Fish</u>						
Leeks	160.00 - 280.00	233.33	249.38	325.93	-16.04	-28.41	Salaya	240.00 - 400.00	326.67	449.09	541.30	-122.42	-39.65
Beetroot	160.00 - 360.00	265.59	269.69	352.14	-4.10	-24.58	Hurulla	520.00 - 720.00	611.18	627.27	765.60	-16.10	-20.17
Knolkhol	220.00 - 400.00	297.50	295.81	339.17	1.69	-12.29	Balaya	700.00 - 1000.00	900.00	1054.00	1082.78	-154.00	-16.88
Raddish	160.00 - 320.00	250.00	244.41	251.43	5.59	-0.57	Kelawalla	1400.00 - 2400.00	1900.00	2023.18	1984.17	-123.18	-4.24
Cabbage	200.00 - 400.00	317.81	296.67	347.14	21.15	-8.45	Thora	1550.00 - 2800.00	2327.27	2610.53	2738.57	-283.25	-15.02
Tomato	200.00 - 400.00	302.73	280.00	490.37	22.73	-38.27	Paraw	1100.00 - 2200.00	1764.29	1836.67	1914.74	-72.38	-7.86
Ladies Fingers	200.00 - 420.00	319.03	319.39	271.43	-0.36	17.54	Mora	-	-	1437.50	-	-	-
Brinjal	320.00 - 560.00	451.76	475.76	417.41	-23.99	8.23	Shrimps	1600.00 - 2100.00	1850.00	2058.82	1718.10	-208.82	7.68
Capsicum	550.00 - 820.00	705.15	694.55	1017.31	10.61	-30.68	Thalpath	2000.00 - 2900.00	2506.25	2717.39	2683.33	-211.14	-6.60
Pumpkin	100.00 - 240.00	172.73	167.19	240.36	5.54	-28.14	<u>Eggs</u>						
Cucumber	110.00 - 260.00	192.86	196.18	150.00	-3.32	28.57	Brown	46.00 - 50.00	48.36	48.61	52.38	-0.25	-7.66
Bitter Gourd	450.00 - 680.00	567.81	560.29	538.85	7.52	5.38	White	44.00 - 48.00	46.79	47.61	50.75	-0.83	-7.81
Snake Gourd	340.00 - 520.00	413.33	412.50	389.26	0.83	6.18	<u>Dried Fish</u>						
Drumstick	300.00 - 680.00	458.53	406.18	387.08	52.35	18.46	Sprats	1400.00 - 2200.00	1727.27	2040.00	2200.00	-312.73	-21.49
Luffa	300.00 - 600.00	434.00	433.75	329.64	0.25	31.66	Sprats (Imported)	1000.00 - 1700.00	1365.63	1266.67	1636.84	98.96	-16.57
Long Beans	300.00 - 500.00	403.24	450.91	345.71	-47.67	16.64	Kattawa	1800.00 - 2600.00	2172.00	2229.17	2560.87	-57.17	-15.19
Ash Plantain	260.00 - 420.00	350.29	360.91	282.67	-10.61	23.92	Thora	2200.00 - 2600.00	2375.00	2390.91	2640.00	-15.91	-10.04
Green Chillies	400.00 - 820.00	637.14	625.00	388.93	12.14	63.82	Balaya	1200.00 - 2000.00	1630.56	1791.30	1578.26	-160.75	3.31
Lime	1700.00 - 2400.00	2082.35	2050.00	717.86	32.35	190.08	Anguluwa	1800.00 - 2600.00	2361.11	2322.22	-	38.89	-
<u>Root Crops</u>													
Sweet Potato	140.00 - 260.00	219.35	216.43	245.71	2.93	-10.73	Maduwa	2000.00 - 2000.00	2000.00	-	-	-	-
Manioc	140.00 - 240.00	200.29	209.66	195.71	-9.37	2.34	Koduwa	-	-	-	-	-	-
<u>Leafy Vegetable</u>													
Mukunuwenna	50.00 - 90.00	73.13	73.53	81.58	-0.40	-10.36	Salaya	700.00 - 1200.00	911.43	1009.52	1204.35	-98.10	-24.32
Kankun	50.00 - 90.00	73.13	73.53	81.58	-0.40	-10.36	<u>Meat</u>						
Gotukola	100.00 - 100.00	100.00	100.00	118.10	0.00	-15.32	Beef (without Bones)	2000.00 - 2400.00	2240.00	2400.00	2083.33	-160.00	7.52
							Chicken (Broiler)	1100.00 - 1400.00	1189.09	1201.00	1157.50	-11.91	2.73
							Chicken (Curry)	1100.00 - 1600.00	1316.36	1328.57	1557.14	-12.21	-15.46
							Mutton	3000.00 - 3600.00	3180.00	3216.67	3025.00	-36.67	5.12
							Pork	1400.00 - 1600.00	1500.00	1350.00	1708.33	150.00	-12.20

This Week: Week 45: 03 - 09 November 2023
Last Week: Week 44: 27 October - 02 November 2023

Table 16: Farmgate/Producer Prices of Food Commodities in Selected Producing Areas (Rs/Kg)

Week 45: 03 - 09 November 2023

COMMODITY	Range	Average Price	COMMODITY	Range	Average Price	COMMODITY	Range	Average Price
<u>Paddy</u>			<u>Vegetable (Up Country)</u>			<u>Snake Gourd</u>		
Short Grain			Beans			Dambulla	240.00 - 260.00	248.00
A'pura	120.00 - 125.00	122.00	Dambulla	240.00 - 280.00	262.00	Hambantota	240.00 - 270.00	258.00
P'naruwa	125.00 - 130.00	127.50	Welimada	340.00 - 350.00	345.00	Embilipitiya	320.00 - 340.00	330.00
Kalawewa	120.00 - 125.00	122.00	Badulla	320.00 - 350.00	333.00	Matara	-	
Kurunegala	122.00 - 126.00	124.50	Carrot			A'pura	240.00 - 260.00	248.00
Dehiattakandiya	123.00 - 126.00	124.67	N'Eliya	210.00 - 220.00	215.00	Luffa		
Nikaweratiya	120.00 - 125.00	122.83	Welimada	180.00 - 195.00	189.00	Dambulla	220.00 - 240.00	232.50
Ampara	120.00 - 130.00	125.00	Hanguranketha	180.00 - 190.00	185.00	Hambantota	270.00 - 280.00	275.00
Long Grain (White)			Leeks			Embilipitiya	300.00 - 330.00	316.00
A'pura	115.00 - 117.00	115.80	N'Eliya	70.00 - 75.00	73.00	Matara	-	
P'naruwa	110.00 - 115.00	112.17	Welimada	65.00 - 75.00	69.00	A'pura	260.00 - 280.00	268.00
Kalawewa	113.00 - 116.00	114.60	Beetroot			Green Chillies		
Kurunegala	116.00 - 118.00	117.00	N'Eliya	115.00 - 125.00	122.00	Dambulla	290.00 - 350.00	322.00
Dehiattakandiya	110.00 - 113.00	111.67	Dambulla	76.00 - 90.00	86.40	Hambantota	-	
Embilipitiya	-		Kurunegala	-		Embilipitiya	500.00 - 530.00	512.00
Nikaweratiya	116.00 - 118.00	117.00	Welimada	100.00 - 115.00	107.00	Puttalam	280.00 - 350.00	315.00
Hambantota	-		Hanguranketha	75.00 - 80.00	77.50	A'pura	420.00 - 450.00	432.00
Ampara	115.00 - 118.00	116.50	Knol Khol			Pumpkin		
Long Grain (Red)			N'Eliya	150.00 - 165.00	157.00	Dambulla	67.00 - 82.00	75.40
Matara	100.00 - 105.00	101.75	Welimada	125.00 - 135.00	130.00	Hambantota	40.00 - 60.00	50.00
Hambantota	100.00 - 105.00	103.00	Hanguranketha	100.00 - 110.00	105.00	Embilipitiya	70.00 - 80.00	75.00
Embilipitiya	104.00 - 106.00	105.00	Raddish			Matara	40.00 - 55.00	47.50
Keeri Samba			N'Eliya	105.00 - 115.00	111.00	A'pura	55.00 - 65.00	59.00
A'pura	140.00 - 150.00	144.00	Welimada	65.00 - 75.00	70.00	Moneragala	60.00 - 70.00	64.00
P'naruwa	155.00 - 157.00	155.83	Hambantota	-		Cucumber		
Kalawewa	140.00 - 150.00	146.00	Hanguranketha	62.00 - 65.00	63.50	A'pura	60.00 - 70.00	64.00
Kurunegala	145.00 - 150.00	148.25	Cabbage			Dambulla	76.00 - 90.00	84.80
Dehiattakandiya	153.00 - 155.00	154.33	N'Eliya	170.00 - 180.00	176.00	Hambantota	50.00 - 60.00	55.00
Red Onion			Welimada	115.00 - 130.00	122.00	Matara	55.00 - 65.00	60.00
Puttalam	-		Badulla	125.00 - 140.00	134.00	Long Beans		
Jaffna	-		Hanguranketha	100.00 - 110.00	105.00	Dambulla	240.00 - 260.00	250.00
Big Onion			Tomato			Hambantota	-	
Dambulla	250.00 - 270.00	260.00	Welimada	115.00 - 135.00	125.00	Embilipitiya	300.00 - 320.00	310.00
Kalawewa	-		Hambantota	-		Matara	200.00 - 220.00	210.00
A'pura	-		Dambulla	152.50 - 172.50	164.50	A'pura	260.00 - 280.00	268.00
Potato			Hanguranketha	-		Ash Plantain		
N'Eliya	215.00 - 230.00	222.00	Vegetable (Low Country)			Hambantota	120.00 - 140.00	132.50
Badulla	175.00 - 190.00	180.00	Ladies Fingers			Embilipitiya	160.00 - 175.00	168.00
Welimada	180.00 - 195.00	189.00	A'pura	140.00 - 150.00	144.00	Matara	130.00 - 150.00	138.75
Pulses			Dambulla	125.00 - 140.00	134.00	Lime		
Green Gram			Hambantota	180.00 - 220.00	202.00	Hambantota	-	
Hambantota	-		Embilipitiya	220.00 - 240.00	232.00	Embilipitiya	1375.00 - 1450.00	1406.25
Moneragala	600.00 - 630.00	612.00	Matara	135.00 - 150.00	143.75	Moneragala	1200.00 - 1300.00	1240.00
Embilipitiya	650.00 - 660.00	655.00	Brinjal			Fruits (Rs/Kg)		
Nikaweratiya	550.00 - 600.00	575.00	A'pura	220.00 - 240.00	228.00	Banana		
A'pura	600.00 - 650.00	625.00	Dambulla	250.00 - 280.00	264.00	Ambul		
Cowpea			Hambantota	-		Moneragala	100.00 - 120.00	108.00
Hambantota	-		Embilipitiya	300.00 - 350.00	328.00	Embilipitiya	90.00 - 120.00	104.00
Nikaweratiya	650.00 - 700.00	666.67	Matara	180.00 - 220.00	197.50	Hambantota	120.00 - 130.00	125.00
Moneragala	850.00 - 870.00	858.00	Welimada	160.00 - 170.00	164.00	Kolikuttu		
Embilipitiya	900.00 - 980.00	940.00	Capsicum			Moneragala	270.00 - 300.00	282.00
Maize			Badulla	-		Embilipitiya	300.00 - 380.00	346.67
A'pura	135.00 - 140.00	137.50	Welimada	460.00 - 480.00	472.00	Hambantota	-	
Kalawewa	-		Bitter Gourd			Papaw		
Gingelly			A'pura	350.00 - 380.00	362.00	Moneragala	70.00 - 80.00	74.00
A'pura	600.00 - 650.00	625.00	Dambulla	340.00 - 360.00	350.00	Embilipitiya	80.00 - 100.00	92.00
Kalawewa	-		Hambantota	-		Hambantota	110.00 - 120.00	115.00
Black Gram			Embilipitiya	340.00 - 400.00	372.00	Pineapple		
A'pura	900.00 - 950.00	925.00	Matara	280.00 - 320.00	297.50	Divulapitiya	-	
Kalawewa	-							

Annex 01 - Colombo Markets: Retail Prices of Rice and Subsidiary Food Crops (Rs/Kg)

Week 45: 03 - 09 November 2023

28

CROP	PELIYAGODA	MAHARAGAMA	KIRULAPONE	NUGEGODA	NARAHENPITA	DEMATAGODA	THOTALANGA	KADAWATHA	KIRIBATHGODA
<u>Rice</u>									
Local									
Samba 1	240.00 - 240.00	230.00 - 230.00	230.00 - 230.00	230.00 - 240.00	-	230.00 - 240.00	240.00 - 240.00	230.00 - 230.00	230.00 - 240.00
Samba 2	230.00 - 230.00	230.00 - 230.00	230.00 - 230.00	230.00 - 230.00	230.00 - 230.00	230.00 - 230.00	230.00 - 230.00	230.00 - 230.00	230.00 - 230.00
Keeri Samba	-	-	-	-	-	-	-	-	-
Nadu 1	-	-	-	220.00 - 220.00	-	220.00 - 220.00	230.00 - 230.00	220.00 - 220.00	220.00 - 220.00
Nadu 2	220.00 - 220.00	220.00 - 220.00	220.00 - 220.00	220.00 - 220.00	220.00 - 220.00	220.00 - 220.00	220.00 - 220.00	220.00 - 220.00	220.00 - 220.00
Raw (Red)	190.00 - 200.00	190.00 - 200.00	200.00 - 200.00	190.00 - 200.00	200.00 - 200.00	210.00 - 210.00	190.00 - 200.00	200.00 - 210.00	210.00 - 210.00
Raw (White)	200.00 - 210.00	200.00 - 210.00	210.00 - 210.00	205.00 - 210.00	210.00 - 220.00	210.00 - 210.00	200.00 - 220.00	210.00 - 220.00	210.00 - 210.00
Imported									
Samba	-	-	-	-	-	-	-	-	-
Nadu	-	-	-	-	-	-	-	-	-
Raw (Red)	-	-	-	-	-	-	-	-	-
Raw (White)	-	-	-	-	-	-	-	-	-
<u>Dried Chillies</u>									
Imported	1100.00 - 1130.00	1300.00 - 1300.00	1400.00 - 1400.00	1300.00 - 1400.00	1400.00 - 1400.00	1400.00 - 1400.00	1300.00 - 1350.00	1200.00 - 1300.00	1300.00 - 1300.00
<u>Red Onion</u>									
Sinnan	-	-	-	-	-	-	-	-	-
Vedalan	550.00 - 600.00	700.00 - 700.00	560.00 - 560.00	640.00 - 640.00	600.00 - 700.00	700.00 - 700.00	580.00 - 600.00	580.00 - 600.00	600.00 - 600.00
Imported	-	-	-	-	-	-	-	-	-
<u>Big Onion</u>									
Imported	280.00 - 290.00	340.00 - 340.00	280.00 - 280.00	280.00 - 300.00	280.00 - 300.00	280.00 - 300.00	280.00 - 320.00	280.00 - 300.00	280.00 - 280.00
Local	-	-	-	-	-	-	-	-	-
<u>Potato</u>									
Welimada	-	-	-	-	300.00 - 300.00	280.00 - 300.00	320.00 - 320.00	300.00 - 320.00	320.00 - 320.00
N'Eliya	350.00 - 350.00	360.00 - 400.00	360.00 - 360.00	360.00 - 360.00	380.00 - 380.00	-	-	-	-
Imported	200.00 - 220.00	220.00 - 240.00	200.00 - 240.00	200.00 - 240.00	220.00 - 240.00	240.00 - 240.00	200.00 - 220.00	200.00 - 240.00	200.00 - 240.00
<u>Pulses</u>									
Green Gram	900.00 - 1100.00	1100.00 - 1200.00	1200.00 - 1200.00	1200.00 - 1200.00	1200.00 - 1200.00	920.00 - 1000.00	1000.00 - 1200.00	1200.00 - 1200.00	1200.00 - 1200.00
Cowpea (White)	1100.00 - 1200.00	1200.00 - 1200.00	1200.00 - 1200.00	1200.00 - 1200.00	1000.00 - 1200.00	1100.00 - 1100.00	1000.00 - 1200.00	1200.00 - 1200.00	1200.00 - 1200.00
Cowpea (Red)	1100.00 - 1200.00	1200.00 - 1200.00	1200.00 - 1200.00	1200.00 - 1200.00	1080.00 - 1200.00	1100.00 - 1100.00	1000.00 - 1200.00	1200.00 - 1200.00	1200.00 - 1200.00
Red Dhal	320.00 - 340.00	330.00 - 360.00	340.00 - 360.00	340.00 - 360.00	340.00 - 340.00	340.00 - 340.00	320.00 - 320.00	320.00 - 340.00	360.00 - 360.00

Annex 02 - Colombo Markets: Retail Prices of Vegetables (Rs/Kg) and Coconut (Rs/Nut)

Week 45: 03 - 09 November 2023

29

CROP	PELIYAGODA	MAHARAGAMA	KIRULAPONE	NUGEGODA	NARAHENPITA	DEMATAGODA	THOTALANGA	KADAWATHA	KIRIBATHGODA
<i>Vegetable</i>									
Beans	400.00 - 540.00	540.00 - 600.00	520.00 - 600.00	480.00 - 600.00	480.00 - 600.00	480.00 - 600.00	400.00 - 480.00	400.00 - 480.00	540.00 - 600.00
Carrot	220.00 - 320.00	400.00 - 420.00	400.00 - 420.00	400.00 - 420.00	280.00 - 360.00	320.00 - 320.00	240.00 - 320.00	320.00 - 360.00	320.00 - 380.00
Leeks	160.00 - 180.00	280.00 - 280.00	240.00 - 280.00	280.00 - 280.00	180.00 - 280.00	240.00 - 260.00	160.00 - 200.00	240.00 - 260.00	240.00 - 260.00
Beetroot	160.00 - 180.00	320.00 - 360.00	260.00 - 340.00	320.00 - 360.00	240.00 - 350.00	260.00 - 320.00	160.00 - 180.00	260.00 - 340.00	260.00 - 340.00
Knolkhol	220.00 - 320.00	400.00 - 400.00	320.00 - 400.00	320.00 - 400.00	240.00 - 260.00	220.00 - 240.00	240.00 - 300.00	240.00 - 260.00	340.00 - 360.00
Raddish	200.00 - 260.00	320.00 - 320.00	260.00 - 320.00	320.00 - 320.00	260.00 - 280.00	180.00 - 240.00	160.00 - 280.00	160.00 - 180.00	200.00 - 260.00
Cabbage	240.00 - 310.00	320.00 - 320.00	320.00 - 400.00	380.00 - 400.00	260.00 - 340.00	260.00 - 320.00	200.00 - 320.00	320.00 - 340.00	340.00 - 400.00
Tomato	200.00 - 320.00	300.00 - 320.00	320.00 - 400.00	360.00 - 400.00	300.00 - 360.00	240.00 - 320.00	200.00 - 260.00	260.00 - 340.00	320.00 - 360.00
Ladies Fingers	200.00 - 320.00	400.00 - 420.00	340.00 - 420.00	400.00 - 420.00	280.00 - 340.00	240.00 - 280.00	250.00 - 300.00	400.00 - 420.00	260.00 - 320.00
Brinjal	350.00 - 420.00	460.00 - 480.00	460.00 - 480.00	540.00 - 560.00	400.00 - 480.00	460.00 - 560.00	320.00 - 360.00	400.00 - 540.00	460.00 - 480.00
Capsicum	550.00 - 660.00	800.00 - 820.00	800.00 - 820.00	800.00 - 820.00	680.00 - 700.00	600.00 - 650.00	600.00 - 680.00	600.00 - 800.00	600.00 - 680.00
Pumpkin	100.00 - 160.00	140.00 - 160.00	200.00 - 240.00	200.00 - 240.00	120.00 - 140.00	200.00 - 240.00	120.00 - 140.00	160.00 - 180.00	120.00 - 140.00
Cucumber	110.00 - 160.00	240.00 - 260.00	200.00 - 240.00	200.00 - 260.00	120.00 - 200.00	220.00 - 240.00	120.00 - 180.00	220.00 - 260.00	160.00 - 200.00
Bitter Gourd	480.00 - 540.00	460.00 - 480.00	600.00 - 680.00	600.00 - 680.00	460.00 - 520.00	540.00 - 560.00	450.00 - 550.00	600.00 - 660.00	520.00 - 600.00
Snake Gourd	340.00 - 420.00	420.00 - 480.00	460.00 - 520.00	520.00 - 520.00	360.00 - 460.00	360.00 - 480.00	340.00 - 360.00	340.00 - 400.00	340.00 - 360.00
Drumstick	300.00 - 450.00	600.00 - 660.00	400.00 - 480.00	540.00 - 620.00	340.00 - 400.00	360.00 - 400.00	400.00 - 460.00	600.00 - 680.00	340.00 - 420.00
Luffa	310.00 - 410.00	420.00 - 440.00	520.00 - 540.00	600.00 - 600.00	400.00 - 460.00	320.00 - 380.00	300.00 - 350.00	580.00 - 600.00	320.00 - 360.00
Long Beans	300.00 - 380.00	460.00 - 480.00	460.00 - 500.00	480.00 - 500.00	340.00 - 420.00	320.00 - 400.00	320.00 - 400.00	360.00 - 480.00	320.00 - 380.00
Ash Plantain	260.00 - 340.00	400.00 - 420.00	340.00 - 420.00	320.00 - 400.00	280.00 - 340.00	400.00 - 420.00	300.00 - 340.00	260.00 - 340.00	320.00 - 360.00
Green Chillies	400.00 - 520.00	600.00 - 660.00	700.00 - 820.00	760.00 - 800.00	550.00 - 700.00	640.00 - 800.00	400.00 - 460.00	480.00 - 640.00	600.00 - 800.00
Lime	1700.00 - 1800.00	2200.00 - 2300.00	2200.00 - 2400.00	2000.00 - 2200.00	1800.00 - 2000.00	2000.00 - 2200.00	1800.00 - 2200.00	2000.00 - 2400.00	2000.00 - 2200.00
<i>Root Crops</i>									
Sweet Potato	140.00 - 160.00	240.00 - 260.00	240.00 - 260.00	240.00 - 260.00	200.00 - 240.00	200.00 - 220.00	140.00 - 180.00	160.00 - 220.00	240.00 - 260.00
Manioc	140.00 - 160.00	220.00 - 220.00	220.00 - 240.00	200.00 - 240.00	200.00 - 220.00	230.00 - 240.00	160.00 - 180.00	160.00 - 180.00	200.00 - 240.00
<i>Leafy Vegetable</i>									
Mukunuwenna	50.00 - 50.00	80.00 - 80.00	70.00 - 70.00	80.00 - 80.00	70.00 - 70.00	70.00 - 70.00	60.00 - 60.00	80.00 - 90.00	80.00 - 80.00
Kankun	50.00 - 50.00	80.00 - 80.00	70.00 - 70.00	80.00 - 80.00	70.00 - 70.00	70.00 - 70.00	60.00 - 60.00	80.00 - 90.00	80.00 - 80.00
Gotukola	100.00 - 100.00	100.00 - 100.00	100.00 - 100.00	100.00 - 100.00	100.00 - 100.00	100.00 - 100.00	100.00 - 100.00	100.00 - 100.00	100.00 - 100.00
<i>Coconut</i>									
Large	100.00 - 100.00	120.00 - 120.00	120.00 - 120.00	110.00 - 120.00	120.00 - 120.00	120.00 - 120.00	100.00 - 100.00	120.00 - 120.00	120.00 - 120.00
Small	90.00 - 90.00	100.00 - 100.00	100.00 - 100.00	100.00 - 100.00	90.00 - 100.00	90.00 - 100.00	90.00 - 90.00	90.00 - 90.00	90.00 - 90.00

Annex 03 - Colombo Markets: Retail Prices of Fruits (Rs/Fruit)

Week 45: 03 - 09 November 2023

30

CROP	PELIYAGODA	MAHARAGAMA	KIRULAPONE	NUGEGODA	NARAHENPITA	DEMATAGODA	THOTALANGA	KADAWATHA	KIRIBATHGODA
<i>Plantain</i>									
Ambul (Rs/Kg)	160.00 - 250.00	240.00 - 260.00	260.00 - 260.00	240.00 - 240.00	200.00 - 250.00	200.00 - 240.00	180.00 - 200.00	200.00 - 220.00	200.00 - 220.00
Kolikuttu (Rs/Kg)	500.00 - 600.00	580.00 - 600.00	600.00 - 650.00	500.00 - 550.00	550.00 - 650.00	600.00 - 650.00	600.00 - 650.00	560.00 - 650.00	650.00 - 650.00
Seeni (Rs/Kg)	150.00 - 220.00	240.00 - 250.00	250.00 - 250.00	220.00 - 240.00	220.00 - 240.00	200.00 - 200.00	180.00 - 220.00	200.00 - 220.00	200.00 - 220.00
Anamalu	31.00 - 37.00	37.00 - 40.00	35.00 - 43.00	32.00 - 37.00	37.00 - 37.00	37.00 - 37.00	31.00 - 37.00	37.00 - 37.00	37.00 - 43.00
Ambun	41.00 - 50.00	50.00 - 53.00	46.00 - 58.00	43.00 - 50.00	50.00 - 50.00	50.00 - 50.00	46.00 - 51.00	50.00 - 50.00	50.00 - 58.00
<i>Pineapple</i>									
Large	550.00 - 560.00	550.00 - 600.00	680.00 - 700.00	600.00 - 650.00	560.00 - 580.00	580.00 - 600.00	550.00 - 560.00	600.00 - 630.00	580.00 - 600.00
Medium	480.00 - 500.00	480.00 - 500.00	550.00 - 580.00	550.00 - 580.00	450.00 - 500.00	450.00 - 500.00	450.00 - 500.00	500.00 - 550.00	500.00 - 500.00
Small	350.00 - 420.00	430.00 - 450.00	500.00 - 500.00	-	400.00 - 480.00	400.00 - 430.00	430.00 - 480.00	450.00 - 480.00	380.00 - 450.00
<i>Mango</i>									
Betti	-	-	-	-	-	-	-	-	-
Karthakolomban	200.00 - 200.00	-	160.00 - 200.00	160.00 - 180.00	130.00 - 135.00	116.00 - 116.00	120.00 - 160.00	130.00 - 166.00	120.00 - 120.00
Vilad	50.00 - 50.00	-	-	-	80.00 - 80.00	50.00 - 60.00	-	70.00 - 80.00	-
Kohu	-	-	-	-	-	-	-	-	-
<i>Other Fruits</i>									
Wood Apple	30.00 - 40.00	60.00 - 60.00	65.00 - 80.00	80.00 - 80.00	56.00 - 60.00	40.00 - 56.00	40.00 - 50.00	40.00 - 50.00	40.00 - 50.00
Orange	160.00 - 170.00	160.00 - 160.00	160.00 - 200.00	160.00 - 200.00	160.00 - 170.00	120.00 - 120.00	120.00 - 120.00	140.00 - 160.00	140.00 - 140.00
Avocado	80.00 - 90.00	100.00 - 120.00	130.00 - 150.00	140.00 - 150.00	120.00 - 120.00	80.00 - 100.00	80.00 - 100.00	100.00 - 120.00	80.00 - 100.00
Slime Apple	90.00 - 90.00	120.00 - 120.00	120.00 - 140.00	160.00 - 160.00	120.00 - 160.00	160.00 - 160.00	90.00 - 90.00	-	90.00 - 100.00
Grapes (Rs/Kg)	1400.00 - 1500.00	2000.00 - 2200.00	1600.00 - 2500.00	2200.00 - 2500.00	2000.00 - 2300.00	-	2000.00 - 2200.00	2000.00 - 2000.00	1500.00 - 1800.00
Papaw (Rs/Kg)	150.00 - 200.00	200.00 - 240.00	240.00 - 250.00	200.00 - 230.00	220.00 - 250.00	150.00 - 200.00	150.00 - 200.00	160.00 - 200.00	180.00 - 220.00
Passion	50.00 - 65.00	60.00 - 60.00	60.00 - 80.00	70.00 - 80.00	55.00 - 70.00	80.00 - 80.00	50.00 - 70.00	80.00 - 80.00	80.00 - 80.00
King Coconut	120.00 - 150.00	150.00 - 150.00	150.00 - 150.00	150.00 - 150.00	130.00 - 150.00	150.00 - 150.00	150.00 - 150.00	150.00 - 150.00	150.00 - 150.00

Annex 04 - Colombo Markets: Retail Prices of Sea Fish and Dried Fish (Rs/Kg)

Week 45: 03 - 09 November 2023

CROP	PELIYAGODA	MAHARAGAMA	KIRULAPONE	NUGEGODA	NARAHENPITA	DEMATAGODA	THOTALANGA	KADAWATHA	KIRIBATHGODA
<i>Sea Fish</i>									
Salaya	240.00 - 360.00	320.00 - 400.00	300.00 - 300.00	340.00 - 360.00	360.00 - 360.00	350.00 - 400.00	240.00 - 300.00	350.00 - 360.00	300.00 - 320.00
Hurulla	550.00 - 600.00	600.00 - 600.00	600.00 - 600.00	600.00 - 700.00	720.00 - 720.00	600.00 - 600.00	520.00 - 540.00	600.00 - 700.00	600.00 - 660.00
Balaya	950.00 - 1000.00	1000.00 - 1000.00	1000.00 - 1000.00	900.00 - 1000.00	1000.00 - 1000.00	1000.00 - 1000.00	700.00 - 800.00	800.00 - 850.00	700.00 - 800.00
Kelawalla	1450.00 - 1550.00	2000.00 - 2000.00	2000.00 - 2000.00	2100.00 - 2400.00	2400.00 - 2400.00	2000.00 - 2000.00	1800.00 - 1800.00	2400.00 - 2400.00	1400.00 - 1600.00
Thora	1550.00 - 2000.00	2000.00 - 2200.00	2800.00 - 2800.00	2600.00 - 2800.00	2800.00 - 2800.00	2400.00 - 2800.00	-	-	-
Paraw	1100.00 - 1300.00	1600.00 - 1800.00	2200.00 - 2200.00	1800.00 - 2200.00	1900.00 - 1900.00	1600.00 - 1600.00	2000.00 - 2000.00	2000.00 - 2000.00	2000.00 - 2000.00
Mora	-	-	-	-	-	-	-	-	-
Shrimps Small	1900.00 - 2100.00	1800.00 - 1800.00	2000.00 - 2000.00	1600.00 - 1700.00	1800.00 - 1800.00	1800.00 - 1800.00	1800.00 - 1800.00	1900.00 - 1900.00	1800.00 - 1900.00
Talapath	2000.00 - 2400.00	2400.00 - 2400.00	2600.00 - 2600.00	2600.00 - 2800.00	2900.00 - 2900.00	2800.00 - 2800.00	2400.00 - 2400.00	2800.00 - 2800.00	2000.00 - 2600.00
<i>Eggs (Rs/Egg)</i>									
Brown	46.00 - 46.00	50.00 - 50.00	50.00 - 50.00	47.00 - 47.00	48.00 - 48.00	48.00 - 48.00	50.00 - 50.00	50.00 - 50.00	50.00 - 50.00
White	44.00 - 44.00	47.00 - 48.00	48.00 - 48.00	46.00 - 46.00	47.00 - 47.00	47.00 - 47.00	48.00 - 48.00	48.00 - 48.00	48.00 - 48.00
<i>Dried Fish</i>									
Sprats	1400.00 - 1400.00	1800.00 - 1800.00	1800.00 - 1800.00	1400.00 - 1400.00	2000.00 - 2200.00	1400.00 - 1400.00	-	1400.00 - 1400.00	2000.00 - 2200.00
Kattawa	2000.00 - 2200.00	1800.00 - 2000.00	1900.00 - 2000.00	2400.00 - 2600.00	1800.00 - 2000.00	1800.00 - 2000.00	2000.00 - 2000.00	2100.00 - 2400.00	2400.00 - 2600.00
Thora	-	-	-	-	-	-	-	-	-
Mora	2200.00 - 2200.00	2200.00 - 2400.00	2200.00 - 2500.00	2400.00 - 2600.00	2600.00 - 2600.00	2200.00 - 2200.00	-	-	2200.00 - 2600.00
Balaya	1300.00 - 1400.00	1200.00 - 1800.00	1600.00 - 1800.00	1600.00 - 1800.00	1800.00 - 1800.00	1300.00 - 1450.00	1400.00 - 1400.00	1300.00 - 1300.00	2000.00 - 2000.00
Anguluwa	1800.00 - 2000.00	2600.00 - 2600.00	2500.00 - 2500.00	2400.00 - 2600.00	-	2000.00 - 2000.00	2200.00 - 2200.00	2200.00 - 2400.00	2400.00 - 2600.00
Salaya	700.00 - 800.00	900.00 - 900.00	800.00 - 800.00	860.00 - 900.00	1100.00 - 1100.00	700.00 - 700.00	1200.00 - 1200.00	800.00 - 800.00	1000.00 - 1200.00
<i>Meat</i>									
Beef (without Bones)	-	2200.00 - 2200.00	2000.00 - 2000.00	2400.00 - 2400.00	2400.00 - 2400.00	-	2200.00 - 2200.00	-	-
Chicken (Broiler)	-	1150.00 - 1150.00	1180.00 - 1180.00	1200.00 - 1200.00	1400.00 - 1400.00	1100.00 - 1100.00	1150.00 - 1150.00	1150.00 - 1150.00	1200.00 - 1200.00
Chicken (Curry)	-	1150.00 - 1150.00	1180.00 - 1180.00	1400.00 - 1400.00	1450.00 - 1450.00	1100.00 - 1100.00	1150.00 - 1150.00	1150.00 - 1500.00	1400.00 - 1600.00
Mutton	-	3200.00 - 3200.00	3000.00 - 3000.00	3600.00 - 3600.00	3200.00 - 3200.00	3000.00 - 3000.00	3100.00 - 3100.00	3200.00 - 3200.00	3100.00 - 3200.00
Pork	-	1400.00 - 1400.00	1500.00 - 1500.00	1600.00 - 1600.00	-	-	-	1500.00 - 1500.00	1400.00 - 1600.00

Annex 05 : Food Composition of Selected Food Commodities

Commodity	Energy (kcal/100g)	Protein (g/100g)	Total fat (g/100g)	Retinol Eq (µ g/100g)	Vit B2 (mg/100g)	Vit B6 (mg/100g)	Folate (µg/100g)	Vit C (mg/100g)	Calcium (mg/100g)	Magnesium (mg/100g)	Iron (mg/100g)	Zinc (mg/100g)
Rice												
Rice - (white Kekulu - normal)	361	9.88	1.52	-	0.03	0.09	10.67	-	6.94	26.29	1.22	1.5
Rice - (white Kekulu Samba)	355	8.81	1.53	-	0.03	0.09	8.11	-	9.82	30.48	0.92	1.7
Rice - (Red Kekulu - normal)	366	8.64	2.12	-	0.05	0.1	8.39	-	4.73	31.7	0.88	1.84
Rice -Samba	369	6.86	2.45	-	0.05	0.13	12.79	-	8.71	37.26	1.18	1.49
Rice - Nadu White	366	7.76	1.48	-	0.03	0.12	9.35	-	4.57	20.1	0.64	1.61
Dried chilies	233	12.68	6.41	437	0.84	0.42	46.83	NA	107	231	5.39	1.65
Onion												
Big onions	48	1.67	0.24	0.16	0.01	0.1	32.99	7.58	14.82	16.94	0.45	0.25
Red onions	55	2.13	0.15	0.18	0.02	0.13	30.15	14.26	20.37	19.32	0.31	0.28
Potatoes	71	1.67	0.25		0.01	0.09	14.31	20.5	9.83	23.84	0.46	0.29
Pulses												
Green gram	290	21.97	0.93	19.5	0.28	0.33	135	NA	98.96	146	4.15	2.86
White cowpea	320	21.25	1.14	1.36	0.09	0.26	249	NA	84.1	213	5.04	3.57
Red cowpea	320	20.24	1.08	0.96	0.11	0.27	273	NA	81.83	194	4.95	3.4
Red Dhal	319	23.09	0.77	1.06	1.6	0.22	55	NA	41.27	66.63	7.45	3.34
Vegetables												
Beans	46	3.95	0.15	6.64	0.1	0.3	45.2	7.02	35.68	45.56	0.7	0.59
Carrot	30	0.85	0.45	1240	0.03	0.1	24.71	5.93	27.65	11.7	0.59	0.25
Leeks	30	1.74	0.49	18.56	0.02	0.19	42.63	4.65	29.28	11.77	1.49	0.43
Beetroot	31	2.12	0.15	1.52	0.01	0.09	108	4.51	20.29	34.88	0.77	0.29
Knolkhol	16	1.69	0.34		0.05	0.19	12.7	77.64	40.09	19.35	0.23	0.18
Radish	29	0.75	0.11		0.02	0.09	18.09	12.13	35.64	13.56	0.38	0.16
Cabbage	21	1.35	0.14	3.35	0.05	0.14	52.66	29.62	56.85	18.47	0.33	0.16

Tomatoes	20	0.88	0.56	165	0.03	0.09	20.16	25.58	9.69	14.93	0.31	0.12
Ladies fingers	26	2.06	0.19	12.41	0.08	0.28	70.62	24.48	92.26	55.23	0.96	0.44
Brinjal (Pandora Striped)	29	1.49	0.31	23	0.12	0.09	30.99	1.49	18.95	18	0.32	0.19
Brinjal (Chinese eggplant)	24	1.28	0.33	16.83	0.12	0.11	32.94	3.37	14.4	21.18	0.28	0.16
Capsicum	23	1.22	0.34	38.96	0.03	0.29	28.65	49.63	12.65	11.21	0.21	0.31
Pumpkin (Common)	31	0.86	0.3	30.41	0.02	0.09	17.72	8.73	18.75	9.93	0.49	0.25
Cucumber	19	0.98	0.24	0.58	0.01	0.08	19.66	4.08	22.1	18.22	0.67	0.21
Bitter gourd	19	1.47	0.23	55.08	0.05	0.06	53.1	46.89	25.19	35.81	1.75	0.26
Snake gourd (Dark green)	11	0.82	0.25	10.41	0.03	0.12	18.09	3.54	26.83	25.84	0.41	0.11
Snake gourd (Pale green)	11	0.89	0.25	5.14	0.03	0.07	16.52	2.85	27.11	21.77	0.47	0.2
Drumstick	30	2.48	0.12	3.13	0.06	0.12	60.48	92.33	22.27	28.51	0.5	0.26
Watakolu	12	0.86	0.15	59.33	0.01	0.07	25.48	6.41	14.67	14.01	4.42	0.45
Long beans	24	3.36	0.3	-	0.06	0.11	99.98	8.93	44.22	33.17	1.01	0.08
Ash Plantain	76	2.84	0.56	0.06	0.02	0.07	6.82	4.49	5.19	22.55	0.39	0.21
Green chillies	39	2.28	0.76	38.16	0.08	0.25	21.29	98.61	20.25	36.91	1.25	0.29
Limes	26	0.66	0.26	0.36	0.01	0.05	12.1	38.05	26	15.25	0.12	0.05
Kekiri	17	1.01	0.25	0.76	0.01	0.07	17.34	8.07	25.72	26.2	0.63	0.22
Ash pumpkin (Ash guord)	18	0.8	0.15		0.01	0.15	14.17	9.14	19.27	23.62	0.48	0.13
Cho-Cho	19	0.58	0.12	0.3	0.04	0.07	63.81	23.76	20.55	13.02	0.49	0.12
Thalana batu (Little prince)	21	1.28	0.39	24.33	0.12	0.09	38.63	2.4	12.38	19.62	0.31	0.22
Thalana batu (Thai eggplant)	21	1.45	0.26	18.33	0.11	0.09	31.18	2.71	17.24	37.22	0.37	0.24
Thibbatu	61	1.66	1.96	15.89	0.03	1.02	72.39	10.8	105	57.46	1.06	0.59
Kohila yams	27	0.64	0.16	1.72	0.01	0.14	4.64	1.67	52.33	33.95	0.61	1.62
Kehel muwa	19	1.36	0.63	4.27	0.02	0.12	40.51	8.16	35.09	31.43	0.38	0.39
Ambaralla	37	0.73	0.44	3.36	0.01	0.1	44.49	35.51	20.7	9.28	0.7	0.12
Mango	50	0.75	0.09	14.5	0.02	0.14	34.89	91.63	28.56	17.74	0.5	0.09
Mushroom	27	2.54	0.42	-	0.15	0.13	7.81	11.56	0.9	14.42	1.32	0.79
Dambala	21	1.84	0.2	38.74	0.08	0.4	33.69	19.82	68.24	31.38	1.2	0.44
Coconuts nuts	390	3.67	39.92	-	0.05	0.11	14.86	-				

Root Crop

Sweet potato	108	1.27	0.33	NA	0.04	0.09	14.44	22.2	28.93	21.05	0.51	0.14
Manioc	78	0.92	0.19	NA	0.07	0.2	0.1	1.95	25.31	19.08	19.78	23.73
Nelum ala/Lotus root	79	1.94	0.93	NA	0.05	0.19	26.49	26.63	37.71	26.58	3.34	0.35
Kiriala	87	3.96	0.15	1.19	0.03	0.16	20.17	2.71	30.79	41.52	0.6	0.42
Iniala	103	3.2	0.3	33.14	0.01	0.22	22.19	13.03	40.99	28.98	1.31	0.29

Leafy Vegetables

Mukunuwanna	28	3.15	0.55	92.25	0.09	0.27	96.14	3.24	135	45.38	1.7	1.03
Gotukola	15	0.64	0.47	226	0.07	0.23	70.11	6.74	96.31	41.42	1.25	0.66
Kankun	15	0.47	0.37	1614	0.08	0.4	33.69	19.82	49.21	18.35	1.32	0.44
Kathurumurunga	70	8.01	1.35	2097	0.33	0.22	120	121	901	96.64	4.36	0.53
Nivithi	22	2.2	0.47	959	0.06	0.11	74.05	10.26	163	61.37	1.49	0.67
Thampala	32	3.55	0.72	1474	0.21	0.22	74.27	82	258	209	3.5	1.4
Sarana	20	2.42	0.21	1149	0.03	0.13	58.54	9.89	59.57	42.93	0.13	0.75
Kohila leaves	33	4.1	0.83	300	0.02	0.17	56.76	5.56	19.5	20.32	0.25	0.3
Onion leaves	27	2.01	0.26	NA	0.04	0.18	56.8	23.38	35.21	74.95	3.15	0.77
Cabbage leaves	30	3.63	0.27	8.66	0.05	0.24	63.46	40.76	170	18.47	2.67	0.35
Salad leaves	19	1.05	0.24	NA	0.1	0.06	37.48	11.64	58.23	36.89	2.07	0.27
Cauliflower	23	2.09	0.48	0.14	0.06	0.11	46.67	50.17	22.44	18.52	0.76	0.27
Jackfruit pods	25	2.14	0.34	NA	0.03	0.04	30.7	24.77	37.32	26.08	0.3	0.17
Jackfruit seeds	77	5.66	0.44	NA	0.02	0.08	58.91	15.24	40.87	50.14	0.52	0.42

Meat

Chicken	176	23.14	9.24	6.88	0.07	0.49	10.09	-	15.06	20.18	0.75	0.64
Beef	160	23.3	7.45	2.15	0.08	0.32	1.93	-	4.8	28.54	2.41	3.31
Mutton	138	20.37	6.23	2.7	0.13	0.28	1.73	-	7.58	19.5	1.62	5.05
Pork	161	18.83	9.5	1.9	0.09	0.28	8.15	-	6.58	8.9	0.79	0.8

Fish

Balaya	96	21.28	1.12	21.01	0.15	0.12	7.89		6.45	26.02	0.68	0.46
Seer	136	22.28	5.18	81.9	0.07	0.16	15.45		9.85	36.73	0.41	0.74

Shark	95	21.6	0.83	1.11	0.04	0.11	8.57	8.44	32.58	0.41	0.74
Paraw	87	20.02	0.7	1.49	0.02	0.16	6.77	8.17	31.68	0.67	0.41
Thalapath	91	16.04	2.88	12.03	0.1	0.13	78.22	7.64	24.89	0.71	0.67
Kelawalla	109	21.47	2.55	15.95	0.17	0.73	77.39	13.35	33.82	0.68	0.64
Haedaella	87	19.88	0.78	12.18	0.04	0.06	11.7	36.6	53	0.54	0.65
Hurulla	88	17.08	2.18	10.02	0.14	1.66	61.66	103	35.45	1.24	1.05
Karalla / Katuwalla	97	21.8	1.06	1.25	0.02	0.1	14.38	37.06	39.05	0.24	0.42
Kumbala / Angila	101	21.51	1.53	16.34	0.1	0.1	7.13	31.27	37.46	1.46	0.67
Salaya / Sudaya	100	19.5	2.39	15.41	0.18	1.39	60.87	435	42.83	1.4	2.3
Theppli / Telapiya /Korali	83	18.48	1.08	17.14	0.18	0.18	8.29	99.39	24.96	2.84	0.88
Prawns	65	14.85	0.56	1.24	0.03	0.1	15.37	37.81	30.5	0.73	1.1
Crabs	45	10	0.55	8.33	0.14	0.18	13.83	37.81	45.93	0.73	1.1
Cuttle fish	76	16.82	0.93	1.93	0.02	0.04	6.22	8.73	35.46	0.62	1.3
Linna	112	20.3	3.37	15.78	0.23	0.68	59.78				
Coppara	97	22.89	0.56	21.51	0.04	0.12	8.08	7.2	30.08	1.2	0.58
Ray (Maduwa)	97	23.98	0.68	7.55	0.02	0.21	25.59	9.16	24.61	0.74	0.44

Dried Fish

Dried sprats	259	51.16	5.92	12.83	0.25	0.62	438	1178	162	3.06	4.2
Dried keeramin	311	49.6	12.42	12.92	0.13	2.41	144	555	166	2.58	3.19
Dried thalapath	289	54.68	8.04	9.38	0.04	0.43	97.8	62.75	110	1.96	1.45
Dried katta	275	50.04	8.31	2.48	0.03	0.35	80.4	86.55	92.17	1.47	1.16
Dried balaya	282	63.79	3.37	14.32	0.12	1.98	213	83.48	83.45	3.6	1.44
Dried shark / keelan	267	55.03	5.25	10.31	0.04	0.32	187	42.24	92.94	1.48	0.66

Eggs

Hen eggs (Country)	170	13.14	13	208	0.08	0.18	54.6	50.14	11.04	1.64	1.12
Hen eggs (Table)	135	13.55	9.03	200	0.19	0.19	49.46	63.3	12	2.39	1.73
Quail eggs	153	12.39	11.46	153	0.11	0.17	54.86	60.67	11.21	2.55	1.51

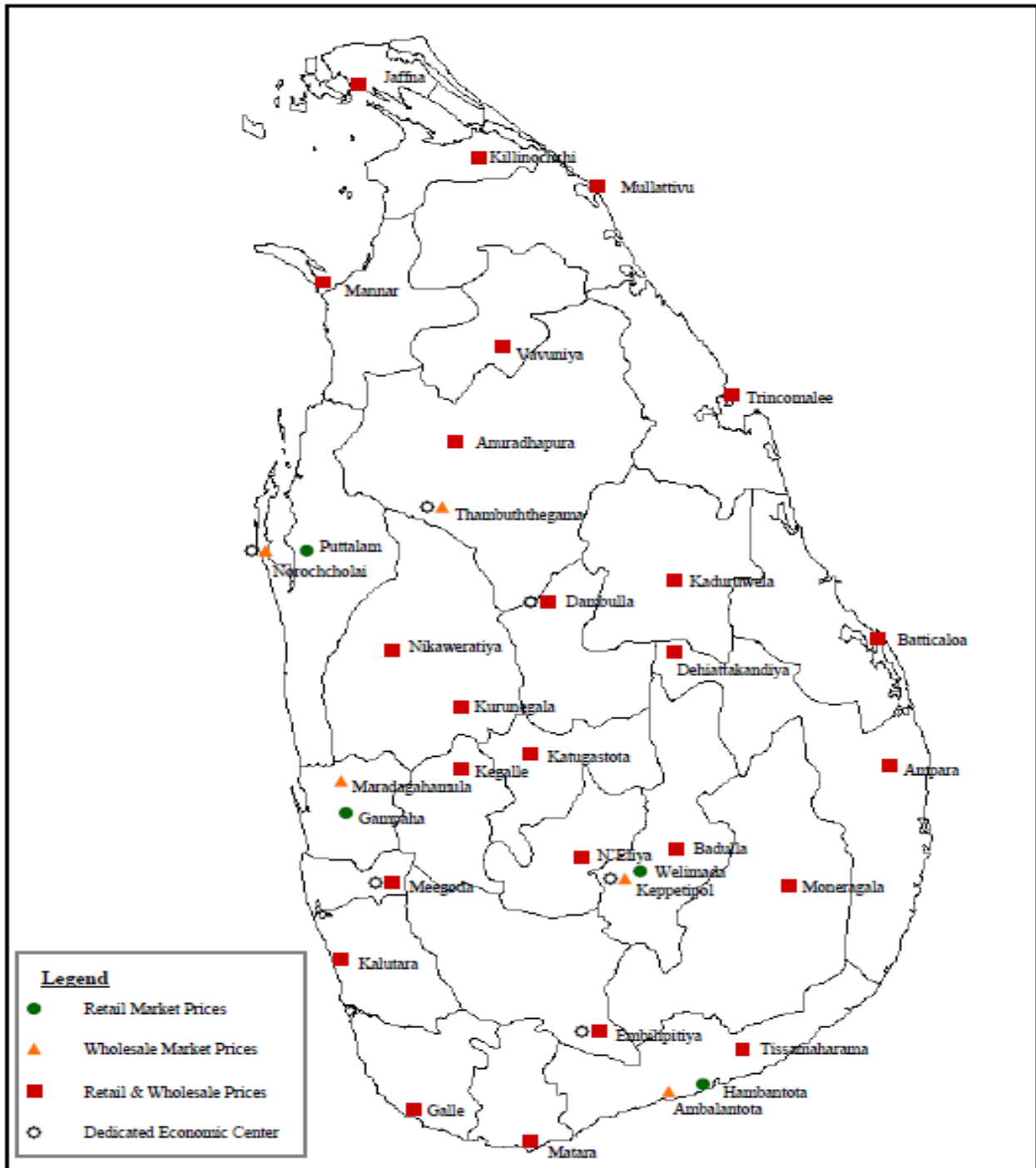
Fruits

Banana Embul	109	1.11	1.09	9.68	0.05	0.64	32.98	13.61	9.39	25.67	0.51	0.23
Anamaalu	102	1.04	0.72	16.4	0.04	0.65	21.07	3.66	8.06	27.02	0.51	0.23

Koli kuttu	107	1.38	0.34	8.8	0.03	0.47	18.12	7.71	8.56	38	0.32	0.14
Pineapple	37	0.41	0.17	5.76	0.04	0.12	17.86	39.36	10.37	10.71	0.3	0.09
Papaya	26	0.42	0.16	171	0.11	0.04	54.85	48.62	16.77	8.9	0.23	0.08
Mangoes (Karthakolomban)	79	0.8	0.92	259	0.01	0.1	35.52	17.74	3.12	6.72	0.1	0.08
Mangoes (Vilad)	44	0.76	0.58	146	0.05	0.26	67.6	29.97	16.93	14.79	0.65	0.19
Apple	62	0.29	0.64	0.36	0.02	0.08	3.43	2.9	3.12	6.72	0.1	0.08
Avacado	144	2.95	13.86	2	0.08	0.18	67.17	9.36	28.48	48.14	0.81	0.75
Wood apple	78	3.09	3.62	0.46	0.01	0.14	6.07	13.58	59.15	25.16	0.45	0.32
Orange	46	1.07	0.37	23.44	0.01	0.28	14.46	20.19	31.18	20.36	0.81	0.35
Guava	39	1.53	0.38	19.67	0.01	0.11	25.24	30.88	6.59	12.02	0.53	0.33
Grapes	49	0.95	10.69	3.22	0.04	0.1	7.07	20.51	7.27	6.86	0.28	0.07
Melon	19	0.65	0.16	130	0.02	0.11	6	8.24	4.05	9.76	0.15	0.1

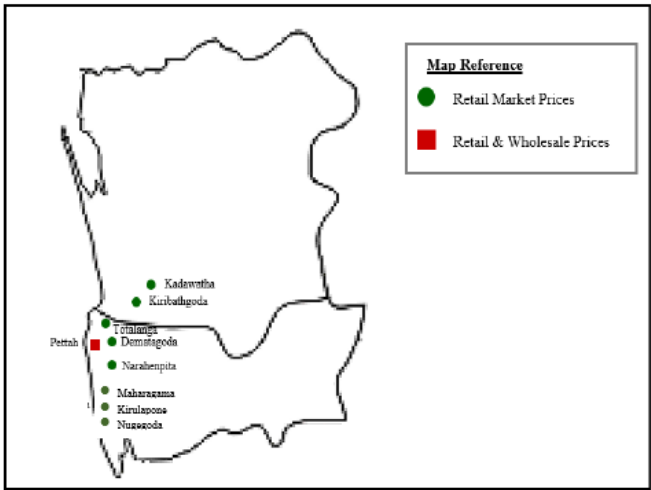
Source: Sri Lanka Food Composition Tables, Ministry of Health - 2021.

Price Collecting Areas



Legend

- Retail Market Prices
- ▲ Wholesale Market Prices
- Retail & Wholesale Prices
- Dedicated Economic Center





HARTI



Ministry of Agriculture

**Food Systems and Market Research Division & Data Management Division
Hector Kobbekaduwa Agrarian Research and Training Institute**

No. 114, Wijerama Mawatha, Colombo 07.

Phone: 011-2696981 Fax: 011-2682283

E-mail: mfpaharti@yahoo.com

Web: www.harti.gov.lk

www.mobitel.lk

දෛනික චිළචිඵ තොග මිල, ජංගම දුරකථනයෙන්

හෙක්ටර් කොච්චෑකඩුව ගොවි කටයුතු පර්යේෂණ හා පුහුණුධර්මේ ආයතනය අනුමුතයෙන්

මොබිටෙල් ජංගම මිල දර්ශනය

ජාතික ජංගම දුරකථන ජාලයෙන්

6666 අමතන්න.

මොබිටෙල් අද මිල - අඟ ඒඟ

මොබිටෙල් ජංගම දුරකථන ජාලයෙන් චිළචිඵ තොග මිල දර්ශනය.

විකාචයකට රු.2/-

විකාචයකට රු.2/-