

RETAIL MARKET AT A GLANCE

Summary

Rice



Prices of samba I, raw red and raw white have increased slightly, by Rs.1.00/kg. Average farm gate prices of two paddy varieties; *keeri* samba and long grain white have increased by less than Rs.5.00/kg in most of the major producing areas.

(Page No.01-02)

Other Field Crops



Price of vedalan red onion has decreased by Rs.52.00/kg, compared to last week. Meanwhile, price of imported big onion has increased by Rs.5.00/kg. Further, prices of both Welimada and Nuwara Eliya and potatoes have increased by Rs.17.00/kg and Rs.45.00/kg respectively.

(Page No.02-04)

Vegetables



Retail prices of most of the vegetables have increased due to low supply. Of the up-country varieties, the highest price increase was reported for beans as Rs.108.00/kg, followed by knolkhol as Rs.64.00/kg and beetroot as Rs.56.00/kg, in Colombo and suburb markets.

(Page No.04-05)

Coconut



Prices of both large and small nuts have increased by Rs.1.00/nut and the price ranges were; Rs.100.00 -120.00/nut for a large nuts and Rs.90.00-100.00/nut for a small nuts.

(Page No.05)

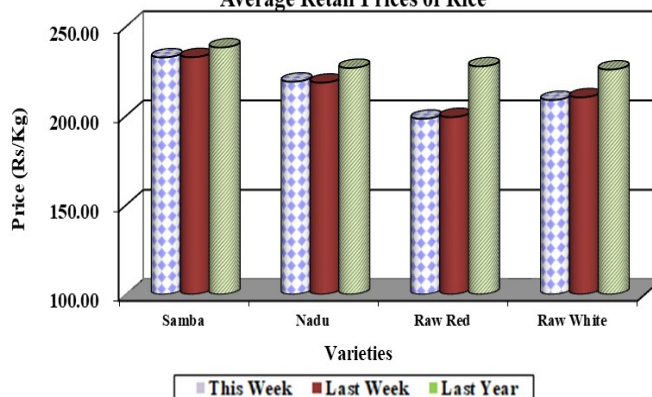
Eggs



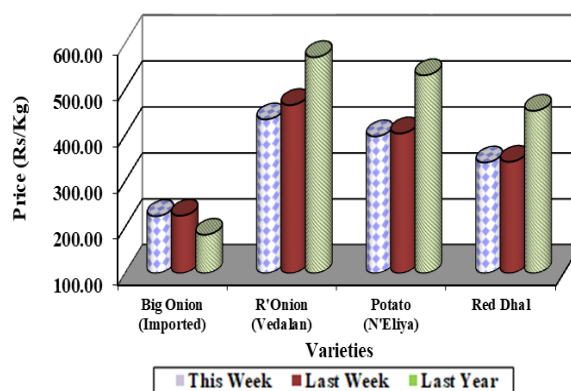
In line with decreased wholesale prices, retail prices of both brown and white eggs have decreased by Rs.1.00/egg. Price range was Rs. 40.00-41.00/egg for white eggs and Rs. 42.00-44.00/egg for brown eggs.

(Page No.08-09)

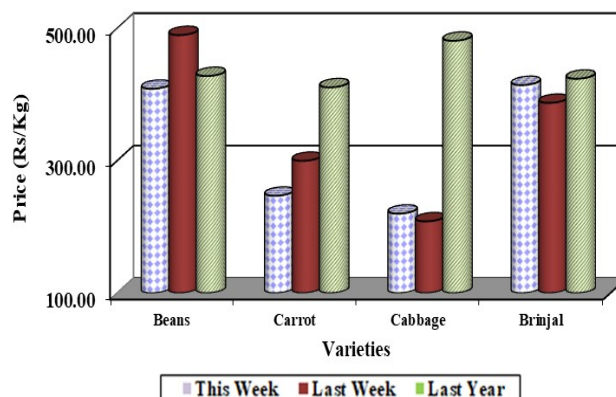
Average Retail Prices of Rice



Average Retail Prices of Other Field Crops



Average Retail Prices of Vegetables



Rice

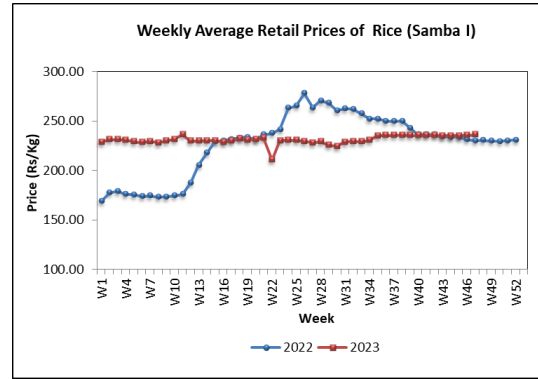
Wholesale

Price of grade I nadu and raw red have increased by 1% and the price ranged Rs.210.00-215.00/kg and Rs.180.00-190.00/kg. Prices of all other local rice varieties have not changed significantly and price ranges of both grade I and II samba were Rs.228.00-230.00/kg and Rs.225.00-226.00/kg. Average price of keeri samba, grade II nadu and raw white were Rs.307.50 for keeri samba, Rs.205.11 for grade II nadu and Rs.206.67 for raw white.

Compared to the same period of last year, price of both nadu grade I and II have increased by 2% and price of both grade I and II samba and raw white have increased in the range of 5%-8%. Price of keeri samba has increased by 32% while price of raw red has decreased by 9%.

Retail

Prices of samba I, raw red and raw white have increased by Rs.1.00/kg and prices ranged between Rs.230.00-240.00/kg, Rs.190.00-210.00/kg and Rs.210.00-220.00/kg respectively. The prices of samba II, nadu I and II have not changed significantly.



Compared to the same period of last year, prices of samba I and II and nadu II have increased in the range of 1%-3% and nadu I, raw red and raw white have decreased in the range of 2%-10%.

Paddy

Average farm gate price of short grain paddy has decreased by Rs.4.00/kg in Ampara area while the price has increased by less than Rs.2.00/kg in Anuradhapura, Kalawewa and Nikaweratiya areas. Prices have not changed significantly in Polonnaruwa and Kurunegala. Price ranged between Rs.120.00-130.00/kg in all main producing areas. Further, the average price of keeri samba has increased by Rs.1.00/kg in Anuradhapura while the price has decreased by Rs.1.00/kg in Kurunegala and the price has not changed significantly in other producing areas. Prices of keeri samba ranged between Rs.145.00-157.00/kg in all major producing areas. However, the average price of long grain white paddy

has increased by less than Rs.2.00/kg in all the major producing areas except in Polonnaruwa and the price ranged Rs.112.00-120.00/kg in all major producing areas.

The average price of long grain red paddy has decreased by Rs.2.00/kg in Matara while the price has increased by Rs.1.00/kg in Hambantota area and the price has not changed in Embilipitiya area. The price range for long grain red paddy was Rs.105.00-112.00/kg in all major producing areas.

Compared to the same period of last year, the average farm gate prices of short gain, keeri samba and long grain white have increased by 10%-55% in all producing areas while the average farm gate price of long grain red paddy has decreased by 5%-9% in all major producing areas.

Dried Chilies

Wholesale

Price of imported dried chilies has increased by 1% and the price ranged Rs.1000.00-1100.00/kg.

Compared to the same period of last year, price of imported dried chilies has decreased by 33%.

Retail

Prices of imported dried chilies have increased by Rs.26.00/kg and the price ranged Rs.1100.00-1500.00/kg.

Compared to the same period of last year, prices of imported dried chilies have decreased by 26%.

Onion

Wholesale

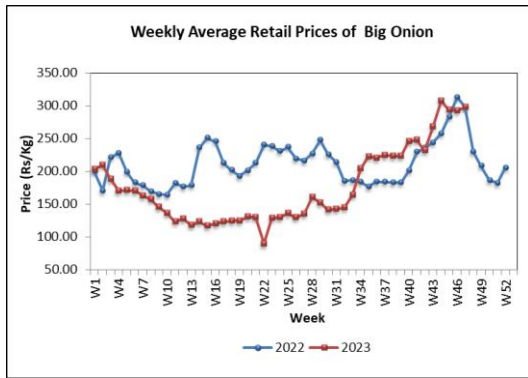
Price of vedalan red onion has decreased by 6% due to availability of sufficient stocks and the price ranged Rs.350.00-380.00/kg. Price of imported red onion and imported big onion have increased by 3% due to availability of high quality stocks and the price ranged Rs.440.00-450.00/kg and Rs.140.00-260.00/kg respectively,

Compared to the same period of last year, price of vedalan red onion, imported red onion and imported big onion have decreased by 36% ,17% and 2% respectively.

Retail

The prices of vedalan red onion has decreased by Rs.52.00/kg and price ranged Rs.400.00-650.00/kg. The prices of imported big onion have increased by Rs.5.00/kg and price ranged Rs.260.00-320.00/kg.

Weekly Food Commodities Bulletin



Compared to the same period of last year, prices of vedalan red onion has decreased by 17%.

Potato

Wholesale

Price of Welimada and Nuwara Eliya varieties have increased by 7% and 12% due to availability of insufficient stocks and the price ranged Rs.250.00-280.00/kg and Rs.290.00-300.00/kg respectively. Price of imported potato has decreased by 4% and price ranged Rs.160.00-260.00/kg.

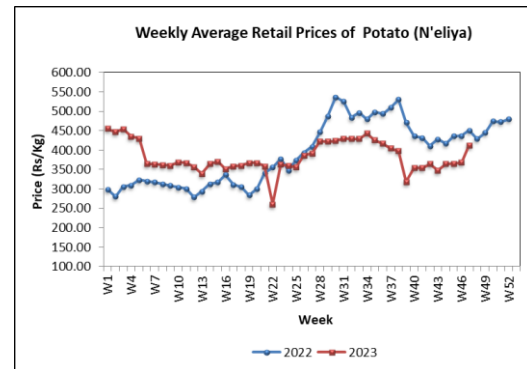
Compared to the same period of last year, prices of Welimada, Nuwara Eliya and imported potato have decreased in the range of 1%-21% respectively.

Retail

The prices of Welimada and Nuwara Eliya potatoes have increased by Rs.17.00/kg and Rs.45.00/kg respectively and prices ranged Rs.300.00-380.00/kg and Rs.400.00-440.00/kg respectively. The

prices of imported potatoes have decreased by Rs.1.00/kg and price ranged Rs.195.00-260.00/kg.

Compared to the same period of last year, all the potato varieties decreased in the range of 5%-11%.



Pulses

Wholesale

Price of green gram has increased by 1% and price ranged Rs.700.00-750.00/kg. Price of red dhal has decreased by 1% and price ranged Rs.285.00-300.00/kg. Price of other pulses has not changed significantly and the average prices of white cowpea and red cowpea were Rs.952.00 and Rs.980.00 respectively.

Compared to the same period of last year, price of white cowpea has increased by 2% while green gram, red cowpea and red dhal have decreased in the range of 9%-25%.

Retail

The prices of green gram, cowpea white and cowpea red have increased by Rs.14.00/kg, Rs.4.00/kg and Rs.10.00/kg respectively and price range Rs.1000.00-1200.00/kg, Rs.1000.00-1200.00/kg and Rs.1000.00-1300.00/kg respectively. The prices of red dhal have decreased by Rs.1.00/kg and the price ranged Rs.320.00-380.00/kg.

Compared to the same period of last year, price of green gram and red dhal have decreased in the range of 7%-12% and cowpea red have increased by 2%.

Vegetable

Wholesale

Prices of most of the vegetables have further increased due to low supply during the off-season.

Considering up-country vegetables, the highest price increase was reported for beetroot as 33% due to decreased supply from Puttalam area followed by raddish and beans as 26% and 23% respectively due to decreased supply from Kandy areas. However, prices of leeks and carrot have decreased by 24% and 22% respectively due to increased supply from Nuwara Eliya area with the effect of rainy weather condition.

Price of tomato has increased by 3% and price of capsicum has decreased by 4% due to slight changes of the market demand.

Considering low-country vegetables the highest price increase was reported for cucumber as 45% due to decreased supply from Puttalam area, followed by drumsticks as 28% due to decreased supply from all major producing areas. However, price of brinjal has decreased by 23% due to increased supply of low country areas followed by snake gourd as 8% due to increased supply from Kandy areas.

Further, prices of all the other varieties have increased or decreased with slight changes of market demand.

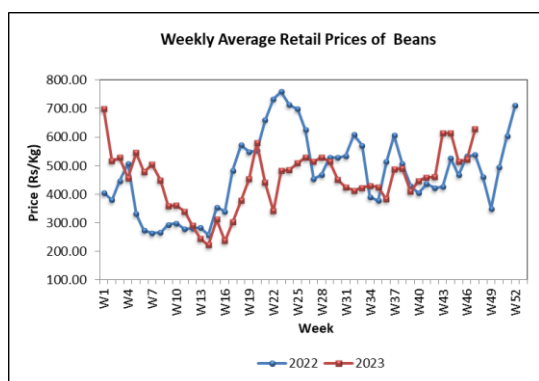
Price of green chilies has increased by 4% and price of lime has decreased by 13% due to decreased market demand with the prevailing higher price.

Compared to the same period of last year, prices of most of the vegetable have increased and the highest was reported for cucumber as 145%.

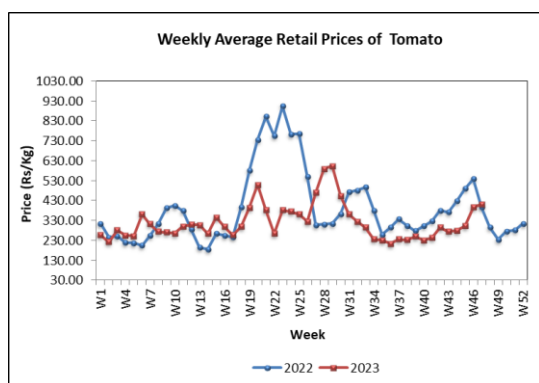
Retail

In line with the increased wholesale prices retail prices of most vegetable varieties also increased. Considering up country

varieties, the highest price increase was reported for bean as Rs.108.00/kg followed by knolkhol as Rs.64.00/kg. Prices of beetroot and raddish have increased by Rs.56.00/kg and Rs.33.00/kg respectively. However, prices of carrot and leeks have decreased by Rs.47.00/kg and Rs.6.00/kg respectively.



Prices of tomato and capsicum have increased by Rs.16.00/kg and Rs.23.00/kg respectively.



Considering low country varieties the highest price increase was reported for drumsticks as Rs.86.00/kg followed by luffa as Rs.53.00/kg. Prices of ash plantain, cucumber and ladies fingers have increased by Rs.53.00/kg, Rs.42.00/kg and Rs.40.00/kg respectively. Prices of long

beans, snake gourd and bitter gourd have increased by Rs.36.00/kg, Rs.28.00/kg and Rs.21.00/kg respectively.

Further, prices of green chilies have increased by Rs.28.00/kg and the price of lime has decreased by Rs.170.00/kg.

Compared to the same period of last year, prices of most of varieties have increased and the highest price increase was reported for lime as 332%.

Coconut

Wholesale

Prices of large and small nuts have increased by 3% and 4% respectively. Price ranges were Rs.95.00-110.00 for a large nut and Rs.85.00-95.00 for a small nut.

Compared to the same period of last year, prices of large and small nut have increased by 18% and 16% respectively.

Retail

Prices of both large and small nuts have increased by around Rs.1.00/nut. Price ranges were Rs.100.00-120.00 for a large nut and Rs.90.00-100.00 for small nut.

Compared to the same period of last year, prices of large and small nuts have increased 13% and 8% respectively.

Fruits

Wholesale

Prices of most of fruit varieties have decreased due to low demand and availability of stocks. The highest price decrease was reported as 25% for passion fruit with low demand and increased supply. Prices of all mango varieties have decreased in the range of 1%-21% with availability of stocks with harvesting seasons. Prices of king coconut and papaw have decreased by 12% and 7% respectively with availability of sufficient stocks. Further, prices of imported grapes and all sizes of pineapple have decreased slightly by 1% with availability of stocks.

However, prices of all banana varieties have increased in the range of 5%-7% due to limited supply. In addition, price of wood apple and avocado have increased by 5% and 1% respectively due to availability of limited stocks during end of the harvesting season. Further, orange and slime apple have not available due to low harvest.

Compared to the same period of last year, prices of most of the fruit varieties have increased with the highest price increase of 62% for reported for banana anamalu.

Retail

Prices of most of fruit varieties have decreased in line with decreased wholesale prices. The highest price decrease of Rs.17.00/kg was reported for imported grapes due to availability of sufficient stocks in the market. Further, prices of passion fruit and papaw have decreased by Rs.12.00/fruit and Rs.11.00/fruit respectively. Moreover, the prices of small, medium and large sized pineapple have decreased in the range of Rs.2.00-7.00/fruit due to low demand in the market.

Meanwhile, the highest price increase of Rs.31.00/fruit was reported for orange due to unavailability of sufficient stocks in the market. Further, the price of ambul, kolikuttu and seeni banana have increased in the range of Rs.7.00-18.00/kg due to high demand in the market. Moreover, the prices of avocado and slime apple have increased by Rs.8.00/fruit and Rs.6.00/fruit respectively.

Compared to the same period of last year, prices of most of the fruit varieties have increased and the highest price increase was reported for ambun banana as 62%.

Fresh Fish

Wholesale

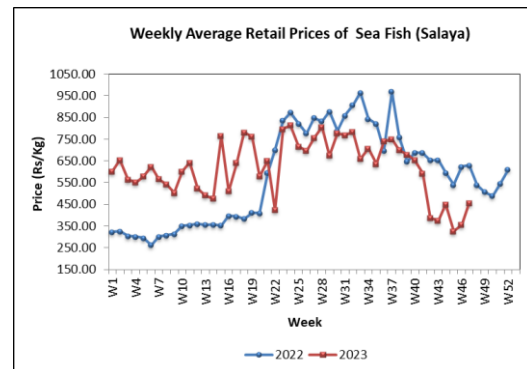
Wholesale prices of most of the fresh fish types have increased due to a decrease in wholesale supply compared to demand. The highest price increase of 13% was noted for paraw due to low supply from Valachchenai, Kalmunai and Trincomalee areas and the price ranged between Rs.1000.00-1300.00/kg. The price increase of 11% was noted for shrimps due to low supply from Jaffna, Mannar and Chilaw areas and the price ranged between Rs.1600.00-1900.00/kg. Likewise, price increase of 9% and 6% were noted for thora and mora due to low supply from Northern areas and their prices ranged between Rs.1350.00-2000.00/kg and Rs.950.00-1100.00/kg respectively. In addition, prices of balaya, salaya and thalpath have increased by 1%.

However, price decrease of 15% was noted for kelawalla due to high supply from Beruwala, Galle and Mirissa areas and the price ranged between Rs.1000.00-1250.00/kg. Likewise, a price decrease of 13% was noted for hurulla due to high supply from Kalpitiya and Mullaitivu areas and the price ranged between Rs.300.00-500.00/kg.

Compared to the same period of last year, current wholesale prices of most of the fresh fish types have decreased in the range of 8%-55% and the highest price decrease was noted for salaya.

Retail

In line with increased wholesale prices, retail prices of most types of fresh fish have also increased due to low supply. The highest price increase was reported for thora by Rs.182.00/kg followed by Rs.110.00/kg for thalpath. Prices of salaya and shrimps have increased by Rs.101.00/kg and Rs.58.00/kg respectively.



However, prices of hurulla, kelawalla and balaya have decreased by Rs.27.00/kg, Rs.18.00/kg and Rs.8.00/kg respectively.

Compared to the same period of last year, prices of all types of fresh fish except shrimps have decreased in the

range of 1%-29%. The highest price decrease was reported for hurulla.

Dried Fish

Wholesale

Due to decrease of local dried fish supply, prices of most of the local and imported dried fish types have increased. The highest price increase of 5% was noted for local salaya due to low supply from Chilaw, Puttalam and Negombo areas and the price ranged between Rs.250.00-340.00/kg. Likewise, a price increase of 2% was noted for imported sprats due to low supply from Iran and Thailand and the price ranged between Rs.800.00-950.00/kg. In addition, price of local balaya has increased by 1%.

However, a price decrease of 4% and 3% were noted for local maduwa and local mora due to high supply from Jaffna, Negombo and Mannar areas and their prices ranged between Rs.1200.00-1350.00/kg and Rs.1600.00-1800.00/kg respectively. In addition, price of local sprats has decreased by 1%.

Compared to the same period of last year, current wholesale prices of most of the dried fish types have decreased in the range of 5%-63% and the highest price decrease was reported for local salaya.

Retail

In line with increased wholesale prices, retail prices of most types of dried fish have also increased. The highest price increase of Rs.177.00/kg was reported for kattawa. Prices of anguluwa and balaya have increased by Rs.149.00/kg and Rs.102.00/kg. Furthermore, salaya and imported sprats increased by Rs.40.00/kg and Rs.11.00/kg respectively.

However, local sprats and mora have decreased by Rs.30.00/kg.

Compared to the same period of last year, prices of all types of dried fish except balaya have decreased in the range of 5%-26% and the highest price decrease was reported for salaya.

Eggs

Wholesale

Prices of brown and white eggs have decreased by 4% and 3% respectively and their prices ranged between Rs.40.00-43.00/egg and Rs.37.00-40.00/egg respectively.

Compared to the same period of last year, prices of both brown and white eggs have decreased by 18% and 22% respectively.

Retail

Prices of both brown and white eggs have decreased by Rs.1.00/egg due to increased supply. Price ranged Rs.40.00-41.00/egg for white eggs and Rs.42.00-44.00/egg for brown eggs.

Compared to the same period of last year, prices of both brown and white eggs have decreased by 16% and 19% respectively.

Meat

Retail

Prices of all types of meat except beef have increased due to insufficient stocks in the market. Price of skin-less curry chicken has increased by Rs.46.00/kg. Prices of skin-less broiler chicken and pork have increased by Rs.23.00/kg and Rs.13.00/kg respectively.

However, prices of mutton have not changed significantly.

Compared to the same period of last year, prices of most types of meat have increased in the range of 5%-13%.

EXPLANATORY NOTE

The Food Commodities Bulletin is a weekly publication containing information relating to wholesale and retail prices of

selected food commodities in nine selected markets in and around Colombo and main markets in the major producing areas.

The information is analyzed and presented as prevailing prices, price ranges, averages, and a comparison of weekly prices. The changes in prices reported are always with price prevailed during the previous week unless otherwise stated.

The frequency of collection of wholesale price information is twice a week (i.e. Tuesday and Friday) while with retail prices, it is thrice a week (i.e. Friday, Monday, and Tuesday).

Table 01: Selected Markets: Wholesale Price of Rice (Rs/50Kg Bag)

Week 47: 17 - 23 November 2023

LOCATIONS	Rice Varieties													
	Samba 1		Samba 2		Keeri Samba		Nadu 1		Nadu 2		Raw Red		Raw White	
Colombo	11400	11500	11250	11300	15000	15750	10500	10750	10250	10300	9000	9500	10000	10500
Divulapitiya	11500	12300	11200	11500	15200	15500	10500	10750	10100	10500	8750	9500	9700	10000
Kurunegala	11500	12000	10750	11250	15000	15000	10700	10750	10000	10300	9250	9250	9650	10000
Nikaweratiya	12500	12500	11100	11500	14750	15500	10700	10750	10150	10250	8750	9500	9600	10000
Badulla	-	-	11250	11400	-	-	10500	10750	-	-	9000	9500	9750	10100
Puttalam	11300	11350	11200	11250	-	-	10700	10900	10000	10250	10100	10250	9650	10000
Dambulla	11500	11500	11350	11400	-	-	10750	10800	10400	10500	9500	9750	10000	10150
Anuradhapura	11450	11500	-	-	15250	15500	10750	10850	10250	10350	9750	10250	9750	10250
Tambuttegama	-	-	11100	11350	-	-	-	-	10250	10400	10250	10300	10150	10250
Polonnaruwa	11250	11300	-	-	-	-	10700	10750	-	-	10200	10250	9700	9750
Kalutara	-	-	11250	11400	-	-	-	-	10300	10400	9250	9400	10000	10250
Ampara	11500	11500	-	-	-	-	10750	11000	-	-	9000	9250	9750	9750
Kandy	11500	11650	11000	11250	15250	15500	10500	10750	10200	10250	9250	9500	10000	10250
Moneragala	11450	11750	-	-	15000	15500	10900	11000	10250	10500	9000	9250	9650	9850
Kegalle	-	-	-	-	-	-	-	-	-	-	-	-	-	-
Dehiattakandiya	12000	12000	-	-	15000	15000	10500	10900	10250	10250	9250	10250	9900	10250
Hambantota	11250	11400	-	-	-	-	-	-	-	-	8400	8650	9750	10000
Matara	11300	11450	-	-	-	-	10500	10750	-	-	8800	9100	9600	9800
Galle	12750	12750	-	-	-	-	10750	10900	-	-	9000	9500	10000	10400
Meegoda	-	-	11100	11300	-	-	-	-	10000	10300	9000	9250	9750	10000
Tissamaharama	11500	11750	-	-	15250	15750	10750	11000	-	-	8000	8500	9500	10250
Embilipitiya	11500	11500	-	-	-	-	10500	10600	10000	10050	8350	8500	9650	9750
Jaffna	-	-	11200	11400	15250	15500	10500	10700	10000	10250	9000	9250	9500	9600
Vavuniya	11500	11750	-	-	15500	15700	-	-	10000	10250	8500	8800	10000	10250
Mannar	12300	12300	11250	11300	15250	15500	10400	10500	10000	10100	9000	9250	10000	10250
Killinochchi	11500	11750	-	-	15500	15750	10400	10500	10000	10250	8500	8750	10000	10250
Mullattivu	-	-	-	-	-	-	-	-	-	-	-	-	-	-
Batticaloa	11550	11550	11300	11400	15600	15850	10550	10700	10000	10250	8700	8800	10150	10200
Trincomalee	11500	11500	11250	11400	-	-	10500	10500	10000	10250	8750	9000	10000	10400
Galenbindunuwew	11450	11500	-	-	15000	15500	10750	10750	10250	10500	9750	10250	9750	10000
Matale	11500	11750	-	-	-	-	10600	10750	10000	10250	9500	9900	10000	10500

Table 02: Selected Markets: Retail Price of Rice (Rs/Kg)

Week 47: 17 - 23 November 2023

LOCATIONS	Rice Varieties													
	Samba 1		Samba 2		Keeri Samba		Nadu 1		Nadu 2		Raw Red		Raw White	
Colombo	230.00	240.00	230.00	230.00	-	-	220.00	230.00	220.00	220.00	190.00	210.00	210.00	220.00
Gampaha	240.00	240.00	230.00	230.00	310.00	320.00	220.00	220.00	220.00	220.00	200.00	210.00	210.00	220.00
Kurunegala	230.00	250.00	-	-	-	-	220.00	220.00	210.00	210.00	200.00	200.00	210.00	210.00
Nikaweratiya	250.00	250.00	230.00	230.00	320.00	320.00	220.00	220.00	210.00	215.00	200.00	210.00	195.00	210.00
Dambulla	235.00	240.00	230.00	230.00	305.00	315.00	218.00	220.00	212.00	215.00	200.00	205.00	205.00	210.00
Anuradhapura	230.00	235.00	-	-	310.00	320.00	220.00	220.00	210.00	210.00	200.00	210.00	200.00	210.00
Thambuththegama	240.00	240.00	225.00	230.00	-	-	220.00	220.00	215.00	220.00	-	-	210.00	215.00
Polonnaruwa	228.00	230.00	-	-	-	-	218.00	220.00	-	-	210.00	210.00	195.00	200.00
Kaluthara	-	-	230.00	235.00	-	-	-	-	215.00	220.00	200.00	205.00	210.00	215.00
Badulla	230.00	230.00	-	-	300.00	320.00	215.00	220.00	-	-	190.00	195.00	200.00	210.00
Keppetipola	236.00	240.00	226.00	230.00	315.00	320.00	218.00	220.00	208.00	210.00	185.00	188.00	195.00	200.00
Moneragala	230.00	240.00	-	-	300.00	320.00	220.00	225.00	210.00	215.00	185.00	190.00	195.00	200.00
Kegalle	235.00	240.00	-	-	-	-	220.00	220.00	215.00	215.00	200.00	210.00	200.00	210.00
Ampara	230.00	240.00	225.00	230.00	325.00	325.00	220.00	220.00	210.00	215.00	180.00	180.00	195.00	200.00
Dehiattakandiya	240.00	250.00	-	-	310.00	310.00	220.00	220.00	210.00	210.00	200.00	210.00	200.00	210.00
Nuwaraeliya	238.00	242.00	228.00	232.00	320.00	330.00	220.00	225.00	210.00	214.00	188.00	192.00	196.00	200.00
Kandy	240.00	240.00	227.00	230.00	315.00	320.00	220.00	220.00	205.00	210.00	195.00	200.00	205.00	210.00
Puttalam	230.00	230.00	225.00	230.00	-	-	220.00	220.00	205.00	212.00	205.00	210.00	200.00	205.00
Hambantota	230.00	230.00	-	-	-	-	-	-	-	-	175.00	180.00	200.00	205.00
Rathnapura	-	-	-	-	-	-	-	-	-	-	-	-	-	-
Matara	230.00	235.00	-	-	310.00	320.00	220.00	220.00	-	-	182.00	190.00	198.00	210.00
Galle	250.00	250.00	-	-	320.00	330.00	220.00	220.00	-	-	180.00	195.00	210.00	210.00
Tissamaharama	235.00	240.00	230.00	230.00	310.00	320.00	220.00	225.00	-	-	160.00	175.00	195.00	210.00
Meegoda (DEC)	-	-	230.00	235.00	-	-	-	-	210.00	215.00	188.00	195.00	200.00	210.00
Embilipitiya	230.00	250.00	-	-	300.00	320.00	215.00	220.00	205.00	210.00	175.00	185.00	198.00	210.00
Jaffna	-	-	230.00	235.00	320.00	330.00	215.00	220.00	208.00	210.00	185.00	195.00	205.00	215.00
Vavuniya	240.00	245.00	-	-	320.00	330.00	220.00	225.00	210.00	215.00	180.00	186.00	210.00	220.00
Mannar	-	-	230.00	230.00	320.00	330.00	215.00	230.00	205.00	210.00	190.00	200.00	210.00	220.00
Killinochchi	238.00	242.00	-	-	320.00	330.00	220.00	225.00	210.00	215.00	180.00	185.00	210.00	220.00
Mullaittivu	-	-	-	-	-	-	-	-	-	-	-	-	-	-
Batticaloa	235.00	240.00	-	-	320.00	325.00	218.00	220.00	209.00	210.00	180.00	185.00	210.00	215.00
Trincomalee	235.00	240.00	-	-	-	-	215.00	220.00	205.00	210.00	180.00	188.00	210.00	215.00
Hanguranketha	230.00	245.00	230.00	230.00	-	-	215.00	220.00	205.00	210.00	185.00	195.00	198.00	212.00
Veyangoda	238.00	240.00	225.00	230.00	300.00	310.00	220.00	220.00	210.00	215.00	190.00	210.00	200.00	210.00
Galenbindunuwewa	230.00	235.00	-	-	310.00	320.00	220.00	220.00	210.00	215.00	200.00	210.00	200.00	205.00
Bandarawela	-	-	223.00	225.00	310.00	320.00	-	-	210.00	215.00	190.00	195.00	205.00	210.00
Matale	230.00	240.00	-	-	310.00	320.00	215.00	220.00	207.00	210.00	200.00	205.00	198.00	205.00

Table 04: Selected Markets: Wholesale Price of Subsidiary Food (Rs/50Kg)

Week 47: 17 - 23 November 2023

LOCATION	Dried Chillies	Red Onion		Big Onion	Potato			Pulses		
	Imported	Imported	Local		Imported	Welimada	Nuwara Eliya	Green Gram	Cowpea	Red Dhal
Colombo	50000 - 55000	22000 - 22500	17500 - 19000	7000 - 13000	8000 - 13000	12500 - 14000	14500 - 15000	35000 - 37500	47500 - 48000	14250 - 15000
Kurunegala	50000 - 52000	23000 - 24000	-	11500 - 12000	8750 - 9500	-	-	35000 - 41500	52500 - 52500	14750 - 15000
Nikaweratiya	51250 - 52000	22500 - 22500	20500 - 21500	12100 - 12550	9000 - 9750	-	-	35000 - 37500	-	15000 - 15250
Dehiattakandiya	50000 - 52500	-	18000 - 19000	9250 - 12000	8500 - 11500	-	15500 - 19000	34000 - 34000	-	15000 - 16000
Dambulla (DEC)	50000 - 52500	22000 - 22500	-	11750 - 12000	8500 - 8750	12500 - 13000	-	32500 - 35000	40000 - 42500	15000 - 15250
Anuradhapura	55000 - 60000	22000 - 24000	-	9000 - 12500	9000 - 10000	12000 - 14000	-	37500 - 42500	47500 - 52500	15000 - 16000
Thambuththegama	50000 - 55000	23500 - 23500	21000 - 22500	8250 - 12250	8750 - 9750	-	13000 - 14000	34500 - 35000	-	14750 - 15000
Polonnaruwa	58500 - 60000	-	21500 - 22500	14000 - 14750	10000 - 10250	-	17000 - 17500	37000 - 41000	50000 - 50000	15500 - 16250
Kaluthara	52500 - 54000	-	19000 - 20000	12250 - 12500	9000 - 9250	14000 - 15000	15000 - 16000	37500 - 40000	48000 - 50000	14900 - 15000
Puttalam	50000 - 52000	25000 - 25000	20000 - 22500	14000 - 15000	9750 - 10500	-	15000 - 17250	38500 - 42500	-	14500 - 16750
Kandy	52500 - 55000	23000 - 24000	20000 - 21000	8500 - 13250	8500 - 9000	12500 - 13000	13500 - 14000	37500 - 40000	48000 - 49000	14500 - 15000
Matara	55000 - 57000	24500 - 25500	-	12000 - 12500	9500 - 10000	-	14250 - 15000	39000 - 42000	46250 - 47500	14500 - 15500
Hambantota	52500 - 57500	23500 - 25000	-	12000 - 12500	8750 - 10000	-	14000 - 15000	37500 - 45000	47500 - 49000	14500 - 15500
Kegalle	53800 - 54500	-	21500 - 22000	13000 - 13250	9150 - 9250	-	14000 - 14250	49000 - 50000	50000 - 50400	15400 - 15500
Galle	57500 - 62500	24000 - 25000	-	12000 - 13000	9000 - 9500	14000 - 15000	15000 - 15750	37500 - 42500	42500 - 50000	15000 - 16000
Tissamaharama	55000 - 57500	24000 - 26000	-	11000 - 12500	10500 - 11500	12500 - 12500	-	30000 - 40000	42500 - 45000	15000 - 15500
Meegoda (DEC)	51500 - 52500	21500 - 22000	-	11750 - 12750	8000 - 8500	12500 - 13500	14500 - 15000	42000 - 42500	49750 - 50000	14750 - 15500
Jaffna	51000 - 52000	-	14000 - 15000	14000 - 14250	8700 - 9250	-	18800 - 19250	38900 - 39400	-	15000 - 16000
Vavuniya	54000 - 55000	-	-	14000 - 14500	10000 - 11000	-	-	37000 - 38000	55000 - 56000	15750 - 15900
Mannar	52500 - 55000	-	17000 - 17500	9000 - 13500	9750 - 10000	-	-	40000 - 42500	-	15000 - 15250
Killinochchi	52500 - 54000	-	-	12500 - 14000	10000 - 11000	-	-	37500 - 38500	-	15000 - 15500
Mullattivu	-	-	-	-	-	-	-	-	-	-
Batticaloa	53250 - 54000	23000 - 26000	-	12000 - 12750	10650 - 11000	15500 - 16000	17500 - 18500	39000 - 40000	59000 - 60000	15000 - 15450
Trincomalee	53500 - 55000	-	18250 - 19000	10400 - 10750	9700 - 9800	-	-	44000 - 44750	-	14750 - 15000
Galenbindunuwewa	52500 - 59000	21000 - 23500	-	9250 - 12500	9750 - 11500	-	-	36500 - 38000	48000 - 51000	15000 - 15500
Matale	52500 - 55000	21500 - 22500	-	12500 - 12750	9250 - 9500	-	15000 - 15500	32500 - 35000	-	15000 - 15250

Table 05: Selected Markets: Retail Price of Subsidiary Food Crops (Rs/Kg)

Week 47: 17 - 23 November 2023

LOCATIONS	Dried Chillies	Red Onion		Big Onion	Potato			Pulses		
	Imported	Imported	Local		Imported	Welimada	Nuwara Eliya	Green Gram	Cowpea	Red Dhal
Colombo	1100.00 - 1500.00	400.00 - 600.00	400.00 - 650.00	260.00 - 320.00	195.00 - 260.00	300.00 - 380.00	400.00 - 440.00	1000.00 - 1200.00	1000.00 - 1200.00	320.00 - 380.00
Gampaha	1180.00 - 1400.00	480.00 - 600.00	-	320.00 - 320.00	240.00 - 260.00	320.00 - 360.00	400.00 - 440.00	980.00 - 1200.00	1200.00 - 1300.00	330.00 - 360.00
Kurunegala	1250.00 - 1300.00	-	560.00 - 700.00	280.00 - 300.00	220.00 - 240.00	350.00 - 360.00	-	900.00 - 1000.00	1200.00 - 1200.00	320.00 - 350.00
Nikaweratiya	1150.00 - 1300.00	520.00 - 520.00	450.00 - 480.00	230.00 - 280.00	190.00 - 240.00	320.00 - 340.00	-	800.00 - 960.00	1100.00 - 1100.00	325.00 - 340.00
Dambulla	1150.00 - 1250.00	500.00 - 550.00	-	260.00 - 280.00	200.00 - 240.00	340.00 - 360.00	-	780.00 - 850.00	980.00 - 1000.00	320.00 - 330.00
Anuradhapura	1200.00 - 1300.00	-	480.00 - 560.00	260.00 - 280.00	200.00 - 230.00	300.00 - 320.00	-	900.00 - 1000.00	1000.00 - 1200.00	320.00 - 340.00
Thambuththegama	1150.00 - 1250.00	-	600.00 - 620.00	260.00 - 330.00	190.00 - 220.00	-	-	800.00 - 900.00	-	310.00 - 320.00
Polonnaruwa	1200.00 - 1260.00	-	440.00 - 460.00	280.00 - 300.00	200.00 - 220.00	360.00 - 380.00	400.00 - 400.00	800.00 - 880.00	1100.00 - 1100.00	320.00 - 340.00
Kaluthara	1150.00 - 1180.00	560.00 - 580.00	-	280.00 - 300.00	200.00 - 210.00	340.00 - 380.00	-	940.00 - 980.00	1100.00 - 1200.00	310.00 - 320.00
Badulla	1200.00 - 1250.00	550.00 - 600.00	-	260.00 - 280.00	210.00 - 220.00	320.00 - 340.00	-	800.00 - 900.00	1000.00 - 1100.00	320.00 - 330.00
Keppetipola	1250.00 - 1280.00	-	-	275.00 - 300.00	240.00 - 260.00	330.00 - 340.00	-	880.00 - 900.00	990.00 - 1000.00	325.00 - 335.00
Moneragala	1150.00 - 1300.00	-	520.00 - 600.00	260.00 - 280.00	200.00 - 240.00	300.00 - 340.00	-	750.00 - 800.00	900.00 - 1100.00	320.00 - 340.00
Kegalle	1100.00 - 1200.00	-	500.00 - 520.00	300.00 - 320.00	230.00 - 240.00	320.00 - 340.00	-	800.00 - 850.00	1000.00 - 1080.00	320.00 - 380.00
Ampara	1150.00 - 1285.00	520.00 - 560.00	480.00 - 480.00	280.00 - 320.00	195.00 - 220.00	340.00 - 380.00	-	800.00 - 980.00	980.00 - 1000.00	310.00 - 320.00
Dehiattakandiya	1100.00 - 1100.00	400.00 - 400.00	450.00 - 520.00	260.00 - 280.00	190.00 - 250.00	320.00 - 360.00	400.00 - 400.00	750.00 - 750.00	-	310.00 - 340.00
Nuwaraeliya	1250.00 - 1300.00	-	-	280.00 - 290.00	250.00 - 260.00	-	350.00 - 360.00	900.00 - 940.00	1000.00 - 1050.00	330.00 - 340.00
Kandy	1200.00 - 1300.00	-	600.00 - 640.00	280.00 - 320.00	220.00 - 240.00	340.00 - 350.00	380.00 - 400.00	900.00 - 1000.00	1100.00 - 1200.00	320.00 - 350.00
Puttalam	1100.00 - 1200.00	-	600.00 - 700.00	300.00 - 320.00	220.00 - 260.00	360.00 - 360.00	400.00 - 400.00	900.00 - 1000.00	1100.00 - 1250.00	310.00 - 330.00
Rathnapura	-	-	-	-	-	-	-	-	-	-
Hambantota	1200.00 - 1300.00	520.00 - 600.00	-	260.00 - 280.00	210.00 - 230.00	300.00 - 320.00	-	800.00 - 900.00	1000.00 - 1100.00	320.00 - 340.00
Matara	1200.00 - 1300.00	540.00 - 600.00	-	260.00 - 280.00	200.00 - 220.00	300.00 - 330.00	-	800.00 - 900.00	1000.00 - 1100.00	320.00 - 340.00
Galle	1200.00 - 1300.00	520.00 - 560.00	600.00 - 680.00	260.00 - 280.00	200.00 - 220.00	300.00 - 360.00	-	800.00 - 1000.00	900.00 - 1200.00	310.00 - 340.00
Tissamaharama	1200.00 - 1200.00	-	500.00 - 560.00	260.00 - 270.00	220.00 - 240.00	-	-	750.00 - 850.00	900.00 - 950.00	310.00 - 320.00
Meegoda (DEC)	1080.00 - 1100.00	-	-	260.00 - 280.00	200.00 - 220.00	320.00 - 360.00	400.00 - 400.00	860.00 - 900.00	1060.00 - 1100.00	320.00 - 340.00
Embilipitiya	1200.00 - 1300.00	400.00 - 440.00	480.00 - 600.00	260.00 - 280.00	220.00 - 240.00	320.00 - 360.00	-	800.00 - 950.00	1000.00 - 1095.00	315.00 - 380.00
Jaffna	1150.00 - 1300.00	-	400.00 - 420.00	320.00 - 330.00	190.00 - 210.00	-	400.00 - 420.00	800.00 - 820.00	-	320.00 - 320.00
Vavuniya	1150.00 - 1200.00	-	-	320.00 - 330.00	240.00 - 245.00	-	-	800.00 - 850.00	1240.00 - 1260.00	320.00 - 330.00
Mannar	1150.00 - 1300.00	-	500.00 - 600.00	280.00 - 300.00	210.00 - 230.00	-	-	900.00 - 1000.00	-	320.00 - 350.00
Killinochchi	1100.00 - 1150.00	-	-	300.00 - 330.00	240.00 - 260.00	-	-	800.00 - 840.00	-	320.00 - 330.00
Mullaittivu	-	-	-	-	-	-	-	-	-	-
Batticaloa	1150.00 - 1180.00	580.00 - 600.00	620.00 - 640.00	280.00 - 320.00	240.00 - 250.00	360.00 - 380.00	420.00 - 450.00	850.00 - 880.00	1260.00 - 1300.00	320.00 - 325.00
Trincomalee	1150.00 - 1200.00	-	480.00 - 520.00	300.00 - 320.00	230.00 - 250.00	-	-	950.00 - 1000.00	-	310.00 - 320.00
Hanguranketha	1150.00 - 1295.00	570.00 - 600.00	-	260.00 - 300.00	195.00 - 240.00	300.00 - 340.00	-	800.00 - 998.00	1180.00 - 1250.00	310.00 - 320.00
Veyangoda	1100.00 - 1200.00	-	520.00 - 600.00	260.00 - 320.00	240.00 - 260.00	300.00 - 360.00	400.00 - 400.00	840.00 - 850.00	1000.00 - 1200.00	310.00 - 320.00
Galenbindunuwewa	1150.00 - 1200.00	-	450.00 - 500.00	260.00 - 270.00	210.00 - 240.00	-	-	780.00 - 800.00	990.00 - 1100.00	320.00 - 330.00
Bandarawela	1200.00 - 1300.00	560.00 - 600.00	-	260.00 - 280.00	200.00 - 220.00	280.00 - 300.00	-	950.00 - 1000.00	1100.00 - 1150.00	320.00 - 340.00
Matale	1100.00 - 1200.00	520.00 - 550.00	460.00 - 480.00	260.00 - 270.00	190.00 - 240.00	320.00 - 340.00	-	750.00 - 800.00	-	310.00 - 320.00

Table 06: Selected Markets: Wholesale Price of Vegetables(Rs/Kg)

Week 47: 17 - 23 November 2023

Locations	Butter Beans	Green Beans	Carrot	Leeks	Beetroot	Knolkhol
Colombo	-	350.00 - 550.00	200.00 - 250.00	100.00 - 150.00	180.00 - 280.00	180.00 - 250.00
Meegoda (DEC)	-	480.00 - 540.00	260.00 - 340.00	140.00 - 160.00	220.00 - 270.00	220.00 - 280.00
Dambulla (DEC)	-	380.00 - 420.00	260.00 - 300.00	130.00 - 150.00	200.00 - 280.00	250.00 - 280.00
Keppetipola (DEC)	-	420.00 - 450.00	270.00 - 280.00	120.00 - 140.00	220.00 - 230.00	220.00 - 240.00
Norochchole (DEC)	-	-	-	-	180.00 - 250.00	-
Nuwara Eliya	-	440.00 - 460.00	280.00 - 300.00	120.00 - 130.00	230.00 - 240.00	230.00 - 240.00
Kandy	-	420.00 - 450.00	260.00 - 300.00	140.00 - 150.00	230.00 - 240.00	190.00 - 200.00
Hambantota	-	550.00 - 600.00	350.00 - 400.00	200.00 - 240.00	260.00 - 320.00	300.00 - 350.00
Thambuththegama (DEC)	-	450.00 - 530.00	310.00 - 340.00	150.00 - 180.00	270.00 - 290.00	210.00 - 240.00
Jaffna	-	450.00 - 470.00	290.00 - 320.00	300.00 - 320.00	190.00 - 220.00	-
Bandarawela	-	400.00 - 450.00	280.00 - 300.00	120.00 - 140.00	220.00 - 240.00	220.00 - 240.00
Veyangoda	-	480.00 - 500.00	270.00 - 300.00	150.00 - 180.00	230.00 - 300.00	240.00 - 270.00

Locations	Raddish	Cabbage	Tomato	Ladies Fingers	Brinjal	Capsicum
Colombo	150.00 - 230.00	150.00 - 250.00	200.00 - 300.00	130.00 - 230.00	200.00 - 350.00	500.00 - 600.00
Meegoda (DEC)	130.00 - 160.00	210.00 - 260.00	240.00 - 290.00	170.00 - 200.00	280.00 - 380.00	550.00 - 650.00
Moneragala	150.00 - 200.00	200.00 - 280.00	180.00 - 240.00	200.00 - 250.00	280.00 - 300.00	650.00 - 700.00
Dambulla (DEC)	110.00 - 120.00	250.00 - 280.00	220.00 - 250.00	130.00 - 150.00	280.00 - 320.00	550.00 - 580.00
Keppetipola (DEC)	120.00 - 140.00	180.00 - 200.00	200.00 - 230.00	160.00 - 170.00	200.00 - 230.00	600.00 - 630.00
Norochchole (DEC)	70.00 - 120.00	220.00 - 250.00	220.00 - 250.00	150.00 - 170.00	270.00 - 350.00	500.00 - 600.00
Nuwara Eliya	140.00 - 150.00	220.00 - 230.00	210.00 - 230.00	170.00 - 180.00	240.00 - 260.00	630.00 - 650.00
Kandy	100.00 - 120.00	200.00 - 240.00	220.00 - 240.00	170.00 - 180.00	250.00 - 280.00	530.00 - 550.00
Hambantota	160.00 - 220.00	300.00 - 350.00	250.00 - 310.00	200.00 - 250.00	280.00 - 340.00	600.00 - 650.00
Thambuththegama (DEC)	120.00 - 160.00	240.00 - 270.00	250.00 - 270.00	120.00 - 150.00	230.00 - 280.00	480.00 - 550.00
Tissamaharama	200.00 - 250.00	300.00 - 340.00	200.00 - 280.00	200.00 - 220.00	300.00 - 360.00	600.00 - 680.00
Jaffna	200.00 - 220.00	240.00 - 260.00	310.00 - 330.00	190.00 - 205.00	300.00 - 320.00	640.00 - 660.00
Bandarawela	120.00 - 130.00	180.00 - 200.00	200.00 - 220.00	-	240.00 - 260.00	580.00 - 620.00
Veyangoda	120.00 - 170.00	200.00 - 250.00	270.00 - 290.00	160.00 - 200.00	320.00 - 350.00	580.00 - 600.00

Locations	Pumpkin	Cucumber	Bitter Gourd	Snake Gourd	Drumstick	Luffa
Colombo	80.00 - 100.00	120.00 - 160.00	500.00 - 550.00	250.00 - 300.00	400.00 - 600.00	250.00 - 300.00
Meegoda (DEC)	90.00 - 100.00	110.00 - 140.00	540.00 - 620.00	280.00 - 350.00	-	340.00 - 400.00
Moneragala	110.00 - 130.00	120.00 - 170.00	500.00 - 600.00	300.00 - 350.00	-	300.00 - 400.00
Dambulla (DEC)	70.00 - 85.00	120.00 - 140.00	500.00 - 550.00	250.00 - 270.00	300.00 - 320.00	300.00 - 350.00
Keppetipola (DEC)	85.00 - 100.00	120.00 - 140.00	500.00 - 520.00	250.00 - 260.00	-	280.00 - 300.00
Norochchole (DEC)	70.00 - 100.00	60.00 - 100.00	450.00 - 600.00	200.00 - 250.00	-	200.00 - 250.00
Nuwara Eliya	90.00 - 110.00	140.00 - 150.00	520.00 - 540.00	260.00 - 270.00	-	290.00 - 310.00
Kandy	90.00 - 100.00	130.00 - 140.00	430.00 - 450.00	250.00 - 270.00	-	280.00 - 300.00
Hambantota	120.00 - 140.00	100.00 - 120.00	580.00 - 630.00	300.00 - 350.00	-	360.00 - 410.00
Thambuththegama (DEC)	60.00 - 90.00	100.00 - 120.00	380.00 - 420.00	230.00 - 250.00	-	300.00 - 350.00
Tissamaharama	100.00 - 140.00	100.00 - 140.00	500.00 - 560.00	320.00 - 380.00	-	300.00 - 350.00
Jaffna	50.00 - 60.00	155.00 - 170.00	520.00 - 540.00	190.00 - 210.00	650.00 - 670.00	-
Bandarawela	80.00 - 100.00	120.00 - 140.00	-	-	-	-
Veyangoda	90.00 - 100.00	140.00 - 150.00	480.00 - 550.00	280.00 - 320.00	-	380.00 - 400.00

Table 06 (Contd.)

	Long Beans	Ash Plantain	Green Chillies	Lime	Sweet Potatoe	Manioc
Colombo	250.00 - 300.00	200.00 - 250.00	400.00 - 550.00	##### - #####	80.00 - 100.00	100.00 - 120.00
Meegoda (DEC)	300.00 - 380.00	240.00 - 280.00	550.00 - 620.00	##### - #####	85.00 - 120.00	120.00 - 130.00
Moneragala	350.00 - 380.00	130.00 - 150.00	550.00 - 600.00	##### - #####	150.00 - 170.00	70.00 - 80.00
Dambulla (DEC)	260.00 - 280.00	220.00 - 240.00	500.00 - 600.00	700.00 - 800.00	80.00 - 120.00	70.00 - 80.00
Keppetipola (DEC)	250.00 - 260.00	200.00 - 230.00	600.00 - 650.00	900.00 - #####	80.00 - 90.00	100.00 - 110.00
Norochchole (DEC)	180.00 - 250.00	-	500.00 - 600.00	-	-	60.00 - 80.00
Nuwara Eliya	260.00 - 270.00	220.00 - 230.00	640.00 - 660.00	##### - #####	90.00 - 100.00	100.00 - 110.00
Kandy	250.00 - 280.00	200.00 - 230.00	500.00 - 530.00	##### - #####	100.00 - 130.00	90.00 - 100.00
Hambantota	300.00 - 320.00	150.00 - 180.00	600.00 - 650.00	##### - #####	120.00 - 160.00	100.00 - 130.00
Thambuththegama (DEC)	300.00 - 320.00	230.00 - 280.00	450.00 - 500.00	700.00 - 900.00	70.00 - 100.00	60.00 - 80.00
Tissamaharama	250.00 - 280.00	150.00 - 200.00	600.00 - 660.00	##### - #####	120.00 - 150.00	150.00 - 160.00
Jaffna	550.00 - 560.00	150.00 - 160.00	380.00 - 410.00	##### - #####	100.00 - 120.00	60.00 - 75.00
Bandarawela	-	-	550.00 - 600.00	-	80.00 - 100.00	100.00 - 120.00
Veyangoda	300.00 - 340.00	260.00 - 290.00	550.00 - 600.00	##### - #####	85.00 - 110.00	90.00 - 120.00

Locations	Leafy Vegetables (Rs/Bundle)			Coconut (Rs/Nut)	
	Mukunuwenna	Kankun	Gotukola	Large	Small
Colombo	40.00 - 50.00	40.00 - 50.00	150.00 - 160.00	95.00 - 110.00	85.00 - 95.00
Meegoda (DEC)	80.00 - 80.00	80.00 - 80.00	80.00 - 100.00	110.00 - 115.00	80.00 - 85.00
Norochchole (DEC)	50.00 - 60.00	50.00 - 60.00	120.00 - 130.00	95.00 - 100.00	80.00 - 90.00
Nuwara Eliya	-	-	-	-	-
Dambulla (DEC)	25.00 - 30.00	25.00 - 30.00	130.00 - 140.00	75.00 - 85.00	65.00 - 68.00
Kandy	40.00 - 45.00	40.00 - 50.00	160.00 - 170.00	90.00 - 100.00	70.00 - 80.00
Hambantota	45.00 - 50.00	45.00 - 50.00	60.00 - 70.00	-	-
Thambuththegama (DEC)	30.00 - 30.00	30.00 - 30.00	-	80.00 - 85.00	70.00 - 75.00
Tissamaharama	30.00 - 40.00	30.00 - 40.00	120.00 - 180.00	60.00 - 80.00	50.00 - 70.00
Jaffna	65.00 - 80.00	30.00 - 36.00	230.00 - 250.00	74.00 - 80.00	50.00 - 55.00
Bandarawela	-	-	-	-	-
Veyangoda	35.00 - 40.00	35.00 - 40.00	-	90.00 - 95.00	-

Colombo, Meegoda, Norochchole, Jaffna, Dambulla and Kandy - Gotukola Price Rs/Kg

Table 07: Selected Markets: Retail Price of Vegetables (Rs/Kg)

Week 47: 17 - 23 November 2023

LOCATIONS	Up Country Varieties																
	Butter Beans		Green Beans		Carrot		Leeks		Beetroot		Knol Khol		Raddish		Cabbage		Tomato
Colombo	-	450.00 - 800.00	220.00 - 480.00	160.00 - 400.00	260.00 - 480.00	240.00 - 600.00	180.00 - 400.00	220.00 - 480.00	280.00 - 480.00	400.00 - 400.00	240.00 - 400.00	220.00 - 480.00	280.00 - 480.00	280.00 - 520.00			
Gampaha	-	480.00 - 600.00	320.00 - 480.00	240.00 - 320.00	280.00 - 400.00	400.00 - 400.00	240.00 - 480.00	320.00 - 480.00	400.00 - 400.00	240.00 - 400.00	320.00 - 480.00	320.00 - 480.00	320.00 - 480.00	320.00 - 480.00			
Kurunegala	-	580.00 - 640.00	460.00 - 500.00	260.00 - 320.00	480.00 - 500.00	-	280.00 - 320.00	360.00 - 400.00	-	280.00 - 320.00	360.00 - 400.00	360.00 - 400.00	380.00 - 420.00				
Nikaweratiya	-	520.00 - 600.00	440.00 - 520.00	320.00 - 400.00	320.00 - 360.00	-	260.00 - 320.00	320.00 - 400.00	-	260.00 - 320.00	320.00 - 400.00	320.00 - 400.00	400.00 - 400.00				
Dambulla	-	540.00 - 580.00	460.00 - 480.00	300.00 - 320.00	360.00 - 400.00	380.00 - 400.00	260.00 - 280.00	360.00 - 380.00	360.00 - 400.00	260.00 - 280.00	360.00 - 380.00	360.00 - 400.00	360.00 - 400.00				
Anuradhapura	-	520.00 - 720.00	360.00 - 560.00	240.00 - 360.00	280.00 - 360.00	-	200.00 - 280.00	320.00 - 400.00	-	200.00 - 280.00	320.00 - 400.00	320.00 - 400.00	320.00 - 400.00				
Thambuththegama	-	580.00 - 620.00	380.00 - 460.00	220.00 - 280.00	330.00 - 380.00	-	200.00 - 240.00	320.00 - 380.00	-	200.00 - 240.00	320.00 - 380.00	320.00 - 380.00	320.00 - 380.00				
Polonnaruwa	-	550.00 - 600.00	400.00 - 460.00	260.00 - 280.00	350.00 - 380.00	340.00 - 360.00	180.00 - 220.00	320.00 - 360.00	180.00 - 220.00	320.00 - 360.00	320.00 - 360.00	280.00 - 320.00	320.00 - 320.00				
Kaluthara	-	480.00 - 500.00	400.00 - 420.00	240.00 - 260.00	280.00 - 300.00	320.00 - 340.00	240.00 - 260.00	360.00 - 380.00	320.00 - 340.00	240.00 - 260.00	360.00 - 380.00	360.00 - 380.00	360.00 - 380.00				
Badulla	-	480.00 - 560.00	360.00 - 400.00	240.00 - 280.00	320.00 - 360.00	320.00 - 360.00	220.00 - 240.00	320.00 - 360.00	320.00 - 360.00	220.00 - 240.00	320.00 - 360.00	320.00 - 360.00	320.00 - 360.00				
Keppetipola	-	540.00 - 560.00	360.00 - 380.00	220.00 - 240.00	300.00 - 320.00	300.00 - 320.00	220.00 - 230.00	280.00 - 300.00	300.00 - 320.00	220.00 - 230.00	280.00 - 300.00	280.00 - 300.00	280.00 - 300.00				
Moneragala	-	480.00 - 600.00	360.00 - 400.00	280.00 - 320.00	320.00 - 400.00	-	280.00 - 320.00	320.00 - 360.00	-	280.00 - 320.00	320.00 - 360.00	300.00 - 320.00	300.00 - 320.00				
Kegalle	-	520.00 - 560.00	450.00 - 480.00	250.00 - 280.00	340.00 - 360.00	450.00 - 480.00	300.00 - 320.00	380.00 - 400.00	300.00 - 320.00	300.00 - 320.00	380.00 - 400.00	380.00 - 400.00	380.00 - 400.00				
Ampara	-	560.00 - 600.00	440.00 - 480.00	280.00 - 300.00	360.00 - 440.00	-	240.00 - 240.00	360.00 - 400.00	-	240.00 - 240.00	360.00 - 400.00	320.00 - 360.00	320.00 - 360.00				
Dehiattakandiya	-	600.00 - 600.00	480.00 - 520.00	320.00 - 400.00	400.00 - 400.00	-	300.00 - 320.00	320.00 - 400.00	-	300.00 - 320.00	320.00 - 400.00	400.00 - 480.00	400.00 - 480.00				
Nuwaraeliya	-	580.00 - 600.00	380.00 - 400.00	240.00 - 260.00	320.00 - 340.00	330.00 - 350.00	250.00 - 260.00	320.00 - 340.00	330.00 - 350.00	250.00 - 260.00	320.00 - 340.00	320.00 - 340.00	320.00 - 340.00				
Kandy	-	650.00 - 700.00	480.00 - 500.00	240.00 - 260.00	320.00 - 360.00	320.00 - 360.00	200.00 - 240.00	320.00 - 360.00	320.00 - 360.00	200.00 - 240.00	320.00 - 360.00	480.00 - 500.00	480.00 - 500.00				
Puttalam	-	600.00 - 720.00	480.00 - 520.00	320.00 - 400.00	320.00 - 400.00	-	300.00 - 400.00	400.00 - 480.00	-	300.00 - 400.00	400.00 - 480.00	360.00 - 400.00	360.00 - 400.00				
Hambantota	-	600.00 - 720.00	400.00 - 480.00	240.00 - 320.00	320.00 - 400.00	320.00 - 400.00	240.00 - 300.00	380.00 - 400.00	320.00 - 400.00	240.00 - 300.00	380.00 - 400.00	360.00 - 400.00	360.00 - 400.00				
Rathnapura	-	-	-	-	-	-	-	-	-	-	-	-	-				
Matara	-	600.00 - 700.00	400.00 - 460.00	300.00 - 320.00	300.00 - 360.00	-	240.00 - 260.00	400.00 - 460.00	-	240.00 - 260.00	400.00 - 460.00	320.00 - 400.00	320.00 - 400.00				
Galle	-	640.00 - 680.00	400.00 - 440.00	280.00 - 320.00	320.00 - 400.00	-	240.00 - 280.00	340.00 - 400.00	-	240.00 - 280.00	340.00 - 400.00	320.00 - 340.00	320.00 - 340.00				
Tissamaharama	-	600.00 - 640.00	380.00 - 420.00	240.00 - 280.00	330.00 - 350.00	280.00 - 320.00	320.00 - 400.00	340.00 - 400.00	280.00 - 320.00	320.00 - 400.00	340.00 - 400.00	320.00 - 360.00	320.00 - 360.00				
Meegoda (DEC)	-	580.00 - 640.00	360.00 - 400.00	240.00 - 280.00	320.00 - 400.00	480.00 - 480.00	240.00 - 280.00	360.00 - 400.00	480.00 - 480.00	240.00 - 280.00	360.00 - 400.00	320.00 - 400.00	320.00 - 400.00				
Embilipitiya	-	480.00 - 550.00	320.00 - 480.00	280.00 - 320.00	300.00 - 400.00	300.00 - 320.00	200.00 - 280.00	300.00 - 400.00	300.00 - 320.00	200.00 - 280.00	300.00 - 400.00	400.00 - 480.00	400.00 - 480.00				
Jaffna	-	490.00 - 520.00	350.00 - 370.00	340.00 - 360.00	240.00 - 260.00	-	240.00 - 270.00	280.00 - 310.00	-	240.00 - 270.00	280.00 - 310.00	340.00 - 360.00	340.00 - 360.00				
Vavuniya	-	500.00 - 560.00	520.00 - 560.00	400.00 - 420.00	400.00 - 440.00	-	280.00 - 320.00	400.00 - 440.00	-	280.00 - 320.00	400.00 - 440.00	400.00 - 440.00	400.00 - 440.00				
Mannar	-	600.00 - 650.00	520.00 - 560.00	400.00 - 440.00	400.00 - 450.00	-	200.00 - 240.00	400.00 - 440.00	-	200.00 - 240.00	400.00 - 440.00	480.00 - 520.00	480.00 - 520.00				
Killinochchi	-	480.00 - 520.00	500.00 - 540.00	380.00 - 420.00	380.00 - 420.00	-	260.00 - 280.00	380.00 - 420.00	-	260.00 - 280.00	380.00 - 420.00	380.00 - 420.00	380.00 - 420.00				
Mullaittivu	-	-	-	-	-	-	-	-	-	-	-	-	-				
Batticaloa	-	600.00 - 640.00	480.00 - 520.00	340.00 - 360.00	400.00 - 420.00	300.00 - 320.00	280.00 - 300.00	400.00 - 420.00	300.00 - 320.00	280.00 - 300.00	400.00 - 420.00	360.00 - 400.00	360.00 - 400.00				
Trincomalee	-	540.00 - 580.00	480.00 - 520.00	340.00 - 360.00	320.00 - 350.00	320.00 - 340.00	260.00 - 280.00	380.00 - 400.00	320.00 - 340.00	260.00 - 280.00	380.00 - 400.00	380.00 - 400.00	380.00 - 400.00				
Hanguranketha	-	440.00 - 480.00	320.00 - 350.00	160.00 - 190.00	250.00 - 280.00	270.00 - 280.00	160.00 - 180.00	280.00 - 300.00	270.00 - 280.00	160.00 - 180.00	280.00 - 300.00	270.00 - 300.00	270.00 - 300.00				
Veyangoda	-	560.00 - 600.00	400.00 - 480.00	260.00 - 320.00	320.00 - 360.00	400.00 - 400.00	240.00 - 280.00	320.00 - 400.00	400.00 - 400.00	240.00 - 280.00	320.00 - 400.00	360.00 - 400.00	360.00 - 400.00				
Galenbindunuwewa	-	600.00 - 640.00	500.00 - 520.00	320.00 - 400.00	320.00 - 400.00	-	200.00 - 240.00	320.00 - 360.00	-	200.00 - 240.00	320.00 - 360.00	360.00 - 400.00	360.00 - 400.00				
Bandarawela	-	480.00 - 500.00	380.00 - 400.00	220.00 - 240.00	320.00 - 340.00	320.00 - 340.00	220.00 - 240.00	280.00 - 300.00	320.00 - 340.00	220.00 - 240.00	280.00 - 300.00	300.00 - 320.00	300.00 - 320.00				
Matale	-	600.00 - 640.00	400.00 - 480.00	260.00 - 320.00	360.00 - 400.00	-	240.00 - 280.00	320.00 - 400.00	-	240.00 - 280.00	320.00 - 400.00	380.00 - 400.00	380.00 - 400.00				

Table 07 (Contd.)

LOCATIONS	Low Country Varieties											
	Ladies Fingers	Brinjal	Capsicum	Pumpkin	Cucumber	Bitter Gourd	Snake Gourd	Drumstick	Luffa	Long Beans		
Colombo	220.00 - 420.00	340.00 - 600.00	550.00 - 1100.00	120.00 - 240.00	140.00 - 320.00	540.00 - 800.00	320.00 - 600.00	480.00 - 820.00	300.00 - 600.00	320.00 - 560.00		
Gampaha	280.00 - 400.00	480.00 - 520.00	720.00 - 960.00	140.00 - 200.00	240.00 - 240.00	600.00 - 800.00	360.00 - 480.00	720.00 - 720.00	480.00 - 560.00	480.00 - 520.00		
Kurunegala	260.00 - 300.00	380.00 - 480.00	700.00 - 800.00	140.00 - 160.00	200.00 - 240.00	660.00 - 800.00	360.00 - 420.00	660.00 - 660.00	480.00 - 520.00	460.00 - 500.00		
Nikaweratiya	260.00 - 320.00	360.00 - 480.00	600.00 - 800.00	160.00 - 240.00	200.00 - 280.00	600.00 - 720.00	400.00 - 480.00	-	360.00 - 480.00	320.00 - 400.00		
Dambulla	240.00 - 280.00	400.00 - 480.00	800.00 - 860.00	160.00 - 180.00	240.00 - 260.00	650.00 - 700.00	400.00 - 420.00	500.00 - 540.00	460.00 - 480.00	400.00 - 480.00		
Anuradhapura	240.00 - 280.00	320.00 - 480.00	700.00 - 800.00	160.00 - 180.00	200.00 - 240.00	600.00 - 800.00	360.00 - 400.00	-	400.00 - 480.00	400.00 - 480.00		
Thambuththegama	220.00 - 260.00	320.00 - 380.00	680.00 - 750.00	120.00 - 160.00	140.00 - 180.00	580.00 - 620.00	320.00 - 380.00	-	380.00 - 440.00	360.00 - 400.00		
Polonnaruwa	240.00 - 260.00	390.00 - 420.00	700.00 - 760.00	140.00 - 160.00	180.00 - 210.00	-	360.00 - 400.00	-	440.00 - 460.00	380.00 - 400.00		
Kaluthara	320.00 - 340.00	420.00 - 440.00	780.00 - 820.00	180.00 - 200.00	200.00 - 220.00	720.00 - 740.00	400.00 - 420.00	-	400.00 - 420.00	480.00 - 500.00		
Badulla	280.00 - 320.00	360.00 - 400.00	760.00 - 800.00	180.00 - 220.00	220.00 - 240.00	600.00 - 700.00	440.00 - 480.00	-	480.00 - 520.00	360.00 - 400.00		
Keppetipola	260.00 - 280.00	320.00 - 340.00	700.00 - 740.00	180.00 - 200.00	220.00 - 240.00	560.00 - 580.00	330.00 - 340.00	-	360.00 - 380.00	320.00 - 340.00		
Moneragala	280.00 - 320.00	320.00 - 400.00	720.00 - 800.00	160.00 - 240.00	200.00 - 240.00	600.00 - 800.00	400.00 - 480.00	-	400.00 - 480.00	400.00 - 460.00		
Kegalle	250.00 - 280.00	460.00 - 480.00	780.00 - 800.00	140.00 - 180.00	220.00 - 240.00	650.00 - 680.00	400.00 - 440.00	460.00 - 480.00	460.00 - 480.00	460.00 - 480.00		
Ampara	360.00 - 360.00	360.00 - 480.00	760.00 - 800.00	160.00 - 160.00	220.00 - 280.00	640.00 - 720.00	400.00 - 400.00	-	360.00 - 440.00	320.00 - 360.00		
Dehiattakandiya	300.00 - 320.00	320.00 - 400.00	800.00 - 800.00	140.00 - 200.00	280.00 - 300.00	600.00 - 600.00	480.00 - 480.00	-	400.00 - 480.00	360.00 - 480.00		
Nuwaraeliya	270.00 - 280.00	350.00 - 360.00	750.00 - 780.00	200.00 - 220.00	240.00 - 260.00	600.00 - 620.00	380.00 - 400.00	-	380.00 - 400.00	360.00 - 380.00		
Kandy	280.00 - 320.00	450.00 - 480.00	850.00 - 900.00	140.00 - 160.00	200.00 - 240.00	550.00 - 600.00	400.00 - 450.00	-	360.00 - 400.00	360.00 - 400.00		
Puttalam	240.00 - 300.00	480.00 - 520.00	700.00 - 800.00	200.00 - 240.00	200.00 - 240.00	760.00 - 800.00	400.00 - 480.00	-	480.00 - 520.00	400.00 - 480.00		
Rathnapura	-	-	-	-	-	-	-	-	-	-		
Hambantota	300.00 - 320.00	400.00 - 480.00	720.00 - 800.00	180.00 - 200.00	160.00 - 200.00	600.00 - 720.00	400.00 - 480.00	-	460.00 - 500.00	380.00 - 400.00		
Matara	300.00 - 340.00	400.00 - 480.00	800.00 - 900.00	130.00 - 160.00	200.00 - 240.00	600.00 - 800.00	400.00 - 480.00	-	440.00 - 500.00	380.00 - 440.00		
Galle	280.00 - 340.00	380.00 - 460.00	700.00 - 800.00	140.00 - 160.00	180.00 - 240.00	600.00 - 700.00	380.00 - 440.00	-	480.00 - 500.00	460.00 - 480.00		
Tissamaharama	220.00 - 250.00	400.00 - 450.00	720.00 - 740.00	160.00 - 200.00	160.00 - 160.00	620.00 - 680.00	450.00 - 500.00	-	400.00 - 450.00	320.00 - 350.00		
Meegoda (DEC)	280.00 - 320.00	480.00 - 520.00	700.00 - 900.00	160.00 - 200.00	200.00 - 240.00	680.00 - 800.00	400.00 - 480.00	-	480.00 - 520.00	400.00 - 520.00		
Embilipitiya	240.00 - 320.00	350.00 - 400.00	600.00 - 800.00	120.00 - 240.00	150.00 - 200.00	600.00 - 800.00	280.00 - 350.00	-	350.00 - 400.00	350.00 - 400.00		
Jaffna	240.00 - 260.00	340.00 - 360.00	690.00 - 720.00	90.00 - 110.00	200.00 - 220.00	600.00 - 620.00	245.00 - 260.00	680.00 - 710.00	-	590.00 - 620.00		
Vavuniya	320.00 - 400.00	400.00 - 450.00	600.00 - 650.00	200.00 - 240.00	280.00 - 300.00	600.00 - 640.00	300.00 - 340.00	-	-	600.00 - 640.00		
Mannar	280.00 - 320.00	480.00 - 520.00	720.00 - 750.00	140.00 - 160.00	200.00 - 240.00	600.00 - 640.00	400.00 - 450.00	400.00 - 450.00	-	480.00 - 550.00		
Killinochchi	320.00 - 340.00	380.00 - 420.00	580.00 - 620.00	180.00 - 200.00	250.00 - 260.00	580.00 - 620.00	280.00 - 320.00	950.00 - 1000.00	-	580.00 - 600.00		
Mullaittivu	-	-	-	-	-	-	-	-	-	-		
Batticaloa	400.00 - 450.00	400.00 - 420.00	650.00 - 700.00	200.00 - 220.00	280.00 - 300.00	580.00 - 620.00	280.00 - 320.00	900.00 - 1000.00	380.00 - 420.00	400.00 - 420.00		
Trincomalee	380.00 - 420.00	390.00 - 420.00	590.00 - 620.00	180.00 - 220.00	280.00 - 300.00	580.00 - 600.00	300.00 - 320.00	600.00 - 800.00	360.00 - 400.00	380.00 - 420.00		
Hanguranketha	180.00 220.00	340.00 360.00	650.00 750.00	120.00 140.00	160.00 180.00	550.00 580.00	300.00 320.00	-	370.00 400.00	300.00 330.00		
Veyangoda	280.00 - 320.00	480.00 - 520.00	700.00 - 800.00	140.00 - 200.00	160.00 - 200.00	600.00 - 800.00	360.00 - 400.00	-	480.00 - 540.00	480.00 - 520.00		
Galenbindunuwewa	240.00 - 260.00	320.00 - 440.00	600.00 - 800.00	160.00 - 180.00	200.00 - 240.00	680.00 - 800.00	320.00 - 400.00	-	400.00 - 440.00	320.00 - 400.00		
Bandarawela	240.00 - 260.00	340.00 - 360.00	700.00 - 760.00	180.00 - 200.00	220.00 - 240.00	580.00 - 600.00	360.00 - 380.00	-	420.00 - 460.00	380.00 - 400.00		
Matale	280.00 - 320.00	400.00 - 420.00	800.00 - 1000.00	160.00 - 200.00	240.00 - 320.00	600.00 - 760.00	400.00 - 480.00	-	460.00 - 480.00	360.00 - 400.00		

Table 07 (Contd.)

LOCATIONS	Low Country Varieties					Leafy Vegetable			Coconut (Rs/Nut)	
	Ash Plantain	Green Chillies	Lime	Sweet Potato	Manioc	Mukunuwenna	Kankun	Gotukola	Large	Small
Colombo	260.00 - 480.00	500.00 - 1000.00	1400.00 - 2400.00	130.00 - 320.00	130.00 - 260.00	50.00 - 80.00	50.00 - 80.00	60.00 - 100.00	100.00 - 120.00	90.00 - 100.00
Gampaha	320.00 - 400.00	800.00 - 1000.00	2400.00 - 2400.00	190.00 - 200.00	160.00 - 200.00	60.00 - 70.00	60.00 - 70.00	30.00 - 30.00	110.00 - 120.00	80.00 - 90.00
Kurunegala	320.00 - 400.00	800.00 - 1000.00	1600.00 - 1800.00	180.00 - 240.00	200.00 - 200.00	50.00 - 50.00	40.00 - 50.00	30.00 - 30.00	100.00 - 120.00	80.00 - 90.00
Nikaweratiya	260.00 - 300.00	800.00 - 800.00	1500.00 - 1600.00	240.00 - 260.00	-	40.00 - 50.00	40.00 - 50.00	60.00 - 60.00	85.00 - 90.00	65.00 - 75.00
Dambulla	340.00 - 360.00	800.00 - 850.00	1400.00 - 1500.00	220.00 - 240.00	200.00 - 220.00	50.00 - 60.00	50.00 - 60.00	50.00 - 50.00	100.00 - 110.00	70.00 - 75.00
Anuradhapura	280.00 - 400.00	650.00 - 800.00	1500.00 - 2000.00	160.00 - 240.00	160.00 - 200.00	50.00 - 60.00	50.00 - 60.00	50.00 - 60.00	100.00 - 110.00	60.00 - 80.00
Thambuththegama	280.00 - 320.00	550.00 - 650.00	1200.00 - 1400.00	180.00 - 220.00	110.00 - 120.00	40.00 - 50.00	40.00 - 50.00	-	80.00 - 90.00	-
Polonnaruwa	320.00 - 360.00	620.00 - 660.00	1400.00 - 1600.00	180.00 - 220.00	160.00 - 180.00	50.00 - 50.00	50.00 - 50.00	50.00 - 50.00	-	60.00 - 65.00
Kaluthara	320.00 - 340.00	700.00 - 800.00	1900.00 - 2000.00	200.00 - 220.00	200.00 - 220.00	60.00 - 70.00	60.00 - 70.00	70.00 - 80.00	100.00 - 110.00	90.00 - 95.00
Badulla	300.00 - 320.00	800.00 - 900.00	1800.00 - 2000.00	200.00 - 220.00	180.00 - 220.00	60.00 - 70.00	60.00 - 70.00	70.00 - 80.00	100.00 - 105.00	75.00 - 90.00
Keppetipola	280.00 - 300.00	760.00 - 800.00	1500.00 - 1600.00	140.00 - 150.00	150.00 - 170.00	60.00 - 65.00	60.00 - 65.00	50.00 - 55.00	100.00 - 106.00	84.00 - 86.00
Moneragala	200.00 - 240.00	700.00 - 800.00	1500.00 - 1600.00	160.00 - 240.00	80.00 - 100.00	50.00 - 60.00	50.00 - 60.00	50.00 - 60.00	100.00 - 110.00	70.00 - 80.00
Kegalle	240.00 - 260.00	750.00 - 800.00	1500.00 - 1600.00	180.00 - 200.00	160.00 - 180.00	70.00 - 80.00	70.00 - 80.00	40.00 - 50.00	110.00 - 120.00	90.00 - 100.00
Ampara	280.00 - 360.00	800.00 - 800.00	1400.00 - 1500.00	200.00 - 240.00	120.00 - 140.00	50.00 - 60.00	50.00 - 60.00	50.00 - 60.00	85.00 - 90.00	75.00 - 80.00
Dehiattakandiya	300.00 - 320.00	1000.00 - 1000.00	2000.00 - 2600.00	160.00 - 200.00	150.00 - 160.00	50.00 - 60.00	50.00 - 60.00	50.00 - 60.00	70.00 - 80.00	55.00 - 65.00
Nuwaraeliya	320.00 - 340.00	760.00 - 800.00	1600.00 - 1700.00	160.00 - 170.00	170.00 - 180.00	60.00 - 70.00	60.00 - 70.00	55.00 - 60.00	105.00 - 110.00	85.00 - 88.00
Kandy	360.00 - 400.00	800.00 - 900.00	1700.00 - 1800.00	160.00 - 180.00	160.00 - 200.00	50.00 - 60.00	50.00 - 60.00	40.00 - 50.00	110.00 - 120.00	75.00 - 85.00
Puttalam	240.00 - 280.00	700.00 - 800.00	1000.00 - 1200.00	180.00 - 220.00	160.00 - 200.00	60.00 - 70.00	60.00 - 70.00	40.00 - 40.00	95.00 - 105.00	85.00 - 90.00
Rathnapura	-	-	-	-	-	-	-	-	-	-
Hambanthota	200.00 - 240.00	700.00 - 800.00	1500.00 - 1600.00	180.00 - 200.00	160.00 - 200.00	55.00 - 60.00	50.00 - 60.00	70.00 - 80.00	100.00 - 120.00	70.00 - 80.00
Matara	240.00 - 320.00	600.00 - 700.00	1400.00 - 1600.00	180.00 - 200.00	160.00 - 180.00	60.00 - 60.00	60.00 - 60.00	85.00 - 100.00	110.00 - 125.00	75.00 - 90.00
Galle	280.00 - 320.00	800.00 - 800.00	1700.00 - 2000.00	200.00 - 260.00	200.00 - 240.00	50.00 - 70.00	60.00 - 70.00	60.00 - 70.00	110.00 - 120.00	85.00 - 95.00
Tissamaharama	200.00 - 240.00	680.00 - 720.00	1500.00 - 1600.00	180.00 - 200.00	160.00 - 200.00	40.00 - 50.00	40.00 - 50.00	50.00 - 70.00	90.00 - 100.00	65.00 - 80.00
Meegoda (DEC)	360.00 - 400.00	760.00 - 800.00	1200.00 - 1600.00	200.00 - 240.00	160.00 - 160.00	80.00 - 100.00	80.00 - 80.00	100.00 - 100.00	115.00 - 120.00	90.00 - 90.00
Embilipitiya	240.00 - 280.00	900.00 - 1000.00	1250.00 - 1400.00	160.00 - 200.00	120.00 - 150.00	60.00 - 80.00	50.00 - 70.00	80.00 - 100.00	100.00 - 120.00	60.00 - 90.00
Jaffna	190.00 - 210.00	440.00 - 470.00	1200.00 - 1250.00	160.00 - 170.00	90.00 - 110.00	90.00 - 110.00	40.00 - 45.00	50.00 - 60.00	85.00 - 100.00	60.00 - 70.00
Vavuniya	400.00 - 450.00	600.00 - 650.00	1600.00 - 1650.00	200.00 - 240.00	160.00 - 180.00	60.00 - 65.00	60.00 - 70.00	60.00 - 65.00	90.00 - 100.00	60.00 - 70.00
Mannar	200.00 - 250.00	700.00 - 800.00	1400.00 - 1600.00	160.00 - 200.00	160.00 - 200.00	50.00 - 60.00	50.00 - 60.00	35.00 - 50.00	80.00 - 90.00	60.00 - 70.00
Killinochchi	340.00 - 360.00	580.00 - 620.00	1550.00 - 1600.00	200.00 - 230.00	160.00 - 180.00	50.00 - 60.00	45.00 - 50.00	45.00 - 50.00	90.00 - 100.00	60.00 - 70.00
Mullaittivu	-	-	-	-	-	-	-	-	-	-
Batticaloa	400.00 - 420.00	750.00 - 800.00	1800.00 - 2000.00	180.00 - 220.00	160.00 - 180.00	70.00 - 80.00	50.00 - 60.00	50.00 - 50.00	100.00 - 100.00	65.00 - 70.00
Trincomalee	380.00 400.00	650.00 700.00	1850.00 1900.00	230.00 250.00	260.00 270.00	65.00 70.00	75.00 80.00	50.00 55.00	95.00 105.00	70.00 75.00
Hanguranketha	300.00 - 340.00	600.00 - 720.00	1500.00 - 1600.00	140.00 - 180.00	150.00 - 160.00	40.00 - 50.00	40.00 - 50.00	35.00 - 50.00	95.00 - 112.00	70.00 - 90.00
Veyangoda	320.00 - 400.00	700.00 - 800.00	1800.00 - 2000.00	180.00 - 200.00	160.00 - 160.00	60.00 - 70.00	60.00 - 70.00	30.00 - 30.00	110.00 - 120.00	90.00 - 100.00
Galenbindunuwewa	240.00 - 260.00	700.00 - 800.00	1200.00 - 1600.00	140.00 - 200.00	120.00 - 140.00	50.00 - 60.00	50.00 - 60.00	50.00 - 60.00	70.00 - 80.00	60.00 - 65.00
Bandarawela	280.00 - 300.00	750.00 - 800.00	1600.00 - 1700.00	180.00 - 200.00	200.00 - 220.00	50.00 - 60.00	50.00 - 60.00	50.00 - 60.00	100.00 - 110.00	80.00 - 85.00
Matale	320.00 - 360.00	700.00 - 800.00	1900.00 - 2000.00	160.00 - 200.00	180.00 - 200.00	40.00 - 50.00	40.00 - 50.00	40.00 - 50.00	100.00 - 110.00	80.00 - 90.00

Table 08: Selected Markets: Retail Price of Fruits (Rs/each & Rs/Kg)

Week 47: 17 - 23 November 2023

19

LOCATIONS	Banana					Pineapple			Mango	
	Ambul (Rs/Kg)	Kolikuttu (Rs/Kg)	Seeni (Rs/Kg)	Anamalu	Ambun	Large	Medium	Small	Betti	Karthakolomban
Colombo	200.00 - 280.00	500.00 - 650.00	150.00 - 260.00	30.00 - 43.00	40.00 - 58.00	500.00 - 680.00	430.00 - 550.00	350.00 - 500.00	-	85.00 - 160.00
Gampaha	200.00 - 220.00	450.00 - 530.00	180.00 - 200.00	30.00 - 32.00	38.00 - 40.00	550.00 - 600.00	400.00 - 500.00	300.00 - 350.00	-	120.00 - 130.00
Kurunegala	200.00 - 250.00	600.00 - 600.00	160.00 - 200.00	25.00 - 28.00	42.00 - 45.00	700.00 - 800.00	500.00 - 600.00	340.00 - 350.00	50.00 - 60.00	80.00 - 100.00
Nikaweratiya	230.00 - 250.00	500.00 - 550.00	200.00 - 220.00	-	43.00 - 50.00	750.00 - 850.00	600.00 - 700.00	450.00 - 550.00	-	60.00 - 80.00
Dambulla	180.00 - 200.00	500.00 - 550.00	160.00 - 200.00	-	40.00 - 42.00	650.00 - 700.00	550.00 - 560.00	350.00 - 360.00	20.00 - 25.00	60.00 - 80.00
Anuradhapura	200.00 - 260.00	500.00 - 600.00	180.00 - 200.00	28.00 - 35.00	40.00 - 50.00	720.00 - 810.00	540.00 - 630.00	350.00 - 450.00	-	70.00 - 100.00
Thambuththegama	200.00 - 240.00	520.00 - 600.00	200.00 - 230.00	32.00 - 38.00	48.00 - 50.00	825.00 - 900.00	660.00 - 780.00	-	-	50.00 - 70.00
Polonnaruwa	250.00 - 280.00	500.00 - 550.00	150.00 - 180.00	-	35.00 - 40.00	750.00 - 800.00	600.00 - 650.00	500.00 - 550.00	-	100.00 - 140.00
Kaluthara	200.00 - 220.00	480.00 - 500.00	180.00 - 200.00	30.00 - 32.00	36.00 - 38.00	-	500.00 - 540.00	380.00 - 420.00	-	80.00 - 100.00
Badulla	180.00 - 200.00	450.00 - 500.00	150.00 - 170.00	24.00 - 25.00	32.00 - 34.00	720.00 - 800.00	550.00 - 600.00	350.00 - 380.00	-	60.00 - 75.00
Keppetipola	180.00 - 200.00	460.00 - 500.00	160.00 - 170.00	30.00 - 34.00	48.00 - 52.00	-	540.00 - 560.00	350.00 - 380.00	-	70.00 - 80.00
Moneragala	150.00 - 180.00	400.00 - 450.00	130.00 - 150.00	20.00 - 24.00	25.00 - 30.00	750.00 - 800.00	-	-	-	50.00 - 60.00
Kegalle	180.00 - 200.00	540.00 - 560.00	180.00 - 200.00	20.00 - 25.00	25.00 - 30.00	550.00 - 650.00	450.00 - 500.00	350.00 - 400.00	-	80.00 - 90.00
Ampara	180.00 - 200.00	440.00 - 480.00	140.00 - 160.00	22.00 - 30.00	31.00 - 38.00	-	-	500.00 - 550.00	-	60.00 - 90.00
Dehiattakandiya	230.00 - 250.00	500.00 - 500.00	150.00 - 180.00	-	40.00 - 50.00	700.00 - 750.00	500.00 - 600.00	300.00 - 400.00	-	120.00 - 150.00
Nuwaraeliya	200.00 - 220.00	500.00 - 540.00	170.00 - 180.00	34.00 - 36.00	52.00 - 54.00	-	560.00 - 580.00	380.00 - 400.00	-	80.00 - 90.00
Kandy	230.00 - 250.00	550.00 - 580.00	170.00 - 200.00	25.00 - 28.00	40.00 - 45.00	650.00 - 700.00	400.00 - 450.00	300.00 - 320.00	35.00 - 40.00	80.00 - 100.00
Puttalam	180.00 - 250.00	450.00 - 550.00	200.00 - 250.00	25.00 - 35.00	-	700.00 - 850.00	650.00 - 680.00	-	-	65.00 - 80.00
Rathnapura	-	-	-	-	-	-	-	-	-	-
Hambantota	200.00 - 220.00	500.00 - 550.00	180.00 - 200.00	25.00 - 28.00	30.00 - 35.00	900.00 - 930.00	580.00 - 650.00	400.00 - 450.00	-	80.00 - 110.00
Matara	230.00 - 250.00	520.00 - 550.00	180.00 - 200.00	24.00 - 25.00	34.00 - 35.00	740.00 - 780.00	640.00 - 660.00	350.00 - 400.00	-	60.00 - 90.00
Galle	200.00 - 220.00	550.00 - 600.00	180.00 - 200.00	34.00 - 36.00	35.00 - 37.00	640.00 - 700.00	500.00 - 560.00	-	-	120.00 - 120.00
Tissamaharama	160.00 - 180.00	450.00 - 550.00	160.00 - 170.00	45.00 - 50.00	55.00 - 60.00	580.00 - 600.00	500.00 - 520.00	420.00 - 450.00	20.00 - 30.00	50.00 - 80.00
Meegoda (DEC)	200.00 - 200.00	490.00 - 520.00	180.00 - 200.00	40.00 - 42.00	40.00 - 42.00	680.00 - 765.00	520.00 - 585.00	400.00 - 450.00	-	65.00 - 70.00
Embilipitiya	120.00 - 150.00	400.00 - 500.00	150.00 - 170.00	30.00 - 40.00	35.00 - 40.00	500.00 - 600.00	400.00 - 450.00	300.00 - 350.00	40.00 - 50.00	50.00 - 100.00
Jaffna	120.00 - 130.00	330.00 - 355.00	100.00 - 125.00	-	36.00 - 37.00	900.00 - 950.00	650.00 - 800.00	500.00 - 600.00	-	100.00 - 120.00
Vavuniya	180.00 - 220.00	400.00 - 440.00	150.00 - 160.00	-	40.00 - 50.00	600.00 - 700.00	400.00 - 500.00	300.00 - 320.00	-	80.00 - 90.00
Mannar	180.00 - 200.00	400.00 - 450.00	140.00 - 160.00	22.00 - 26.00	26.00 - 30.00	650.00 - 700.00	550.00 - 600.00	450.00 - 500.00	-	60.00 - 80.00
Killinochchi	180.00 - 200.00	400.00 - 440.00	140.00 - 160.00	34.00 - 36.00	-	570.00 - 600.00	450.00 - 500.00	380.00 - 420.00	40.00 - 50.00	80.00 - 100.00
Mullaittivu	-	-	-	-	-	-	-	-	-	-
Batticaloa	180.00 - 220.00	480.00 - 500.00	150.00 - 160.00	30.00 - 35.00	-	580.00 - 600.00	480.00 - 500.00	360.00 - 400.00	-	90.00 - 100.00
Trincomalee	200.00 - 250.00	480.00 - 500.00	190.00 - 220.00	-	-	700.00 - 740.00	530.00 - 560.00	350.00 - 380.00	-	110.00 - 116.00
Veyangoda	220.00 - 250.00	500.00 - 600.00	180.00 - 230.00	20.00 - 25.00	31.00 - 44.00	750.00 - 760.00	550.00 - 600.00	450.00 - 450.00	-	80.00 - 120.00
Galenbindunuwewa	200.00 - 250.00	400.00 - 450.00	150.00 - 180.00	28.00 - 30.00	35.00 - 40.00	760.00 - 850.00	630.00 - 700.00	540.00 - 600.00	-	60.00 - 100.00
Bandarawela	220.00 - 240.00	480.00 - 520.00	160.00 - 180.00	24.00 - 26.00	30.00 - 32.00	-	560.00 - 600.00	380.00 - 400.00	-	70.00 - 80.00
Matale	190.00 - 210.00	480.00 - 540.00	160.00 - 180.00	-	35.00 - 40.00	700.00 - 750.00	500.00 - 540.00	320.00 - 350.00	-	60.00 - 80.00

Table 08 (Contd.)

LOCATIONS	Mango		Other Fruits							
	Vilad	Kohu	Papaw (Rs/Kg)	Passion	Wood Apple	Orange	Avocado	Slime Apple	Grapes (Rs/Kg)	King Coconut
Colombo	-	-	130.00 - 280.00	25.00 - 60.00	30.00 - 70.00	120.00 - 240.00	90.00 - 200.00	100.00 - 160.00	1400.00 - 2200.00	130.00 - 150.00
Gampaha	-	-	170.00 - 180.00	40.00 - 60.00	60.00 - 70.00	120.00 - 130.00	120.00 - 120.00	120.00 - 130.00	2300.00 - 2800.00	120.00 - 130.00
Kurunegala	30.00 - 50.00	20.00 - 30.00	100.00 - 130.00	50.00 - 60.00	50.00 - 80.00	100.00 - 120.00	100.00 - 120.00	100.00 - 100.00	1800.00 - 2000.00	100.00 - 120.00
Nikaweratiya	50.00 - 50.00	-	100.00 - 150.00	30.00 - 40.00	30.00 - 40.00	100.00 - 120.00	100.00 - 150.00	-	2300.00 - 2500.00	100.00 - 100.00
Dambulla	25.00 - 40.00	15.00 - 20.00	150.00 - 160.00	20.00 - 25.00	35.00 - 40.00	80.00 - 100.00	140.00 - 160.00	80.00 - 100.00	2200.00 - 2500.00	100.00 - 110.00
Anuradhapura	40.00 - 50.00	-	150.00 - 200.00	-	35.00 - 60.00	100.00 - 120.00	100.00 - 150.00	80.00 - 100.00	2300.00 - 2800.00	130.00 - 150.00
Thambuththegama	25.00 - 30.00	-	120.00 - 170.00	-	-	-	-	-	1800.00 - 2200.00	-
Polonnaruwa	50.00 - 80.00	-	150.00 - 180.00	-	40.00 - 60.00	-	90.00 - 100.00	-	2500.00 - 2800.00	120.00 - 130.00
Kaluthara	-	-	180.00 - 200.00	50.00 - 60.00	40.00 - 50.00	120.00 - 130.00	120.00 - 130.00	-	1700.00 - 1850.00	120.00 - 130.00
Badulla	40.00 - 45.00	20.00 - 25.00	150.00 - 170.00	40.00 - 45.00	45.00 - 55.00	80.00 - 100.00	80.00 - 90.00	70.00 - 80.00	2000.00 - 2300.00	120.00 - 130.00
Keppetipola	35.00 - 40.00	20.00 - 25.00	160.00 - 180.00	30.00 - 35.00	36.00 - 50.00	90.00 - 100.00	100.00 - 120.00	90.00 - 100.00	2200.00 - 2300.00	120.00 - 140.00
Moneragala	25.00 - 30.00	15.00 - 20.00	150.00 - 170.00	25.00 - 30.00	30.00 - 60.00	100.00 - 120.00	100.00 - 150.00	70.00 - 100.00	2500.00 - 2700.00	100.00 - 120.00
Kegalle	30.00 - 40.00	20.00 - 25.00	150.00 - 180.00	20.00 - 25.00	70.00 - 80.00	80.00 - 100.00	120.00 - 130.00	80.00 - 90.00	2000.00 - 2100.00	120.00 - 130.00
Ampara	30.00 - 50.00	-	160.00 - 180.00	-	20.00 - 25.00	-	-	-	1800.00 - 1800.00	120.00 - 130.00
Dehiattakandiya	90.00 - 90.00	-	180.00 - 200.00	50.00 - 60.00	40.00 - 50.00	80.00 - 100.00	170.00 - 180.00	-	2500.00 - 2800.00	100.00 - 130.00
Nuwaraeliya	40.00 - 45.00	24.00 - 26.00	180.00 - 200.00	38.00 - 42.00	45.00 - 55.00	110.00 - 130.00	120.00 - 130.00	90.00 - 110.00	2300.00 - 2500.00	110.00 - 130.00
Kandy	40.00 - 50.00	25.00 - 30.00	150.00 - 180.00	40.00 - 45.00	40.00 - 50.00	80.00 - 100.00	80.00 - 100.00	70.00 - 80.00	1900.00 - 2000.00	120.00 - 130.00
Puttalam	-	-	130.00 - 180.00	-	-	70.00 - 80.00	90.00 - 120.00	-	2400.00 - 2600.00	100.00 - 150.00
Hambantota	-	-	130.00 - 140.00	-	20.00 - 25.00	100.00 - 120.00	-	-	2000.00 - 2100.00	100.00 - 110.00
Rathnapura	-	-	-	-	-	-	-	-	-	-
Matara	-	-	150.00 - 160.00	33.00 - 36.00	38.00 - 42.00	120.00 - 130.00	110.00 - 116.00	55.00 - 60.00	2000.00 - 2000.00	110.00 - 130.00
Galle	60.00 - 80.00	-	150.00 - 200.00	65.00 - 70.00	40.00 - 50.00	120.00 - 120.00	150.00 - 160.00	85.00 - 100.00	1800.00 - 2400.00	110.00 - 150.00
Tissamaharama	30.00 - 35.00	-	130.00 - 160.00	30.00 - 40.00	25.00 - 30.00	180.00 - 190.00	-	35.00 - 40.00	1800.00 - 2100.00	110.00 - 130.00
Meegoda (DEC)	30.00 - 30.00	-	150.00 - 160.00	-	40.00 - 45.00	-	115.00 - 120.00	50.00 - 60.00	2000.00 - 2000.00	100.00 - 120.00
Embilipitiya	40.00 - 50.00	20.00 - 30.00	130.00 - 150.00	20.00 - 40.00	60.00 - 70.00	100.00 - 120.00	80.00 - 120.00	30.00 - 40.00	1500.00 - 2200.00	120.00 - 130.00
Jaffna	50.00 - 60.00	-	85.00 - 100.00	-	45.00 - 60.00	100.00 - 120.00	130.00 - 150.00	-	2650.00 - 2800.00	150.00 - 160.00
Vavuniya	30.00 - 38.00	-	100.00 - 140.00	30.00 - 40.00	30.00 - 35.00	-	-	-	2400.00 - 2500.00	100.00 - 140.00
Mannar	40.00 - 50.00	-	100.00 - 120.00	40.00 - 50.00	-	100.00 - 150.00	80.00 - 100.00	100.00 - 150.00	2100.00 - 2500.00	120.00 - 150.00
Killinochchi	30.00 - 40.00	-	100.00 - 120.00	30.00 - 40.00	30.00 - 40.00	-	-	-	2400.00 - 2500.00	100.00 - 110.00
Mullaitivu	-	-	-	-	-	-	-	-	-	-
Batticaloa	-	-	150.00 - 160.00	32.00 - 35.00	30.00 - 35.00	180.00 - 200.00	120.00 - 130.00	-	2000.00 - 2200.00	140.00 - 150.00
Trincomalee	56.00 - 62.00	-	120.00 - 140.00	50.00 - 54.00	42.00 - 47.00	-	-	-	2450.00 - 2500.00	130.00 - 140.00
Veyangoda	-	-	150.00 - 200.00	55.00 - 60.00	50.00 - 60.00	130.00 - 140.00	100.00 - 120.00	90.00 - 130.00	2000.00 - 2800.00	100.00 - 150.00
Galenbindunuwewa	-	-	120.00 - 150.00	-	-	-	-	-	2000.00 - 2500.00	120.00 - 150.00
Bandarawela	40.00 - 50.00	25.00 - 30.00	160.00 - 180.00	35.00 - 40.00	40.00 - 45.00	100.00 - 120.00	70.00 - 80.00	70.00 - 80.00	2200.00 - 2400.00	120.00 - 140.00
Matale	40.00 - 45.00	30.00 - 35.00	120.00 - 150.00	40.00 - 45.00	40.00 - 45.00	100.00 - 120.00	-	70.00 - 80.00	2000.00 - 2300.00	100.00 - 120.00

Table 09: Selected Markets: Wholesale Price of Fresh Fish & Eggs (Rs/Kg & Rs/Egg)

Week 47: 17 - 23 November 2023

Locations	Sea Fish					
	Salaya	Hurulla	Balaya	Kelawalla	Thora	Paraw
Colombo	150.00 – 250.00	300.00 – 500.00	600.00 – 740.00	1000.00 – 1250.00	1350.00 – 2000.00	1000.00 – 1300.00
Kandy	250.00 – 260.00	420.00 – 450.00	900.00 – 1000.00	1200.00 – 1300.00	1600.00 – 1700.00	950.00 – 1000.00
Kaluthara	280.00 – 300.00	400.00 – 460.00	660.00 – 700.00	1000.00 – 1100.00	-	1000.00 – 1100.00
Puttalam	180.00 – 220.00	300.00 – 400.00	600.00 – 700.00	950.00 – 1100.00	-	800.00 – 1000.00
Matara	160.00 – 200.00	320.00 – 350.00	900.00 – 950.00	1250.00 – 1350.00	-	-
Hambantota	200.00 – 260.00	400.00 – 450.00	800.00 – 850.00	950.00 – 1200.00	-	-
Galle	-	-	650.00 – 700.00	1000.00 – 1400.00	1200.00 – 1400.00	900.00 – 1200.00
Batticaloa	150.00 – 200.00	200.00 – 300.00	600.00 – 700.00	1200.00 – 1300.00	1200.00 – 1400.00	1200.00 – 1300.00
Trincomalee	135.00 – 160.00	160.00 – 180.00	550.00 – 650.00	1450.00 – 1550.00	1600.00 – 1700.00	800.00 – 900.00
Mannar	180.00 – 200.00	280.00 – 300.00	-	-	-	800.00 – 900.00

Locations	Sea Fish				Eggs	
	Mora	Shrimps	Thalapath	Teppeli	Brown	White
Colombo	950.00 – 1100.00	1600.00 – 1900.00	1300.00 – 2000.00	-	40.00 – 43.00	37.00 – 40.00
Kandy	1000.00 – 1100.00	1500.00 – 1550.00	1600.00 – 1700.00	-	40.00 – 42.00	39.00 – 41.00
Kaluthara	-	-	1300.00 – 1400.00	-	-	-
Puttalam	1100.00 – 1400.00	1000.00 – 1400.00	-	-	48.50 – 50.00	47.00 – 49.00
Matara	-	1750.00 – 1800.00	1400.00 – 1500.00	-	40.00 – 41.50	36.50 – 38.50
Hambantota	-	-	-	-	-	43.00 – 44.00
Galle	-	-	-	-	37.50 – 38.00	35.00 – 37.00
Batticaloa	1000.00 – 1100.00	1400.00 – 1500.00	1100.00 – 1200.00	-	43.00 – 44.00	44.00 – 44.00
Trincomalee	1000.00 – 1100.00	950.00 – 1000.00	-	-	45.00 – 46.00	43.00 – 46.00
Mannar	-	900.00 – 1000.00	-	-	43.00 – 44.00	40.00 – 41.00

Table 10: Selected Markets: Wholesale Price of Dried Fish (Rs/50Kg)

Week 47: 17 - 23 November 2023

Locations	Local Dried Fish					
	Sprats	Kattawa	Thora	Mora	Balaya	Anguluwa
Colombo	49000 – 62500	-	-	80000 – 90000	42000 – 46000	-
Kandy	55000 – 60000	-	-	87000 – 90000	45000 – 47500	-
Batticaloa	47500 – 50000	90000 – 95000	-	-	42500 – 45000	37500 – 40000
Trincomalee	43750 – 44500	-	-	-	44000 – 45000	48000 – 49000
Mannar	52000 – 52500	80000 – 82500	-	80000 – 85000	42500 – 45000	30000 – 32500

Locations	Local Dried Fish			Imported Dried Fish		
	Maduwa	Koduwa	Salaya	Sprats	Kattawa	Thora
Colombo	60000 – 67500	-	12500 – 17000	40000 – 47500	60000 – 65000	-
Kandy	69000 – 70000	-	21000 – 22000	47500 – 50000	70000 – 72500	-
Batticaloa	40000 – 42500	-	32500 – 35000	50000 – 52500	-	-
Trincomalee	38500 – 40000	-	19500 – 20000	38000 – 38500	88500 – 89000	-
Mannar	47500 – 50000	45000 – 47500	20000 – 22500	48000 – 50000	-	-

Locations	Imported Dried Fish					
	Mora	Balaya	Anguluwa	Maduwa	Koduwa	Salaya
Colombo	-	-	75000 – 78000	-	-	-
Kandy	-	-	-	-	-	-
Batticaloa	-	-	-	-	-	-
Trincomalee	-	-	-	-	-	-
Mannar	-	-	-	-	-	-

Table 11: Selected Markets: Retail Price of Fresh Fish & Eggs (Rs/Kg & Rs/Eggs)

Week 47: 17 - 23 November 2023

LOCATIONS	Sea Fish										Eggs								
	Salaya		Hurulla		Balaya		Kelawalla		Thora		Paraw		Mora		Thalapath		Brown		White
Colombo	300.00 - 600.00	500.00 - 800.00	860.00 - 1000.00	1500.00 - 2400.00	2000.00 - 3000.00	1300.00 - 2000.00	-	1800.00 - 3000.00	42.00 - 44.00	40.00 - 41.00									
Gampaha	400.00 - 500.00	600.00 - 600.00	-	2000.00 - 2000.00	-	-	-	2400.00 - 2400.00	45.00 - 45.00	40.00 - 45.00									
Kurunegala	360.00 - 460.00	560.00 - 600.00	1300.00 - 1400.00	1800.00 - 1900.00	-	-	-	2300.00 - 2400.00	46.00 - 47.00	40.00 - 45.00									
Nikaweratiya	400.00 - 600.00	900.00 - 900.00	900.00 - 1000.00	2000.00 - 2000.00	-	1600.00 - 2000.00	-	2400.00 - 2400.00	40.00 - 45.00	40.00 - 45.00									
Dambulla	300.00 - 350.00	500.00 - 600.00	900.00 - 1000.00	1900.00 - 2000.00	2200.00 - 2300.00	1500.00 - 1600.00	1600.00 - 1700.00	2000.00 - 2200.00	42.00 - 43.00	40.00 - 42.00									
Anuradhapura	380.00 - 400.00	600.00 - 700.00	940.00 - 1000.00	1900.00 - 2000.00	2000.00 - 2000.00	1300.00 - 1400.00	-	2200.00 - 2300.00	-	40.00 - 43.00									
Thambuththegama	300.00 - 300.00	460.00 - 460.00	900.00 - 1000.00	2000.00 - 2200.00	-	1100.00 - 1100.00	2000.00 - 2000.00	-	-	-									35.00 - 43.00
Polonnaruwa	300.00 - 400.00	500.00 - 550.00	1200.00 - 1400.00	1700.00 - 1800.00	2000.00 - 2200.00	1200.00 - 1400.00	1700.00 - 1800.00	2000.00 - 2200.00	-	43.00 - 46.00									
Kaluthara	420.00 - 460.00	640.00 - 680.00	860.00 - 900.00	1650.00 - 1750.00	-	1500.00 - 1600.00	-	1900.00 - 2100.00	-	40.00 - 42.00									
Badulla	300.00 - 400.00	480.00 - 600.00	900.00 - 1100.00	1700.00 - 2000.00	-	1400.00 - 1600.00	1500.00 - 1600.00	2100.00 - 2200.00	44.00 - 45.00	42.00 - 43.00									
Keppetipola	380.00 - 400.00	520.00 - 540.00	1000.00 - 1200.00	1700.00 - 1800.00	-	1500.00 - 1600.00	1600.00 - 1700.00	2300.00 - 2400.00	45.00 - 48.00	43.00 - 46.00									
Moneragala	380.00 - 400.00	600.00 - 700.00	900.00 - 1000.00	1950.00 - 2000.00	2300.00 - 2400.00	-	-	2500.00 - 2600.00	42.00 - 44.00	40.00 - 43.00									
Kegalle	500.00 - 600.00	600.00 - 750.00	1400.00 - 1600.00	1800.00 - 1950.00	-	1800.00 - 1900.00	1600.00 - 1700.00	2000.00 - 2100.00	46.00 - 52.00	44.00 - 47.00									
Ampara	280.00 - 300.00	-	-	2000.00 - 2000.00	-	-	-	2000.00 - 2400.00	43.00 - 46.00	40.00 - 46.00									
Dehiattakandiya	250.00 - 300.00	500.00 - 700.00	1200.00 - 1500.00	1500.00 - 1500.00	-	-	-	-	39.00 - 45.00	39.00 - 40.00									
Nuwaraeliya	400.00 - 420.00	550.00 - 560.00	1100.00 - 1200.00	1900.00 - 2000.00	2700.00 - 2800.00	1600.00 - 1700.00	1700.00 - 1800.00	2450.00 - 2500.00	46.00 - 49.00	45.00 - 47.00									
Kandy	380.00 - 400.00	560.00 - 600.00	1100.00 - 1250.00	1800.00 - 2000.00	2400.00 - 2500.00	1400.00 - 1600.00	1500.00 - 1600.00	2100.00 - 2200.00	44.00 - 45.00	43.00 - 44.00									
Puttalam	250.00 - 300.00	400.00 - 500.00	700.00 - 800.00	1100.00 - 1350.00	-	1000.00 - 1200.00	1350.00 - 1600.00	-	47.00 - 50.00	46.00 - 49.00									
Hambantota	300.00 - 350.00	500.00 - 600.00	1500.00 - 1600.00	2200.00 - 2400.00	-	-	-	-	-	44.00 - 45.00									
Rathnapura	-	-	-	-	-	-	-	-	-	-									
Matara	300.00 - 360.00	550.00 - 600.00	1400.00 - 1600.00	2200.00 - 2300.00	-	-	-	2200.00 - 2250.00	42.00 - 44.00	40.00 - 42.00									
Galle	400.00 - 400.00	500.00 - 600.00	1000.00 - 1200.00	2200.00 - 2400.00	2000.00 - 2200.00	1600.00 - 1800.00	1800.00 - 2000.00	2000.00 - 2400.00	38.00 - 40.00	36.00 - 50.00									
Tissamaharama	250.00 - 300.00	450.00 - 500.00	1500.00 - 1600.00	1800.00 - 2000.00	-	1200.00 - 1400.00	-	2000.00 - 2200.00	40.00 - 40.00	39.00 - 42.00									
Meegoda	400.00 - 400.00	600.00 - 600.00	-	-	-	1700.00 - 1800.00	-	-	44.00 - 44.00	39.00 - 42.00									
Embilipitiya	350.00 - 450.00	500.00 - 600.00	1150.00 - 1250.00	2000.00 - 2400.00	2000.00 - 2200.00	1500.00 - 1600.00	1300.00 - 1400.00	2000.00 - 2200.00	45.00 - 46.00	40.00 - 43.00									
Jaffna	300.00 - 340.00	500.00 - 530.00	-	-	2000.00 - 2100.00	1450.00 - 1600.00	2000.00 - 2100.00	-	45.00 - 47.00	43.00 - 44.00									
Vavuniya	400.00 - 450.00	-	1000.00 - 1200.00	-	-	1200.00 - 1300.00	-	-	44.00 - 46.00	43.00 - 44.00									
Mannar	250.00 - 300.00	450.00 - 500.00	700.00 - 800.00	-	-	1000.00 - 1100.00	1800.00 - 2200.00	-	45.00 - 46.00	42.00 - 43.00									
Killinochchi	300.00 - 350.00	-	950.00 - 1000.00	-	-	1200.00 - 1300.00	-	-	44.00 - 45.00	43.00 - 44.00									
Mullaittivu	-	-	-	-	-	-	-	-	-	-									
Batticaloa	250.00 - 300.00	400.00 - 500.00	1400.00 - 1500.00	2000.00 - 2200.00	2100.00 - 2200.00	2000.00 - 2100.00	2000.00 - 2100.00	1900.00 - 2000.00	45.00 - 46.00	46.00 - 46.00									
Trincomalee	250.00 - 280.00	260.00 - 300.00	1200.00 - 1300.00	1900.00 - 2000.00	2200.00 - 2300.00	1500.00 - 1600.00	1750.00 - 1850.00	-	46.00 - 50.00	45.00 - 48.00									
Veyangoda	500.00 - 500.00	800.00 - 800.00	-	2000.00 - 2000.00	-	-	2000.00 - 2000.00	2400.00 - 2400.00	41.00 - 42.00	40.00 - 45.00									
Galenbindunuwewa	400.00 - 400.00	800.00 - 800.00	800.00 - 900.00	2200.00 - 2200.00	2600.00 - 2600.00	2200.00 - 2200.00	1800.00 - 1800.00	2200.00 - 2200.00	-	43.00 - 45.00									
Bandarawela	380.00 - 400.00	600.00 - 650.00	950.00 - 1000.00	1800.00 - 2000.00	-	1400.00 - 1500.00	-	2200.00 - 2400.00	42.00 - 44.00	40.00 - 42.00									
Matale	360.00 - 440.00	600.00 - 700.00	900.00 - 1000.00	1800.00 - 1900.00	2000.00 - 2200.00	1500.00 - 1600.00	1400.00 - 1500.00	2000.00 - 2100.00	43.00 - 45.00	41.00 - 42.00									

Table 12: Selected Markets: Retail Price of Dried Fish (Rs/Kg)

Week 47: 17 - 23 November 2023

LOCATIONS	Dried Fish													
	Sprats-Imported		Kattawa		Thora		Mora		Balaya		Anguluwa		Salaya	
Colombo	1100.00	1300.00	2000.00	2600.00	-	-	2000.00	2600.00	1400.00	2000.00	1800.00	2800.00	800.00	1000.00
Gampaha	1120.00	1400.00	2200.00	2600.00	2800.00	3000.00	2200.00	2600.00	1500.00	1520.00	2000.00	2200.00	900.00	960.00
Kurunegala	1200.00	1200.00	1800.00	2200.00	3000.00	3000.00	2100.00	2200.00	1200.00	1400.00	1700.00	1800.00	700.00	800.00
Nikaweratiya	1200.00	1400.00	2000.00	2000.00	-	-	1800.00	2000.00	1200.00	1200.00	2000.00	2200.00	800.00	1000.00
Dambulla	1100.00	1200.00	2000.00	2200.00	-	-	2000.00	2200.00	-	-	1500.00	1600.00	-	-
Anuradhapura	1200.00	1400.00	2300.00	2400.00	-	-	2000.00	2400.00	1000.00	1600.00	2400.00	2400.00	800.00	1000.00
Thambuththegama	1100.00	1200.00	1850.00	2000.00	-	-	-	-	1000.00	1200.00	-	-	800.00	800.00
Polonnaruwa	1200.00	1300.00	1800.00	1900.00	2800.00	2800.00	2200.00	2300.00	1000.00	1100.00	-	-	-	-
Kaluthara	1200.00	1300.00	1900.00	2000.00	-	-	2100.00	2200.00	1400.00	1500.00	1900.00	2000.00	800.00	900.00
Badulla	1200.00	1300.00	2300.00	2400.00	-	-	2100.00	2200.00	1200.00	1400.00	-	-	800.00	900.00
Keppetipola	1200.00	1300.00	2300.00	2400.00	-	-	2250.00	2350.00	1280.00	1300.00	2100.00	2200.00	900.00	1000.00
Moneragala	1200.00	1400.00	2000.00	2200.00	-	-	2000.00	2200.00	1400.00	1500.00	2000.00	2200.00	800.00	1000.00
Kegalle	1000.00	1100.00	2000.00	2150.00	-	-	2000.00	2100.00	1000.00	1250.00	-	-	-	-
Ampara	1000.00	1200.00	1750.00	2400.00	-	-	2000.00	2200.00	1050.00	1480.00	-	-	-	-
Dehiattakandiya	1200.00	1400.00	2400.00	2400.00	-	-	2200.00	2200.00	1600.00	1600.00	-	-	-	-
Nuwaraeliya	1260.00	1300.00	2350.00	2450.00	-	-	2200.00	2300.00	1450.00	1500.00	2200.00	2300.00	1000.00	1100.00
Kandy	1200.00	1400.00	2300.00	2400.00	-	-	2300.00	2400.00	1500.00	1600.00	1900.00	2000.00	900.00	950.00
Puttalam	1040.00	1200.00	1800.00	2400.00	2400.00	2600.00	1800.00	2200.00	1000.00	1200.00	900.00	1200.00	500.00	600.00
Hambantota	1250.00	1350.00	1700.00	1800.00	-	-	-	-	1400.00	1500.00	2200.00	2300.00	-	-
Rathnapura	-	-	-	-	-	-	-	-	-	-	-	-	-	-
Matara	1150.00	1225.00	1800.00	2000.00	3000.00	3000.00	2000.00	2200.00	1200.00	1300.00	2000.00	2200.00	-	-
Galle	1200.00	1400.00	2000.00	2200.00	2400.00	2600.00	1800.00	2200.00	1200.00	1500.00	1800.00	2000.00	800.00	1000.00
Tissamaharama	1000.00	1350.00	1800.00	2000.00	-	-	2000.00	2000.00	1000.00	1350.00	2150.00	2150.00	-	-
Meegoda	1150.00	1200.00	1800.00	2000.00	2800.00	2800.00	2000.00	2200.00	1100.00	1200.00	1800.00	2000.00	1000.00	1000.00
Embilipitiya	1100.00	1350.00	1850.00	2000.00	-	-	2000.00	2200.00	1200.00	1500.00	2000.00	2300.00	-	-
Jaffna	1200.00	1400.00	2100.00	2300.00	2900.00	3000.00	2300.00	2500.00	1300.00	1600.00	1100.00	1300.00	-	-
Vavuniya	-	-	1800.00	1900.00	-	-	2000.00	2200.00	1100.00	1200.00	1000.00	1200.00	-	-
Mannar	1100.00	1200.00	1700.00	2000.00	-	-	1800.00	2100.00	1000.00	1100.00	700.00	800.00	500.00	600.00
Killinochchi	1100.00	1200.00	2400.00	2500.00	-	-	-	-	1800.00	1900.00	1200.00	1400.00	1000.00	1100.00
Mullaittivu	-	-	-	-	-	-	-	-	-	-	-	-	-	-
Batticaloa	1100.00	1200.00	2000.00	2100.00	-	-	2300.00	2400.00	1000.00	1100.00	950.00	1000.00	800.00	900.00
Trincomalee	1150.00	1200.00	1950.00	2200.00	-	-	-	-	1050.00	1100.00	1050.00	1150.00	580.00	620.00
Veyangoda	1000.00	1200.00	1800.00	2000.00	-	-	2000.00	2200.00	1000.00	1200.00	1800.00	2000.00	1000.00	1000.00
Galenbindunuwewa	1100.00	1400.00	2000.00	2200.00	-	-	2200.00	2400.00	1000.00	1400.00	2600.00	2600.00	800.00	1000.00
Bandarawela	1200.00	1400.00	2200.00	2400.00	-	-	2000.00	2200.00	1300.00	1400.00	-	-	800.00	1000.00
Matale	1100.00	1200.00	2300.00	2400.00	3000.00	3100.00	2200.00	2300.00	1200.00	1300.00	1900.00	2000.00	700.00	800.00

Table 13: Selected Markets: Retail Price of Meat (Rs/Kg)

Week 47: 17 - 23 November 2023

LOCATIONS	Meat	Meat (Chicken)		Meat	
	Beef	Broiler	Curry	Mutton	Pork
Colombo	2200.00 - 2500.00	1080.00 - 1280.00	1160.00 - 1400.00	3200.00 - 3300.00	1300.00 - 1600.00
Gampaha	2200.00 - 2200.00	1150.00 - 1150.00	1300.00 - 1300.00	3300.00 - 3300.00	1300.00 - 1300.00
Kurunegala	2000.00 - 2000.00	1060.00 - 1100.00	-	3000.00 - 3000.00	1280.00 - 1300.00
Nikaweratiya	2400.00 - 2400.00	1150.00 - 1200.00	-	-	-
Dambulla	-	1100.00 - 1150.00	-	-	1500.00 - 1500.00
Anuradhapura	2000.00 - 2200.00	1150.00 - 1220.00	1300.00 - 1300.00	-	1400.00 - 1500.00
Thambuththegama	2000.00 - 2200.00	950.00 - 1120.00	1100.00 - 1300.00	-	1450.00 - 1500.00
Polonnaruwa	1800.00 - 1800.00	1200.00 - 1300.00	-	-	1800.00 - 1800.00
Kaluthara	2100.00 - 2200.00	1100.00 - 1120.00	1360.00 - 1380.00	-	1400.00 - 1500.00
Badulla	1800.00 - 2000.00	1200.00 - 1300.00	1450.00 - 1500.00	2800.00 - 3000.00	-
Keppetipola	2000.00 - 2200.00	1100.00 - 1260.00	1200.00 - 1380.00	2900.00 - 3000.00	-
Moneragala	2100.00 - 2100.00	1100.00 - 1250.00	-	2800.00 - 2800.00	1500.00 - 1600.00
Kegalle	2200.00 - 2200.00	1100.00 - 1250.00	-	2900.00 - 3000.00	1750.00 - 1850.00
Ampara	2000.00 - 2000.00	925.00 - 1050.00	1100.00 - 1100.00	-	1800.00 - 1800.00
Dehiattakandiya	-	1100.00 - 1200.00	-	-	1280.00 - 1500.00
Nuwaraeliya	2000.00 - 2200.00	1150.00 - 1200.00	1260.00 - 1320.00	3000.00 - 3200.00	1600.00 - 1700.00
Kandy	2200.00 - 2200.00	1050.00 - 1080.00	1350.00 - 1400.00	3000.00 - 3000.00	1450.00 - 1500.00
Puttalam	2200.00 - 2300.00	920.00 - 1100.00	-	3400.00 - 3400.00	-
Hambantota	-	1150.00 - 1180.00	-	-	-
Rathnapura	-	-	-	-	-
Matara	-	1150.00 - 1160.00	-	-	-
Galle	2200.00 - 2200.00	1150.00 - 1200.00	1400.00 - 1450.00	3200.00 - 3200.00	-
Tissamaharama	-	1100.00 - 1200.00	-	2800.00 - 2800.00	1600.00 - 1750.00
Meegoda	-	1080.00 - 1150.00	1450.00 - 1500.00	-	1400.00 - 1400.00
Embilipitiya	2150.00 - 2200.00	950.00 - 1100.00	1250.00 - 1320.00	2900.00 - 3000.00	1450.00 - 1600.00
Jaffna	2000.00 - 2100.00	1150.00 - 1200.00	1450.00 - 1550.00	3450.00 - 3500.00	-
Vavuniya	2000.00 - 2200.00	1400.00 - 1500.00	-	2900.00 - 2950.00	-
Mannar	1700.00 - 1900.00	1300.00 - 1400.00	1700.00 - 1800.00	-	-
Killinochchi	1900.00 - 1950.00	1300.00 - 1350.00	1550.00 - 1600.00	3000.00 - 3200.00	-
Mullaittivu	-	-	-	-	-
Batticaloa	1700.00 - 1800.00	1100.00 - 1200.00	1400.00 - 1500.00	-	-
Trincomalee	1850.00 - 1900.00	1050.00 - 1150.00	1520.00 - 1550.00	-	-
Veyangoda	2200.00 - 2200.00	1100.00 - 1100.00	1200.00 - 1200.00	3000.00 - 3000.00	1300.00 - 1300.00
Galenbindunuwewa	1900.00 - 1900.00	1100.00 - 1170.00	-	-	1500.00 - 1500.00
Bandarawela	2000.00 - 2200.00	1200.00 - 1250.00	-	3000.00 - 3200.00	-
Matale	2100.00 - 2200.00	1100.00 - 1150.00	1350.00 - 1400.00	2900.00 - 3000.00	1500.00 - 1600.00

Table 14: Colombo: Wholesale Prices (Rs/Kg or Rs/Pieces)

Week 47: 17 - 23 November 2023

COMMODITY	Range	Average Price			Change Compared to		COMMODITY	Range	Average Price			Change Compared to	
		This Week	Last Week	Last Year	Last Week (%)	Last Year (%)			This Week	Last Week	Last Year	Last Week (%)	Last Year (%)
Rice							Coconut						
Local							Large	95.00 - 110.00	103.00	100.00	87.00	3.00	18.39
Samba 1	228.00 - 230.00	229.78	229.20	218.00	0.25	5.40	Small	85.00 - 95.00	89.50	86.25	77.00	3.77	16.23
Samba 2	225.00 - 226.00	225.22	225.00	209.30	0.10	7.61							
Keeri Samba	300.00 - 315.00	307.50	307.50	233.00	0.00	31.97	Fruits (Rs/Fruit)						
Nadu 1	210.00 - 215.00	211.67	210.00	207.90	0.79	1.81	Plantain						
Nadu 2	205.00 - 206.00	205.11	205.00	200.70	0.05	2.20	Ambul (Rs/Kg)	150.00 - 200.00	176.92	165.00	147.50	7.23	19.95
Raw (Red)	180.00 - 190.00	185.56	183.75	203.70	0.98	-8.91	Kolikuttu (Rs/Kg)	440.00 - 500.00	466.43	444.62	354.55	4.91	31.56
Raw (White)	200.00 - 210.00	206.67	206.67	193.90	0.00	6.58	Seeni (Rs/Kg)	120.00 - 170.00	145.00	138.33	112.50	4.82	28.89
Imported							Anamalu	25.00 - 30.00	27.33	25.67	16.92	6.49	61.52
Samba	.	.	.	190.00	.	.	Ambun	30.00 - 34.00	32.00	30.00	20.00	6.67	60.00
Nadu	.	.	.	167.10	.	.	Papaw(Rs/Kg)	60.00 - 120.00	86.15	92.50	270.00	-6.86	-68.09
Raw (Red)	Passion Fruit	15.00 - 20.00	17.83	23.73	35.67	-24.84	-50.00
Raw (White)	.	.	.	161.10	.	.	Pineapple Large	480.00 - 550.00	511.25	514.44	446.25	-0.62	14.57
Dried Chillies							Pineapple Medium	380.00 - 450.00	411.25	414.44	357.14	-0.77	15.15
Imported	1000.00 - 1100.00	1037.14	1026.67	1564.50	1.02	-33.71	Pineapple Small	280.00 - 350.00	311.25	314.44	266.25	-1.02	16.90
Onion							Mango						
Sinnan	Betti	18.00 - 22.00	20.00	25.25	.	-20.79	.
Vedalan	350.00 - 380.00	362.50	385.00	568.57	-5.84	-36.24	Karthakolomban	30.00 - 60.00	44.00	51.43	122.00	-14.44	-63.93
Imported	440.00 - 450.00	445.71	433.13	536.00	2.91	-16.84	Vilad	27.00 - 30.00	27.60	28.00	61.67	-1.43	-55.24
Big Onion							Kohu
Imported	140.00 - 260.00	195.00	189.38	221.00	2.97	-11.76	Other						
Local							Wood Apple	22.00 - 26.00	23.75	22.55	18.00	5.34	31.94
Potato							Orange	.	.	124.00	110.00	.	.
Welimada	250.00 - 280.00	265.00	247.14	335.00	7.23	-20.90	Avocado	80.00 - 160.00	115.00	113.85	104.55	1.01	10.00
N'Eliya	290.00 - 300.00	295.71	265.00	360.00	11.59	-17.86	Slime Apple	.	.	68.33	40.50	.	.
Imported	160.00 - 260.00	191.11	199.00	193.00	-3.96	-0.98	Grapes (Imp., Rs/Kg)	1000.00 - 1150.00	1071.43	1087.50	1514.29	-1.48	-29.25
Pulses							King Coconut	80.00 - 100.00	88.00	100.00	104.44	-12.00	-15.74
Green Gram	700.00 - 750.00	738.33	731.88	987.00	0.88	-25.19	Sea Fish						
Cowpea (White)	950.00 - 960.00	951.67	953.57	932.50	-0.20	2.06	Salaya	150.00 - 250.00	210.00	208.00	464.00	0.96	-54.74
Cowpea (Red)	950.00 - 1000.00	980.00	977.14	1075.00	0.29	-8.84	Hurulla	300.00 - 500.00	398.00	458.00	670.00	-13.10	-40.60
Red Dhal	285.00 - 300.00	295.00	298.13	355.00	-1.05	-16.90	Balaya	600.00 - 740.00	680.00	673.00	666.00	1.04	2.10
Vegetable							Kelawalla	1000.00 - 1250.00	1148.00	1350.00	1309.00	-14.96	-12.30
Beans (Butter)	Thora	1350.00 - 2000.00	1675.00	1535.00	2040.00	9.12	-17.89
Beans(Green)	350.00 - 550.00	438.00	355.00	386.00	23.38	13.47	Paraw	1000.00 - 1300.00	1149.00	1020.00	1127.78	12.65	1.88
Carrot	200.00 - 250.00	219.00	282.00	343.00	-22.34	-36.15	Mora	950.00 - 1100.00	1002.00	949.00	862.50	5.58	16.17
Leeks	100.00 - 150.00	120.00	158.00	309.00	-24.05	-61.17	Shrimps	1600.00 - 1900.00	1738.00	1563.00	1518.00	11.20	14.49
Beetroot	180.00 - 280.00	229.09	171.67	249.00	33.45	-8.00	Thalapath	1300.00 - 2000.00	1630.00	1615.00	1775.00	0.93	-8.17
Knolkhol	180.00 - 250.00	205.00	198.00	210.00	3.54	-2.38	Eggs						
Raddish	150.00 - 230.00	192.00	152.00	139.00	26.32	38.13	Brown	40.00 - 43.00	41.25	42.75	50.00	-3.51	-17.50
Cabbage	150.00 - 250.00	220.00	217.50	147.00	1.15	49.66	White	37.00 - 40.00	38.50	39.75	49.50	-3.14	-22.22
Tomato	200.00 - 300.00	267.00	260.00	281.00	2.69	-4.98	Dried Fish						
Ladies Fingers	130.00 - 230.00	178.00	171.00	156.00	4.09	14.10	Sprats	980.00 - 1250.00	1113.64	1122.00	1048.18	-0.75	6.24
Brinjal	200.00 - 350.00	269.00	348.00	392.00	-22.70	-31.38	Sprats (Imported)	800.00 - 950.00	883.33	866.67	931.54	1.92	-5.17
Capsicum	500.00 - 600.00	553.00	574.00	785.00	-3.66	-29.55	Kattawa
Pumpkin	80.00 - 100.00	88.00	94.00	113.00	-6.38	-22.12	Kattawa (Imported)	1200.00 - 1300.00	1261.00	1260.00	1695.00	0.08	-25.60
Cucumber	120.00 - 160.00	142.00	98.00	58.00	44.90	144.83	Thora
Bitter Gourd	500.00 - 550.00	522.00	481.00	373.00	8.52	39.95	Thora (Imported)
Snake Gourd	250.00 - 300.00	279.00	304.00	294.00	-8.22	-5.10	Mora	1600.00 - 1800.00	1696.00	1746.00	1839.00	-2.86	-7.78
Drumstick	400.00 - 600.00	503.08	392.00	231.00	28.34	117.78	Mora (Imported)
Luffa	250.00 - 300.00	282.00	296.00	196.00	-4.73	43.88	Balaya	840.00 - 920.00	899.09	891.00	773.00	0.91	16.31
Long Beans	250.00 - 300.00	288.33	288.00	236.00	0.12	22.18	Balaya (Imported)
Ash Plantain	200.00 - 250.00	224.00	231.00	190.00	-3.03	17.89	Anguluwa
Green Chillies	400.00 - 550.00	462.00	446.00	158.00	3.59	192.41	Anguluwa (Imported)	1500.00 - 1560.00	1542.73	1541.11	1691.67	0.10	-8.80
Lime	1300.00 - 1600.00	1440.00	1660.00	249.00	-13.25	478.31	Maduwa	1200.00 - 1350.00	1290.00	1345.00	1207.78	-4.09	6.81
Root Crops							Maduwa (Imported)
Sweet Potato	80.00 - 100.00	90.00	88.00	127.00	2.27	-29.13	Koduwa
Manioc	100.00 - 120.00	110.91	94.55	104.00	17.31	6.64	Koduwa (Imported)
Leafy Vegetable							Salaya	250.00 - 340.00	299.09	285.83	800.00	4.64	-62.61
Mukunuwenna	40.00 - 50.00	45.00	50.00	57.00	-10.00	-21.05	Salaya (Imported)
Kankun	40.00 - 50.00	45.00	50.00	57.00	-10.00	-21.05							
Gotukola (Rs/Kg)	150.00 - 160.00	153.75	155.00	228.00	-0.81	-32.57							

This Week: Week 47: 17 - 23 November 2023

Last Week: Week 46: 10 - 16 November 2023

Table 15: Colombo &Suburbs: Retail Prices (Rs/Kg or Rs/Piece)

Week 47: 17 - 23 November 2023

COMMODITY	Range	Average Price			Change Compared to		COMMODITY	Range	Average Price			Change Compared to	
		This Week	Last Week	Last Year	Last Week (%)	Last Year (%)			This Week	Last Week	Last Year	Last Week (%)	Last Year (%)
<u>Rice</u>													
Local													
Samba 1	230.00 - 240.00	235.88	235.33	230.00	0.55	2.56	Large	100.00 - 120.00	116.80	115.76	103.54	1.04	12.80
Samba 2	230.00 - 230.00	230.00	230.00	222.42	0.00	3.41	Small	90.00 - 100.00	93.75	93.10	86.55	0.65	8.32
Keeri Samba	-	-	-	260.59	-	-	<u>Fruits (Rs/Fruit)</u>						
Nadu 1	220.00 - 230.00	225.00	224.62	228.79	0.38	-1.66	Plantain						
Nadu 2	220.00 - 220.00	220.00	219.91	217.71	0.09	1.05	Ambul (Rs/Kg)	200.00 - 280.00	235.00	228.08	194.21	6.92	21.00
Raw (Red)	190.00 - 210.00	202.12	201.38	223.94	0.74	-9.75	Kolikuttu (Rs/Kg)	500.00 - 650.00	586.30	568.33	428.18	17.96	36.93
Raw (White)	210.00 - 220.00	212.80	212.14	220.29	0.66	-3.40	Seeni (Rs/Kg)	150.00 - 260.00	214.44	207.14	174.47	7.30	22.91
Imported													
Samba	-	-	-	212.65	-	-	Anamalu	30.00 - 43.00	35.50	36.52	24.50	-1.02	44.90
Nadu	-	-	-	192.94	-	-	Ambun	40.00 - 58.00	48.21	49.08	29.83	-0.87	61.59
Raw (Red)	-	-	-	-	-	-	Papaw(Rs/Kg)	130.00 - 280.00	196.43	207.14	331.52	-10.71	-40.75
Raw (White)	-	-	-	182.81	-	-	Passion Fruit	25.00 - 60.00	48.24	60.56	51.10	-12.32	-5.61
<u>Dried Chillies</u>													
Imported	1100.00 - 1500.00	1345.19	1319.64	1809.38	25.54	-25.65	Pineapple Large	500.00 - 680.00	590.00	597.06	541.94	-7.06	8.87
<u>Onion</u>													
Sinnan	-	-	-	-	-	-	Pineapple Medium	430.00 - 550.00	491.36	497.14	440.00	-5.78	11.67
Vedalan	400.00 - 650.00	565.22	617.41	677.14	-52.19	-16.53	Pineapple Small	350.00 - 500.00	416.96	419.05	357.92	-2.09	16.50
Imported	400.00 - 600.00	600.00	-	625.48	-	-4.07	Mango						
<u>Big Onion</u>													
Imported	260.00 - 320.00	297.86	292.73	298.75	5.13	-0.30	Betti	-	-	-	-	-	-
Local	-	-	-	354.29	-	-	Karthakolomban	85.00 - 160.00	119.62	120.67	133.46	-1.05	-10.37
<u>Potato</u>													
Welimada	300.00 - 380.00	328.89	311.67	369.52	17.22	-11.00	Vilad	-	-	65.83	97.00	-	-
N'Eliya	400.00 - 440.00	412.50	368.00	449.06	44.50	-8.14	Kohu	-	-	-	-	-	-
Imported	195.00 - 260.00	224.40	225.83	237.06	-1.43	-5.34	<u>Other</u>						
<u>Pulses</u>													
Green Gram	1000.00 - 1200.00	1120.83	1107.14	1206.25	13.69	-7.08	Wood Apple	30.00 - 70.00	53.82	52.54	47.78	1.28	12.64
Cowpea (White)	1000.00 - 1200.00	1175.00	1171.43	1175.86	3.57	-0.07	Orange	120.00 - 240.00	175.29	144.67	140.00	30.63	25.21
Cowpea (Red)	1000.00 - 1300.00	1187.88	1177.69	1160.00	10.19	2.40	Avocado	90.00 - 200.00	124.41	116.67	150.00	7.75	-17.06
Red Dhal	320.00 - 380.00	340.83	341.43	387.30	-0.60	-12.00	Slime Apple	100.00 - 160.00	125.33	119.09	110.48	6.24	13.45
<u>Vegetable</u>													
Beans (Butter)	-	-	-	-	-	-	Grapes (Imp., Rs/Kg)	1400.00 - 2200.00	1973.68	1990.48	2100.00	-16.79	-6.02
Beans(Green)	450.00 - 800.00	627.59	520.00	536.13	107.59	17.06	King Coconut	130.00 - 150.00	145.00	146.00	132.61	-1.00	9.34
Carrot	220.00 - 480.00	393.79	441.03	473.79	-47.24	-16.89	<u>Sea Fish</u>						
Leeks	160.00 - 400.00	285.20	290.94	422.07	-5.74	-32.43	Salaya	300.00 - 600.00	456.50	355.29	626.54	101.21	-27.14
Beetroot	260.00 - 480.00	380.69	325.15	398.28	55.54	-4.42	Hurulla	500.00 - 800.00	607.00	634.21	849.05	-27.21	-28.51
Knolkhol	240.00 - 600.00	404.78	341.00	400.00	63.78	1.20	Balaya	860.00 - 1000.00	948.57	956.92	1225.33	-8.35	-22.59
Raddish	180.00 - 400.00	312.31	279.09	270.71	33.22	15.36	Kelawalla	1500.00 - 2400.00	1925.45	1943.16	2134.74	-17.70	-9.80
Cabbage	220.00 - 480.00	385.67	365.15	320.36	20.52	20.39	Thora	2000.00 - 3000.00	2557.14	2375.00	2902.50	182.14	-11.90
Tomato	280.00 - 520.00	411.67	395.63	394.29	16.04	4.41	Paraw	1300.00 - 2000.00	1831.25	1780.00	2010.00	51.25	-8.89
Ladies Fingers	220.00 - 420.00	348.93	308.71	265.71	40.22	31.32	Mora	-	-	-	1344.29	-	-
Brinjal	340.00 - 600.00	474.83	507.27	523.93	-32.45	-9.37	Shrimps	2000.00 - 2400.00	2057.89	2000.00	1803.85	57.89	14.08
Capsicum	550.00 - 1100.00	843.79	820.94	1011.85	22.86	-16.61	Thalpath	1800.00 - 3000.00	2615.00	2505.00	2638.46	110.00	-0.89
Pumpkin	120.00 - 240.00	180.36	176.67	226.55	3.69	-20.39	<u>Eggs</u>						
Cucumber	140.00 - 320.00	249.33	207.58	154.07	41.76	61.83	Brown	42.00 - 44.00	43.00	44.16	51.17	-1.16	-15.96
Bitter Gourd	540.00 - 800.00	706.79	686.25	530.69	20.54	33.18	White	40.00 - 41.00	40.56	41.84	50.17	-1.28	-19.14
Snake Gourd	320.00 - 600.00	456.21	428.13	420.71	28.08	8.44	<u>Dried Fish</u>						
Drumstick	480.00 - 820.00	666.67	580.31	410.00	86.35	62.60	Sprats	1800.00 - 2000.00	1907.69	1937.50	2010.00	-29.81	-5.09
Luffa	300.00 - 600.00	497.41	444.19	386.79	53.21	28.60	Sprats (Imported)	1100.00 - 1300.00	1219.23	1208.70	1490.32	10.54	-18.19
Long Beans	320.00 - 560.00	445.71	409.39	390.67	36.32	14.09	Kattawa	2000.00 - 2600.00	2326.92	2150.00	2606.90	176.92	-10.74
Ash Plantain	260.00 - 480.00	406.55	353.82	281.43	52.73	44.46	Thora	-	-	-	-	-	-
Green Chillies	500.00 - 1000.00	791.00	762.73	367.33	28.27	115.34	Mora	2000.00 - 2600.00	2300.00	2330.00	2617.24	-30.00	-12.12
Lime	1400.00 - 2400.00	1984.62	2154.84	459.23	-170.22	332.16	Balaya	1400.00 - 2000.00	1752.00	1650.00	1507.69	102.00	16.20
<u>Root Crops</u>													
Sweet Potato	130.00 - 320.00	234.67	210.33	233.33	24.33	0.57	Anguluwa	1800.00 - 2800.00	2420.83	2271.43	2566.67	149.40	-5.68
Manioc	130.00 - 260.00	205.60	205.33	203.45	0.27	1.06	Maduwa	-	-	-	1900.00	-	-
<u>Leafy Vegetable</u>													
Mukunuwenna	50.00 - 80.00	75.65	70.00	80.48	5.65	-5.99	Koduwa	-	-	-	-	-	-
Kankun	50.00 - 80.00	75.65	70.00	80.48	5.65	-5.99	Salaya	800.00 - 1000.00	878.26	838.10	1184.00	40.17	-25.82
Gotukola	60.00 - 100.00	90.80	100.00	118.10	-9.20	-23.11	<u>Meat</u>						
Beef (without Bones)													
Chicken (Broiler)													
Chicken (Curry)													
Mutton													
Pork													

This Week: Week 47: 17 - 23 November 2023
Last Week: Week 46: 10 - 16 November 2023

Table 16: Farmgate/Producer Prices of Food Commodities in Selected Producing Areas (Rs/Kg)

Week 47: 17 - 23 November 2023

COMMODITY	Range	Average Price	COMMODITY	Range	Average Price	COMMODITY	Range	Average Price
<u>Paddy</u>			<u>Vegetable (Up Country)</u>			<u>Snake Gourd</u>		
Short Grain			Beans			Dambulla	240.00 – 260.00	252.00
A'pura	123.00 – 130.00	125.80	Dambulla	350.00 – 370.00	356.00	Hambantota	280.00 – 320.00	300.00
P'narawa	125.00 – 129.00	126.67	Welimada	380.00 – 400.00	390.00	Embilipitiya	220.00 – 240.00	232.00
Kalawewa	123.00 – 130.00	127.20	Badulla	375.00 – 420.00	399.00	Matara	-	
Kurunegala	125.00 – 130.00	127.75	Carrot			A'pura	250.00 – 270.00	258.00
Dehiattakandiya	123.00 – 125.00	124.33	N'Eliya	255.00 – 265.00	261.00	Luffa		
Nikaweratiya	124.00 – 130.00	127.29	Welimada	245.00 – 255.00	249.00	Dambulla	300.00 – 320.00	307.50
Ampara	120.00 – 122.00	120.67	Hanguranketha	280.00 – 290.00	285.00	Hambantota	300.00 – 320.00	307.50
Long Grain (White)			Leeks			Embilipitiya	250.00 – 270.00	258.00
A'pura	116.00 – 118.00	116.80	N'Eliya	95.00 – 105.00	101.00	Matara	-	
P'narawa	114.00 – 116.00	115.17	Welimada	100.00 – 105.00	102.00	A'pura	300.00 – 320.00	308.00
Kalawewa	115.00 – 118.00	116.20	Beetroot			Green Chillies		
Kurunegala	116.00 – 118.00	117.00	N'Eliya	200.00 – 215.00	208.00	Dambulla	490.00 – 530.00	512.00
Dehiattakandiya	112.00 – 116.00	113.67	Dambulla	200.00 – 230.00	216.67	Hambantota	-	
Embilipitiya	-		Kurunegala	-		Embilipitiya	650.00 – 680.00	665.00
Nikaweratiya	117.00 – 120.00	118.29	Welimada	195.00 – 205.00	200.00	Puttalam	400.00 – 520.00	465.00
Hambantota	-		Hanguranketha	-		A'pura	480.00 – 520.00	496.00
Ampara	115.00 – 120.00	118.00	Knol Khol			Pumpkin		
Long Grain (Red)			N'Eliya	210.00 – 215.00	213.00	Dambulla	72.00 – 82.00	77.60
Matara	105.00 – 110.00	107.50	Welimada	200.00 – 205.00	202.00	Hambantota	60.00 – 80.00	72.50
Hambantota	105.00 – 112.00	108.75	Hanguranketha	180.00 – 190.00	183.33	Embilipitiya	70.00 – 80.00	75.00
Embilipitiya	105.00 – 106.00	105.50	Raddish			Matara	45.00 – 55.00	51.25
Keeri Samba			N'Eliya	115.00 – 125.00	120.00	A'pura	70.00 – 80.00	74.00
A'pura	145.00 – 155.00	150.00	Welimada	95.00 – 105.00	99.00	Moneragala	70.00 – 80.00	74.00
P'narawa	155.00 – 157.00	155.83	Hambantota	130.00 – 150.00	140.00	Cucumber		
Kalawewa	145.00 – 155.00	149.60	Hanguranketha	-		A'pura	100.00 – 120.00	108.00
Kurunegala	145.00 – 155.00	150.00	Cabbage			Dambulla	100.00 – 120.00	113.00
Dehiattakandiya	153.00 – 155.00	154.33	N'Eliya	195.00 – 205.00	200.00	Hambantota	60.00 – 80.00	70.00
Red Onion			Welimada	150.00 – 165.00	157.00	Matara	65.00 – 75.00	70.00
Puttalam	-		Badulla	175.00 – 200.00	182.00	Long Beans		
Jaffna	-		Hanguranketha	150.00 – 155.00	152.50	Dambulla	240.00 – 260.00	254.00
Big Onion			Tomato			Hambantota	-	
Dambulla	230.00 – 250.00	242.50	Welimada	170.00 – 180.00	175.00	Embilipitiya	250.00 – 270.00	258.00
Kalawewa	-		Hambantota	-		Matara	230.00 – 240.00	233.33
A'pura	-		Dambulla	220.00 – 240.00	230.00	A'pura	280.00 – 300.00	288.00
Potato			Hanguranketha	180.00 – 185.00	182.50	Ash Plantain		
N'Eliya	240.00 – 250.00	246.00	Vegetable (Low Country)			Hambantota	120.00 – 140.00	132.50
Badulla	210.00 – 230.00	219.00	Ladies Fingers			Embilipitiya	175.00 – 190.00	182.00
Welimada	220.00 – 230.00	225.00	A'pura	140.00 – 160.00	148.00	Matara	135.00 – 150.00	143.75
Pulses			Dambulla	120.00 – 130.00	125.00	Lime		
Green Gram			Hambantota	180.00 – 220.00	202.00	Hambantota	-	
Hambantota	-		Embilipitiya	180.00 – 200.00	192.00	Embilipitiya	850.00 – 900.00	882.50
Moneragala	550.00 – 580.00	562.00	Matara	140.00 – 160.00	150.00	Moneragala	1100.00 – 1200.00	1140.00
Embilipitiya	650.00 – 660.00	655.00	Brinjal			Fruits (Rs/Kg)		
Nikaweratiya	550.00 – 600.00	575.00	A'pura	240.00 – 260.00	248.00	Banana		
A'pura	560.00 – 600.00	580.00	Dambulla	250.00 – 310.00	286.00	Ambul		
Cowpea			Hambantota	-		Moneragala	90.00 – 100.00	94.00
Hambantota	-		Embilipitiya	250.00 – 280.00	268.00	Embilipitiya	80.00 – 110.00	96.00
Nikaweratiya	600.00 – 650.00	633.33	Matara	220.00 – 250.00	230.00	Hambantota	130.00 – 140.00	135.00
Moneragala	850.00 – 900.00	870.00	Welimada	170.00 – 180.00	176.00	Kolikuttu		
Embilipitiya	875.00 – 900.00	887.50	Capsicum			Moneragala	280.00 – 300.00	288.00
Maize			Badulla	-		Embilipitiya	320.00 – 400.00	360.00
A'pura	130.00 – 135.00	132.50	Welimada	560.00 – 600.00	584.00	Hambantota	-	
Kalawewa	-		Bitter Gourd			Papaw		
Gingelly			A'pura	480.00 – 500.00	488.00	Moneragala	80.00 – 100.00	88.00
A'pura	600.00 – 650.00	625.00	Dambulla	480.00 – 530.00	507.50	Embilipitiya	70.00 – 80.00	76.00
Kalawewa	-		Hambantota	-		Hambantota	70.00 – 90.00	80.00
Black Gram			Embilipitiya	420.00 – 520.00	476.00	Pineapple		
A'pura	900.00 – 950.00	925.00	Matara	-		Divulapitiya	-	
Kalawewa	-							

Annex 01 - Colombo Markets: Retail Prices of Rice and Subsidiary Food Crops (Rs/Kg)

Week 47: 17 - 23 November 2023

28

CROP	PELIYAGODA	MAHARAGAMA	KIRULAPONE	NUGEGODA	NARAHENPITA	DEMATAGODA	THOTALANGA	KADAWATHA	KIRIBATHGODA
<u>Rice</u>									
Local									
Samba 1	-	230.00 - 240.00	230.00 - 240.00	230.00 - 240.00	-	230.00 - 230.00	230.00 - 240.00	230.00 - 240.00	230.00 - 240.00
Samba 2	230.00 - 230.00	-	-	230.00 - 230.00	230.00 - 230.00	230.00 - 230.00	-	230.00 - 230.00	230.00 - 230.00
Keeri Samba	-	-	-	-	-	-	-	-	-
Nadu 1	-	220.00 - 220.00	220.00 - 220.00	220.00 - 230.00	-	220.00 - 230.00	220.00 - 230.00	220.00 - 220.00	220.00 - 230.00
Nadu 2	220.00 - 220.00	220.00 - 220.00	220.00 - 220.00	220.00 - 220.00	220.00 - 220.00	-	220.00 - 220.00	-	220.00 - 220.00
Raw (Red)	190.00 - 200.00	190.00 - 200.00	190.00 - 210.00	200.00 - 210.00	200.00 - 210.00	210.00 - 210.00	190.00 - 200.00	200.00 - 210.00	200.00 - 210.00
Raw (White)	210.00 - 215.00	210.00 - 210.00	210.00 - 220.00	210.00 - 210.00	210.00 - 220.00	210.00 - 210.00	210.00 - 220.00	210.00 - 210.00	210.00 - 215.00
Imported									
Samba	-	-	-	-	-	-	-	-	-
Nadu	-	-	-	-	-	-	-	-	-
Raw (Red)	-	-	-	-	-	-	-	-	-
Raw (White)	-	-	-	-	-	-	-	-	-
<u>Dried Chillies</u>									
Imported	1100.00 - 1300.00	1300.00 - 1400.00	1300.00 - 1400.00	1500.00 - 1500.00	1400.00 - 1400.00	1500.00 - 1500.00	1300.00 - 1400.00	1200.00 - 1300.00	1200.00 - 1300.00
<u>Red Onion</u>									
Sinnan	-	-	-	-	-	-	-	-	-
Vedalan	520.00 - 600.00	640.00 - 640.00	600.00 - 640.00	600.00 - 650.00	600.00 - 650.00	580.00 - 600.00	-	400.00 - 420.00	400.00 - 420.00
Imported	-	-	-	-	-	-	400.00 - 480.00	480.00 - 500.00	500.00 - 600.00
<u>Big Onion</u>									
Imported	280.00 - 300.00	320.00 - 320.00	300.00 - 300.00	300.00 - 320.00	300.00 - 320.00	280.00 - 300.00	280.00 - 280.00	260.00 - 300.00	300.00 - 320.00
Local	-	-	-	-	-	-	-	-	-
<u>Potato</u>									
Welimada	340.00 - 340.00	-	360.00 - 360.00	-	340.00 - 340.00	-	-	300.00 - 320.00	300.00 - 380.00
N'Eliya	400.00 - 420.00	400.00 - 400.00	400.00 - 400.00	440.00 - 440.00	400.00 - 400.00	400.00 - 400.00	-	-	-
Imported	195.00 - 240.00	220.00 - 240.00	200.00 - 240.00	240.00 - 240.00	240.00 - 260.00	240.00 - 240.00	200.00 - 220.00	240.00 - 260.00	220.00 - 260.00
<u>Pulses</u>									
Green Gram	1000.00 - 1200.00	1100.00 - 1200.00	1000.00 - 1100.00	1200.00 - 1200.00	1200.00 - 1200.00	1000.00 - 1000.00	1000.00 - 1000.00	1000.00 - 1000.00	1000.00 - 1200.00
Cowpea (White)	1000.00 - 1200.00	1200.00 - 1200.00	1200.00 - 1200.00	1200.00 - 1200.00	1200.00 - 1200.00	1200.00 - 1200.00	1000.00 - 1200.00	1100.00 - 1200.00	1100.00 - 1200.00
Cowpea (Red)	1000.00 - 1200.00	1200.00 - 1300.00	1200.00 - 1200.00	1200.00 - 1200.00	1200.00 - 1200.00	1200.00 - 1300.00	1000.00 - 1200.00	1100.00 - 1200.00	1100.00 - 1200.00
Red Dhal	320.00 - 340.00	340.00 - 340.00	330.00 - 360.00	340.00 - 360.00	340.00 - 360.00	340.00 - 340.00	320.00 - 320.00	340.00 - 380.00	340.00 - 380.00

Annex 02 - Colombo Markets: Retail Prices of Vegetables (Rs/Kg) and Coconut (Rs/Nut)

Week 47: 17 - 23 November 2023

29

CROP	PELIYAGODA	MAHARAGAMA	KIRULAPONE	NUGEGODA	NARAHENPITA	DEMATAGODA	THOTALANGA	KADAWATHA	KIRIBATHGODA
<i>Vegetable</i>									
Beans	500.00 - 560.00	660.00 - 720.00	630.00 - 680.00	720.00 - 800.00	650.00 - 680.00	740.00 - 800.00	450.00 - 480.00	460.00 - 480.00	600.00 - 600.00
Carrot	220.00 - 280.00	400.00 - 480.00	420.00 - 480.00	320.00 - 480.00	360.00 - 420.00	320.00 - 380.00	300.00 - 320.00	380.00 - 400.00	460.00 - 480.00
Leeks	160.00 - 200.00	400.00 - 400.00	300.00 - 330.00	360.00 - 400.00	300.00 - 320.00	240.00 - 260.00	240.00 - 240.00	300.00 - 320.00	400.00 - 400.00
Beetroot	260.00 - 300.00	320.00 - 480.00	400.00 - 440.00	400.00 - 440.00	320.00 - 360.00	460.00 - 480.00	260.00 - 280.00	400.00 - 400.00	450.00 - 480.00
Knolkhol	240.00 - 280.00	440.00 - 480.00	560.00 - 600.00	360.00 - 400.00	350.00 - 360.00	400.00 - 420.00	300.00 - 350.00	480.00 - 480.00	600.00 - 600.00
Raddish	180.00 - 250.00	320.00 - 340.00	320.00 - 330.00	360.00 - 400.00	320.00 - 380.00	340.00 - 340.00	200.00 - 240.00	300.00 - 320.00	400.00 - 400.00
Cabbage	220.00 - 300.00	360.00 - 480.00	400.00 - 480.00	400.00 - 450.00	360.00 - 420.00	400.00 - 420.00	280.00 - 320.00	380.00 - 400.00	450.00 - 480.00
Tomato	300.00 - 360.00	460.00 - 520.00	400.00 - 480.00	400.00 - 480.00	360.00 - 400.00	400.00 - 440.00	280.00 - 340.00	400.00 - 400.00	500.00 - 520.00
Ladies Fingers	220.00 - 300.00	320.00 - 400.00	340.00 - 400.00	400.00 - 420.00	320.00 - 360.00	320.00 - 340.00	240.00 - 280.00	400.00 - 400.00	420.00 - 420.00
Brinjal	340.00 - 360.00	480.00 - 560.00	460.00 - 530.00	480.00 - 600.00	400.00 - 480.00	540.00 - 600.00	350.00 - 400.00	380.00 - 400.00	580.00 - 600.00
Capsicum	550.00 - 660.00	900.00 - 900.00	800.00 - 1100.00	800.00 - 1000.00	650.00 - 800.00	1000.00 - 1100.00	650.00 - 700.00	900.00 - 1000.00	850.00 - 850.00
Pumpkin	120.00 - 150.00	230.00 - 240.00	220.00 - 240.00	200.00 - 240.00	150.00 - 160.00	240.00 - 240.00	120.00 - 160.00	160.00 - 200.00	200.00 - 240.00
Cucumber	140.00 - 240.00	230.00 - 280.00	180.00 - 240.00	280.00 - 320.00	200.00 - 280.00	300.00 - 320.00	200.00 - 260.00	200.00 - 240.00	300.00 - 320.00
Bitter Gourd	550.00 - 650.00	540.00 - 720.00	600.00 - 800.00	680.00 - 800.00	700.00 - 800.00	600.00 - 800.00	600.00 - 750.00	800.00 - 800.00	800.00 - 800.00
Snake Gourd	320.00 - 360.00	400.00 - 480.00	460.00 - 540.00	400.00 - 600.00	400.00 - 480.00	400.00 - 420.00	320.00 - 400.00	480.00 - 480.00	600.00 - 600.00
Drumstick	550.00 - 600.00	800.00 - 800.00	540.00 - 600.00	760.00 - 800.00	650.00 - 820.00	480.00 - 540.00	500.00 - 500.00	600.00 - 600.00	800.00 - 800.00
Luffa	320.00 - 450.00	460.00 - 560.00	420.00 - 600.00	540.00 - 600.00	500.00 - 560.00	-	300.00 - 350.00	600.00 - 600.00	600.00 - 600.00
Long Beans	330.00 - 400.00	420.00 - 560.00	420.00 - 480.00	420.00 - 560.00	460.00 - 480.00	-	320.00 - 400.00	400.00 - 400.00	500.00 - 520.00
Ash Plantain	260.00 - 320.00	400.00 - 400.00	400.00 - 480.00	460.00 - 480.00	340.00 - 360.00	460.00 - 480.00	280.00 - 300.00	460.00 - 480.00	480.00 - 480.00
Green Chillies	500.00 - 600.00	640.00 - 800.00	800.00 - 800.00	900.00 - 1000.00	800.00 - 820.00	1000.00 - 1000.00	600.00 - 700.00	900.00 - 900.00	800.00 - 800.00
Lime	1600.00 - 1800.00	2000.00 - 2200.00	2000.00 - 2200.00	2000.00 - 2400.00	2000.00 - 2200.00	2000.00 - 2200.00	1600.00 - 1800.00	2300.00 - 2300.00	1400.00 - 1400.00
<i>Root Crops</i>									
Sweet Potato	130.00 - 160.00	200.00 - 240.00	280.00 - 280.00	240.00 - 320.00	220.00 - 240.00	320.00 - 320.00	140.00 - 160.00	200.00 - 220.00	300.00 - 320.00
Manioc	130.00 - 180.00	200.00 - 240.00	240.00 - 260.00	220.00 - 240.00	200.00 - 240.00	200.00 - 200.00	140.00 - 170.00	200.00 - 200.00	180.00 - 200.00
<i>Leafy Vegetable</i>									
Mukunuwenna	50.00 - 50.00	80.00 - 80.00	70.00 - 70.00	80.00 - 80.00	80.00 - 80.00	80.00 - 80.00	80.00 - 80.00	80.00 - 80.00	80.00 - 80.00
Kankun	50.00 - 50.00	80.00 - 80.00	70.00 - 70.00	80.00 - 80.00	80.00 - 80.00	80.00 - 80.00	80.00 - 80.00	80.00 - 80.00	80.00 - 80.00
Gotukola	80.00 - 80.00	100.00 - 100.00	100.00 - 100.00	100.00 - 100.00	100.00 - 100.00	100.00 - 100.00	60.00 - 60.00	60.00 - 60.00	70.00 - 70.00
<i>Coconut</i>									
Large	100.00 - 100.00	120.00 - 120.00	120.00 - 120.00	120.00 - 120.00	120.00 - 120.00	120.00 - 120.00	120.00 - 120.00	120.00 - 120.00	120.00 - 120.00
Small	90.00 - 90.00	90.00 - 90.00	90.00 - 90.00	90.00 - 90.00	100.00 - 100.00	100.00 - 100.00	90.00 - 100.00	90.00 - 100.00	90.00 - 100.00

Annex 03 - Colombo Markets: Retail Prices of Fruits (Rs/Fruit)

Week 47: 17 - 23 November 2023

30

CROP	PELIYAGODA		MAHARAGAMA		KIRULAPONE		NUGEGODA		NARAHENPITA		DEMATAGODA		THOTALANGA		KADAWATHA		KIRIBATHGODA	
<i>Plantain</i>																		
Ambul (Rs/Kg)	200.00	250.00	260.00	280.00	280.00	280.00	240.00	240.00	200.00	250.00	200.00	240.00	200.00	220.00	200.00	220.00	200.00	260.00
Kolikuttu (Rs/Kg)	500.00	600.00	580.00	650.00	550.00	650.00	500.00	550.00	550.00	600.00	600.00	650.00	600.00	650.00	600.00	650.00	550.00	600.00
Seeni (Rs/Kg)	150.00	200.00	200.00	240.00	250.00	260.00	240.00	240.00	200.00	230.00	200.00	220.00	180.00	220.00	200.00	220.00	200.00	240.00
Anamalu	31.00	31.00	37.00	40.00	40.00	43.00	35.00	41.00	37.00	37.00	37.00	37.00	30.00	32.00	31.00	32.00	32.00	32.00
Ambun	41.00	46.00	50.00	53.00	55.00	58.00	50.00	55.00	50.00	50.00	50.00	50.00	40.00	42.00	41.00	41.00	42.00	42.00
<i>Pineapple</i>																		
Large	500.00	550.00	600.00	620.00	650.00	680.00	600.00	650.00	520.00	600.00	500.00	550.00	550.00	600.00	580.00	620.00	530.00	550.00
Medium	430.00	450.00	500.00	540.00	550.00	550.00	520.00	550.00	450.00	500.00	430.00	450.00	450.00	500.00	500.00	550.00	450.00	500.00
Small	400.00	400.00	450.00	480.00	400.00	450.00	500.00	500.00	350.00	400.00	380.00	400.00	380.00	430.00	450.00	480.00	400.00	430.00
<i>Mango</i>																		
Betti	-	-	-	-	-	-	-	-	-	-	-	-	-	-	-	-	-	-
Karthakolomban	85.00	100.00	130.00	130.00	150.00	160.00	150.00	160.00	130.00	130.00	130.00	130.00	120.00	130.00	120.00	150.00	100.00	100.00
Vilad	-	-	-	-	-	-	-	-	-	-	-	-	-	-	-	-	-	-
Kohu	-	-	-	-	-	-	-	-	-	-	-	-	-	-	-	-	-	-
<i>Other Fruits</i>																		
Wood Apple	30.00	36.00	68.00	70.00	70.00	70.00	60.00	70.00	40.00	70.00	36.00	40.00	40.00	60.00	40.00	60.00	60.00	70.00
Orange	-	-	180.00	200.00	240.00	240.00	200.00	240.00	160.00	200.00	120.00	120.00	120.00	140.00	120.00	140.00	160.00	160.00
Avocado	90.00	120.00	-	-	140.00	200.00	160.00	200.00	140.00	145.00	90.00	100.00	90.00	100.00	100.00	100.00	100.00	120.00
Slime Apple	140.00	140.00	120.00	120.00	140.00	140.00	120.00	120.00	120.00	120.00	100.00	120.00	100.00	120.00	120.00	120.00	160.00	160.00
Grapes (Rs/Kg)	1400.00	1500.00	2000.00	2000.00	1800.00	2000.00	2000.00	2200.00	2000.00	2000.00	-	-	2000.00	2200.00	2000.00	2200.00	2000.00	2200.00
Papaw (Rs/Kg)	130.00	200.00	240.00	240.00	260.00	280.00	220.00	240.00	200.00	220.00	200.00	240.00	150.00	200.00	180.00	200.00	150.00	200.00
Passion	25.00	40.00	50.00	50.00	50.00	60.00	-	-	40.00	40.00	-	-	50.00	60.00	60.00	60.00	60.00	60.00
King Coconut	130.00	150.00	130.00	150.00	150.00	150.00	150.00	150.00	150.00	150.00	150.00	150.00	130.00	150.00	150.00	150.00	150.00	150.00

Annex 04 - Colombo Markets: Retail Prices of Sea Fish and Dried Fish (Rs/Kg)

Week 47: 17 - 23 November 2023

CROP	PELIYAGODA	MAHARAGAMA	KIRULAPONE	NUGEGODA	NARAHENPITA	DEMATAGODA	THOTALANGA	KADAWATHA	KIRIBATHGODA
<i>Sea Fish</i>									
Salaya	300.00 - 350.00	580.00 - 600.00	600.00 - 600.00	600.00 - 600.00	400.00 - 400.00	400.00 - 440.00	380.00 - 400.00	380.00 - 400.00	380.00 - 400.00
Hurulla	500.00 - 520.00	800.00 - 800.00	700.00 - 700.00	800.00 - 800.00	600.00 - 600.00	600.00 - 600.00	600.00 - 600.00	580.00 - 600.00	580.00 - 600.00
Balaya	860.00 - 880.00	-	-	-	-	1000.00 - 1000.00	-	-	900.00 - 1000.00
Kelawalla	1500.00 - 1540.00	2300.00 - 2400.00	1800.00 - 2000.00	2000.00 - 2200.00	2400.00 - 2400.00	2000.00 - 2000.00	1800.00 - 2000.00	2000.00 - 2200.00	1800.00 - 2000.00
Thora	2000.00 - 2200.00	2400.00 - 2600.00	2800.00 - 3000.00	3000.00 - 3000.00	2800.00 - 2800.00	2800.00 - 3000.00	-	-	-
Paraw	1300.00 - 1400.00	2000.00 - 2000.00	-	2000.00 - 2000.00	1800.00 - 1800.00	1600.00 - 1800.00	1800.00 - 2000.00	1800.00 - 2000.00	1800.00 - 1800.00
Mora	-	-	-	-	-	-	-	-	-
Shrimps Small	2300.00 - 2400.00	2000.00 - 2000.00	2000.00 - 2000.00	2000.00 - 2000.00	2000.00 - 2000.00	2000.00 - 2000.00	2000.00 - 2000.00	2000.00 - 2000.00	2000.00 - 2000.00
Talapath	1800.00 - 2000.00	2800.00 - 3000.00	2600.00 - 3000.00	2600.00 - 2800.00	2900.00 - 2900.00	2600.00 - 2600.00	2600.00 - 2800.00	2600.00 - 2800.00	2600.00 - 2800.00
<i>Eggs (Rs/Egg)</i>									
Brown	43.00 - 43.00	44.00 - 44.00	44.00 - 44.00	44.00 - 44.00	43.00 - 43.00	-	42.00 - 42.00	42.00 - 42.00	42.00 - 42.00
White	41.00 - 41.00	41.00 - 41.00	40.00 - 41.00	41.00 - 41.00	41.00 - 41.00	-	40.00 - 40.00	40.00 - 40.00	40.00 - 40.00
<i>Dried Fish</i>									
Sprats	1800.00 - 2000.00	1800.00 - 2000.00	1800.00 - 2000.00	1800.00 - 2000.00	1800.00 - 1800.00	1800.00 - 1800.00	1800.00 - 2000.00	1800.00 - 2000.00	1800.00 - 2000.00
Kattawa	2000.00 - 2400.00	2200.00 - 2400.00	2200.00 - 2400.00	2500.00 - 2600.00	2000.00 - 2000.00	2000.00 - 2000.00	2200.00 - 2300.00	2400.00 - 2500.00	2500.00 - 2600.00
Thora	-	-	-	-	-	-	-	-	-
Mora	2200.00 - 2400.00	2400.00 - 2400.00	2400.00 - 2500.00	2500.00 - 2500.00	2400.00 - 2400.00	2000.00 - 2200.00	-	-	2600.00 - 2600.00
Balaya	1800.00 - 1800.00	1800.00 - 1800.00	1800.00 - 1800.00	1600.00 - 1800.00	1800.00 - 1800.00	2000.00 - 2000.00	1400.00 - 1600.00	1400.00 - 1600.00	2000.00 - 2000.00
Anguluwa	2600.00 - 2800.00	2600.00 - 2800.00	2600.00 - 2800.00	2400.00 - 2600.00	2000.00 - 2000.00	1800.00 - 1800.00	2200.00 - 2200.00	2200.00 - 2400.00	2400.00 - 2400.00
Salaya	800.00 - 900.00	900.00 - 900.00	900.00 - 900.00	900.00 - 900.00	900.00 - 1000.00	800.00 - 900.00	900.00 - 1000.00	800.00 - 900.00	800.00 - 800.00
<i>Meat</i>									
Beef (without Bones)	-	2500.00 - 2500.00	2500.00 - 2500.00	-	2200.00 - 2200.00	-	2200.00 - 2200.00	-	-
Chicken (Broiler)	1250.00 - 1250.00	1250.00 - 1250.00	1250.00 - 1250.00	1280.00 - 1280.00	1150.00 - 1150.00	1080.00 - 1080.00	1240.00 - 1240.00	1240.00 - 1240.00	1240.00 - 1240.00
Chicken (Curry)	1400.00 - 1400.00	1400.00 - 1400.00	1400.00 - 1400.00	1400.00 - 1400.00	1200.00 - 1200.00	1160.00 - 1160.00	1300.00 - 1300.00	1300.00 - 1300.00	1300.00 - 1300.00
Mutton	-	3200.00 - 3200.00	3200.00 - 3200.00	3200.00 - 3200.00	3200.00 - 3200.00	3200.00 - 3200.00	3200.00 - 3200.00	3200.00 - 3200.00	3300.00 - 3300.00
Pork	-	1500.00 - 1500.00	1600.00 - 1600.00	-	-	-	-	1300.00 - 1300.00	1300.00 - 1300.00

Annex 05 : Food Composition of Selected Food Commodities

Commodity	Energy (kcal/100g)	Protein (g/100g)	Total fat (g/100g)	Retinol Eq (µ g/100g)	Vit B2 (mg/100g)	Vit B6 (mg/100g)	Folate (µg/100g)	Vit C (mg/100g)	Calcium (mg/100g)	Magnesium (mg/100g)	Iron (mg/100g)	Zinc (mg/100g)
Rice												
Rice - (white Kekulu - normal)	361	9.88	1.52	-	0.03	0.09	10.67	-	6.94	26.29	1.22	1.5
Rice - (white Kekulu Samba)	355	8.81	1.53	-	0.03	0.09	8.11	-	9.82	30.48	0.92	1.7
Rice - (Red Kekulu - normal)	366	8.64	2.12	-	0.05	0.1	8.39	-	4.73	31.7	0.88	1.84
Rice -Samba	369	6.86	2.45	-	0.05	0.13	12.79	-	8.71	37.26	1.18	1.49
Rice - Nadu White	366	7.76	1.48	-	0.03	0.12	9.35	-	4.57	20.1	0.64	1.61
Dried chilies	233	12.68	6.41	437	0.84	0.42	46.83	NA	107	231	5.39	1.65
Onion												
Big onions	48	1.67	0.24	0.16	0.01	0.1	32.99	7.58	14.82	16.94	0.45	0.25
Red onions	55	2.13	0.15	0.18	0.02	0.13	30.15	14.26	20.37	19.32	0.31	0.28
Potatoes	71	1.67	0.25		0.01	0.09	14.31	20.5	9.83	23.84	0.46	0.29
Pulses												
Green gram	290	21.97	0.93	19.5	0.28	0.33	135	NA	98.96	146	4.15	2.86
White cowpea	320	21.25	1.14	1.36	0.09	0.26	249	NA	84.1	213	5.04	3.57
Red cowpea	320	20.24	1.08	0.96	0.11	0.27	273	NA	81.83	194	4.95	3.4
Red Dhal	319	23.09	0.77	1.06	1.6	0.22	55	NA	41.27	66.63	7.45	3.34
Vegetables												
Beans	46	3.95	0.15	6.64	0.1	0.3	45.2	7.02	35.68	45.56	0.7	0.59
Carrot	30	0.85	0.45	1240	0.03	0.1	24.71	5.93	27.65	11.7	0.59	0.25
Leeks	30	1.74	0.49	18.56	0.02	0.19	42.63	4.65	29.28	11.77	1.49	0.43
Beetroot	31	2.12	0.15	1.52	0.01	0.09	108	4.51	20.29	34.88	0.77	0.29
Knolkhol	16	1.69	0.34		0.05	0.19	12.7	77.64	40.09	19.35	0.23	0.18
Radish	29	0.75	0.11		0.02	0.09	18.09	12.13	35.64	13.56	0.38	0.16
Cabbage	21	1.35	0.14	3.35	0.05	0.14	52.66	29.62	56.85	18.47	0.33	0.16

Tomatoes	20	0.88	0.56	165	0.03	0.09	20.16	25.58	9.69	14.93	0.31	0.12
Ladies fingers	26	2.06	0.19	12.41	0.08	0.28	70.62	24.48	92.26	55.23	0.96	0.44
Brinjal (Pandora Striped)	29	1.49	0.31	23	0.12	0.09	30.99	1.49	18.95	18	0.32	0.19
Brinjal (Chinese eggplant)	24	1.28	0.33	16.83	0.12	0.11	32.94	3.37	14.4	21.18	0.28	0.16
Capsicum	23	1.22	0.34	38.96	0.03	0.29	28.65	49.63	12.65	11.21	0.21	0.31
Pumpkin (Common)	31	0.86	0.3	30.41	0.02	0.09	17.72	8.73	18.75	9.93	0.49	0.25
Cucumber	19	0.98	0.24	0.58	0.01	0.08	19.66	4.08	22.1	18.22	0.67	0.21
Bitter gourd	19	1.47	0.23	55.08	0.05	0.06	53.1	46.89	25.19	35.81	1.75	0.26
Snake gourd (Dark green)	11	0.82	0.25	10.41	0.03	0.12	18.09	3.54	26.83	25.84	0.41	0.11
Snake gourd (Pale green)	11	0.89	0.25	5.14	0.03	0.07	16.52	2.85	27.11	21.77	0.47	0.2
Drumstick	30	2.48	0.12	3.13	0.06	0.12	60.48	92.33	22.27	28.51	0.5	0.26
Watakolu	12	0.86	0.15	59.33	0.01	0.07	25.48	6.41	14.67	14.01	4.42	0.45
Long beans	24	3.36	0.3	-	0.06	0.11	99.98	8.93	44.22	33.17	1.01	0.08
Ash Plantain	76	2.84	0.56	0.06	0.02	0.07	6.82	4.49	5.19	22.55	0.39	0.21
Green chillies	39	2.28	0.76	38.16	0.08	0.25	21.29	98.61	20.25	36.91	1.25	0.29
Limes	26	0.66	0.26	0.36	0.01	0.05	12.1	38.05	26	15.25	0.12	0.05
Kekiri	17	1.01	0.25	0.76	0.01	0.07	17.34	8.07	25.72	26.2	0.63	0.22
Ash pumpkin (Ash guord)	18	0.8	0.15		0.01	0.15	14.17	9.14	19.27	23.62	0.48	0.13
Cho-Cho	19	0.58	0.12	0.3	0.04	0.07	63.81	23.76	20.55	13.02	0.49	0.12
Thalana batu (Little prince)	21	1.28	0.39	24.33	0.12	0.09	38.63	2.4	12.38	19.62	0.31	0.22
Thalana batu (Thai eggplant)	21	1.45	0.26	18.33	0.11	0.09	31.18	2.71	17.24	37.22	0.37	0.24
Thibbatu	61	1.66	1.96	15.89	0.03	1.02	72.39	10.8	105	57.46	1.06	0.59
Kohila yams	27	0.64	0.16	1.72	0.01	0.14	4.64	1.67	52.33	33.95	0.61	1.62
Kehel muwa	19	1.36	0.63	4.27	0.02	0.12	40.51	8.16	35.09	31.43	0.38	0.39
Ambaralla	37	0.73	0.44	3.36	0.01	0.1	44.49	35.51	20.7	9.28	0.7	0.12
Mango	50	0.75	0.09	14.5	0.02	0.14	34.89	91.63	28.56	17.74	0.5	0.09
Mushroom	27	2.54	0.42	-	0.15	0.13	7.81	11.56	0.9	14.42	1.32	0.79
Dambala	21	1.84	0.2	38.74	0.08	0.4	33.69	19.82	68.24	31.38	1.2	0.44
Coconuts nuts	390	3.67	39.92	-	0.05	0.11	14.86	-				

Root Crop

Sweet potato	108	1.27	0.33	NA	0.04	0.09	14.44	22.2	28.93	21.05	0.51	0.14
Manioc	78	0.92	0.19	NA	0.07	0.2	0.1	1.95	25.31	19.08	19.78	23.73
Nelum ala/Lotus root	79	1.94	0.93	NA	0.05	0.19	26.49	26.63	37.71	26.58	3.34	0.35
Kiriala	87	3.96	0.15	1.19	0.03	0.16	20.17	2.71	30.79	41.52	0.6	0.42
Iniala	103	3.2	0.3	33.14	0.01	0.22	22.19	13.03	40.99	28.98	1.31	0.29

Leafy Vegetables

Mukunuwanna	28	3.15	0.55	92.25	0.09	0.27	96.14	3.24	135	45.38	1.7	1.03
Gotukola	15	0.64	0.47	226	0.07	0.23	70.11	6.74	96.31	41.42	1.25	0.66
Kankun	15	0.47	0.37	1614	0.08	0.4	33.69	19.82	49.21	18.35	1.32	0.44
Kathurumurunga	70	8.01	1.35	2097	0.33	0.22	120	121	901	96.64	4.36	0.53
Nivithi	22	2.2	0.47	959	0.06	0.11	74.05	10.26	163	61.37	1.49	0.67
Thampala	32	3.55	0.72	1474	0.21	0.22	74.27	82	258	209	3.5	1.4
Sarana	20	2.42	0.21	1149	0.03	0.13	58.54	9.89	59.57	42.93	0.13	0.75
Kohila leaves	33	4.1	0.83	300	0.02	0.17	56.76	5.56	19.5	20.32	0.25	0.3
Onion leaves	27	2.01	0.26	NA	0.04	0.18	56.8	23.38	35.21	74.95	3.15	0.77
Cabbage leaves	30	3.63	0.27	8.66	0.05	0.24	63.46	40.76	170	18.47	2.67	0.35
Salad leaves	19	1.05	0.24	NA	0.1	0.06	37.48	11.64	58.23	36.89	2.07	0.27
Cauliflower	23	2.09	0.48	0.14	0.06	0.11	46.67	50.17	22.44	18.52	0.76	0.27
Jackfruit pods	25	2.14	0.34	NA	0.03	0.04	30.7	24.77	37.32	26.08	0.3	0.17
Jackfruit seeds	77	5.66	0.44	NA	0.02	0.08	58.91	15.24	40.87	50.14	0.52	0.42

Meat

Chicken	176	23.14	9.24	6.88	0.07	0.49	10.09	-	15.06	20.18	0.75	0.64
Beef	160	23.3	7.45	2.15	0.08	0.32	1.93	-	4.8	28.54	2.41	3.31
Mutton	138	20.37	6.23	2.7	0.13	0.28	1.73	-	7.58	19.5	1.62	5.05
Pork	161	18.83	9.5	1.9	0.09	0.28	8.15	-	6.58	8.9	0.79	0.8

Fish

Balaya	96	21.28	1.12	21.01	0.15	0.12	7.89		6.45	26.02	0.68	0.46
Seer	136	22.28	5.18	81.9	0.07	0.16	15.45		9.85	36.73	0.41	0.74

Shark	95	21.6	0.83	1.11	0.04	0.11	8.57	8.44	32.58	0.41	0.74
Paraw	87	20.02	0.7	1.49	0.02	0.16	6.77	8.17	31.68	0.67	0.41
Thalapath	91	16.04	2.88	12.03	0.1	0.13	78.22	7.64	24.89	0.71	0.67
Kelawalla	109	21.47	2.55	15.95	0.17	0.73	77.39	13.35	33.82	0.68	0.64
Haedaella	87	19.88	0.78	12.18	0.04	0.06	11.7	36.6	53	0.54	0.65
Hurulla	88	17.08	2.18	10.02	0.14	1.66	61.66	103	35.45	1.24	1.05
Karalla / Katuwalla	97	21.8	1.06	1.25	0.02	0.1	14.38	37.06	39.05	0.24	0.42
Kumbala / Angila	101	21.51	1.53	16.34	0.1	0.1	7.13	31.27	37.46	1.46	0.67
Salaya / Sudaya	100	19.5	2.39	15.41	0.18	1.39	60.87	435	42.83	1.4	2.3
Theppli / Telapiya /Korali	83	18.48	1.08	17.14	0.18	0.18	8.29	99.39	24.96	2.84	0.88
Prawns	65	14.85	0.56	1.24	0.03	0.1	15.37	37.81	30.5	0.73	1.1
Crabs	45	10	0.55	8.33	0.14	0.18	13.83	37.81	45.93	0.73	1.1
Cuttle fish	76	16.82	0.93	1.93	0.02	0.04	6.22	8.73	35.46	0.62	1.3
Linna	112	20.3	3.37	15.78	0.23	0.68	59.78				
Coppara	97	22.89	0.56	21.51	0.04	0.12	8.08	7.2	30.08	1.2	0.58
Ray (Maduwa)	97	23.98	0.68	7.55	0.02	0.21	25.59	9.16	24.61	0.74	0.44

Dried Fish

Dried sprats	259	51.16	5.92	12.83	0.25	0.62	438	1178	162	3.06	4.2
Dried keeramin	311	49.6	12.42	12.92	0.13	2.41	144	555	166	2.58	3.19
Dried thalapath	289	54.68	8.04	9.38	0.04	0.43	97.8	62.75	110	1.96	1.45
Dried katta	275	50.04	8.31	2.48	0.03	0.35	80.4	86.55	92.17	1.47	1.16
Dried balaya	282	63.79	3.37	14.32	0.12	1.98	213	83.48	83.45	3.6	1.44
Dried shark / keelan	267	55.03	5.25	10.31	0.04	0.32	187	42.24	92.94	1.48	0.66

Eggs

Hen eggs (Country)	170	13.14	13	208	0.08	0.18	54.6	50.14	11.04	1.64	1.12
Hen eggs (Table)	135	13.55	9.03	200	0.19	0.19	49.46	63.3	12	2.39	1.73
Quail eggs	153	12.39	11.46	153	0.11	0.17	54.86	60.67	11.21	2.55	1.51

Fruits

Banana Embul	109	1.11	1.09	9.68	0.05	0.64	32.98	13.61	9.39	25.67	0.51	0.23
Anamaalu	102	1.04	0.72	16.4	0.04	0.65	21.07	3.66	8.06	27.02	0.51	0.23

Koli kuttu	107	1.38	0.34	8.8	0.03	0.47	18.12	7.71	8.56	38	0.32	0.14
Pineapple	37	0.41	0.17	5.76	0.04	0.12	17.86	39.36	10.37	10.71	0.3	0.09
Papaya	26	0.42	0.16	171	0.11	0.04	54.85	48.62	16.77	8.9	0.23	0.08
Mangoes (Karthakolomban)	79	0.8	0.92	259	0.01	0.1	35.52	17.74	3.12	6.72	0.1	0.08
Mangoes (Vilad)	44	0.76	0.58	146	0.05	0.26	67.6	29.97	16.93	14.79	0.65	0.19
Apple	62	0.29	0.64	0.36	0.02	0.08	3.43	2.9	3.12	6.72	0.1	0.08
Avacado	144	2.95	13.86	2	0.08	0.18	67.17	9.36	28.48	48.14	0.81	0.75
Wood apple	78	3.09	3.62	0.46	0.01	0.14	6.07	13.58	59.15	25.16	0.45	0.32
Orange	46	1.07	0.37	23.44	0.01	0.28	14.46	20.19	31.18	20.36	0.81	0.35
Guava	39	1.53	0.38	19.67	0.01	0.11	25.24	30.88	6.59	12.02	0.53	0.33
Grapes	49	0.95	10.69	3.22	0.04	0.1	7.07	20.51	7.27	6.86	0.28	0.07
Melon	19	0.65	0.16	130	0.02	0.11	6	8.24	4.05	9.76	0.15	0.1

Source: Sri Lanka Food Composition Tables, Ministry of Health - 2021.

Price Collecting Areas





HARTI



Ministry of Agriculture

**Food Systems and Market Research Division & Data Management Division
Hector Kobbekaduwa Agrarian Research and Training Institute**

No. 114, Wijerama Mawatha, Colombo 07.

Phone: 011-2696981 Fax: 011-2682283

E-mail: mfpaharti@yahoo.com

Web: www.harti.gov.lk

www.mobitel.lk

**දෛනික චිළචිචි තොග මිල,
ජංගම දුරකථනයෙන්**

හෙක්ටර් කොච්චිකඩුව ගොවි කරියතු පර්යේෂණ
හා පුහුණුධර්මේ ආයතනය අනුමුතයෙන්

**මොබිටෙල්
ජංගම
මිල දර්ශනය**

ජාතික ජංගම දුරකථන ජාලයෙන්

6666
අමතන්න.

මොබිටෙල් අද මිල - අත දෙස
මොබිටෙල් ජංගම දුරකථන ජාලයෙන්
චිළචිචි තොග මිල දර්ශනය.

විකාසයාට රු.2/-
විකාසයාට රු.2/-