

RETAIL MARKET AT A GLANCE

Summary

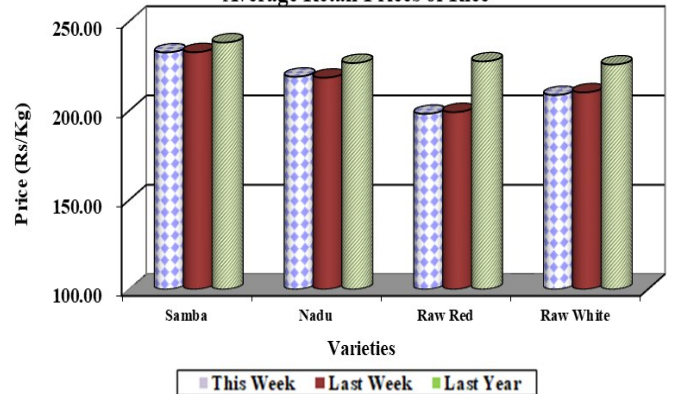
Rice/ Paddy



Prices of Samba grade 1 and Nadu grade 1 have increased by Rs.6.00/kg and Rs.1.00/kg respectively. Meanwhile, both Raw white and Raw red prices have also risen by Rs.3.00/kg. However, the average farm gate prices of most paddy varieties decreased in major producing areas due to millers being reluctant to purchase paddy, anticipating imports in the coming weeks.

(Page No.01)

Average Retail Prices of Rice



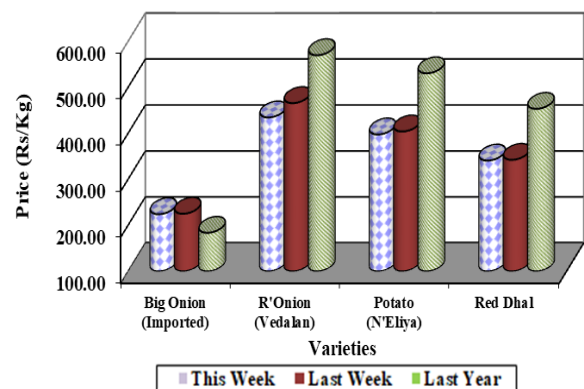
Other Field Crops



Prices of imported big onions have decreased by Rs.4.00/kg. Additionally, the prices of both Nuwara Eliya and imported potatoes have risen by Rs. 25.00/kg and Rs.7.00/kg, respectively. On the other hand, the price of green gram and cowpea has increased by Rs.15.00/kg during the week.

(Page No.02-04)

Average Retail Prices of Other Field Crops



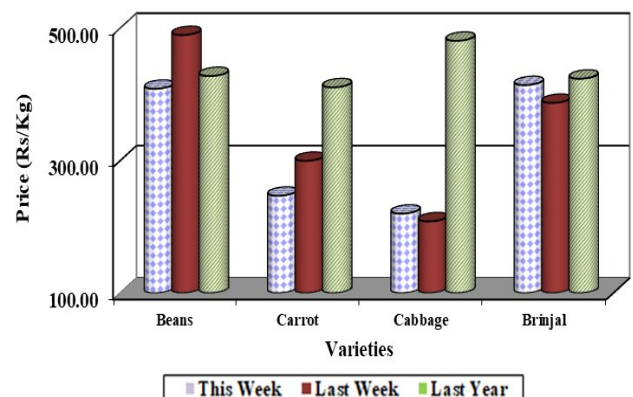
Vegetables



Due to low supply during the off season, retail prices of most of the upcountry varieties have increased. Among the up-country varieties, beans showed the highest price increase at Rs.72.00/kg, followed by beetroot at Rs.61.00/kg. Most of the low country varieties showed a price decrease and the highest price decrease was reported for snake gourd at Rs.64.00/kg.

(Page No.04-05)

Average Retail Prices of Vegetables



Coconut



The prices of both large and small coconuts have risen by Rs.2.00/kg. The price range for large nuts was Rs.100.00 to 120.00/nut, while for small nuts, it was Rs.90.00 to 95.00/nut.

(Page No.05)

Eggs



In line with increased wholesale prices, the retail prices of both white eggs and brown eggs have risen by Rs.3.00/egg and Rs.4.00/egg, respectively. The retail prices for white eggs ranged Rs.43.00/-46.50/egg. while for brown eggs it was Rs.45.00 to 48.50/egg.

(Page No.08)

Rice

Wholesale

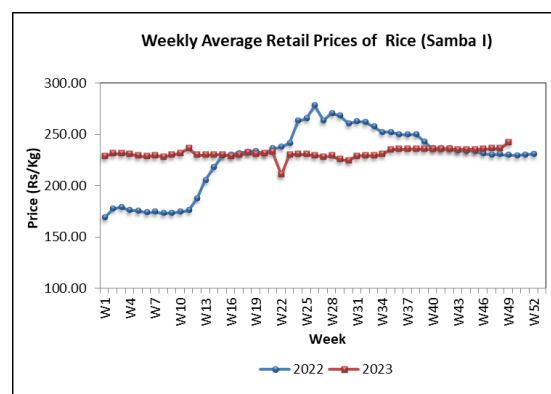
Price of keeri samba and raw red have increased by 1% and price ranged Rs.305.00-320.0/kg and Rs.180.00-190.00/kg.

Price of all other local rice varieties have not changed significantly and the price range of both samba grade I and II was Rs.230.00-233.00/kg and Rs.225.00-227.00/kg. Average price of both grade I and II nadu and raw white were Rs.212.00/kg, Rs.205.75/kg and Rs.204.00/kg.

Compared to the same period of last year, price of all local rice varieties except raw red have increased in the range of 6%-41%. Price of raw red has decreased by 6%.

Retail

With the increment of wholesale prices of samba I retail prices have increased by Rs.6.00/kg and the price ranged between Rs.230.00-250.00/kg. The price of nadu I has increased by Rs.1.00/kg and the price ranged between Rs.220.00-230.00/kg. The prices of both raw red and raw white have increased by Rs.3.00/kg and the price ranged Rs.190.00-210.00/kg and Rs.210.00-220.00/kg respectively.



Compared to the same period of last year, except raw red, prices of all other local rice varieties have increased in the range of 1%-5% and the raw red price has decreased by 7%.

Paddy

According to the field information, millers were reluctant to purchase paddy due to expected imported in the coming weeks. Hence, paddy prices of all varieties have decreased in most of the producing areas.

Average farm gate price of short grain paddy has decreased in the range of Rs.7.00-8.00/kg in Anuradhapura, Kalawewa and Nikaweratiya areas. Price ranged between Rs.115.00-130.00/kg in all major producing areas.

The average price of keeri samba has decreased by Rs.10.00/kg and Rs.5.00/kg respectively in Kalawewa and Anuradhapura areas while prices in the other producing areas have increased by less than Rs.3.00/kg. The price ranged between Rs.135.00-157.00/kg in all major producing areas.

The price of long grain white paddy has decreased by Rs.6.00/kg in Kalawewa and Dehiattakandiya and the price ranged Rs.105.00-117.00/kg in all producing areas. The average price of long grain red paddy has decreased between Rs.5.00-7.00/kg range in all producing areas and average prices were reported Rs.100.00-105.00/kg in producing areas.

Compared to the same period of last year, the average farm gate prices of short grain keeri samba and long grain white has increased by 18%-66% in all the producing areas while the prices of long grain red has decreased by 5%-15% in all major producing areas.

Dried Chillies

Wholesale

Price of dried chillies have decreased by 1% and the price ranged Rs.1000.00-1050.00/kg.

Compared to the same period of last year, price of dried chillies has decreased by 30% respectively.

Retail

The prices of imported dried chillies have decreased by Rs.55.00/kg and price ranged Rs.1100.00-1400.00/kg.

Compared to the same period of last year, the prices of imported dried chillies have decreased by 28%.

Onion

Wholesale

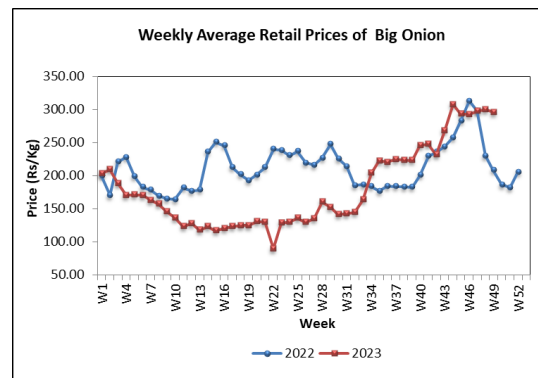
Price of imported red onion has decreased by 4% due to availability of low quality stocks. The price ranged between Rs.380.00-420.00/kg.

Price of imported big onion has increased by 8% due to availability of high quality stocks and the price ranged Rs.170.00-260.00/kg.

Compared to the same period of last year, price of imported red onion has decreased by 16% while price of imported big onion has increased by 40% respectively.

Retail

The prices of imported big onion have decreased by Rs.4.00/kg and the price ranged Rs.270.00-320.00/kg.



Compared to the same period of last year, the prices of imported red onion have decreased by 7% and prices of imported big onion has increased by 42%.

Potato

Wholesale

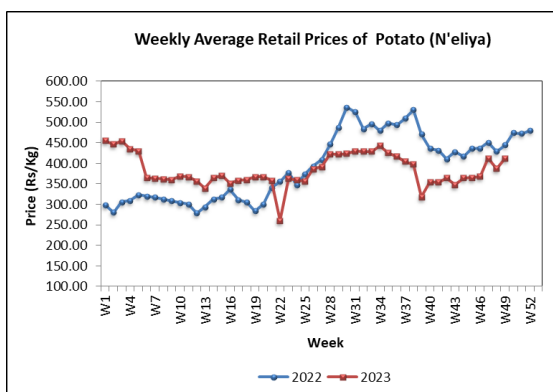
Price of Welimada and Nuwara Eliya potato have increased by 27% and 22% due to unavailability of sufficient stocks, price ranged Rs.310.00-330.00/kg and Rs.340.00-350.00/kg.

Price of imported potato has decreased by 1% and the price ranged Rs.170.00-250.00/kg respectively.

Compared to the same period of last year, price of Nuwara Eliya potato has decreased by 14% while price of imported potato has increased by 10% respectively.

Retail

Prices of Nuwara Eliya and imported potato have increased by Rs.25.00/kg and Rs.7.00/kg respectively and their price ranged Rs.380.00-440.00/kg and Rs.200.00-280.00/kg respectively.



Compared to the same period of last year, the prices of Nuwara Eliya and imported potato have decreased in range of 4%-7%.

Pulses

Wholesale

Price of green gram has increased by 5% due to availability of high quality stocks and price ranged Rs.750.00-800.00/kg.

Price of red dhal has increased by 1% and the price ranged Rs.295.00-300.00/kg. Average price of white cowpea and red cowpea were Rs.953.33/kg and Rs.977.14/kg respectively.

Compared to the same period of last year, price of all pulses have decreased in the range of 15%-26% respectively.

Retail

Prices of green gram and cowpea white have increased by Rs.15.00/kg and Rs.7.00/kg respectively and their price ranged between Rs.900.00-1200.00/kg and Rs.1000.00-1300.00/kg respectively.

Compared to the same period of last year, the prices of all the pulses varieties have decreased in the range of 4%-11%.

Vegetable

Wholesale

Prices of most of the up country vegetables have increased due to decreased supply in the off-season. However, prices of most of the low country vegetable shave decreased with

the increased supply from some producing areas.

Considering up country vegetable, the highest price increase was reported for leeks as 34% due to decreased supply from Nuwara Eliya area, followed by beetroot as 28% due to decreased supply from Puttalam area. Price of knolkhol has increased by 22% due decreased supply from Nuwara Eliya areas. Prices of carrot, beans and cabbage have increased in the range of 1%-10%. However, due to increased supply from Kandy areas, price of raddish has decreased by 8%.

Due to decreased supply from all the producing areas, a price of tomato has increased by 37% and price of capsicum have increased by 1%.

Considering low country vegetable, the highest price decrease was reported for snake gourd as 31% due to high supply from Kandy and Beruwala areas, followed by ladies fingers by 16% and prices of cucumber, bitter gourd and long beans have decreased in the range of 9%-10% due to increased supply from Kandy areas. However, prices of all other vegetables have increased in the range of 1%-4% due to slight changes of the market demand.

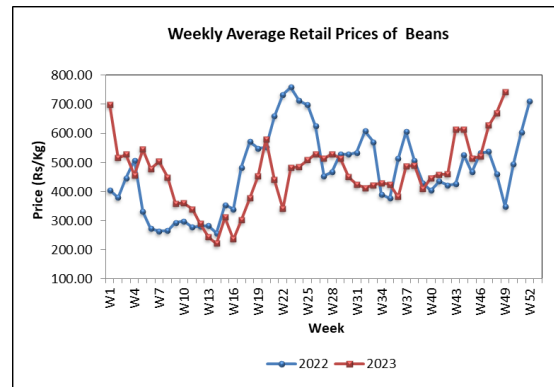
Price of green chilies has increased by 32% due to decreased supply from Nochchiyagama area and price of lime has

decreased by 13% due to increased supply of major producing areas.

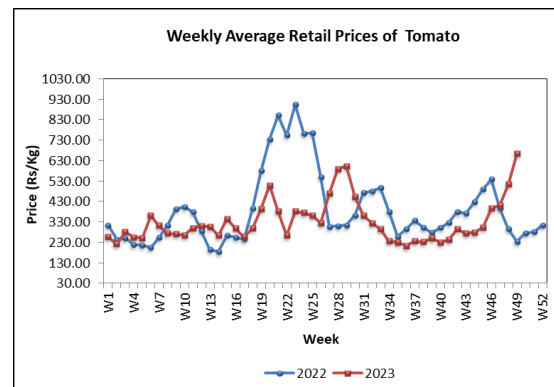
Compared to the same period of last year, prices of most of the vegetables have increased and the highest was reported for tomato as 286%.

Retail

In line with the increased wholesale prices, retail prices of most of the vegetable varieties also increased.



Considering up country varieties the highest price increase was reported for beans as Rs.72.00/kg followed by beetroot as Rs.61.00/kg. Prices of raddish and knolkhol have increased by Rs.36.00/kg and Rs.30.00/kg respectively. Prices of leeks and carrot have increased by Rs.6.00/kg and Rs.1.00/kg respectively.



Prices of tomato have increased by Rs.150.00/kg while capsicum has decreased by Rs.41.00/kg.

Considering low country varieties, the highest price decrease was reported for snake gourd as Rs.64.00/kg followed by bitter gourd as Rs.45.00/kg. Prices of long beans, brinjal and luffa have decreased by Rs.35.00/kg, Rs.33.00/kg and Rs.26.00/kg respectively.

Further, prices of green chilies have increased by Rs.191.00/kg and a price of lime has decreased by Rs.183.00/kg.

Compared to the same period of last year, prices of most of vegetable varieties have increased and the highest price increase was reported for lime as 434%.

Coconut

Wholesale

Prices of large and small nuts have increased by 5% and 1% respectively. Price ranges were Rs.98.00-110.00 for a large nut and Rs.85.00-92.00 for a small nut.

Compared to the same period of last year, prices of large and small nuts have increased by 18% and 15% respectively.

Retail

Prices of both large and small nuts have increased by Rs.2.00. Price ranges were

Rs.100.00-120.00 for large nut and Rs.90.00-100.00 for a small nut.

Compared to the same period of last year, prices of large and small nuts have increased 12% and 9% respectively.

Fruits

Wholesale

Prices of most of fruit varieties have decreased due to the low demand during rainy weather and high supply. The highest price decrease was reported as 30% for karthakolomban mango while 26% of price decrease has been recorded for vilad mango due to availability of stocks in the prevailing harvesting season. Prices of all banana varieties have decreased in the range of 9%-29% with low demand and availability of ripe fruits. Further, price of king coconut have decreased by 18% with low demand. In addition, price of slime apple and orange have decreased by 9% and 8% respectively with availability of raw fruits. Price of papaw has decreased by 6%. Price of all sizes of pineapple have decreased by 2% with low demand.

However, Price of avocado and wood apple have increased by 35% and 11% respectively. In the end of the harvesting seasons. Price of imported grapes has increased by 5% due to limited stocks.

Compared to the similar period of last year, price of the fruit varieties have decreased with the highest price decrease of 79% reported for karthakolomban mango.

Retail

Prices of most of the fruit varieties have decreased in line with the decreased wholesale prices. The highest price decrease of Rs.24.00/fruit was reported for slime apple due to availability of sufficient stocks in the market. Further, the prices of king coconut and orange have decreased by Rs.15.00/fruit and Rs.15.00/fruit respectively.

In addition, the price of papaw has decreased by Rs.6.00/kg due to low demand in the market. Moreover, the prices of ambul, kolikuttu and seeni banana have decreased in the range of Rs.4.00-9.00/kg due to availability of sufficient stocks in the market.

Meanwhile, the highest price increase of Rs.71.00/fruit was reported for small sized pineapple. The prices of medium and large sized pineapple have increased in the range of Rs.17.00-48.00/fruit. Further, the prices of avocado and imported grapes have increased by Rs.40.00/fruit and Rs.19.00/kg respectively. Moreover, the prices of wood apple and passion fruit have increased by Rs.11.00/fruit and Rs.7.00/fruit respectively due to

unavailability of sufficient stocks in the market.

Compared to the same period of last year, prices of most of the fruit varieties have increased and highest price increase was reported for ambun banana as 51%.

Fresh Fish

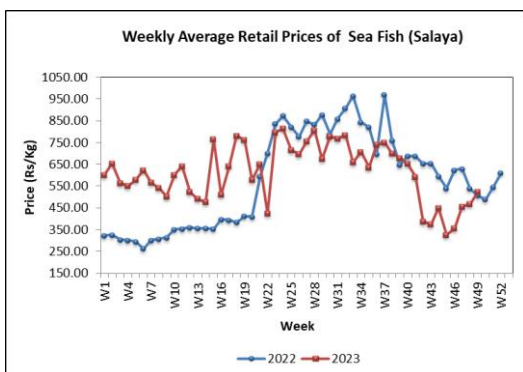
Wholesale

Wholesale prices of all fresh fish types have increased due to low supply during bad weather. The highest price increase of 40% was noted for balaya due to low supply from Beruwala, Galle and Mirissa areas and the price ranged between Rs.850.00-1000.00/kg. A price increase of 28% was noted for thalpath due to low supply from Negombo, Beruwala and Valachchenai areas and the price range between Rs.1500.00-2500.00/kg. Likewise, a price increase of 25% was noted for thora due to low supply from Northern areas and the price ranged between Rs.1700.00-2500.00/kg. In addition, a price increase of 18% was noted for salaya due to low supply from Valachchenai, Mannar and Trincomalee areas and the price ranged between Rs.200.00-350.00/kg. In addition, the wholesale prices of paraw, hurulla and kelawalla have increased by 3%-15% respectively.

Compared to the same period of last year, current wholesale prices of most of the fresh fish types have increased in the range of 16%-79% and the highest price increase was noted for balaya.

Retail

In line with increased wholesale prices, retail prices of all types of fresh fish have also increased. The highest price increase was reported for paraw by Rs.333.0/kg followed by Rs.294.00/kg for thora. Price of thalapath has increased by Rs.259.00/kg. The remaining types have increased in the range of Rs.24.00-241.00/kg.



Compared to the same period of last year, prices of all types of fresh fish except hurulla have increased in the range of 3%-23% and the highest price increase was reported for paraw.

Dried Fish

Wholesale

Due to decrease of local dried fish, supply prices of most of the local and imported dried fish types have increased. The highest price increase of 13% was noted for local salaya due to low supply from Puttalam, Chilaw and Mannar areas and the price ranged between Rs.300.00-400.00/kg. Likewise, a price increase of 4% was noted for local maduwa due to low supply from Jaffna and Negombo areas and the price ranged between Rs.1280.00-1400.00/kg. In addition, price of imported anguluwa has increased by 2% and price of local mora has increased by 1% respectively.

However, a price decrease of 4% was noted for local balaya due to high supply from Negombo and Beruwala areas and the price ranged between Rs.800.00-900.00/kg. In addition, price of imported sprats has decreased by 1%.

Compared to the same period of last year, current wholesale prices of most of the dried fish types have decreased in the range of 3%-54% and the highest price decrease was reported for local salaya.

Retail

In line with increased wholesale prices, retail prices of most types of dried fish have also increased due to insufficient

stocks in the market. The highest price increase of Rs.111.00/kg was reported for anguluwa. Price of mora has increased by Rs.60.00/kg. Prices of local sprats, kattawa and salaya have increased by Rs.33.00/kg, Rs.20.00/kg and Rs.9.00/kg respectively.

However, prices of balaya and imported sprats have decreased by Rs.148.00/kg and Rs.20.00/kg respectively.

Compared to the same period of last year, prices of most types of dried fish have decrease in the range of 2%-18% and the highest price decrease was reported for salaya.

Eggs

Wholesale

The prices of brown and white eggs have increased by 7% and their prices ranged between Rs.43.00-47.00/egg and Rs.41.00-45.00/egg respectively.

Compared to the same period of last year, price of white egg has decreased by 13%.

Retail

In line with increase wholesale prices, retail prices of white eggs and brown eggs have increased by Rs.3.00/egg and Rs.4.00/egg due to insufficient stocks in the market. Price range of a white egg was between Rs.43.00-46.50/egg and a brown

egg was reported between Rs.45.00-48.50/egg.

Compared to the same period of last year, prices of both white and brown eggs have decreased by 6% and 9% respectively.

Meat

Retail

Prices of skinless broiler chicken have further increased by Rs.32.00/kg due to decreased supply. Price of mutton has increased by Rs.2.00/kg.

Prices of skinless curry chicken and pork have decreased by Rs.170.00/kg and Rs.100.00/kg due to low demand. Price of beef has not changed significantly.

Compared to the same period of last year, prices of most types of meat have increased in the range of 8%-13% with the highest price increase being reported for beef.

EXPLANATORY NOTE

The Food Commodities Bulletin is a weekly publication containing information relating to wholesale and retail prices of selected food commodities in nine selected markets in and around Colombo and main markets in the major producing areas.

The information is analyzed and presented as prevailing prices, price ranges, averages, and a comparison of

weekly prices. The changes in prices reported are always with price prevailed during the previous week unless otherwise stated.

The frequency of collection of wholesale price information is twice a week (i.e. Tuesday and Friday) while with retail prices, it is thrice a week (i.e. Friday, Monday, and Tuesday).

Table 01: Selected Markets: Wholesale Price of Rice (Rs/50Kg Bag)

Week 49: 01 - 07 December 2023

LOCATIONS	Rice Varieties													
	Samba 1		Samba 2		Keeri Samba		Nadu 1		Nadu 2		Raw Red		Raw White	
Colombo	11500	11650	11250	11350	15250	16000	10500	10750	10250	10350	9000	9500	10000	10250
Divulapitiya	11500	12300	11100	11500	15200	15500	10500	10700	10100	10500	9200	9500	9700	10000
Kurunegala	11500	12000	11250	11250	-	-	10500	10500	10000	10250	9000	9000	9500	10000
Nikaweratiya	12500	12500	11250	11500	15000	15250	10700	10750	9850	10000	8750	10000	9000	9650
Badulla	-	-	11250	11400	-	-	10400	10600	-	-	9000	9250	9900	10150
Puttalam	11500	11750	11250	11300	-	-	10600	10900	10250	10400	9250	10400	9750	10250
Dambulla	11600	11650	11400	11450	-	-	10650	10700	10000	10250	9500	9750	9750	10000
Anuradhapura	11750	11750	11450	11450	15250	15500	10750	10900	-	-	9750	10250	9750	10250
Tambuttegama	-	-	11100	11300	-	-	-	-	10200	10350	-	-	9900	10200
Polonnaruwa	-	-	11250	11300	-	-	10700	10750	-	-	10200	10250	9700	9750
Kalutara	-	-	11250	11400	-	-	-	-	10400	10500	9650	9900	10000	10200
Ampara	-	-	-	-	-	-	10750	11000	10500	10500	8750	9000	9600	9750
Kandy	11500	11750	11100	11250	15250	15500	10500	10750	10200	10250	9250	9500	9800	10250
Moneragala	11750	11750	11400	11450	15000	15000	10950	11250	-	-	8750	9250	9250	9750
Kegalle	-	-	-	-	-	-	-	-	-	-	-	-	-	-
Dehiattakandiya	12000	12000	-	-	15000	15500	10750	10750	10000	10000	9750	10000	9500	10250
Hambantota	-	-	11250	11400	-	-	-	-	-	-	8400	8650	9750	10000
Matara	-	-	11250	11400	-	-	10600	10800	-	-	8750	9000	9750	9900
Galle	12900	13000	-	-	-	-	10750	10900	-	-	9000	9350	10250	10300
Meegoda	-	-	11250	11400	-	-	-	-	10250	10400	8500	8750	9500	9750
Tissamaharama	11500	11750	11250	11250	15750	16000	10750	11250	-	-	8250	8900	9500	10000
Embilipitiya	11450	11500	-	-	-	-	10500	10600	10000	10100	8000	8250	9700	9800
Jaffna	11500	11700	-	-	15250	15500	10500	10700	10000	10250	9000	9250	9500	9600
Vavuniya	-	-	11300	11400	-	-	10500	10750	10250	10350	9200	9300	10250	10300
Mannar	12300	12300	11250	11300	15250	15500	10400	10500	10000	10100	8500	9000	10000	10250
Killinochchi	11400	11500	11250	11300	15250	15500	10500	10750	-	-	8750	9000	10250	10400
Mullattivu	-	-	-	-	-	-	-	-	-	-	-	-	-	-
Batticaloa	-	-	-	-	15800	16000	10400	10600	-	-	9100	9250	10350	10400
Trincomalee	11400	11500	11250	11250	-	-	10400	10500	10000	10250	8750	9000	10000	10400
Galenbindunuwew	11500	11750	-	-	15500	15750	10750	10850	10500	10500	9500	10250	9750	10250
Matale	11500	11600	-	-	-	-	10500	10600	10150	10250	9500	9750	9750	10000

Table 02: Selected Markets: Retail Price of Rice (Rs/Kg)

Week 49: 01 - 07 December 2023

11

LOCATIONS	Rice Varieties													
	Samba 1		Samba 2		Keeri Samba		Nadu 1		Nadu 2		Raw Red		Raw White	
Colombo	230.00	250.00	230.00	230.00	-	-	220.00	230.00	220.00	220.00	190.00	210.00	210.00	220.00
Gampaha	250.00	250.00	230.00	230.00	320.00	320.00	220.00	220.00	220.00	220.00	200.00	210.00	210.00	220.00
Kurunegala	250.00	250.00	-	-	-	-	220.00	220.00	-	-	200.00	200.00	210.00	210.00
Nikaweratiya	230.00	250.00	-	-	320.00	320.00	220.00	220.00	205.00	210.00	200.00	210.00	195.00	210.00
Dambulla	235.00	240.00	230.00	230.00	310.00	315.00	215.00	218.00	208.00	212.00	200.00	205.00	200.00	208.00
Anuradhapura	230.00	240.00	-	-	310.00	320.00	220.00	220.00	-	-	200.00	210.00	200.00	210.00
Thambuththegama	235.00	240.00	228.00	230.00	-	-	220.00	220.00	210.00	220.00	-	-	210.00	215.00
Polonnaruwa	228.00	230.00	-	-	-	-	218.00	220.00	200.00	205.00	210.00	210.00	195.00	200.00
Kaluthara	230.00	235.00	-	-	-	-	220.00	225.00	-	-	200.00	205.00	205.00	210.00
Badulla	230.00	230.00	-	-	310.00	320.00	215.00	220.00	-	-	185.00	190.00	200.00	210.00
Keppetipola	236.00	240.00	227.00	230.00	330.00	340.00	215.00	218.00	208.00	212.00	190.00	195.00	200.00	205.00
Moneragala	230.00	240.00	-	-	300.00	320.00	220.00	230.00	-	-	180.00	190.00	190.00	200.00
Kegalle	240.00	250.00	-	-	-	-	220.00	220.00	210.00	215.00	210.00	220.00	205.00	210.00
Ampara	240.00	245.00	230.00	230.00	325.00	325.00	220.00	220.00	215.00	220.00	180.00	195.00	195.00	200.00
Dehiattakandiya	240.00	250.00	-	-	310.00	320.00	220.00	220.00	210.00	210.00	200.00	220.00	200.00	210.00
Nuwaraeliya	238.00	242.00	228.00	232.00	340.00	345.00	216.00	218.00	210.00	212.00	192.00	196.00	200.00	205.00
Kandy	240.00	250.00	230.00	232.00	315.00	320.00	220.00	220.00	205.00	210.00	190.00	200.00	205.00	210.00
Puttalam	230.00	240.00	-	-	-	-	220.00	220.00	200.00	212.00	210.00	215.00	190.00	210.00
Hambantota	230.00	235.00	-	-	-	-	-	-	-	-	175.00	180.00	200.00	205.00
Rathnapura	-	-	-	-	-	-	-	-	-	-	-	-	-	-
Matara	230.00	235.00	-	-	310.00	320.00	220.00	220.00	-	-	180.00	186.00	200.00	210.00
Galle	250.00	250.00	-	-	320.00	326.00	220.00	220.00	-	-	185.00	200.00	210.00	210.00
Tissamaharama	230.00	240.00	-	-	320.00	330.00	220.00	230.00	-	-	170.00	180.00	195.00	210.00
Meegoda (DEC)	230.00	235.00	-	-	-	-	212.00	215.00	-	-	180.00	190.00	205.00	210.00
Embilipitiya	230.00	250.00	-	-	300.00	320.00	220.00	225.00	205.00	215.00	168.00	180.00	200.00	210.00
Jaffna	235.00	240.00	-	-	320.00	330.00	215.00	220.00	205.00	210.00	185.00	195.00	210.00	220.00
Vavuniya	-	-	230.00	232.00	-	-	225.00	230.00	209.00	210.00	194.00	195.00	208.00	210.00
Mannar	-	-	230.00	230.00	320.00	330.00	220.00	230.00	210.00	215.00	190.00	200.00	210.00	220.00
Killinochchi	235.00	240.00	-	-	320.00	330.00	220.00	225.00	200.00	206.00	186.00	190.00	215.00	220.00
Mullaittivu	-	-	-	-	-	-	-	-	-	-	-	-	-	-
Batticaloa	-	-	-	-	325.00	330.00	215.00	220.00	-	-	188.00	192.00	215.00	220.00
Trincomalee	235.00	240.00	-	-	-	-	215.00	220.00	205.00	210.00	185.00	190.00	210.00	215.00
Hanguranketha	230.00	245.00	230.00	230.00	-	-	216.00	220.00	208.00	215.00	185.00	205.00	198.00	212.00
Veyangoda	240.00	250.00	230.00	230.00	310.00	320.00	220.00	220.00	210.00	215.00	190.00	210.00	200.00	210.00
Galenbindunuwewa	230.00	240.00	-	-	315.00	320.00	220.00	220.00	215.00	215.00	195.00	210.00	200.00	210.00
Bandarawela	-	-	223.00	225.00	310.00	320.00	-	-	210.00	215.00	185.00	195.00	205.00	210.00
Matale	230.00	240.00	-	-	310.00	320.00	215.00	220.00	208.00	212.00	195.00	200.00	200.00	205.00

Table 04: Selected Markets: Wholesale Price of Subsidiary Food (Rs/50Kg)

Week 49: 01 - 07 December 2023

LOCATION	Dried Chillies	Red Onion		Big Onion	Potato			Pulses		
	Imported	Imported	Local		Imported	Welimada	Nuwara Eliya	Green Gram	Cowpea	Red Dhal
Colombo	50000 - 52500	19000 - 21000	-	8500 - 13000	8500 - 12500	15500 - 16500	17000 - 17500	37500 - 40000	47500 - 48000	14750 - 15000
Kurunegala	50000 - 51000	21000 - 24000	-	9500 - 13250	9250 - 9500	-	-	37500 - 40000	-	15000 - 15250
Nikaweratiya	50500 - 51500	19000 - 22250	-	12250 - 13500	9000 - 9500	-	-	36500 - 37500	-	14900 - 15250
Dehiattakandiya	52500 - 55000	22000 - 27500	-	10500 - 15500	10500 - 11500	-	-	-	-	14750 - 15500
Dambulla (DEC)	50500 - 51500	19500 - 20000	-	12000 - 12500	8500 - 10500	-	17500 - 17750	37000 - 37500	46000 - 46500	14750 - 15250
Anuradhapura	55000 - 60000	22500 - 25000	19000 - 21000	9500 - 14000	9500 - 10500	-	-	37500 - 42500	47500 - 50000	15250 - 16000
Thambuththegama	50000 - 55000	21000 - 21500	21000 - 22500	8000 - 12000	9000 - 11000	-	16000 - 17000	34000 - 35000	-	14750 - 15250
Polonnaruwa	58500 - 60000	21500 - 22500	-	14000 - 14750	10000 - 10250	-	17000 - 17500	37000 - 41000	50000 - 50000	15500 - 16250
Kaluthara	51000 - 53000	20000 - 20500	-	11500 - 11900	8750 - 9000	-	-	39000 - 40000	49000 - 50000	14750 - 15000
Puttalam	50000 - 52500	-	21000 - 27500	13000 - 14000	10000 - 12500	-	17750 - 19000	37500 - 42500	-	15250 - 15750
Kandy	54000 - 56500	21000 - 22000	-	8500 - 13000	9250 - 10500	15500 - 16000	16500 - 17000	42500 - 45000	49000 - 50000	15000 - 15250
Matara	54000 - 57000	23000 - 24500	-	12000 - 12750	10000 - 10750	16000 - 16750	-	37500 - 41500	46500 - 50000	15000 - 15500
Hambantota	52500 - 57500	22500 - 24000	-	12000 - 13000	9500 - 11000	14000 - 15000	17500 - 18000	37500 - 45000	47500 - 49000	14750 - 15500
Kegalle	53000 - 55000	21800 - 22000	-	9000 - 13000	11000 - 11250	-	17500 - 17750	39000 - 40000	49000 - 50000	15400 - 15500
Galle	57500 - 60000	25500 - 27500	-	12250 - 13000	9500 - 10000	15000 - 16000	-	39000 - 45000	42500 - 50000	15250 - 16000
Tissamaharama	55000 - 57500	28000 - 29000	-	13000 - 14250	11000 - 11000	14000 - 15000	-	30000 - 40000	40000 - 42500	15000 - 16000
Meegoda (DEC)	51500 - 53000	20250 - 20500	-	12000 - 12750	8500 - 9000	14000 - 14500	17000 - 18500	42000 - 42500	49000 - 52500	14750 - 15000
Jaffna	51000 - 52000	-	16400 - 16800	13400 - 13700	8600 - 9000	17600 - 18000	18000 - 18500	36000 - 36700	-	14800 - 15000
Vavuniya	57500 - 58000	27500 - 28000	-	12000 - 12500	9500 - 10000	-	21500 - 24000	40000 - 41000	-	15000 - 15250
Mannar	52500 - 55000	-	17500 - 17500	9000 - 13750	10000 - 10500	-	-	40000 - 42500	-	15000 - 15250
Killinochchi	53500 - 56000	-	-	14000 - 15500	10500 - 11000	-	-	37000 - 38000	-	15250 - 15500
Mullattivu	-	-	-	-	-	-	-	-	-	-
Batticaloa	54000 - 55000	20000 - 21000	24250 - 25000	14000 - 14500	10750 - 11000	17000 - 18500	19500 - 21000	38000 - 39000	53000 - 55500	15200 - 15500
Trincomalee	52500 - 55000	19000 - 19500	-	9750 - 10250	9500 - 9800	-	-	37000 - 39000	-	14800 - 15000
Galenbindunuwewa	52500 - 55000	23000 - 23500	-	9750 - 14000	9750 - 11000	-	-	36500 - 38000	-	15500 - 16500
Matale	52500 - 54000	22000 - 24000	-	12500 - 13250	9250 - 9750	15500 - 16000	-	36000 - 37500	-	14900 - 15000

Table 05: Selected Markets: Retail Price of Subsidiary Food Crops (Rs/Kg)

Week 49: 01 - 07 December 2023

LOCATIONS	Dried Chillies	Red Onion		Big Onion	Potato			Pulses		
	Imported	Imported	Local		Imported	Welimada	Nuwara Eliya	Green Gram	Cowpea	Red Dhal
Colombo	1100.00 - 1400.00	480.00 - 640.00	-	270.00 - 320.00	200.00 - 280.00	-	380.00 - 440.00	900.00 - 1200.00	1000.00 - 1300.00	320.00 - 360.00
Gampaha	1280.00 - 1380.00	480.00 - 600.00	-	280.00 - 320.00	240.00 - 260.00	-	440.00 - 440.00	980.00 - 1200.00	1200.00 - 1300.00	330.00 - 360.00
Kurunegala	1200.00 - 1300.00	550.00 - 600.00	-	280.00 - 320.00	220.00 - 240.00	400.00 - 400.00	-	1100.00 - 1200.00	1200.00 - 1200.00	340.00 - 350.00
Nikaweratiya	1100.00 - 1300.00	480.00 - 520.00	-	290.00 - 320.00	220.00 - 280.00	360.00 - 360.00	-	780.00 - 960.00	1100.00 - 1100.00	325.00 - 340.00
Dambulla	1100.00 - 1200.00	500.00 - 540.00	-	280.00 - 320.00	220.00 - 240.00	-	400.00 - 400.00	780.00 - 850.00	1000.00 - 1000.00	320.00 - 330.00
Anuradhapura	1200.00 - 1300.00	500.00 - 600.00	-	280.00 - 300.00	200.00 - 240.00	-	-	900.00 - 1000.00	1100.00 - 1200.00	320.00 - 340.00
Thambuththegama	1100.00 - 1250.00	580.00 - 600.00	-	270.00 - 280.00	210.00 - 235.00	-	-	750.00 - 800.00	-	310.00 - 320.00
Polonnaruwa	1200.00 - 1260.00	480.00 - 500.00	-	280.00 - 300.00	210.00 - 230.00	360.00 - 380.00	400.00 - 400.00	800.00 - 880.00	1100.00 - 1100.00	320.00 - 340.00
Kaluthara	1180.00 - 1200.00	480.00 - 520.00	-	270.00 - 280.00	200.00 - 210.00	350.00 - 375.00	-	980.00 - 1000.00	1180.00 - 1220.00	315.00 - 330.00
Badulla	1150.00 - 1250.00	560.00 - 600.00	-	300.00 - 320.00	230.00 - 240.00	360.00 - 380.00	-	800.00 - 900.00	1100.00 - 1200.00	320.00 - 330.00
Keppetipola	1260.00 - 1300.00	520.00 - 540.00	-	300.00 - 320.00	240.00 - 260.00	360.00 - 380.00	-	860.00 - 900.00	1000.00 - 1050.00	320.00 - 330.00
Moneragala	1200.00 - 1300.00	520.00 - 600.00	-	300.00 - 320.00	200.00 - 240.00	340.00 - 380.00	-	800.00 - 940.00	1000.00 - 1200.00	320.00 - 340.00
Kegalle	1100.00 - 1200.00	500.00 - 520.00	-	280.00 - 320.00	230.00 - 280.00	360.00 - 370.00	380.00 - 400.00	840.00 - 900.00	1050.00 - 1180.00	320.00 - 380.00
Ampara	1150.00 - 1250.00	480.00 - 560.00	-	280.00 - 310.00	200.00 - 260.00	360.00 - 380.00	-	800.00 - 980.00	1000.00 - 1000.00	310.00 - 320.00
Dehiattakandiya	1100.00 - 1200.00	480.00 - 550.00	-	300.00 - 320.00	250.00 - 300.00	400.00 - 400.00	-	-	-	310.00 - 320.00
Nuwaraeliya	1250.00 - 1300.00	520.00 - 550.00	-	300.00 - 330.00	270.00 - 300.00	-	370.00 - 400.00	920.00 - 940.00	1000.00 - 1050.00	320.00 - 330.00
Kandy	1200.00 - 1300.00	540.00 - 600.00	-	320.00 - 340.00	220.00 - 240.00	350.00 - 360.00	380.00 - 400.00	950.00 - 1000.00	1100.00 - 1200.00	340.00 - 350.00
Puttalam	1100.00 - 1250.00	-	600.00 - 720.00	320.00 - 340.00	240.00 - 300.00	-	400.00 - 480.00	850.00 - 950.00	1100.00 - 1250.00	315.00 - 320.00
Rathnapura	-	-	-	-	-	-	-	-	-	-
Hambantota	1200.00 - 1300.00	520.00 - 600.00	-	270.00 - 300.00	220.00 - 260.00	-	380.00 - 400.00	800.00 - 900.00	1000.00 - 1100.00	320.00 - 340.00
Matara	1200.00 - 1300.00	550.00 - 600.00	-	280.00 - 300.00	240.00 - 260.00	-	380.00 - 400.00	800.00 - 900.00	1000.00 - 1100.00	320.00 - 340.00
Galle	1200.00 - 1300.00	580.00 - 680.00	-	280.00 - 300.00	200.00 - 220.00	-	-	800.00 - 1100.00	900.00 - 1200.00	320.00 - 340.00
Tissamaharama	1200.00 - 1250.00	600.00 - 650.00	-	280.00 - 300.00	230.00 - 300.00	-	-	750.00 - 850.00	800.00 - 900.00	310.00 - 330.00
Meegoda (DEC)	1080.00 - 1100.00	-	-	280.00 - 320.00	220.00 - 240.00	-	440.00 - 480.00	860.00 - 900.00	1060.00 - 1100.00	320.00 - 340.00
Embilipitiya	1200.00 - 1300.00	480.00 - 520.00	-	270.00 - 280.00	220.00 - 280.00	-	380.00 - 400.00	800.00 - 900.00	1000.00 - 1100.00	315.00 - 390.00
Jaffna	1200.00 - 1300.00	-	380.00 - 400.00	290.00 - 310.00	200.00 - 220.00	-	390.00 - 410.00	-	-	310.00 - 320.00
Vavuniya	1200.00 - 1280.00	580.00 - 600.00	-	300.00 - 320.00	240.00 - 250.00	-	500.00 - 520.00	840.00 - 900.00	-	318.00 - 320.00
Mannar	1150.00 - 1300.00	-	500.00 - 600.00	270.00 - 320.00	230.00 - 250.00	-	-	900.00 - 1000.00	-	320.00 - 350.00
Killinochchi	1150.00 - 1170.00	-	-	320.00 - 330.00	230.00 - 250.00	-	-	800.00 - 840.00	-	320.00 - 330.00
Mullaittivu	-	-	-	-	-	-	-	-	-	-
Batticaloa	1160.00 - 1200.00	480.00 - 500.00	540.00 - 560.00	310.00 - 320.00	240.00 - 250.00	400.00 - 420.00	450.00 - 480.00	820.00 - 850.00	1140.00 - 1200.00	320.00 - 325.00
Trincomalee	1150.00 - 1200.00	480.00 - 500.00	-	280.00 - 320.00	230.00 - 250.00	-	-	880.00 - 940.00	-	310.00 - 320.00
Hanguranketha	1150.00 - 1295.00	500.00 - 600.00	-	280.00 - 310.00	210.00 - 250.00	340.00 - 360.00	-	800.00 - 900.00	1200.00 - 1250.00	310.00 - 320.00
Veyangoda	1100.00 - 1200.00	520.00 - 580.00	-	280.00 - 320.00	200.00 - 240.00	-	460.00 - 480.00	900.00 - 1000.00	1000.00 - 1200.00	310.00 - 320.00
Galenbindunuwewa	1140.00 - 1180.00	480.00 - 490.00	-	290.00 - 300.00	210.00 - 240.00	-	-	780.00 - 800.00	-	320.00 - 340.00
Bandarawela	1200.00 - 1300.00	560.00 - 600.00	-	280.00 - 300.00	220.00 - 240.00	340.00 - 360.00	-	900.00 - 950.00	1100.00 - 1200.00	320.00 - 340.00
Matale	1100.00 - 1150.00	500.00 - 600.00	-	280.00 - 300.00	210.00 - 220.00	350.00 - 360.00	-	780.00 - 800.00	-	310.00 - 330.00

Table 06: Selected Markets: Wholesale Price of Vegetables(Rs/Kg)

Week 49: 01 - 07 December 2023

Locations	Butter Beans	Green Beans	Carrot	Leeks	Beetroot	Knolkhol
Colombo	-	500.00 - 650.00	250.00 - 320.00	180.00 - 300.00	350.00 - 430.00	280.00 - 300.00
Meegoda (DEC)	-	580.00 - 650.00	300.00 - 360.00	240.00 - 260.00	400.00 - 450.00	270.00 - 300.00
Dambulla (DEC)	-	450.00 - 500.00	250.00 - 350.00	220.00 - 260.00	350.00 - 400.00	340.00 - 350.00
Keppetipola (DEC)	-	550.00 - 600.00	270.00 - 300.00	200.00 - 220.00	300.00 - 310.00	300.00 - 320.00
Norochchole (DEC)	-	-	-	-	280.00 - 320.00	-
Nuwara Eliya	-	580.00 - 620.00	310.00 - 320.00	210.00 - 220.00	310.00 - 330.00	300.00 - 320.00
Kandy	-	450.00 - 500.00	280.00 - 300.00	200.00 - 220.00	370.00 - 380.00	250.00 - 260.00
Hambantota	-	600.00 - 650.00	400.00 - 450.00	250.00 - 300.00	400.00 - 460.00	-
Thambuththegama (DEC)	-	500.00 - 570.00	330.00 - 360.00	230.00 - 260.00	420.00 - 450.00	-
Jaffna	-	390.00 - 410.00	320.00 - 340.00	260.00 - 280.00	340.00 - 360.00	-
Bandarawela	-	500.00 - 550.00	280.00 - 300.00	180.00 - 200.00	300.00 - 320.00	260.00 - 280.00
Veyangoda	-	600.00 - 650.00	300.00 - 340.00	250.00 - 280.00	400.00 - 430.00	280.00 - 320.00

Locations	Raddish	Cabbage	Tomato	Ladies Fingers	Brinjal	Capsicum
Colombo	150.00 - 200.00	280.00 - 350.00	380.00 - 600.00	130.00 - 180.00	300.00 - 350.00	550.00 - 600.00
Meegoda (DEC)	150.00 - 200.00	300.00 - 370.00	500.00 - 600.00	180.00 - 220.00	330.00 - 380.00	580.00 - 650.00
Moneragala	200.00 - 240.00	350.00 - 400.00	450.00 - 500.00	200.00 - 220.00	280.00 - 340.00	700.00 - 720.00
Dambulla (DEC)	130.00 - 140.00	250.00 - 300.00	500.00 - 550.00	110.00 - 130.00	200.00 - 280.00	500.00 - 600.00
Keppetipola (DEC)	130.00 - 150.00	280.00 - 320.00	450.00 - 500.00	140.00 - 150.00	220.00 - 250.00	600.00 - 650.00
Norochchole (DEC)	80.00 - 150.00	200.00 - 300.00	350.00 - 400.00	170.00 - 200.00	-	500.00 - 600.00
Nuwara Eliya	140.00 - 160.00	330.00 - 340.00	460.00 - 500.00	150.00 - 160.00	240.00 - 260.00	630.00 - 650.00
Kandy	120.00 - 140.00	290.00 - 340.00	450.00 - 480.00	160.00 - 180.00	230.00 - 260.00	530.00 - 550.00
Hambantota	180.00 - 200.00	400.00 - 450.00	480.00 - 540.00	250.00 - 300.00	380.00 - 400.00	700.00 - 750.00
Thambuththegama (DEC)	150.00 - 180.00	300.00 - 330.00	470.00 - 520.00	120.00 - 150.00	250.00 - 300.00	520.00 - 600.00
Tissamaharama	230.00 - 250.00	400.00 - 420.00	450.00 - 520.00	180.00 - 200.00	340.00 - 360.00	680.00 - 720.00
Jaffna	190.00 - 210.00	350.00 - 360.00	600.00 - 620.00	160.00 - 185.00	360.00 - 375.00	600.00 - 620.00
Bandarawela	120.00 - 140.00	300.00 - 320.00	400.00 - 450.00	-	250.00 - 280.00	550.00 - 600.00
Veyangoda	170.00 - 180.00	300.00 - 330.00	530.00 - 570.00	170.00 - 200.00	330.00 - 370.00	550.00 - 600.00

Locations	Pumpkin	Cucumber	Bitter Gourd	Snake Gourd	Drumstick	Luffa
Colombo	90.00 - 120.00	140.00 - 160.00	450.00 - 600.00	180.00 - 220.00	-	250.00 - 300.00
Meegoda (DEC)	110.00 - 130.00	110.00 - 150.00	480.00 - 550.00	200.00 - 250.00	-	300.00 - 350.00
Moneragala	100.00 - 120.00	200.00 - 240.00	550.00 - 600.00	280.00 - 350.00	-	300.00 - 350.00
Dambulla (DEC)	90.00 - 120.00	110.00 - 120.00	400.00 - 450.00	220.00 - 250.00	-	300.00 - 350.00
Keppetipola (DEC)	100.00 - 130.00	120.00 - 140.00	400.00 - 440.00	220.00 - 230.00	-	280.00 - 300.00
Norochchole (DEC)	80.00 - 110.00	70.00 - 110.00	-	-	-	240.00 - 270.00
Nuwara Eliya	120.00 - 130.00	130.00 - 140.00	440.00 - 450.00	230.00 - 240.00	-	300.00 - 320.00
Kandy	100.00 - 120.00	140.00 - 150.00	400.00 - 420.00	220.00 - 250.00	-	250.00 - 280.00
Hambantota	120.00 - 150.00	120.00 - 170.00	500.00 - 580.00	250.00 - 320.00	-	280.00 - 350.00
Thambuththegama (DEC)	70.00 - 110.00	70.00 - 90.00	450.00 - 480.00	230.00 - 260.00	-	220.00 - 250.00
Tissamaharama	120.00 - 150.00	130.00 - 160.00	560.00 - 600.00	280.00 - 300.00	-	350.00 - 380.00
Jaffna	50.00 - 60.00	155.00 - 170.00	390.00 - 420.00	230.00 - 245.00	-	-
Bandarawela	100.00 - 120.00	100.00 - 120.00	-	-	-	-
Veyangoda	120.00 - 140.00	120.00 - 150.00	450.00 - 530.00	280.00 - 320.00	-	280.00 - 300.00

Table 06 (Contd.)

	Long Beans	Ash Plantain	Green Chillies	Lime	Sweet Potatoe	Manioc
Colombo	250.00 - 300.00	220.00 - 280.00	800.00 - #####	800.00 - #####	80.00 - 120.00	80.00 - 120.00
Meegoda (DEC)	280.00 - 330.00	260.00 - 300.00	900.00 - 950.00	500.00 - 600.00	90.00 - 160.00	70.00 - 120.00
Moneragala	380.00 - 400.00	200.00 - 220.00	##### - #####	800.00 - 900.00	150.00 - 180.00	60.00 - 80.00
Dambulla (DEC)	200.00 - 250.00	240.00 - 260.00	700.00 - 800.00	300.00 - 400.00	80.00 - 140.00	70.00 - 80.00
Keppetipola (DEC)	240.00 - 250.00	250.00 - 260.00	900.00 - #####	550.00 - 600.00	110.00 - 140.00	100.00 - 110.00
Norochchole (DEC)	170.00 - 220.00	-	840.00 - 900.00	-	80.00 - 100.00	70.00 - 90.00
Nuwara Eliya	250.00 - 260.00	260.00 - 270.00	950.00 - #####	580.00 - 620.00	130.00 - 140.00	110.00 - 120.00
Kandy	280.00 - 300.00	250.00 - 270.00	800.00 - 850.00	650.00 - 700.00	120.00 - 150.00	90.00 - 100.00
Hambantota	250.00 - 300.00	180.00 - 250.00	##### - #####	700.00 - 800.00	140.00 - 160.00	100.00 - 150.00
Thambuththegama (DEC)	210.00 - 240.00	220.00 - 250.00	550.00 - 700.00	300.00 - 450.00	90.00 - 110.00	70.00 - 90.00
Tissamaharama	200.00 - 240.00	140.00 - 180.00	800.00 - 950.00	700.00 - 800.00	100.00 - 120.00	100.00 - 130.00
Jaffna	350.00 - 365.00	150.00 - 160.00	840.00 - 860.00	800.00 - 830.00	130.00 - 140.00	60.00 - 75.00
Bandarawela	-	-	950.00 - 980.00	-	120.00 - 140.00	100.00 - 120.00
Veyangoda	220.00 - 290.00	250.00 - 290.00	850.00 - 880.00	500.00 - 520.00	110.00 - 120.00	100.00 - 120.00

Locations	Leafy Vegetables (Rs/Bundle)			Coconut (Rs/Nut)	
	Mukunuwenna	Kankun	Gotukola	Large	Small
Colombo	50.00 - 60.00	50.00 - 60.00	180.00 - 280.00	98.00 - 110.00	85.00 - 92.00
Meegoda (DEC)	80.00 - 80.00	80.00 - 80.00	160.00 - 200.00	110.00 - 115.00	80.00 - 85.00
Norochchole (DEC)	50.00 - 60.00	50.00 - 60.00	120.00 - 130.00	95.00 - 105.00	80.00 - 90.00
Nuwara Eliya	-	-	-	-	-
Dambulla (DEC)	20.00 - 30.00	20.00 - 30.00	120.00 - 130.00	80.00 - 85.00	65.00 - 70.00
Kandy	40.00 - 45.00	40.00 - 50.00	170.00 - 180.00	95.00 - 98.00	75.00 - 80.00
Hambantota	50.00 - 50.00	50.00 - 50.00	100.00 - 120.00	-	-
Thambuththegama (DEC)	30.00 - 30.00	30.00 - 30.00	-	75.00 - 85.00	65.00 - 70.00
Tissamaharama	40.00 - 50.00	40.00 - 50.00	180.00 - 195.00	80.00 - 110.00	60.00 - 70.00
Jaffna	65.00 - 80.00	30.00 - 36.00	230.00 - 250.00	74.00 - 80.00	50.00 - 55.00
Bandarawela	-	-	-	-	-
Veyangoda	35.00 - 40.00	35.00 - 40.00	-	95.00 - 95.00	-

Colombo, Meegoda, Norochchole, Jaffna, Dambulla and Kandy - Gotukola Price Rs/Kg

Table 07: Selected Markets: Retail Price of Vegetables (Rs/Kg)

Week 49: 01 - 07 December 2023

LOCATIONS	Up Country Varieties																
	Butter Beans		Green Beans		Carrot		Leeks		Beetroot		Knol Khol		Raddish		Cabbage		Tomato
Colombo	-	600.00 - 800.00	280.00 - 560.00	260.00 - 430.00	380.00 - 600.00	300.00 - 520.00	200.00 - 480.00	350.00 - 560.00	430.00 - 800.00								
Gampaha	-	720.00 - 750.00	480.00 - 520.00	480.00 - 480.00	600.00 - 620.00	-	360.00 - 480.00	560.00 - 560.00	700.00 - 800.00								
Kurunegala	-	760.00 - 800.00	580.00 - 600.00	380.00 - 420.00	-	-	-	400.00 - 500.00	700.00 - 800.00								
Nikaweratiya	-	600.00 - 720.00	480.00 - 520.00	400.00 - 480.00	520.00 - 600.00	400.00 - 400.00	280.00 - 320.00	480.00 - 560.00	560.00 - 680.00								
Dambulla	-	680.00 - 720.00	460.00 - 500.00	360.00 - 400.00	560.00 - 600.00	460.00 - 480.00	260.00 - 280.00	440.00 - 480.00	700.00 - 800.00								
Anuradhapura	-	600.00 - 800.00	480.00 - 560.00	400.00 - 480.00	480.00 - 520.00	-	240.00 - 320.00	440.00 - 480.00	480.00 - 740.00								
Thambuththegama	-	550.00 - 600.00	380.00 - 460.00	320.00 - 380.00	380.00 - 580.00	-	200.00 - 260.00	400.00 - 460.00	600.00 - 660.00								
Polonnaruwa	-	580.00 - 680.00	450.00 - 480.00	320.00 - 380.00	480.00 - 520.00	340.00 - 360.00	200.00 - 220.00	420.00 - 450.00	620.00 - 700.00								
Kaluthara	-	700.00 - 720.00	360.00 - 400.00	320.00 - 340.00	480.00 - 500.00	420.00 - 440.00	320.00 - 340.00	400.00 - 440.00	680.00 - 700.00								
Badulla	-	600.00 - 700.00	400.00 - 440.00	320.00 - 360.00	440.00 - 480.00	400.00 - 440.00	220.00 - 260.00	400.00 - 440.00	500.00 - 600.00								
Keppetipola	-	650.00 - 680.00	360.00 - 380.00	280.00 - 300.00	360.00 - 380.00	360.00 - 380.00	180.00 - 200.00	380.00 - 400.00	560.00 - 580.00								
Moneragala	-	640.00 - 720.00	400.00 - 520.00	400.00 - 480.00	480.00 - 560.00	-	280.00 - 320.00	460.00 - 480.00	520.00 - 600.00								
Kegalle	-	560.00 - 600.00	500.00 - 520.00	360.00 - 400.00	660.00 - 680.00	480.00 - 520.00	340.00 - 360.00	480.00 - 520.00	600.00 - 640.00								
Ampara	-	640.00 - 720.00	480.00 - 520.00	360.00 - 360.00	560.00 - 560.00	-	320.00 - 320.00	500.00 - 520.00	700.00 - 720.00								
Dehiattakandiya	-	600.00 - 600.00	400.00 - 480.00	400.00 - 400.00	-	400.00 - 400.00	300.00 - 320.00	400.00 - 480.00	600.00 - 800.00								
Nuwaraeliya	-	680.00 - 700.00	400.00 - 420.00	300.00 - 320.00	380.00 - 400.00	380.00 - 400.00	250.00 - 260.00	440.00 - 450.00	560.00 - 600.00								
Kandy	-	640.00 - 700.00	480.00 - 500.00	320.00 - 340.00	480.00 - 520.00	400.00 - 450.00	200.00 - 240.00	480.00 - 500.00	750.00 - 800.00								
Puttalam	-	720.00 - 800.00	520.00 - 600.00	320.00 - 440.00	520.00 - 600.00	-	280.00 - 320.00	520.00 - 600.00	650.00 - 800.00								
Hambantota	-	720.00 - 800.00	480.00 - 550.00	280.00 - 320.00	480.00 - 520.00	-	240.00 - 320.00	480.00 - 520.00	600.00 - 650.00								
Rathnapura	-	-	-	-	-	-	-	-	-								
Matara	-	720.00 - 800.00	480.00 - 500.00	300.00 - 340.00	450.00 - 500.00	-	240.00 - 280.00	460.00 - 500.00	600.00 - 800.00								
Galle	-	800.00 - 820.00	480.00 - 520.00	340.00 - 380.00	580.00 - 600.00	-	280.00 - 280.00	500.00 - 540.00	480.00 - 500.00								
Tissamaharama	-	700.00 - 720.00	400.00 - 440.00	300.00 - 340.00	500.00 - 540.00	-	260.00 - 280.00	420.00 - 470.00	550.00 - 600.00								
Meegoda (DEC)	-	650.00 - 720.00	460.00 - 520.00	320.00 - 400.00	520.00 - 600.00	460.00 - 480.00	280.00 - 320.00	520.00 - 600.00	760.00 - 800.00								
Embilipitiya	-	640.00 - 720.00	400.00 - 520.00	400.00 - 450.00	400.00 - 480.00	350.00 - 400.00	280.00 - 320.00	480.00 - 520.00	650.00 - 720.00								
Jaffna	-	450.00 - 650.00	390.00 - 420.00	310.00 - 340.00	390.00 - 420.00	-	230.00 - 260.00	380.00 - 410.00	630.00 - 660.00								
Vavuniya	-	600.00 - 650.00	600.00 - 640.00	450.00 - 480.00	480.00 - 500.00	-	300.00 - 340.00	480.00 - 500.00	750.00 - 800.00								
Mannar	-	700.00 - 740.00	550.00 - 600.00	400.00 - 440.00	600.00 - 650.00	-	320.00 - 350.00	480.00 - 520.00	800.00 - 840.00								
Killinochchi	-	580.00 - 620.00	580.00 - 620.00	380.00 - 420.00	580.00 - 620.00	-	360.00 - 400.00	460.00 - 500.00	640.00 - 660.00								
Mullaittivu	-	-	-	-	-	-	-	-	-								
Batticaloa	-	680.00 - 720.00	520.00 - 560.00	400.00 - 440.00	580.00 - 620.00	360.00 - 400.00	250.00 - 280.00	520.00 - 550.00	760.00 - 800.00								
Trincomalee	-	680.00 - 720.00	640.00 - 680.00	380.00 - 420.00	570.00 - 600.00	330.00 - 360.00	320.00 - 350.00	480.00 - 520.00	700.00 - 760.00								
Hanguranketha	-	580.00 - 600.00	340.00 - 380.00	260.00 - 280.00	380.00 - 400.00	-	160.00 - 180.00	350.00 - 380.00	560.00 - 580.00								
Veyangoda	-	700.00 - 760.00	460.00 - 520.00	360.00 - 400.00	480.00 - 560.00	480.00 - 480.00	240.00 - 280.00	400.00 - 480.00	600.00 - 700.00								
Galenbindunuwewa	-	600.00 - 720.00	480.00 - 560.00	400.00 - 420.00	-	-	180.00 - 240.00	400.00 - 480.00	520.00 - 720.00								
Bandarawela	-	600.00 - 640.00	380.00 - 400.00	280.00 - 300.00	400.00 - 420.00	360.00 - 380.00	220.00 - 240.00	400.00 - 420.00	500.00 - 560.00								
Matale	-	600.00 - 640.00	400.00 - 480.00	360.00 - 400.00	560.00 - 600.00	400.00 - 440.00	280.00 - 320.00	400.00 - 440.00	600.00 - 700.00								

Table 07 (Contd.)

LOCATIONS	Low Country Varieties											
	Ladies Fingers	Brinjal	Capsicum	Pumpkin	Cucumber	Bitter Gourd	Snake Gourd	Drumstick	Luffa	Long Beans		
Colombo	240.00 - 420.00	350.00 - 600.00	650.00 - 1100.00	130.00 - 260.00	160.00 - 340.00	500.00 - 800.00	240.00 - 600.00	-	350.00 - 600.00	340.00 - 600.00		
Gampaha	400.00 - 400.00	480.00 - 480.00	800.00 - 800.00	160.00 - 200.00	200.00 - 320.00	600.00 - 800.00	480.00 - 520.00	-	480.00 - 560.00	480.00 - 520.00		
Kurunegala	280.00 - 320.00	480.00 - 520.00	800.00 - 900.00	160.00 - 200.00	240.00 - 280.00	780.00 - 800.00	400.00 - 480.00	-	500.00 - 600.00	460.00 - 480.00		
Nikaweratiya	240.00 - 320.00	400.00 - 480.00	720.00 - 800.00	200.00 - 240.00	200.00 - 280.00	600.00 - 720.00	400.00 - 480.00	-	480.00 - 480.00	320.00 - 400.00		
Dambulla	220.00 - 240.00	440.00 - 480.00	760.00 - 800.00	160.00 - 200.00	250.00 - 280.00	640.00 - 660.00	450.00 - 480.00	-	450.00 - 480.00	400.00 - 460.00		
Anuradhapura	240.00 - 320.00	360.00 - 400.00	800.00 - 850.00	160.00 - 200.00	200.00 - 240.00	520.00 - 800.00	320.00 - 440.00	-	400.00 - 440.00	400.00 - 480.00		
Thambuththegama	200.00 - 240.00	340.00 - 400.00	680.00 - 800.00	140.00 - 200.00	160.00 - 180.00	600.00 - 680.00	340.00 - 380.00	-	300.00 - 360.00	320.00 - 380.00		
Polonnaruwa	240.00 - 280.00	400.00 - 480.00	720.00 - 800.00	140.00 - 180.00	200.00 - 280.00	650.00 - 720.00	400.00 - 560.00	-	500.00 - 560.00	380.00 - 400.00		
Kaluthara	300.00 - 340.00	420.00 - 440.00	760.00 - 780.00	160.00 - 180.00	180.00 - 200.00	720.00 - 740.00	360.00 - 380.00	-	480.00 - 500.00	480.00 - 500.00		
Badulla	280.00 - 320.00	360.00 - 400.00	780.00 - 800.00	160.00 - 200.00	240.00 - 260.00	660.00 - 700.00	360.00 - 400.00	-	480.00 - 500.00	400.00 - 440.00		
Keppetipola	240.00 - 250.00	320.00 - 340.00	720.00 - 750.00	200.00 - 220.00	220.00 - 240.00	500.00 - 520.00	300.00 - 320.00	-	360.00 - 380.00	320.00 - 340.00		
Moneragala	280.00 - 320.00	320.00 - 440.00	800.00 - 840.00	160.00 - 200.00	280.00 - 320.00	600.00 - 720.00	400.00 - 480.00	-	440.00 - 480.00	400.00 - 480.00		
Kegalle	340.00 - 360.00	460.00 - 480.00	760.00 - 800.00	150.00 - 180.00	200.00 - 240.00	680.00 - 720.00	400.00 - 440.00	-	480.00 - 520.00	460.00 - 480.00		
Ampara	360.00 - 360.00	400.00 - 480.00	880.00 - 900.00	160.00 - 200.00	240.00 - 280.00	640.00 - 700.00	360.00 - 440.00	-	360.00 - 440.00	360.00 - 400.00		
Dehiattakandiya	300.00 - 340.00	380.00 - 400.00	720.00 - 800.00	160.00 - 200.00	240.00 - 240.00	520.00 - 600.00	400.00 - 400.00	-	400.00 - 480.00	320.00 - 400.00		
Nuwaraeliya	250.00 - 260.00	350.00 - 360.00	750.00 - 760.00	210.00 - 230.00	240.00 - 250.00	540.00 - 560.00	340.00 - 360.00	-	380.00 - 400.00	350.00 - 360.00		
Kandy	240.00 - 280.00	450.00 - 480.00	900.00 - 1000.00	160.00 - 180.00	200.00 - 240.00	550.00 - 600.00	360.00 - 400.00	-	320.00 - 360.00	360.00 - 400.00		
Puttalam	280.00 - 320.00	480.00 - 600.00	900.00 - 1100.00	240.00 - 260.00	260.00 - 300.00	760.00 - 800.00	520.00 - 600.00	-	520.00 - 600.00	400.00 - 480.00		
Rathnapura	-	-	-	-	-	-	-	-	-	-		
Hambantota	320.00 - 360.00	440.00 - 500.00	800.00 - 900.00	180.00 - 240.00	180.00 - 240.00	600.00 - 720.00	340.00 - 420.00	-	360.00 - 460.00	320.00 - 400.00		
Matara	350.00 - 400.00	400.00 - 480.00	800.00 - 900.00	160.00 - 180.00	250.00 - 320.00	720.00 - 800.00	400.00 - 480.00	-	440.00 - 480.00	400.00 - 480.00		
Galle	340.00 - 360.00	480.00 - 520.00	900.00 - 950.00	140.00 - 160.00	240.00 - 280.00	680.00 - 700.00	380.00 - 400.00	-	440.00 - 480.00	400.00 - 480.00		
Tissamaharama	200.00 - 220.00	380.00 - 420.00	720.00 - 760.00	150.00 - 200.00	180.00 - 220.00	600.00 - 650.00	300.00 - 350.00	-	400.00 - 450.00	320.00 - 380.00		
Meegoda (DEC)	280.00 - 320.00	480.00 - 520.00	800.00 - 900.00	200.00 - 260.00	240.00 - 280.00	760.00 - 800.00	440.00 - 480.00	-	520.00 - 560.00	360.00 - 480.00		
Embilipitiya	280.00 - 320.00	400.00 - 480.00	600.00 - 700.00	200.00 - 240.00	200.00 - 280.00	700.00 - 800.00	280.00 - 320.00	-	350.00 - 400.00	350.00 - 400.00		
Jaffna	200.00 - 230.00	400.00 - 420.00	640.00 - 660.00	90.00 - 110.00	200.00 - 220.00	440.00 - 460.00	260.00 - 280.00	-	-	400.00 - 420.00		
Vavuniya	300.00 - 340.00	400.00 - 420.00	600.00 - 650.00	150.00 - 200.00	280.00 - 320.00	800.00 - 860.00	400.00 - 460.00	-	400.00 - 480.00	600.00 - 700.00		
Mannar	300.00 - 350.00	400.00 - 450.00	800.00 - 850.00	180.00 - 220.00	280.00 - 320.00	720.00 - 800.00	400.00 - 450.00	-	-	400.00 - 450.00		
Killinochchi	240.00 - 260.00	380.00 - 420.00	780.00 - 820.00	140.00 - 160.00	230.00 - 250.00	780.00 - 820.00	300.00 - 340.00	-	-	750.00 - 800.00		
Mullaittivu	-	-	-	-	-	-	-	-	-	-		
Batticaloa	380.00 - 400.00	400.00 - 450.00	760.00 - 800.00	180.00 - 200.00	280.00 - 320.00	720.00 - 750.00	300.00 - 320.00	-	360.00 - 400.00	400.00 - 450.00		
Trincomalee	360.00 - 400.00	440.00 - 480.00	800.00 - 850.00	160.00 - 200.00	270.00 - 300.00	740.00 - 800.00	320.00 - 350.00	-	380.00 - 400.00	460.00 - 500.00		
Hanguranketha	200.00 220.00	320.00 350.00	650.00 750.00	130.00 150.00	190.00 220.00	600.00 650.00	300.00 340.00	-	270.00 300.00	320.00 350.00		
Veyangoda	320.00 - 360.00	480.00 - 540.00	720.00 - 800.00	160.00 - 200.00	200.00 - 260.00	680.00 - 800.00	480.00 - 520.00	-	480.00 - 560.00	400.00 - 480.00		
Galenbindunuwewa	240.00 - 320.00	360.00 - 400.00	650.00 - 800.00	160.00 - 200.00	200.00 - 240.00	600.00 - 800.00	320.00 - 400.00	-	400.00 - 480.00	400.00 - 420.00		
Bandarawela	240.00 - 260.00	360.00 - 380.00	700.00 - 800.00	200.00 - 220.00	200.00 - 220.00	560.00 - 580.00	360.00 - 380.00	-	460.00 - 480.00	380.00 - 400.00		
Matale	280.00 - 320.00	380.00 - 400.00	800.00 - 900.00	200.00 - 240.00	240.00 - 260.00	720.00 - 800.00	360.00 - 400.00	-	400.00 - 440.00	400.00 - 480.00		

Table 07 (Contd.)

LOCATIONS	Low Country Varieties					Leafy Vegetable			Coconut (Rs/Nut)	
	Ash Plantain	Green Chillies	Lime	Sweet Potato	Manioc	Mukunuwenna	Kankun	Gotukola	Large	Small
Colombo	300.00 - 480.00	900.00 - 1600.00	1000.00 - 2200.00	150.00 - 340.00	150.00 - 260.00	70.00 - 80.00	70.00 - 80.00	80.00 - 100.00	100.00 - 120.00	90.00 - 100.00
Gampaha	400.00 - 480.00	1400.00 - 1600.00	1600.00 - 1600.00	200.00 - 240.00	200.00 - 200.00	60.00 - 70.00	60.00 - 70.00	30.00 - 30.00	110.00 - 120.00	80.00 - 100.00
Kurunegala	440.00 - 480.00	1000.00 - 1200.00	1000.00 - 1200.00	200.00 - 240.00	200.00 - 200.00	50.00 - 50.00	50.00 - 50.00	30.00 - 30.00	100.00 - 110.00	80.00 - 80.00
Nikaweratiya	260.00 - 320.00	1000.00 - 1400.00	700.00 - 800.00	200.00 - 260.00	160.00 - 180.00	40.00 - 50.00	40.00 - 50.00	60.00 - 60.00	85.00 - 95.00	70.00 - 75.00
Dambulla	340.00 - 360.00	1300.00 - 1400.00	1000.00 - 1200.00	240.00 - 280.00	160.00 - 180.00	50.00 - 60.00	50.00 - 60.00	50.00 - 60.00	100.00 - 110.00	75.00 - 80.00
Anuradhapura	320.00 - 360.00	1000.00 - 1200.00	1000.00 - 1600.00	200.00 - 240.00	180.00 - 200.00	50.00 - 60.00	50.00 - 60.00	50.00 - 60.00	100.00 - 110.00	70.00 - 90.00
Thambuththegama	280.00 - 320.00	900.00 - 1100.00	800.00 - 850.00	220.00 - 260.00	120.00 - 150.00	40.00 - 50.00	40.00 - 50.00	-	80.00 - 90.00	-
Polonnaruwa	300.00 - 360.00	1200.00 - 1400.00	1400.00 - 1600.00	180.00 - 220.00	160.00 - 180.00	50.00 - 50.00	50.00 - 50.00	50.00 - 50.00	75.00 - 80.00	55.00 - 65.00
Kaluthara	380.00 - 400.00	1200.00 - 1300.00	1200.00 - 1300.00	220.00 - 240.00	200.00 - 220.00	50.00 - 80.00	50.00 - 80.00	80.00 - 100.00	100.00 - 120.00	90.00 - 95.00
Badulla	360.00 - 400.00	1200.00 - 1400.00	1000.00 - 1200.00	200.00 - 240.00	160.00 - 200.00	60.00 - 70.00	60.00 - 70.00	70.00 - 80.00	105.00 - 110.00	80.00 - 90.00
Keppetipola	340.00 - 350.00	1400.00 - 1500.00	800.00 - 900.00	170.00 - 190.00	150.00 - 170.00	60.00 - 65.00	60.00 - 65.00	50.00 - 60.00	110.00 - 115.00	90.00 - 96.00
Moneragala	240.00 - 320.00	1350.00 - 1400.00	900.00 - 1000.00	200.00 - 240.00	80.00 - 100.00	60.00 - 70.00	60.00 - 70.00	60.00 - 70.00	100.00 - 110.00	70.00 - 80.00
Kegalle	300.00 - 320.00	1350.00 - 1400.00	1100.00 - 1200.00	180.00 - 200.00	180.00 - 200.00	70.00 - 80.00	70.00 - 80.00	40.00 - 50.00	110.00 - 120.00	95.00 - 100.00
Ampara	280.00 - 320.00	1000.00 - 1200.00	1000.00 - 1200.00	240.00 - 240.00	120.00 - 150.00	50.00 - 60.00	50.00 - 60.00	50.00 - 60.00	90.00 - 90.00	80.00 - 80.00
Dehiattakandiya	300.00 - 320.00	1000.00 - 1500.00	700.00 - 800.00	200.00 - 200.00	150.00 - 160.00	50.00 - 60.00	50.00 - 60.00	50.00 - 60.00	75.00 - 80.00	55.00 - 70.00
Nuwaraeliya	360.00 - 380.00	1400.00 - 1600.00	850.00 - 900.00	180.00 - 200.00	160.00 - 180.00	65.00 - 70.00	65.00 - 70.00	55.00 - 60.00	110.00 - 115.00	90.00 - 95.00
Kandy	400.00 - 450.00	1500.00 - 1600.00	1500.00 - 1600.00	200.00 - 240.00	160.00 - 180.00	50.00 - 60.00	60.00 - 70.00	40.00 - 50.00	110.00 - 120.00	80.00 - 85.00
Puttalam	280.00 - 320.00	1200.00 - 1400.00	800.00 - 900.00	180.00 - 220.00	150.00 - 200.00	60.00 - 70.00	60.00 - 70.00	40.00 - 40.00	100.00 - 110.00	85.00 - 95.00
Rathnapura	-	-	-	-	-	-	-	-	-	-
Hambanthota	240.00 - 320.00	1100.00 - 1300.00	900.00 - 1200.00	170.00 - 210.00	150.00 - 200.00	60.00 - 70.00	60.00 - 70.00	70.00 - 80.00	-	-
Matara	280.00 - 320.00	1000.00 - 1400.00	1000.00 - 1300.00	160.00 - 200.00	160.00 - 180.00	60.00 - 70.00	60.00 - 70.00	80.00 - 100.00	110.00 - 125.00	85.00 - 95.00
Galle	300.00 - 360.00	1000.00 - 1100.00	1800.00 - 2000.00	240.00 - 280.00	200.00 - 240.00	60.00 - 70.00	60.00 - 70.00	60.00 - 70.00	110.00 - 120.00	85.00 - 100.00
Tissamaharama	180.00 - 220.00	1000.00 - 1200.00	900.00 - 1000.00	150.00 - 180.00	160.00 - 200.00	45.00 - 55.00	45.00 - 55.00	70.00 - 80.00	90.00 - 120.00	70.00 - 85.00
Meegoda (DEC)	400.00 - 480.00	1200.00 - 1500.00	800.00 - 850.00	280.00 - 280.00	160.00 - 200.00	80.00 - 100.00	80.00 - 80.00	100.00 - 100.00	115.00 - 120.00	90.00 - 90.00
Embilipitiya	240.00 - 280.00	1200.00 - 1400.00	1000.00 - 1200.00	200.00 - 240.00	120.00 - 160.00	70.00 - 80.00	60.00 - 80.00	90.00 - 100.00	110.00 - 130.00	70.00 - 100.00
Jaffna	190.00 - 210.00	880.00 - 920.00	890.00 - 940.00	175.00 - 190.00	90.00 - 110.00	90.00 - 110.00	40.00 - 45.00	50.00 - 60.00	85.00 - 100.00	60.00 - 70.00
Vavuniya	350.00 - 400.00	1000.00 - 1100.00	-	240.00 - 260.00	150.00 - 180.00	60.00 - 65.00	60.00 - 65.00	70.00 - 80.00	80.00 - 95.00	60.00 - 65.00
Mannar	300.00 - 320.00	1200.00 - 1400.00	1000.00 - 1200.00	160.00 - 200.00	160.00 - 200.00	50.00 - 60.00	50.00 - 60.00	35.00 - 50.00	90.00 - 100.00	70.00 - 80.00
Killinochchi	260.00 - 280.00	1350.00 - 1400.00	1180.00 - 1220.00	230.00 - 250.00	150.00 - 170.00	50.00 - 60.00	45.00 - 50.00	40.00 - 50.00	90.00 - 100.00	50.00 - 60.00
Mullaittivu	-	-	-	-	-	-	-	-	-	-
Batticaloa	360.00 - 400.00	1200.00 - 1400.00	1200.00 - 1400.00	200.00 - 220.00	160.00 - 180.00	70.00 - 80.00	50.00 - 50.00	40.00 - 50.00	90.00 - 100.00	50.00 - 60.00
Trincomalee	380.00 420.00	1350.00 1400.00	1900.00 1950.00	240.00 270.00	200.00 240.00	70.00 75.00	75.00 80.00	50.00 55.00	95.00 100.00	65.00 70.00
Hanguranketha	300.00 - 350.00	1200.00 - 1300.00	800.00 - 1000.00	160.00 - 200.00	150.00 - 170.00	40.00 - 60.00	40.00 - 50.00	30.00 - 50.00	100.00 - 110.00	70.00 - 90.00
Veyangoda	340.00 - 400.00	1200.00 - 1600.00	1000.00 - 1400.00	200.00 - 240.00	160.00 - 200.00	60.00 - 70.00	60.00 - 70.00	30.00 - 30.00	110.00 - 120.00	100.00 - 100.00
Galenbindunuwewa	160.00 - 250.00	1000.00 - 1000.00	1200.00 - 1400.00	200.00 - 240.00	140.00 - 160.00	50.00 - 60.00	50.00 - 60.00	50.00 - 60.00	75.00 - 80.00	60.00 - 70.00
Bandarawela	320.00 - 340.00	1200.00 - 1300.00	900.00 - 1000.00	220.00 - 240.00	200.00 - 220.00	50.00 - 60.00	50.00 - 60.00	50.00 - 60.00	100.00 - 110.00	80.00 - 85.00
Matale	320.00 - 360.00	1200.00 - 1400.00	1400.00 - 1600.00	200.00 - 240.00	180.00 - 200.00	40.00 - 50.00	40.00 - 50.00	40.00 - 50.00	100.00 - 110.00	80.00 - 90.00

Table 08: Selected Markets: Retail Price of Fruits (Rs/each & Rs/Kg)

Week 49: 01 - 07 December 2023

19

LOCATIONS	Banana					Pineapple			Mango	
	Ambul (Rs/Kg)	Kolikuttu (Rs/Kg)	Seeni (Rs/Kg)	Anamalu	Ambun	Large	Medium	Small	Betti	Karthakolomban
Colombo	180.00 - 280.00	450.00 - 650.00	150.00 - 240.00	30.00 - 43.00	41.00 - 58.00	530.00 - 700.00	430.00 - 650.00	350.00 - 600.00	-	60.00 - 150.00
Gampaha	200.00 - 200.00	400.00 - 500.00	180.00 - 200.00	25.00 - 30.00	31.00 - 38.00	700.00 - 800.00	450.00 - 600.00	300.00 - 350.00	-	70.00 - 80.00
Kurunegala	180.00 - 250.00	560.00 - 600.00	160.00 - 200.00	20.00 - 25.00	38.00 - 45.00	700.00 - 760.00	480.00 - 500.00	280.00 - 320.00	50.00 - 60.00	80.00 - 100.00
Nikaweratiya	230.00 - 250.00	550.00 - 600.00	200.00 - 220.00	-	48.00 - 50.00	700.00 - 850.00	600.00 - 650.00	500.00 - 550.00	-	40.00 - 50.00
Dambulla	180.00 - 200.00	500.00 - 540.00	160.00 - 180.00	-	40.00 - 42.00	650.00 - 700.00	500.00 - 550.00	300.00 - 350.00	20.00 - 25.00	50.00 - 80.00
Anuradhapura	200.00 - 240.00	500.00 - 600.00	180.00 - 200.00	28.00 - 34.00	35.00 - 47.00	670.00 - 810.00	450.00 - 600.00	350.00 - 420.00	-	50.00 - 80.00
Thambuththegama	220.00 - 240.00	450.00 - 550.00	200.00 - 230.00	32.00 - 38.00	48.00 - 50.00	825.00 - 900.00	660.00 - 780.00	-	-	50.00 - 70.00
Polonnaruwa	250.00 - 280.00	500.00 - 550.00	150.00 - 180.00	30.00 - 35.00	38.00 - 40.00	750.00 - 800.00	600.00 - 650.00	500.00 - 550.00	-	100.00 - 120.00
Kaluthara	200.00 - 220.00	480.00 - 500.00	180.00 - 200.00	33.00 - 35.00	42.00 - 45.00	560.00 - 580.00	420.00 - 450.00	-	-	40.00 - 50.00
Badulla	170.00 - 200.00	450.00 - 520.00	140.00 - 170.00	23.00 - 25.00	32.00 - 35.00	700.00 - 750.00	530.00 - 550.00	320.00 - 350.00	-	40.00 - 70.00
Keppetipola	210.00 - 220.00	520.00 - 540.00	180.00 - 190.00	32.00 - 35.00	49.00 - 54.00	-	500.00 - 550.00	340.00 - 370.00	30.00 - 35.00	60.00 - 70.00
Moneragala	160.00 - 180.00	400.00 - 450.00	100.00 - 140.00	25.00 - 30.00	30.00 - 35.00	750.00 - 800.00	-	-	-	40.00 - 50.00
Kegalle	180.00 - 200.00	560.00 - 600.00	180.00 - 220.00	20.00 - 25.00	25.00 - 30.00	550.00 - 700.00	350.00 - 450.00	200.00 - 250.00	-	50.00 - 80.00
Ampara	140.00 - 180.00	400.00 - 480.00	120.00 - 160.00	25.00 - 30.00	31.00 - 38.00	-	-	530.00 - 550.00	-	50.00 - 60.00
Dehiattakandiya	180.00 - 230.00	450.00 - 450.00	150.00 - 180.00	-	40.00 - 50.00	600.00 - 650.00	450.00 - 500.00	-	-	60.00 - 120.00
Nuwaraeliya	220.00 - 230.00	520.00 - 560.00	190.00 - 200.00	34.00 - 36.00	52.00 - 55.00	-	550.00 - 560.00	380.00 - 420.00	30.00 - 35.00	60.00 - 70.00
Kandy	230.00 - 250.00	550.00 - 600.00	170.00 - 200.00	25.00 - 28.00	38.00 - 42.00	650.00 - 700.00	400.00 - 450.00	250.00 - 300.00	30.00 - 35.00	60.00 - 80.00
Puttalam	170.00 - 200.00	420.00 - 480.00	170.00 - 200.00	25.00 - 28.00	-	700.00 - 800.00	-	300.00 - 350.00	-	55.00 - 70.00
Rathnapura	-	-	-	-	-	-	-	-	-	-
Hambantota	180.00 - 220.00	500.00 - 550.00	180.00 - 200.00	25.00 - 28.00	30.00 - 35.00	850.00 - 920.00	580.00 - 650.00	400.00 - 450.00	-	70.00 - 100.00
Matara	200.00 - 230.00	530.00 - 550.00	160.00 - 180.00	23.00 - 25.00	32.00 - 35.00	740.00 - 780.00	640.00 - 660.00	350.00 - 380.00	-	60.00 - 100.00
Galle	180.00 - 200.00	550.00 - 600.00	180.00 - 200.00	36.00 - 37.00	36.00 - 38.00	650.00 - 700.00	550.00 - 600.00	-	-	-
Tissamaharama	160.00 - 180.00	450.00 - 550.00	160.00 - 170.00	45.00 - 50.00	55.00 - 60.00	580.00 - 600.00	500.00 - 520.00	420.00 - 450.00	20.00 - 30.00	50.00 - 80.00
Meegoda (DEC)	200.00 - 200.00	490.00 - 520.00	190.00 - 200.00	42.00 - 45.00	42.00 - 45.00	765.00 - 850.00	585.00 - 650.00	450.00 - 500.00	-	50.00 - 50.00
Embilipitiya	100.00 - 130.00	300.00 - 400.00	120.00 - 140.00	30.00 - 40.00	35.00 - 50.00	550.00 - 600.00	400.00 - 500.00	250.00 - 350.00	40.00 - 50.00	60.00 - 100.00
Jaffna	100.00 - 120.00	320.00 - 340.00	130.00 - 140.00	-	-	900.00 - 950.00	650.00 - 800.00	500.00 - 600.00	-	100.00 - 120.00
Vavuniya	240.00 - 260.00	-	250.00 - 260.00	36.00 - 40.00	-	800.00 - 900.00	500.00 - 550.00	250.00 - 300.00	-	100.00 - 120.00
Mannar	140.00 - 160.00	400.00 - 450.00	120.00 - 150.00	25.00 - 30.00	-	600.00 - 650.00	500.00 - 550.00	400.00 - 450.00	30.00 - 40.00	50.00 - 60.00
Killinochchi	100.00 - 130.00	400.00 - 440.00	110.00 - 130.00	30.00 - 32.00	-	660.00 - 690.00	530.00 - 550.00	440.00 - 460.00	30.00 - 40.00	50.00 - 60.00
Mullaittivu	-	-	-	-	-	-	-	-	-	-
Batticaloa	150.00 - 160.00	400.00 - 440.00	150.00 - 160.00	30.00 - 32.00	-	560.00 - 600.00	460.00 - 500.00	360.00 - 400.00	-	45.00 - 52.00
Trincomalee	180.00 - 220.00	420.00 - 460.00	150.00 - 180.00	-	-	720.00 - 750.00	520.00 - 550.00	340.00 - 380.00	-	105.00 - 115.00
Veyangoda	200.00 - 250.00	500.00 - 600.00	200.00 - 230.00	22.00 - 25.00	31.00 - 48.00	750.00 - 800.00	600.00 - 700.00	420.00 - 450.00	-	60.00 - 100.00
Galenbindunuwewa	200.00 - 220.00	400.00 - 450.00	150.00 - 180.00	28.00 - 30.00	35.00 - 40.00	650.00 - 850.00	550.00 - 620.00	400.00 - 520.00	-	60.00 - 100.00
Bandarawela	180.00 - 200.00	450.00 - 500.00	160.00 - 180.00	22.00 - 24.00	30.00 - 32.00	-	560.00 - 580.00	360.00 - 380.00	-	50.00 - 70.00
Matale	180.00 - 200.00	500.00 - 540.00	160.00 - 180.00	28.00 - 30.00	38.00 - 40.00	680.00 - 720.00	450.00 - 500.00	300.00 - 340.00	-	40.00 - 60.00

Table 08 (Contd.)

LOCATIONS	Mango				Other Fruits							
	Vilad		Kohu		Papaw (Rs/Kg)	Passion	Wood Apple	Orange	Avocado	Slime Apple	Grapes (Rs/Kg)	King Coconut
Colombo	50.00 - 60.00	-	-	-	140.00 - 250.00	35.00 - 60.00	36.00 - 80.00	150.00 - 240.00	120.00 - 200.00	90.00 - 130.00	1400.00 - 2500.00	100.00 - 150.00
Gampaha	-	-	-	-	130.00 - 150.00	30.00 - 60.00	60.00 - 70.00	130.00 - 130.00	100.00 - 120.00	80.00 - 100.00	2300.00 - 2800.00	100.00 - 100.00
Kurunegala	40.00 - 50.00	30.00 - 40.00	-	-	100.00 - 120.00	50.00 - 50.00	60.00 - 80.00	120.00 - 140.00	140.00 - 150.00	120.00 - 150.00	2000.00 - 2000.00	120.00 - 130.00
Nikaweratiya	-	-	-	-	120.00 - 150.00	40.00 - 50.00	50.00 - 60.00	120.00 - 130.00	150.00 - 180.00	-	2400.00 - 2500.00	100.00 - 100.00
Dambulla	25.00 - 30.00	15.00 - 20.00	-	-	140.00 - 150.00	20.00 - 25.00	40.00 - 45.00	80.00 - 100.00	140.00 - 160.00	80.00 - 100.00	2400.00 - 2500.00	100.00 - 120.00
Anuradhapura	-	-	-	-	120.00 - 180.00	-	30.00 - 50.00	100.00 - 120.00	120.00 - 150.00	80.00 - 100.00	2000.00 - 2800.00	130.00 - 150.00
Thambuththegama	20.00 - 30.00	-	-	-	90.00 - 150.00	-	-	-	-	-	1800.00 - 2200.00	-
Polonnaruwa	50.00 - 60.00	-	-	-	150.00 - 180.00	-	40.00 - 60.00	-	90.00 - 100.00	-	2500.00 - 2800.00	120.00 - 130.00
Kaluthara	-	-	-	-	180.00 - 200.00	30.00 - 40.00	40.00 - 60.00	-	-	80.00 - 100.00	1800.00 - 2000.00	120.00 - 130.00
Badulla	30.00 - 40.00	20.00 - 25.00	-	-	120.00 - 140.00	35.00 - 40.00	50.00 - 60.00	90.00 - 100.00	100.00 - 110.00	60.00 - 75.00	2200.00 - 2300.00	120.00 - 140.00
Keppetipola	30.00 - 35.00	17.00 - 20.00	-	-	160.00 - 180.00	26.00 - 30.00	45.00 - 55.00	120.00 - 130.00	130.00 - 140.00	90.00 - 100.00	2500.00 - 2600.00	140.00 - 150.00
Moneragala	20.00 - 25.00	15.00 - 20.00	-	-	160.00 - 200.00	-	30.00 - 40.00	80.00 - 100.00	130.00 - 150.00	80.00 - 100.00	2000.00 - 2600.00	100.00 - 120.00
Kegalle	30.00 - 40.00	20.00 - 25.00	-	-	150.00 - 180.00	20.00 - 25.00	30.00 - 50.00	80.00 - 100.00	-	50.00 - 70.00	2000.00 - 2100.00	120.00 - 130.00
Ampara	20.00 - 20.00	-	-	-	160.00 - 180.00	50.00 - 50.00	26.00 - 30.00	-	-	-	1800.00 - 1800.00	120.00 - 140.00
Dehiattakandiya	-	-	-	-	180.00 - 180.00	30.00 - 60.00	30.00 - 50.00	100.00 - 100.00	-	50.00 - 60.00	2500.00 - 2800.00	100.00 - 130.00
Nuwareliya	30.00 - 35.00	18.00 - 22.00	-	-	170.00 - 180.00	28.00 - 35.00	52.00 - 58.00	120.00 - 130.00	130.00 - 145.00	90.00 - 100.00	2500.00 - 2600.00	130.00 - 150.00
Kandy	40.00 - 50.00	20.00 - 25.00	-	-	140.00 - 150.00	40.00 - 45.00	50.00 - 60.00	90.00 - 100.00	90.00 - 100.00	70.00 - 80.00	1900.00 - 2000.00	120.00 - 130.00
Puttalam	-	-	-	-	120.00 - 140.00	-	-	60.00 - 65.00	120.00 - 140.00	-	2500.00 - 2800.00	100.00 - 130.00
Hambantota	-	-	-	-	150.00 - 160.00	-	20.00 - 25.00	110.00 - 120.00	-	-	2000.00 - 2100.00	100.00 - 110.00
Rathnapura	-	-	-	-	-	-	-	-	-	-	-	-
Matara	-	-	-	-	150.00 - 170.00	33.00 - 41.00	40.00 - 43.00	-	108.00 - 116.00	50.00 - 60.00	2000.00 - 2100.00	100.00 - 130.00
Galle	65.00 - 80.00	30.00 - 35.00	-	-	150.00 - 200.00	58.00 - 60.00	40.00 - 50.00	-	90.00 - 100.00	90.00 - 120.00	2000.00 - 2500.00	110.00 - 150.00
Tissamaharama	20.00 - 35.00	-	-	-	160.00 - 180.00	30.00 - 40.00	25.00 - 30.00	-	-	-	1600.00 - 2100.00	100.00 - 100.00
Meegoda (DEC)	-	-	-	-	130.00 - 160.00	-	40.00 - 45.00	-	-	130.00 - 135.00	2000.00 - 2000.00	100.00 - 120.00
Embilipitiya	40.00 - 50.00	20.00 - 30.00	-	-	130.00 - 150.00	25.00 - 40.00	50.00 - 60.00	100.00 - 120.00	90.00 - 120.00	40.00 - 50.00	1500.00 - 2200.00	120.00 - 130.00
Jaffna	50.00 - 60.00	-	-	-	80.00 - 100.00	-	45.00 - 60.00	100.00 - 120.00	100.00 - 120.00	-	2800.00 - 3000.00	150.00 - 160.00
Vavuniya	30.00 - 36.00	-	-	-	80.00 - 100.00	35.00 - 40.00	28.00 - 30.00	55.00 - 60.00	-	-	2200.00 - 2300.00	100.00 - 120.00
Mannar	30.00 - 40.00	-	-	-	100.00 - 120.00	35.00 - 45.00	18.00 - 20.00	70.00 - 90.00	-	100.00 - 150.00	2100.00 - 2500.00	120.00 - 150.00
Killinochchi	30.00 - 40.00	-	-	-	100.00 - 120.00	30.00 - 40.00	25.00 - 30.00	-	-	-	2400.00 - 2500.00	120.00 - 130.00
Mullaittivu	-	-	-	-	-	-	-	-	-	-	-	-
Batticaloa	25.00 - 30.00	-	-	-	120.00 - 140.00	30.00 - 35.00	30.00 - 35.00	120.00 - 130.00	170.00 - 180.00	-	2200.00 - 2400.00	120.00 - 130.00
Trincomalee	46.00 - 52.00	42.00 - 45.00	-	-	120.00 - 140.00	47.00 - 52.00	38.00 - 42.00	60.00 - 64.00	-	-	2400.00 - 2500.00	130.00 - 140.00
Veyangoda	-	-	-	-	150.00 - 180.00	30.00 - 40.00	50.00 - 63.00	150.00 - 150.00	120.00 - 130.00	80.00 - 120.00	2000.00 - 2800.00	100.00 - 150.00
Galenbindunuwewa	-	-	-	-	100.00 - 180.00	-	-	-	-	-	2500.00 - 2800.00	120.00 - 130.00
Bandarawela	35.00 - 40.00	20.00 - 25.00	-	-	120.00 - 140.00	30.00 - 35.00	40.00 - 50.00	100.00 - 120.00	80.00 - 90.00	60.00 - 80.00	2000.00 - 2200.00	120.00 - 140.00
Matale	35.00 - 40.00	20.00 - 25.00	-	-	120.00 - 140.00	30.00 - 35.00	50.00 - 55.00	80.00 - 100.00	-	50.00 - 60.00	2000.00 - 2200.00	100.00 - 120.00

Table 09: Selected Markets: Wholesale Price of Fresh Fish & Eggs (Rs/Kg & Rs/Egg)

Week 49: 01 - 07 December 2023

Locations	Sea Fish					
	Salaya	Hurulla	Balaya	Kelawalla	Thora	Paraw
Colombo	200.00 – 350.00	480.00 – 600.00	850.00 – 1000.00	950.00 – 1350.00	1700.00 – 2500.00	900.00 – 1400.00
Kandy	400.00 – 420.00	630.00 – 650.00	850.00 – 1000.00	1500.00 – 1550.00	1800.00 – 1900.00	950.00 – 1100.00
Kaluthara	450.00 – 470.00	620.00 – 700.00	-	1100.00 – 1200.00	-	-
Puttalam	350.00 – 420.00	640.00 – 700.00	650.00 – 700.00	1200.00 – 1300.00	-	-
Matara	350.00 – 400.00	450.00 – 550.00	900.00 – 950.00	1350.00 – 1450.00	-	1350.00 – 1400.00
Hambantota	300.00 – 350.00	500.00 – 580.00	850.00 – 900.00	1200.00 – 1300.00	1400.00 – 1500.00	900.00 – 950.00
Galle	-	-	650.00 – 700.00	1200.00 – 1400.00	1400.00 – 1500.00	-
Batticaloa	300.00 – 400.00	600.00 – 700.00	1200.00 – 1300.00	1300.00 – 1400.00	1300.00 – 1400.00	1400.00 – 1500.00
Trincomalee	180.00 – 200.00	500.00 – 580.00	1280.00 – 1400.00	-	1850.00 – 1900.00	1400.00 – 1600.00
Mannar	220.00 – 250.00	400.00 – 450.00	-	-	-	800.00 – 900.00

Locations	Sea Fish				Eggs	
	Mora	Shrimps	Thalapath	Teppeli	Brown	White
Colombo	-	1500.00 – 1700.00	1500.00 – 2500.00	-	43.00 – 47.00	41.00 – 45.00
Kandy	1000.00 – 1100.00	1600.00 – 1700.00	1600.00 – 1700.00	-	44.00 – 45.00	41.00 – 42.00
Kaluthara	-	-	1500.00 – 1600.00	-	-	-
Puttalam	-	1000.00 – 1120.00	-	-	47.00 – 48.00	45.00 – 47.00
Matara	-	1750.00 – 1800.00	1400.00 – 1600.00	-	-	38.00 – 40.00
Hambantota	-	-	-	-	-	43.00 – 44.00
Galle	-	-	-	-	42.00 – 44.00	40.00 – 43.00
Batticaloa	1000.00 – 1100.00	1400.00 – 1500.00	1400.00 – 1600.00	-	50.00 – 51.00	50.00 – 51.00
Trincomalee	1200.00 – 1400.00	1000.00 – 1100.00	-	-	48.00 – 50.00	46.00 – 50.00
Mannar	-	900.00 – 1000.00	-	-	47.00 – 48.00	45.00 – 46.00

Table 10: Selected Markets: Wholesale Price of Dried Fish (Rs/50Kg)

Week 49: 01 - 07 December 2023

Locations	Local Dried Fish					
	Sprats	Kattawa	Thora	Mora	Balaya	Anguluwa
Colombo	57500 – 67500	-	-	84000 – 92500	40000 – 45000	-
Kandy	57500 – 60000	-	-	85000 – 90000	45000 – 47500	-
Batticaloa	52500 – 55000	105000 – 110000	-	102500 – 105000	40000 – 45000	52500 – 55000
Trincomalee	45000 – 49000	-	-	-	45000 – 49000	39000 – 42500
Mannar	52500 – 55000	75000 – 80000	-	75000 – 80000	45000 – 50000	35000 – 40000

Locations	Local Dried Fish			Imported Dried Fish		
	Maduwa	Koduwa	Salaya	Sprats	Kattawa	Thora
Colombo	64000 – 70000	-	15000 – 20000	40000 – 50000	60000 – 65000	-
Kandy	65000 – 67500	-	21000 – 22000	51000 – 52500	72500 – 75000	-
Batticaloa	55000 – 60000	-	40000 – 45000	57500 – 60000	-	-
Trincomalee	37500 – 40000	-	22500 – 25000	32500 – 35000	92500 – 95000	-
Mannar	47500 – 50000	45000 – 47500	30000 – 35000	52500 – 55000	-	-

Locations	Imported Dried Fish					
	Mora	Balaya	Anguluwa	Maduwa	Koduwa	Salaya
Colombo	-	-	72500 – 80000	-	-	-
Kandy	-	-	-	-	-	-
Batticaloa	-	-	-	-	-	-
Trincomalee	-	-	-	-	-	-
Mannar	-	-	-	-	-	-

Table 11: Selected Markets: Retail Price of Fresh Fish & Eggs (Rs/Kg & Rs/Eggs)

Week 49: 01 - 07 December 2023

LOCATIONS	Sea Fish										Eggs								
	Salaya		Hurulla		Balaya		Kelawalla		Thora		Paraw		Mora		Thalapath		Brown		White
Colombo	350.00 - 600.00	600.00 - 800.00	1000.00 - 1250.00	1480.00 - 2600.00	2400.00 - 3400.00	1480.00 - 2600.00	-	2500.00 - 3000.00	45.00 - 48.50	43.00 - 46.50									
Gampaha	700.00 - 700.00	800.00 - 800.00	-	2000.00 - 2000.00	-	-	-	2900.00 - 2900.00	47.00 - 48.00	45.00 - 48.00									
Kurunegala	440.00 - 500.00	600.00 - 680.00	1300.00 - 1300.00	2000.00 - 2000.00	-	-	-	2300.00 - 2300.00	47.00 - 48.00	45.00 - 46.00									
Nikaweratiya	600.00 - 600.00	800.00 - 900.00	1000.00 - 1100.00	2000.00 - 2000.00	-	1900.00 - 2000.00	-	2300.00 - 2400.00	48.00 - 50.00	45.00 - 50.00									
Dambulla	400.00 - 460.00	800.00 - 860.00	1000.00 - 1100.00	1800.00 - 1900.00	2500.00 - 2500.00	1700.00 - 1800.00	1600.00 - 1700.00	2000.00 - 2200.00	48.00 - 49.00	46.00 - 47.00									
Anuradhapura	460.00 - 500.00	650.00 - 700.00	1000.00 - 1100.00	1900.00 - 2000.00	-	1500.00 - 1600.00	-	2200.00 - 2300.00	-	45.00 - 48.00									
Thambuththegama	400.00 - 400.00	-	1000.00 - 1200.00	2000.00 - 2000.00	-	-	-	2800.00 - 2800.00	-	35.00 - 48.00									
Polonnaruwa	400.00 - 500.00	650.00 - 700.00	1200.00 - 1400.00	1700.00 - 1800.00	2000.00 - 2200.00	1500.00 - 2000.00	1700.00 - 1800.00	2000.00 - 2200.00	-	43.00 - 46.00									
Kaluthara	540.00 - 600.00	780.00 - 840.00	-	1680.00 - 1880.00	-	-	-	2000.00 - 2100.00	-	42.00 - 43.00									
Badulla	450.00 - 500.00	680.00 - 700.00	1300.00 - 1500.00	1800.00 - 2000.00	-	1600.00 - 1700.00	1600.00 - 1800.00	2300.00 - 2400.00	50.00 - 50.00	46.00 - 48.00									
Keppetipola	450.00 - 480.00	750.00 - 760.00	1100.00 - 1200.00	1700.00 - 1800.00	-	1500.00 - 1600.00	1600.00 - 1700.00	2200.00 - 2400.00	46.00 - 48.00	43.00 - 46.00									
Moneragala	400.00 - 450.00	650.00 - 700.00	1000.00 - 1100.00	1900.00 - 2000.00	2300.00 - 2400.00	-	1500.00 - 1600.00	2500.00 - 2600.00	43.00 - 49.00	42.00 - 48.00									
Kegalle	650.00 - 700.00	900.00 - 1000.00	1400.00 - 1550.00	2000.00 - 2200.00	-	1900.00 - 2000.00	1600.00 - 1700.00	2000.00 - 2100.00	50.00 - 53.00	48.00 - 49.00									
Ampara	500.00 - 500.00	800.00 - 800.00	-	-	-	1600.00 - 1600.00	-	2400.00 - 2400.00	48.00 - 48.00	45.00 - 49.00									
Dehiattakandiya	380.00 - 400.00	600.00 - 700.00	-	1800.00 - 1800.00	-	-	-	-	44.00 - 46.00	38.00 - 42.00									
Nuwaraeliya	450.00 - 460.00	760.00 - 780.00	1200.00 - 1300.00	1900.00 - 2000.00	2700.00 - 2800.00	1500.00 - 1550.00	1550.00 - 1600.00	2450.00 - 2500.00	46.00 - 49.00	44.00 - 46.00									
Kandy	550.00 - 600.00	740.00 - 760.00	1100.00 - 1200.00	1800.00 - 1900.00	2400.00 - 2500.00	1400.00 - 1600.00	1500.00 - 1600.00	2000.00 - 2100.00	45.00 - 46.00	43.00 - 44.00									
Puttalam	450.00 - 600.00	700.00 - 850.00	800.00 - 900.00	1300.00 - 1500.00	-	-	-	-	48.00 - 49.00	46.00 - 48.00									
Hambantota	450.00 - 550.00	600.00 - 700.00	1400.00 - 1500.00	2000.00 - 2100.00	2000.00 - 2200.00	1800.00 - 2000.00	-	-	-	44.00 - 45.00									
Rathnapura	-	-	-	-	-	-	-	-	-	-									
Matara	500.00 - 600.00	700.00 - 800.00	1400.00 - 1450.00	1900.00 - 2000.00	-	1950.00 - 2000.00	-	2000.00 - 2000.00	42.00 - 44.00	40.00 - 42.00									
Galle	400.00 - 400.00	600.00 - 650.00	1000.00 - 1300.00	2000.00 - 2200.00	2000.00 - 2000.00	1800.00 - 1800.00	1800.00 - 2000.00	2200.00 - 2400.00	42.00 - 45.00	40.00 - 50.00									
Tissamaharama	500.00 - 520.00	600.00 - 700.00	1700.00 - 1800.00	2000.00 - 2200.00	-	-	-	2300.00 - 2400.00	-	48.00 - 50.00									
Meegoda	500.00 - 500.00	750.00 - 800.00	-	2200.00 - 2200.00	-	-	-	2700.00 - 2800.00	47.00 - 47.00	43.00 - 45.00									
Embilipitiya	500.00 - 600.00	700.00 - 800.00	1150.00 - 1250.00	1800.00 - 2000.00	2000.00 - 2200.00	1500.00 - 1600.00	-	2000.00 - 2100.00	48.00 - 50.00	45.00 - 48.00									
Jaffna	-	-	-	-	-	2000.00 - 2100.00	1700.00 - 1900.00	2450.00 - 2600.00	48.00 - 50.00	47.00 - 48.00									
Vavuniya	400.00 - 500.00	600.00 - 650.00	800.00 - 900.00	2000.00 - 2200.00	2400.00 - 2500.00	1400.00 - 1600.00	2000.00 - 2150.00	2000.00 - 2200.00	48.00 - 49.00	47.00 - 48.00									
Mannar	300.00 - 350.00	500.00 - 600.00	800.00 - 1000.00	-	-	1000.00 - 1100.00	-	-	49.00 - 51.00	47.00 - 48.00									
Killinochchi	400.00 - 450.00	-	800.00 - 900.00	-	-	1600.00 - 1650.00	2800.00 - 3000.00	-	50.00 - 51.00	49.00 - 50.00									
Mullaittivu	-	-	-	-	-	-	-	-	-	-									
Batticaloa	600.00 - 700.00	800.00 - 1000.00	-	2200.00 - 2300.00	2200.00 - 2300.00	2200.00 - 2300.00	2000.00 - 2200.00	2200.00 - 2400.00	53.00 - 54.00	52.00 - 53.00									
Trincomalee	280.00 - 350.00	750.00 - 800.00	-	2250.00 - 2300.00	2350.00 - 2400.00	1800.00 - 2100.00	1900.00 - 2000.00	-	50.00 - 52.00	48.00 - 50.00									
Veyangoda	600.00 - 600.00	800.00 - 800.00	1600.00 - 1600.00	2000.00 - 2000.00	2400.00 - 2400.00	-	-	2400.00 - 2400.00	41.00 - 43.00	42.00 - 46.00									
Galenbindunuwewa	400.00 - 400.00	800.00 - 800.00	1000.00 - 1000.00	2400.00 - 2400.00	2800.00 - 2800.00	2400.00 - 2400.00	1700.00 - 1700.00	2400.00 - 2400.00	-	42.00 - 45.00									
Bandarawela	480.00 - 500.00	650.00 - 700.00	1000.00 - 1200.00	2000.00 - 2100.00	-	1500.00 - 1600.00	-	2200.00 - 2400.00	48.00 - 50.00	46.00 - 48.00									
Matale	500.00 - 600.00	760.00 - 800.00	1600.00 - 1700.00	1900.00 - 2000.00	2200.00 - 2300.00	1800.00 - 1900.00	1600.00 - 1700.00	2200.00 - 2300.00	46.00 - 48.00	44.00 - 45.00									

Table 12: Selected Markets: Retail Price of Dried Fish (Rs/Kg)

Week 49: 01 - 07 December 2023

LOCATIONS	Dried Fish													
	Sprats-Imported		Kattawa		Thora		Mora		Balaya		Anguluwa		Salaya	
Colombo	1200.00	1300.00	1800.00	2400.00	-	-	2200.00	2600.00	1400.00	1800.00	2000.00	2800.00	800.00	1000.00
Gampaha	1200.00	1400.00	2200.00	2200.00	2600.00	2700.00	1800.00	2600.00	1500.00	1520.00	2200.00	2200.00	960.00	1000.00
Kurunegala	1200.00	1300.00	1900.00	2100.00	2900.00	3000.00	2100.00	2200.00	1200.00	1400.00	1600.00	1700.00	800.00	800.00
Nikaweratiya	1200.00	1400.00	1800.00	2000.00	-	-	1800.00	2200.00	1200.00	1400.00	2200.00	2400.00	800.00	1200.00
Dambulla	1100.00	1200.00	2200.00	2400.00	-	-	2000.00	2400.00	1100.00	1300.00	1600.00	1700.00	-	-
Anuradhapura	1200.00	1400.00	2000.00	2400.00	-	-	2200.00	2400.00	1200.00	1600.00	2000.00	2800.00	800.00	1000.00
Thambuththegama	1100.00	1300.00	2200.00	2200.00	-	-	1900.00	2200.00	1000.00	1250.00	1000.00	1300.00	800.00	800.00
Polonnaruwa	1200.00	1300.00	1900.00	2200.00	2800.00	2800.00	2200.00	2300.00	1000.00	1100.00	1300.00	1400.00	-	-
Kaluthara	1200.00	1300.00	2000.00	2200.00	-	-	2000.00	2200.00	1400.00	1500.00	1960.00	2100.00	800.00	900.00
Badulla	1200.00	1300.00	2200.00	2400.00	-	-	2100.00	2200.00	1200.00	1400.00	-	-	800.00	900.00
Keppetipola	1260.00	1300.00	2380.00	2400.00	-	-	2350.00	2360.00	1260.00	1280.00	2250.00	2260.00	1000.00	1100.00
Moneragala	1200.00	1400.00	2000.00	2400.00	-	-	2100.00	2300.00	1400.00	1500.00	2200.00	2400.00	800.00	900.00
Kegalle	1100.00	1200.00	2000.00	2150.00	-	-	2000.00	2100.00	1000.00	1250.00	-	-	-	-
Ampara	1100.00	1300.00	1750.00	2300.00	-	-	2000.00	2200.00	1150.00	1480.00	1200.00	1200.00	-	-
Dehiattakandiya	1120.00	1400.00	2400.00	2400.00	-	-	2000.00	2000.00	1200.00	1600.00	1000.00	1000.00	-	-
Nuwaraeliya	1240.00	1300.00	2450.00	2480.00	-	-	2260.00	2300.00	1450.00	1480.00	2260.00	2280.00	1200.00	1250.00
Kandy	1200.00	1400.00	2400.00	2500.00	-	-	2300.00	2400.00	1500.00	1600.00	1900.00	2000.00	900.00	950.00
Puttalam	1120.00	1300.00	1600.00	2400.00	2200.00	2400.00	1800.00	2200.00	1000.00	1200.00	1000.00	1350.00	580.00	600.00
Hambantota	1250.00	1300.00	1600.00	1700.00	-	-	-	-	1300.00	1400.00	2200.00	2300.00	-	-
Rathnapura	-	-	-	-	-	-	-	-	-	-	-	-	-	-
Matara	1200.00	1250.00	2000.00	2100.00	-	-	-	-	1000.00	1300.00	2000.00	2100.00	-	-
Galle	1200.00	1400.00	2000.00	2200.00	2400.00	2600.00	2000.00	2200.00	1000.00	1200.00	1800.00	2000.00	800.00	900.00
Tissamaharama	1200.00	1400.00	2000.00	2000.00	-	-	2000.00	2000.00	1200.00	1600.00	2150.00	2150.00	1200.00	1200.00
Meegoda	1000.00	1200.00	1800.00	2200.00	-	-	1800.00	2200.00	1200.00	1300.00	1600.00	1800.00	1000.00	1000.00
Embilipitiya	1100.00	1350.00	1850.00	2000.00	-	-	2000.00	2200.00	1200.00	1500.00	2000.00	2200.00	700.00	750.00
Jaffna	1000.00	1200.00	2100.00	2300.00	2900.00	3100.00	2300.00	2500.00	1300.00	1600.00	1100.00	1300.00	-	-
Vavuniya	-	-	1600.00	1650.00	-	-	2000.00	2150.00	1200.00	1300.00	-	-	-	-
Mannar	1150.00	1200.00	1700.00	2000.00	-	-	1800.00	2000.00	1100.00	1200.00	900.00	1000.00	800.00	900.00
Killinochchi	1100.00	1200.00	2400.00	2500.00	-	-	-	-	1800.00	1900.00	1200.00	1300.00	1000.00	1100.00
Mullaittivu	-	-	-	-	-	-	-	-	-	-	-	-	-	-
Batticaloa	1200.00	1300.00	2300.00	2400.00	-	-	2200.00	2300.00	1000.00	1100.00	1200.00	1300.00	1000.00	1100.00
Trincomalee	1240.00	1300.00	2050.00	2300.00	-	-	-	-	1250.00	1300.00	1150.00	1200.00	750.00	800.00
Veyangoda	1000.00	1400.00	1800.00	2000.00	-	-	2000.00	2400.00	1200.00	1400.00	1600.00	2000.00	800.00	1000.00
Galenbindunuwewa	1200.00	1400.00	2000.00	2200.00	2400.00	2800.00	1800.00	2400.00	1400.00	1600.00	2000.00	2200.00	800.00	1000.00
Bandarawela	1200.00	1400.00	2200.00	2400.00	-	-	2000.00	2200.00	1400.00	1500.00	-	-	800.00	900.00
Matale	1100.00	1300.00	2400.00	2500.00	2900.00	3000.00	2100.00	2200.00	1300.00	1400.00	1600.00	1700.00	680.00	700.00

Table 13: Selected Markets: Retail Price of Meat (Rs/Kg)

Week 49: 01 - 07 December 2023

LOCATIONS	Meat	Meat (Chicken)		Meat	
	Beef	Broiler	Curry	Mutton	Pork
Colombo	2200.00 - 2500.00	1180.00 - 1380.00	1100.00 - 1400.00	3100.00 - 3400.00	1300.00 - 1500.00
Gampaha	2200.00 - 2200.00	1180.00 - 2000.00	1300.00 - 1300.00	3300.00 - 3300.00	1300.00 - 1300.00
Kurunegala	2000.00 - 2000.00	1000.00 - 1190.00	-	3000.00 - 3000.00	1300.00 - 1300.00
Nikaweratiya	2000.00 - 2200.00	1080.00 - 1200.00	-	-	-
Dambulla	-	1100.00 - 1350.00	-	-	1500.00 - 1600.00
Anuradhapura	2200.00 - 2400.00	1100.00 - 1220.00	1300.00 - 1300.00	3200.00 - 3400.00	1300.00 - 1500.00
Thambuththegama	2000.00 - 2200.00	1050.00 - 1180.00	1100.00 - 1300.00	-	1450.00 - 1500.00
Polonnaruwa	1800.00 - 1800.00	1200.00 - 1300.00	-	-	1800.00 - 1800.00
Kaluthara	2200.00 - 2300.00	1100.00 - 1180.00	1340.00 - 1380.00	-	1400.00 - 1500.00
Badulla	1800.00 - 2000.00	1250.00 - 1350.00	1450.00 - 1500.00	2800.00 - 3000.00	-
Keppetipola	2000.00 - 2200.00	1160.00 - 1200.00	1280.00 - 1300.00	2900.00 - 3000.00	-
Moneragala	2100.00 - 2100.00	1250.00 - 1350.00	1500.00 - 1600.00	2800.00 - 3000.00	1500.00 - 1600.00
Kegalle	2200.00 - 2200.00	1100.00 - 1280.00	-	2900.00 - 3000.00	1750.00 - 1850.00
Ampara	2100.00 - 2150.00	1000.00 - 1000.00	1050.00 - 1200.00	-	1400.00 - 1700.00
Dehiattakandiya	-	1120.00 - 1200.00	-	-	1500.00 - 1500.00
Nuwaraeliya	2000.00 - 2200.00	1160.00 - 1200.00	1280.00 - 1300.00	3000.00 - 3200.00	1600.00 - 1700.00
Kandy	2200.00 - 2200.00	1180.00 - 1200.00	1400.00 - 1450.00	3000.00 - 3000.00	1450.00 - 1500.00
Puttalam	2200.00 - 2300.00	1000.00 - 1100.00	-	3400.00 - 3400.00	-
Hambantota	-	1230.00 - 1250.00	-	-	-
Rathnapura	-	-	-	-	-
Matara	-	1230.00 - 1250.00	-	-	-
Galle	2200.00 - 2200.00	1180.00 - 1250.00	1500.00 - 1500.00	3200.00 - 3200.00	-
Tissamaharama	-	1300.00 - 1400.00	-	2800.00 - 2800.00	1600.00 - 1750.00
Meegoda	-	1100.00 - 1200.00	1400.00 - 1400.00	-	1400.00 - 1400.00
Embilipitiya	2150.00 - 2200.00	980.00 - 1150.00	1250.00 - 1300.00	2900.00 - 3000.00	1450.00 - 1600.00
Jaffna	2000.00 - 2100.00	1150.00 - 1200.00	1450.00 - 1550.00	3450.00 - 3600.00	-
Vavuniya	2000.00 - 2150.00	1350.00 - 1500.00	-	2950.00 - 3000.00	-
Mannar	1700.00 - 1900.00	1300.00 - 1400.00	1700.00 - 1800.00	-	-
Killinochchi	1900.00 - 1950.00	1300.00 - 1350.00	1550.00 - 1600.00	3100.00 - 3200.00	-
Mullaittivu	-	-	-	-	-
Batticaloa	1600.00 - 1700.00	1200.00 - 1250.00	1400.00 - 1500.00	-	-
Trincomalee	1880.00 - 1950.00	1150.00 - 1250.00	1550.00 - 1600.00	-	-
Veyangoda	2200.00 - 2200.00	1170.00 - 1170.00	-	3000.00 - 3000.00	1500.00 - 1500.00
Galenbindunuwewa	1900.00 - 1900.00	1170.00 - 1200.00	-	-	1500.00 - 1500.00
Bandarawela	2000.00 - 2200.00	1200.00 - 1250.00	-	3000.00 - 3200.00	-
Matale	2000.00 - 2200.00	1200.00 - 1300.00	1400.00 - 1500.00	2900.00 - 3000.00	1500.00 - 1600.00

Table 14: Colombo: Wholesale Prices (Rs/Kg or Rs/Pieces)

Week 49: 01 - 07 December 2023

COMMODITY	Range	Average Price			Change Compared to		COMMODITY	Range	Average Price			Change Compared to		
		This Week	Last Week	Last Year	Last Week (%)	Last Year (%)			This Week	Last Week	Last Year	Last Week (%)	Last Year (%)	
Rice							Coconut							
Local							Large							
Samba 1	230.00 - 233.00	230.75	230.60	212.50	0.07	8.59	98.00 - 110.00	102.82	98.13	87.00	4.78	18.18		
Samba 2	225.00 - 227.00	225.57	225.00	202.27	0.25	11.52	Small	85.00 - 92.00	88.09	87.50	76.70	0.68	14.85	
Keeri Samba	305.00 - 320.00	312.50	310.00	221.36	0.81	41.17	Fruits (Rs/Fruit)							
Nadu 1	210.00 - 215.00	212.50	212.30	198.70	0.09	6.95	Plantain							
Nadu 2	205.00 - 207.00	205.75	205.20	193.30	0.27	6.44	Ambul (Rs/Kg)	90.00 - 160.00	124.62	175.38	134.17	-28.95	-7.12	
Raw (Red)	180.00 - 190.00	185.38	184.30	196.50	0.58	-5.66	Kolikuttu (Rs/Kg)	320.00 - 460.00	391.67	442.50	331.67	-11.49	18.09	
Raw (White)	200.00 - 205.00	204.00	203.89	189.00	0.05	7.94	Seeni (Rs/Kg)	100.00 - 140.00	125.00	137.50	120.83	-9.09	3.45	
Imported							Anamalu							
Samba	-	-	-	187.90	-	-	20.00 - 28.00	23.17	27.33	18.25	-15.24	26.94		
Nadu	-	-	-	166.10	-	-	Ambun	26.00 - 32.00	29.00	32.00	21.75	-9.38	33.33	
Raw (Red)	-	-	-	-	-	-	Papaw(Rs/Kg)	50.00 - 100.00	77.50	82.31	272.86	-5.84	-71.60	
Raw (White)	-	-	-	158.50	-	-	Passion Fruit	20.00 - 30.00	25.33	19.73	46.25	28.42	-45.23	
Dried Chillies							Pineapple Large							
Imported	1000.00 - 1050.00	1026.67	1038.89	1464.50	-1.18	-29.90	520.00 - 560.00	542.50	551.11	531.82	-1.56	2.01		
Onion							Pineapple Medium							
Sinnan	-	-	-	-	-	-	420.00 - 460.00	442.50	451.11	455.45	-1.91	-2.84		
Vedalan	-	-	-	-	-	-	Pineapple Small	320.00 - 360.00	342.50	351.11	350.00	-2.45	-2.14	
Imported	380.00 - 420.00	400.00	415.63	479.00	-3.76	-16.49	Mango							
Big Onion							Betti							
Imported	170.00 - 260.00	215.00	199.00	153.50	8.04	40.07	18.00 - 20.00	19.00	19.00	-	0.00	-		
Local							Karthakolomban							
-	-	-	-	-	-	-	20.00 - 30.00	24.67	35.38	117.50	-30.29	-79.01		
Potato							Vilad							
Welimada	310.00 - 330.00	320.00	251.00	-	27.49	-	18.00 - 22.00	19.25	25.89	54.55	-25.64	-64.71		
N'Elia	340.00 - 350.00	345.00	283.00	402.50	21.91	-14.29	Kohu							
Imported	170.00 - 250.00	207.78	210.50	189.00	-1.29	9.94	-	Other						
Pulses							Wood Apple							
Green Gram	750.00 - 800.00	786.67	750.00	1068.75	4.89	-26.39	22.00 - 30.00	25.38	22.92	20.62	10.74	23.13		
Cowpea (White)	950.00 - 960.00	953.33	950.00	1133.33	0.35	-15.88	Orange	140.00 - 180.00	156.00	170.00	96.25	-8.24	62.08	
Cowpea (Red)	950.00 - 1000.00	977.14	981.43	1200.00	-0.44	-18.57	Avocado	100.00 - 180.00	141.54	105.00	123.33	34.80	14.76	
Red Dhal	295.00 - 300.00	299.17	297.50	352.00	0.56	-15.01	Slime Apple	80.00 - 90.00	86.00	95.00	43.00	-9.47	100.00	
Vegetable							Grapes (Imp., Rs/Kg)							
Beans (Butter)	-	-	-	-	-	-	1050.00 - 1400.00	1233.33	1175.00	1483.33	4.96	-16.85		
Beans(Green)	500.00 - 650.00	574.55	540.00	207.00	6.40	177.56	King Coconut	60.00 - 100.00	76.67	93.33	104.55	-17.86	-26.67	
Carrot	250.00 - 320.00	286.00	282.00	296.00	1.42	-3.38	Sea Fish							
Leeks	180.00 - 300.00	242.00	181.00	340.00	33.70	-28.82	Salaya							
Beetroot	350.00 - 430.00	396.67	310.83	350.00	27.61	13.33	200.00 - 350.00	260.00	221.00	347.00	17.65	-25.07		
Knolkhol	280.00 - 300.00	290.00	237.00	227.00	22.36	27.75	Hurulla	480.00 - 600.00	533.00	465.00	562.00	14.62	-5.16	
Raddish	150.00 - 200.00	178.00	193.00	105.00	-7.77	69.52	Balaya	850.00 - 1000.00	913.64	651.00	510.00	40.34	79.14	
Cabbage	280.00 - 350.00	313.33	286.00	183.00	9.56	71.22	Kelawalla	950.00 - 1350.00	1144.00	994.00	950.00	15.09	20.42	
Tomato	380.00 - 600.00	482.00	351.00	125.00	37.32	285.60	Thora	1700.00 - 2500.00	2090.00	1675.00	1430.00	24.78	46.15	
Ladies Fingers	130.00 - 180.00	152.00	181.00	97.00	-16.02	56.70	Paraw	900.00 - 1400.00	1150.00	1120.00	868.00	2.68	32.49	
Brinjal	300.00 - 350.00	324.00	314.55	248.00	3.01	30.65	Mora	-	-	808.00	710.00	-	-	
Capsicum	550.00 - 600.00	576.00	573.00	670.00	0.52	-14.03	Shrimps	1500.00 - 1700.00	1609.00	1603.00	1388.00	0.37	15.92	
Pumpkin	90.00 - 120.00	103.00	99.00	80.00	4.04	28.75	Thalapat	1500.00 - 2500.00	1890.00	1475.00	1395.00	28.14	35.48	
Cucumber	140.00 - 160.00	146.00	160.00	50.00	-8.75	192.00	Eggs							
Bitter Gourd	450.00 - 600.00	526.00	576.00	337.00	-8.68	56.08	Brown							
Snake Gourd	180.00 - 220.00	200.00	290.00	236.00	-31.03	-15.25	43.00 - 47.00	45.38	42.50	-	6.76	-		
Drumstick	-	-	-	-	-	-	White	41.00 - 45.00	43.25	40.50	49.63	6.79	-12.85	
Luffa	250.00 - 300.00	269.00	300.00	188.00	-10.33	43.09	Dried Fish							
Long Beans	250.00 - 300.00	273.00	297.00	175.00	-8.08	56.00	Sprats							
Ash Plantain	220.00 - 280.00	251.00	247.00	179.00	1.62	40.22	1150.00 - 1350.00	1259.00	1256.00	1069.00	0.24	17.77		
Green Chillies	800.00 - 1000.00	875.00	663.00	146.00	31.98	499.32	800.00 - 1000.00	914.17	925.00	945.00	-1.17	-3.26		
Lime	800.00 - 1200.00	995.00	1150.00	131.00	-13.48	659.54	Kattawa	-	-	-	-	-	-	
Root Crops							Kattawa (Imported)							
Sweet Potato	80.00 - 120.00	102.00	92.00	138.00	10.87	-26.09	1200.00 - 1300.00	1261.00	1259.00	1715.00	0.16	-26.47		
Manioc	80.00 - 120.00	94.00	94.00	126.00	0.00	-25.40	Thora	-	-	-	-	-		
Leafy Vegetable							Mora							
Mukunuwenna	50.00 - 60.00	55.00	55.00	56.50	0.00	-2.65	1680.00 - 1850.00	1760.00	1741.00	1637.00	1.09	7.51		
Kankun	50.00 - 60.00	55.00	55.00	56.50	0.00	-2.65	Mora (Imported)	-	-	-	-	-		
Gotukola (Rs/Kg)	180.00 - 280.00	235.00	155.00	229.00	51.61	2.62	Balaya	800.00 - 900.00	864.00	902.73	808.00	-4.29	6.93	
							Salaya (Imported)							
							Salaya							
							Salaya (Imported)							

This Week: Week 49: 01 - 07 December 2023
Last Week: Week 48: 24 - 30 November 2023

Table 15: Colombo &Suburbs: Retail Prices (Rs/Kg or Rs/Piece)
Week 49: 01 - 07 December 2023

COMMODITY	Range	Average Price			Change Compared to		COMMODITY	Range	Average Price			Change Compared to	
		This Week	Last Week	Last Year	Last Week	Last Year (%)			This Week	Last Week	Last Year	Last Week	Last Year (%)
Rice							Coconut						
Local							Large						
Samba 1	230.00 - 250.00	241.88	236.07	229.53	5.80	5.38	100.00 - 120.00	116.97	115.36	104.09	1.61	12.37	
Samba 2	230.00 - 230.00	230.00	230.00	221.94	0.00	3.63	Small	90.00 - 100.00	95.00	92.67	87.32	2.33	8.79
Keeri Samba	-	-	-	258.24	-	-	Fruits (Rs/Fruit)						
Nadu 1	220.00 - 230.00	225.36	224.62	223.87	0.74	0.66	Plantain						
Nadu 2	220.00 - 220.00	220.00	220.00	216.25	0.00	1.73	Ambul (Rs/Kg)	180.00 - 280.00	223.48	227.83	192.63	-4.35	16.01
Raw (Red)	190.00 - 210.00	203.83	201.30	219.85	2.53	-7.28	Kolikuttu (Rs/Kg)	450.00 - 650.00	561.82	566.67	432.37	-4.85	29.94
Raw (White)	210.00 - 220.00	215.00	211.58	211.94	3.42	1.45	Seeni (Rs/Kg)	150.00 - 240.00	204.09	212.92	183.68	-8.83	11.11
Imported							Anamalu						
Samba	-	-	-	205.56	-	-	30.00 - 43.00	35.69	35.90	26.18	-0.21	36.31	
Nadu	-	-	-	192.81	-	-	Ambun	41.00 - 58.00	48.04	48.48	31.29	-0.44	53.53
Raw (Red)	-	-	-	-	-	-	Papaw(Rs/Kg)	140.00 - 250.00	185.00	190.53	380.00	-5.53	-51.32
Raw (White)	-	-	-	177.83	-	-	Passion Fruit	35.00 - 60.00	51.67	44.77	64.32	6.90	-19.67
Dried Chillies							Pineapple Large						
Imported	1100.00 - 1400.00	1290.74	1346.00	1790.00	-55.26	-27.89	Pineapple Medium	430.00 - 650.00	551.67	503.75	501.67	47.92	9.97
Onion							Pineapple Small						
Sinnan	-	-	-	577.50	-	-	350.00 - 600.00	491.50	420.67	429.20	70.83	14.52	
Vedalan	-	-	-	701.94	-	-	Mango						
Imported	480.00 - 640.00	576.92	-	622.66	-	-7.35	Betti	-	-	-	-	-	-
Big Onion							Karthakolomban						
Imported	270.00 - 320.00	296.07	300.43	208.29	-4.36	42.15	60.00 - 150.00	94.50	95.29	170.00	-0.79	-44.41	
Local	-	-	-	-	-	-	Vilad	50.00 - 60.00	-	-	78.57	-	-
Potato							Kohu						
Welimada	-	-	-	-	-	-	-	-	-	-	-	-	-
N'Eliya	380.00 - 440.00	412.17	386.96	445.36	25.22	-7.45	Other						
Imported	200.00 - 280.00	232.59	225.20	241.33	7.39	-3.62	Wood Apple	36.00 - 80.00	57.91	46.55	52.42	11.37	10.47
Pulses							Orange						
Green Gram	900.00 - 1200.00	1124.35	1109.57	1262.07	14.78	-10.91	150.00 - 240.00	196.36	211.25	152.00	-14.89	29.19	
Cowpea (White)	1000.00 - 1300.00	1180.77	1173.91	1229.63	6.86	-3.97	120.00 - 200.00	164.00	123.81	190.00	40.19	-13.68	
Cowpea (Red)	1000.00 - 1200.00	1186.67	1187.10	1305.00	-0.43	-9.07	Avocado	90.00 - 130.00	106.15	130.00	93.60	-23.85	13.41
Red Dhal	320.00 - 360.00	341.03	341.35	380.26	-0.31	-10.31	Slime Apple	90.00 - 130.00	106.15	130.00	93.60	-23.85	13.41
Vegetable							Grapes (Imp., Rs/Kg)						
Beans (Butter)	-	-	-	-	-	-	1400.00 - 2500.00	2065.00	2046.43	2087.50	18.57	-1.08	
Beans(Green)	600.00 - 800.00	742.42	670.00	346.67	72.42	114.16	King Coconut	100.00 - 150.00	131.30	146.00	135.65	-14.70	-3.21
Carrot	280.00 - 560.00	437.74	436.90	400.74	0.85	9.23	Sea Fish						
Leeks	260.00 - 430.00	376.43	370.80	435.93	5.63	-13.65	Salaya	350.00 - 600.00	522.63	467.50	505.91	55.13	3.31
Beetroot	380.00 - 600.00	527.31	466.21	472.26	61.10	11.66	Hurulla	600.00 - 800.00	744.12	670.53	785.42	73.59	-5.26
Knolkhol	300.00 - 520.00	429.17	398.95	340.00	30.22	26.23	Balaya	1000.00 - 1250.00	1135.71	937.50	1043.64	198.21	8.82
Raddish	200.00 - 480.00	351.88	315.56	228.52	36.32	53.98	Kelawalla	1480.00 - 2600.00	2158.67	1918.00	1899.13	240.67	13.67
Cabbage	350.00 - 560.00	468.24	455.00	327.78	13.24	42.85	Thora	2400.00 - 3400.00	2916.67	2622.22	2727.00	294.44	6.96
Tomato	430.00 - 800.00	664.38	514.07	234.07	150.30	183.83	Paraw	1480.00 - 2600.00	2140.00	1806.67	1745.26	333.33	22.62
Ladies Fingers	240.00 - 420.00	356.67	370.40	205.77	-13.73	73.33	Mora	-	-	-	1483.33	-	-
Brinjal	350.00 - 600.00	493.64	526.21	357.04	-32.57	38.26	Shrimps	2000.00 - 2100.00	2029.41	2005.00	1758.26	24.41	15.42
Capsicum	650.00 - 1100.00	886.90	927.59	925.93	-40.69	-4.22	Thalpath	2500.00 - 3000.00	2811.76	2552.38	2531.82	259.38	11.06
Pumpkin	130.00 - 260.00	212.81	202.07	175.19	10.74	21.48	Eggs						
Cucumber	160.00 - 340.00	268.28	271.72	130.37	-3.45	105.78	Brown	45.00 - 48.50	47.33	43.00	50.25	4.33	-5.80
Bitter Gourd	500.00 - 800.00	676.90	722.00	498.70	-45.10	35.73	White	43.00 - 46.50	45.33	41.89	49.82	3.44	-9.00
Snake Gourd	240.00 - 600.00	429.68	494.00	377.04	-64.32	13.96	Dried Fish						
Drumstick	-	-	-	645.00	-	-	Sprats	1800.00 - 2200.00	1941.67	1908.33	1845.00	33.33	5.24
Luffa	350.00 - 600.00	486.77	513.18	303.08	-26.41	60.61	Sprats (Imported)	1200.00 - 1300.00	1220.00	1221.74	1368.97	-1.74	-10.88
Long Beans	340.00 - 600.00	469.62	504.23	334.40	-34.62	40.44	Kattawa	1800.00 - 2400.00	2168.00	2147.83	2514.29	20.17	-13.77
Ash Plantain	300.00 - 480.00	390.32	373.91	270.37	16.41	44.37	Thora	-	-	-	-	-	-
Green Chillies	900.00 - 1600.00	1211.11	1019.66	331.11	191.46	265.77	Mora	2200.00 - 2600.00	2386.67	2326.67	2473.91	60.00	-3.53
Lime	1000.00 - 2200.00	1660.61	1843.33	311.11	-182.73	433.77	Balaya	1400.00 - 1800.00	1661.54	1810.00	1420.00	-148.46	17.01
Root Crops							Anguluwa						
Sweet Potato	150.00 - 340.00	247.04	238.33	248.89	8.70	-0.74	2000.00 - 2800.00	2505.88	2395.00	2550.00	110.88	-1.73	
Manioc	150.00 - 260.00	208.06	204.07	211.58	3.99	-1.66	Maduwa	-	-	-	2128.57	-	-
Leafy Vegetable							Koduwa						
Mukunuwenna	70.00 - 80.00	78.71	82.50	81.50	-3.79	-3.42	Salaya	800.00 - 1000.00	958.82	950.00	1160.00	8.82	-17.34
Kankun	70.00 - 80.00	78.71	81.07	81.50	-2.36	-3.42	Meat						
Gotukola	80.00 - 100.00	99.39	95.71	119.00	3.68	-16.48	Beef (without Bones)	2200.00 - 2500.00	2350.00	2350.00	2083.33	0.00	12.80
							Chicken (Broiler)						
							Chicken (Curry)						
							Mutton						
							Pork						

This Week: Week 49: 01 - 07 December 2023
Last Week: Week 48: 24 - 30 November 2023

Table 16: Farmgate/Producer Prices of Food Commodities in Selected Producing Areas (Rs/Kg)

Week 49: 01 - 07 December 2023

COMMODITY	Range	Average Price	COMMODITY	Range	Average Price	COMMODITY	Range	Average Price
<u>Paddy</u>			<u>Vegetable (Up Country)</u>			<u>Snake Gourd</u>		
Short Grain			Beans			Dambulla	200.00 – 220.00	214.00
A'pura	116.00 – 123.00	118.80	Dambulla	440.00 – 480.00	462.00	Hambantota	200.00 – 220.00	212.00
P'narawa	125.00 – 129.00	126.67	Welimada	500.00 – 530.00	514.00	Embilipitiya	200.00 – 220.00	206.00
Kalawewa	118.00 – 123.00	121.00	Badulla	500.00 – 560.00	532.00	Matara	-	
Kurunegala	124.00 – 126.00	125.00	Carrot			A'pura	220.00 – 240.00	228.00
Dehiattakandiya	125.00 – 129.50	127.17	N'Eliya	295.00 – 305.00	299.00	Luffa		
Nikaweratiya	115.00 – 122.00	118.80	Welimada	250.00 – 260.00	254.00	Dambulla	290.00 – 320.00	305.00
Ampara	120.00 – 120.00	120.00	Hanguranketha	240.00 – 260.00	250.00	Hambantota	240.00 – 250.00	245.00
Long Grain (White)			Leeks			Embilipitiya	290.00 – 320.00	302.50
A'pura	110.00 – 113.00	111.20	N'Eliya	190.00 – 200.00	194.00	Matara	-	
P'narawa	114.00 – 116.00	115.17	Welimada	175.00 – 185.00	181.00	A'pura	280.00 – 300.00	288.00
Kalawewa	110.00 – 113.00	111.40	Beetroot			Green Chillies		
Kurunegala	116.00 – 117.00	116.50	N'Eliya	280.00 – 290.00	285.00	Dambulla	680.00 – 720.00	698.00
Dehiattakandiya	105.00 – 109.00	107.33	Dambulla	340.00 – 360.00	350.00	Hambantota	-	
Embilipitiya	-		Kurunegala	-		Embilipitiya	900.00 – 950.00	927.50
Nikaweratiya	110.00 – 114.00	111.80	Welimada	275.00 – 285.00	279.00	Puttalam	700.00 – 800.00	750.00
Hambantota	-		Hanguranketha	220.00 – 250.00	236.00	A'pura	780.00 – 820.00	796.00
Ampara	110.00 – 110.00	110.00	Knol Khol			Pumpkin		
Long Grain (Red)			N'Eliya	275.00 – 285.00	279.00	Dambulla	90.00 – 110.00	99.00
Matara	100.00 – 105.00	102.00	Welimada	275.00 – 285.00	281.00	Hambantota	80.00 – 90.00	82.50
Hambantota	100.00 – 105.00	103.00	Hanguranketha	240.00 – 260.00	251.60	Embilipitiya	130.00 – 140.00	135.00
Embilipitiya	100.00 – 102.00	100.75	Raddish			Matara	50.00 – 60.00	56.25
Keeri Samba			N'Eliya	115.00 – 125.00	121.00	A'pura	75.00 – 85.00	79.00
A'pura	140.00 – 150.00	145.00	Welimada	110.00 – 115.00	112.00	Moneragala	70.00 – 80.00	74.00
P'narawa	155.00 – 157.00	155.83	Hambantota	140.00 – 160.00	147.50	Cucumber		
Kalawewa	135.00 – 150.00	140.00	Hanguranketha	100.00 – 110.00	103.33	A'pura	100.00 – 120.00	108.00
Kurunegala	145.00 – 145.00	145.00	Cabbage			Dambulla	90.00 – 110.00	102.00
Dehiattakandiya	150.00 – 156.00	153.67	N'Eliya	310.00 – 315.00	313.00	Hambantota	-	
Red Onion			Welimada	255.00 – 265.00	260.00	Matara	-	
Puttalam	-		Badulla	250.00 – 270.00	260.00	Long Beans		
Jaffna	-		Hanguranketha	240.00 – 260.00	250.00	Dambulla	190.00 – 220.00	204.00
Big Onion			Tomato			Hambantota	-	
Dambulla	-		Welimada	380.00 – 420.00	404.00	Embilipitiya	200.00 – 240.00	222.00
Kalawewa	-		Hambantota	-		Matara	230.00 – 260.00	245.00
A'pura	-		Dambulla	480.00 – 510.00	492.00	A'pura	280.00 – 300.00	288.00
Potato			Hanguranketha	-		Ash Plantain		
N'Eliya	290.00 – 300.00	295.00	Vegetable (Low Country)			Hambantota	-	
Badulla	275.00 – 300.00	289.00	Ladies Fingers			Embilipitiya	175.00 – 190.00	182.00
Welimada	265.00 – 275.00	269.00	A'pura	120.00 – 130.00	124.00	Matara	-	
Pulses			Dambulla	100.00 – 120.00	111.00	Lime		
Green Gram			Hambantota	210.00 – 240.00	226.00	Hambantota	-	
Hambantota	-		Embilipitiya	170.00 – 180.00	175.00	Embilipitiya	500.00 – 600.00	562.50
Moneragala	600.00 – 620.00	608.00	Matara	150.00 – 170.00	157.50	Moneragala	600.00 – 700.00	640.00
Embilipitiya	500.00 – 600.00	550.00	Brinjal			Fruits (Rs/Kg)		
Nikaweratiya	600.00 – 625.00	612.50	A'pura	270.00 – 300.00	282.00	Banana		
A'pura	580.00 – 620.00	600.00	Dambulla	240.00 – 280.00	260.00	Ambul		
Cowpea			Hambantota	-		Moneragala	100.00 – 120.00	108.00
Hambantota	-		Embilipitiya	300.00 – 330.00	316.00	Embilipitiya	90.00 – 110.00	97.50
Nikaweratiya	700.00 – 750.00	716.67	Matara	220.00 – 240.00	232.50	Hambantota	120.00 – 130.00	125.00
Moneragala	850.00 – 900.00	870.00	Welimada	175.00 – 185.00	179.00	Kolikuttu		
Embilipitiya	850.00 – 900.00	875.00	Capsicum			Moneragala	300.00 – 320.00	308.00
Maize			Badulla	550.00 – 600.00	572.50	Embilipitiya	280.00 – 320.00	300.00
A'pura	130.00 – 135.00	132.50	Welimada	560.00 – 580.00	572.00	Hambantota	-	
Kalawewa	-		Bitter Gourd			Papaw		
Gingelly			A'pura	400.00 – 440.00	416.00	Moneragala	90.00 – 100.00	94.00
A'pura	600.00 – 650.00	625.00	Dambulla	390.00 – 440.00	414.00	Embilipitiya	80.00 – 90.00	82.00
Kalawewa	-		Hambantota	-		Hambantota	80.00 – 100.00	90.00
Black Gram			Embilipitiya	440.00 – 520.00	484.00	Pineapple		
A'pura	850.00 – 900.00	875.00	Matara	340.00 – 355.00	346.25	Divulapitiya	-	
Kalawewa	-							

Annex 01 - Colombo Markets: Retail Prices of Rice and Subsidiary Food Crops (Rs/Kg)

Week 49: 01 - 07 December 2023

28

CROP	PELIYAGODA	MAHARAGAMA	KIRULAPONE	NUGEGODA	NARAHENPITA	DEMATAGODA	THOTALANGA	KADAWATHA	KIRIBATHGODA
<u>Rice</u>									
Local									
Samba 1	240.00 - 240.00	230.00 - 250.00	250.00 - 250.00	230.00 - 250.00	240.00 - 245.00	230.00 - 250.00	250.00 - 250.00	230.00 - 230.00	230.00 - 250.00
Samba 2	-	-	230.00 - 230.00	-	-	-	230.00 - 230.00	230.00 - 230.00	230.00 - 230.00
Keeri Samba	-	-	-	-	-	-	-	-	-
Nadu 1	-	220.00 - 220.00	225.00 - 225.00	220.00 - 220.00	225.00 - 230.00	220.00 - 230.00	230.00 - 230.00	220.00 - 220.00	220.00 - 230.00
Nadu 2	220.00 - 220.00	220.00 - 220.00	220.00 - 220.00	220.00 - 220.00	-	220.00 - 220.00	220.00 - 220.00	220.00 - 220.00	220.00 - 220.00
Raw (Red)	200.00 - 210.00	195.00 - 200.00	200.00 - 200.00	200.00 - 210.00	210.00 - 210.00	210.00 - 210.00	190.00 - 210.00	200.00 - 200.00	200.00 - 210.00
Raw (White)	210.00 - 220.00	210.00 - 210.00	220.00 - 220.00	210.00 - 210.00	210.00 - 220.00	220.00 - 220.00	210.00 - 220.00	210.00 - 220.00	210.00 - 220.00
Imported									
Samba	-	-	-	-	-	-	-	-	-
Nadu	-	-	-	-	-	-	-	-	-
Raw (Red)	-	-	-	-	-	-	-	-	-
Raw (White)	-	-	-	-	-	-	-	-	-
<u>Dried Chillies</u>									
Imported	1100.00 - 1200.00	1300.00 - 1400.00	1300.00 - 1400.00	1300.00 - 1400.00	1400.00 - 1400.00	1400.00 - 1400.00	1200.00 - 1400.00	1100.00 - 1300.00	1300.00 - 1400.00
<u>Red Onion</u>									
Sinnan	-	-	-	-	-	-	-	-	-
Vedalan	-	-	-	-	-	-	-	-	-
Imported	480.00 - 550.00	640.00 - 640.00	640.00 - 640.00	600.00 - 600.00	600.00 - 640.00	560.00 - 560.00	480.00 - 600.00	550.00 - 600.00	600.00 - 600.00
<u>Big Onion</u>									
Imported	270.00 - 280.00	300.00 - 300.00	300.00 - 300.00	300.00 - 320.00	300.00 - 300.00	280.00 - 280.00	280.00 - 300.00	280.00 - 300.00	280.00 - 300.00
Local	-	-	-	-	-	-	-	-	-
<u>Potato</u>									
Welimada	-	-	-	-	-	-	-	-	-
N'Eliya	420.00 - 420.00	440.00 - 440.00	380.00 - 400.00	400.00 - 440.00	440.00 - 440.00	440.00 - 440.00	380.00 - 400.00	380.00 - 400.00	400.00 - 400.00
Imported	200.00 - 220.00	230.00 - 240.00	220.00 - 240.00	240.00 - 280.00	280.00 - 280.00	280.00 - 280.00	200.00 - 240.00	220.00 - 240.00	240.00 - 240.00
<u>Pulses</u>									
Green Gram	900.00 - 1000.00	1100.00 - 1200.00	1000.00 - 1200.00	1200.00 - 1200.00	1000.00 - 1000.00	1000.00 - 1200.00	900.00 - 900.00	1200.00 - 1200.00	1200.00 - 1200.00
Cowpea (White)	1200.00 - 1300.00	1300.00 - 1300.00	1200.00 - 1200.00	1200.00 - 1200.00	1000.00 - 1300.00	1200.00 - 1200.00	1100.00 - 1100.00	1200.00 - 1200.00	1200.00 - 1200.00
Cowpea (Red)	1200.00 - 1200.00	1200.00 - 1200.00	1200.00 - 1200.00	1200.00 - 1200.00	1000.00 - 1200.00	1200.00 - 1200.00	1200.00 - 1200.00	1200.00 - 1200.00	1200.00 - 1200.00
Red Dhal	320.00 - 340.00	340.00 - 360.00	330.00 - 360.00	340.00 - 360.00	340.00 - 360.00	340.00 - 340.00	320.00 - 340.00	320.00 - 330.00	340.00 - 340.00

Annex 02 - Colombo Markets: Retail Prices of Vegetables (Rs/Kg) and Coconut (Rs/Nut)

Week 49: 01 - 07 December 2023

29

CROP	PELIYAGODA	MAHARAGAMA	KIRULAPONE	NUGEGODA	NARAHENPITA	DEMATAGODA	THOTALANGA	KADAWATHA	KIRIBATHGODA
<i>Vegetable</i>									
Beans	600.00 - 700.00	800.00 - 800.00	720.00 - 800.00	760.00 - 800.00	740.00 - 800.00	700.00 - 800.00	600.00 - 700.00	760.00 - 800.00	760.00 - 800.00
Carrot	280.00 - 320.00	420.00 - 560.00	520.00 - 560.00	400.00 - 560.00	440.00 - 460.00	360.00 - 400.00	320.00 - 420.00	360.00 - 420.00	460.00 - 520.00
Leeks	260.00 - 280.00	430.00 - 430.00	400.00 - 420.00	400.00 - 420.00	350.00 - 360.00	320.00 - 360.00	350.00 - 400.00	320.00 - 360.00	400.00 - 420.00
Beetroot	380.00 - 400.00	600.00 - 600.00	560.00 - 600.00	560.00 - 600.00	540.00 - 600.00	-	400.00 - 480.00	560.00 - 600.00	500.00 - 540.00
Knolkhol	300.00 - 320.00	480.00 - 520.00	-	-	460.00 - 480.00	-	340.00 - 360.00	-	500.00 - 520.00
Raddish	200.00 - 240.00	400.00 - 460.00	400.00 - 480.00	360.00 - 420.00	360.00 - 420.00	320.00 - 340.00	240.00 - 300.00	460.00 - 480.00	300.00 - 340.00
Cabbage	360.00 - 400.00	460.00 - 560.00	520.00 - 560.00	420.00 - 560.00	500.00 - 560.00	460.00 - 560.00	350.00 - 420.00	400.00 - 420.00	460.00 - 480.00
Tomato	560.00 - 660.00	800.00 - 800.00	760.00 - 800.00	760.00 - 800.00	700.00 - 740.00	620.00 - 680.00	430.00 - 460.00	600.00 - 660.00	500.00 - 530.00
Ladies Fingers	240.00 - 260.00	400.00 - 420.00	400.00 - 420.00	320.00 - 420.00	320.00 - 340.00	340.00 - 420.00	300.00 - 360.00	340.00 - 420.00	400.00 - 420.00
Brinjal	350.00 - 420.00	460.00 - 600.00	500.00 - 520.00	450.00 - 600.00	500.00 - 560.00	400.00 - 540.00	400.00 - 460.00	400.00 - 600.00	520.00 - 560.00
Capsicum	650.00 - 660.00	900.00 - 1100.00	1000.00 - 1100.00	1000.00 - 1100.00	800.00 - 860.00	900.00 - 1000.00	680.00 - 700.00	1100.00 - 1100.00	760.00 - 860.00
Pumpkin	130.00 - 160.00	240.00 - 260.00	240.00 - 260.00	200.00 - 220.00	200.00 - 260.00	220.00 - 240.00	140.00 - 180.00	200.00 - 240.00	240.00 - 260.00
Cucumber	160.00 - 200.00	280.00 - 340.00	260.00 - 280.00	320.00 - 340.00	200.00 - 280.00	200.00 - 340.00	200.00 - 260.00	320.00 - 340.00	280.00 - 320.00
Bitter Gourd	500.00 - 560.00	600.00 - 800.00	760.00 - 800.00	600.00 - 800.00	660.00 - 700.00	500.00 - 540.00	600.00 - 700.00	800.00 - 800.00	740.00 - 800.00
Snake Gourd	240.00 - 280.00	460.00 - 480.00	520.00 - 600.00	480.00 - 600.00	400.00 - 420.00	320.00 - 380.00	300.00 - 360.00	540.00 - 600.00	440.00 - 480.00
Drumstick	-	-	-	-	-	-	-	-	-
Luffa	360.00 - 400.00	440.00 - 480.00	520.00 - 600.00	560.00 - 600.00	540.00 - 600.00	400.00 - 460.00	350.00 - 450.00	600.00 - 600.00	400.00 - 440.00
Long Beans	350.00 - 400.00	600.00 - 600.00	500.00 - 540.00	460.00 - 480.00	400.00 - 480.00	-	340.00 - 400.00	540.00 - 600.00	500.00 - 540.00
Ash Plantain	300.00 - 360.00	460.00 - 480.00	400.00 - 480.00	400.00 - 420.00	340.00 - 420.00	400.00 - 460.00	350.00 - 380.00	340.00 - 360.00	320.00 - 360.00
Green Chillies	900.00 - 1100.00	1000.00 - 1400.00	1000.00 - 1400.00	1200.00 - 1500.00	1100.00 - 1300.00	1100.00 - 1200.00	1100.00 - 1200.00	1600.00 - 1600.00	1200.00 - 1400.00
Lime	1000.00 - 1200.00	1200.00 - 1600.00	2000.00 - 2200.00	2000.00 - 2000.00	1400.00 - 1800.00	1000.00 - 1600.00	1200.00 - 1600.00	2000.00 - 2200.00	2000.00 - 2200.00
<i>Root Crops</i>									
Sweet Potato	150.00 - 160.00	320.00 - 340.00	240.00 - 280.00	320.00 - 340.00	240.00 - 260.00	320.00 - 340.00	160.00 - 240.00	240.00 - 260.00	160.00 - 180.00
Manioc	160.00 - 180.00	220.00 - 240.00	220.00 - 240.00	260.00 - 260.00	150.00 - 160.00	240.00 - 260.00	160.00 - 180.00	240.00 - 260.00	200.00 - 220.00
<i>Leafy Vegetable</i>									
Mukunuwenna	80.00 - 80.00	80.00 - 80.00	70.00 - 70.00	80.00 - 80.00	80.00 - 80.00	80.00 - 80.00	80.00 - 80.00	80.00 - 80.00	80.00 - 80.00
Kankun	80.00 - 80.00	80.00 - 80.00	70.00 - 70.00	80.00 - 80.00	80.00 - 80.00	80.00 - 80.00	80.00 - 80.00	80.00 - 80.00	80.00 - 80.00
Gotukola	100.00 - 100.00	100.00 - 100.00	80.00 - 100.00	100.00 - 100.00	100.00 - 100.00	100.00 - 100.00	100.00 - 100.00	100.00 - 100.00	100.00 - 100.00
<i>Coconut</i>									
Large	100.00 - 110.00	120.00 - 120.00	120.00 - 120.00	100.00 - 110.00	120.00 - 120.00	120.00 - 120.00	120.00 - 120.00	120.00 - 120.00	120.00 - 120.00
Small	90.00 - 95.00	90.00 - 100.00	90.00 - 100.00	90.00 - 90.00	90.00 - 100.00	90.00 - 100.00	90.00 - 90.00	90.00 - 100.00	90.00 - 100.00

Annex 03 - Colombo Markets: Retail Prices of Fruits (Rs/Fruit)

Week 49: 01 - 07 December 2023

30

CROP	PELIYAGODA		MAHARAGAMA		KIRULAPONE		NUGEGODA		NARAHENPITA		DEMATAGODA		THOTALANGA		KADAWATHA		KIRIBATHGODA	
<i>Plantain</i>																		
Ambul (Rs/Kg)	180.00	200.00	260.00	260.00	260.00	280.00	240.00	280.00	200.00	250.00	250.00	250.00	180.00	200.00	200.00	200.00	220.00	220.00
Kolikuttu (Rs/Kg)	450.00	600.00	500.00	550.00	600.00	650.00	500.00	500.00	550.00	600.00	600.00	600.00	500.00	550.00	650.00	650.00	560.00	600.00
Seeni (Rs/Kg)	150.00	200.00	180.00	200.00	240.00	240.00	200.00	240.00	200.00	230.00	240.00	240.00	150.00	160.00	220.00	220.00	200.00	220.00
Anamalu	30.00	31.00	40.00	43.00	43.00	43.00	37.00	43.00	37.00	37.00	37.00	37.00	31.00	32.00	32.00	37.00	32.00	35.00
Ambun	41.00	41.00	53.00	58.00	58.00	58.00	50.00	58.00	50.00	50.00	45.00	50.00	41.00	50.00	48.00	50.00	42.00	46.00
<i>Pineapple</i>																		
Large	530.00	550.00	680.00	680.00	680.00	700.00	680.00	700.00	580.00	600.00	530.00	550.00	-	-	680.00	700.00	560.00	600.00
Medium	480.00	500.00	600.00	650.00	600.00	650.00	600.00	600.00	500.00	550.00	450.00	500.00	430.00	520.00	620.00	650.00	520.00	550.00
Small	400.00	450.00	-	-	550.00	580.00	550.00	580.00	450.00	480.00	400.00	430.00	350.00	350.00	550.00	600.00	500.00	500.00
<i>Mango</i>																		
Betti	-	-	-	-	-	-	-	-	-	-	-	-	-	-	-	-	-	-
Karthakolomban	65.00	100.00	100.00	100.00	100.00	150.00	130.00	150.00	100.00	130.00	83.00	85.00	60.00	80.00	100.00	100.00	60.00	60.00
Vilad	50.00	60.00	-	-	-	-	-	-	-	-	-	-	-	-	-	-	-	-
Kohu	-	-	-	-	-	-	-	-	-	-	-	-	-	-	-	-	-	-
<i>Other Fruits</i>																		
Wood Apple	36.00	50.00	50.00	68.00	60.00	80.00	60.00	80.00	60.00	60.00	50.00	50.00	36.00	40.00	60.00	60.00	72.00	72.00
Orange	150.00	160.00	180.00	200.00	240.00	240.00	-	-	200.00	240.00	-	-	-	-	-	-	160.00	160.00
Avocado	-	-	-	-	140.00	200.00	200.00	200.00	180.00	200.00	120.00	120.00	120.00	120.00	160.00	160.00	120.00	120.00
Slime Apple	90.00	100.00	120.00	120.00	120.00	130.00	120.00	120.00	90.00	100.00	90.00	90.00	90.00	90.00	120.00	120.00	90.00	90.00
Grapes (Rs/Kg)	1400.00	1500.00	2000.00	2200.00	1800.00	2500.00	2400.00	2500.00	2000.00	2000.00	2000.00	2000.00	2000.00	2300.00	2200.00	2300.00	1800.00	2000.00
Papaw (Rs/Kg)	140.00	140.00	180.00	240.00	240.00	250.00	200.00	220.00	180.00	200.00	160.00	200.00	150.00	180.00	140.00	200.00	150.00	180.00
Passion	35.00	35.00	60.00	60.00	50.00	60.00	60.00	60.00	45.00	50.00	60.00	60.00	40.00	40.00	60.00	60.00	60.00	60.00
King Coconut	100.00	130.00	100.00	130.00	130.00	150.00	100.00	130.00	120.00	150.00	130.00	150.00	100.00	150.00	150.00	150.00	150.00	150.00

Annex 04 - Colombo Markets: Retail Prices of Sea Fish and Dried Fish (Rs/Kg)

Week 49: 01 - 07 December 2023

CROP	PELIYAGODA	MAHARAGAMA	KIRULAPONE	NUGEGODA	NARAHENPITA	DEMATAGODA	THOTALANGA	KADAWATHA	KIRIBATHGODA
<i>Sea Fish</i>									
Salaya	350.00 - 400.00	580.00 - 600.00	600.00 - 600.00	600.00 - 600.00	520.00 - 520.00	500.00 - 520.00	500.00 - 500.00	540.00 - 560.00	500.00 - 560.00
Hurulla	600.00 - 680.00	800.00 - 800.00	800.00 - 800.00	800.00 - 800.00	800.00 - 800.00	800.00 - 800.00	700.00 - 720.00	700.00 - 700.00	700.00 - 700.00
Balaya	1200.00 - 1250.00	-	-	-	-	-	-	1000.00 - 1100.00	1000.00 - 1200.00
Kelawalla	1480.00 - 1500.00	2600.00 - 2600.00	2600.00 - 2600.00	2600.00 - 2600.00	2300.00 - 2300.00	2000.00 - 2000.00	2000.00 - 2000.00	2000.00 - 2000.00	-
Thora	2600.00 - 2800.00	3200.00 - 3400.00	3200.00 - 3400.00	3400.00 - 3400.00	3000.00 - 3000.00	2800.00 - 2800.00	2600.00 - 2800.00	2400.00 - 2600.00	2600.00 - 2800.00
Paraw	1480.00 - 1500.00	2600.00 - 2600.00	2600.00 - 2600.00	2600.00 - 2600.00	2000.00 - 2000.00	2200.00 - 2400.00	2000.00 - 2000.00	2000.00 - 2000.00	1900.00 - 2000.00
Mora	-	-	-	-	-	-	-	-	-
Shrimps Small	2000.00 - 2100.00	2000.00 - 2000.00	2000.00 - 2100.00	2000.00 - 2000.00	2100.00 - 2100.00	2000.00 - 2100.00	2000.00 - 2000.00	2000.00 - 2000.00	2000.00 - 2000.00
Talapath	2500.00 - 2800.00	2800.00 - 3000.00	3000.00 - 3000.00	2800.00 - 3000.00	2900.00 - 2900.00	2600.00 - 2600.00	2800.00 - 3000.00	2800.00 - 2800.00	3000.00 - 3000.00
<i>Eggs (Rs/Egg)</i>									
Brown	48.50 - 48.50	48.50 - 48.50	48.50 - 48.50	48.50 - 48.50	48.50 - 48.50	48.50 - 48.50	48.50 - 48.50	45.00 - 45.00	45.00 - 45.00
White	46.50 - 46.50	46.50 - 46.50	46.50 - 46.50	46.50 - 46.50	46.50 - 46.50	46.50 - 46.50	46.50 - 46.50	43.00 - 43.00	43.00 - 43.00
<i>Dried Fish</i>									
Sprats	1800.00 - 1800.00	2000.00 - 2000.00	2000.00 - 2000.00	2000.00 - 2000.00	1800.00 - 2000.00	1800.00 - 2000.00	1800.00 - 2000.00	1800.00 - 2000.00	2000.00 - 2200.00
Kattawa	1800.00 - 2000.00	2400.00 - 2400.00	2200.00 - 2200.00	2400.00 - 2400.00	2000.00 - 2000.00	2000.00 - 2200.00	2200.00 - 2400.00	2000.00 - 2000.00	2200.00 - 2400.00
Thora	-	-	-	-	-	-	-	-	-
Mora	2200.00 - 2400.00	2500.00 - 2500.00	2400.00 - 2500.00	2500.00 - 2600.00	2200.00 - 2200.00	-	-	-	-
Balaya	1400.00 - 1600.00	1800.00 - 1800.00	1800.00 - 1800.00	1600.00 - 1800.00	1800.00 - 1800.00	1800.00 - 1800.00	1400.00 - 1600.00	1400.00 - 1600.00	1600.00 - 1600.00
Anguluwa	2800.00 - 2800.00	2800.00 - 2800.00	2800.00 - 2800.00	2400.00 - 2800.00	2000.00 - 2000.00	2000.00 - 2000.00	-	2400.00 - 2400.00	2200.00 - 2200.00
Salaya	1000.00 - 1000.00	1000.00 - 1000.00	1000.00 - 1000.00	1000.00 - 1000.00	1000.00 - 1000.00	900.00 - 1000.00	800.00 - 800.00	800.00 - 800.00	800.00 - 800.00
<i>Meat</i>									
Beef (without Bones)	-	2500.00 - 2500.00	2500.00 - 2500.00	-	2200.00 - 2200.00	-	2200.00 - 2200.00	-	-
Chicken (Broiler)	1350.00 - 1350.00	1380.00 - 1380.00	1320.00 - 1320.00	1350.00 - 1350.00	1180.00 - 1180.00	1180.00 - 1180.00	1200.00 - 1200.00	1300.00 - 1300.00	1300.00 - 1300.00
Chicken (Curry)	-	-	-	1400.00 - 1400.00	1200.00 - 1200.00	1200.00 - 1200.00	1100.00 - 1100.00	1100.00 - 1100.00	1200.00 - 1200.00
Mutton	-	-	3200.00 - 3200.00	3200.00 - 3200.00	3200.00 - 3200.00	3200.00 - 3200.00	3100.00 - 3100.00	3200.00 - 3200.00	3400.00 - 3400.00
Pork	-	1500.00 - 1500.00	1500.00 - 1500.00	-	-	-	-	1300.00 - 1300.00	1300.00 - 1300.00

Annex 05 : Food Composition of Selected Food Commodities

Commodity	Energy (kcal/100g)	Protein (g/100g)	Total fat (g/100g)	Retinol Eq (μ g/100g)	Vit B2 (mg/100g)	Vit B6 (mg/100g)	Folate (μ g/100g)	Vit C (mg/100g)	Calcium (mg/100g)	Magnesium (mg/100g)	Iron (mg/100g)	Zinc (mg/100g)
Rice												
Rice - (white Kekulu - normal)	361	9.88	1.52	-	0.03	0.09	10.67	-	6.94	26.29	1.22	1.5
Rice - (white Kekulu Samba)	355	8.81	1.53	-	0.03	0.09	8.11	-	9.82	30.48	0.92	1.7
Rice - (Red Kekulu - normal)	366	8.64	2.12	-	0.05	0.1	8.39	-	4.73	31.7	0.88	1.84
Rice -Samba	369	6.86	2.45	-	0.05	0.13	12.79	-	8.71	37.26	1.18	1.49
Rice - Nadu White	366	7.76	1.48	-	0.03	0.12	9.35	-	4.57	20.1	0.64	1.61
Dried chilies	233	12.68	6.41	437	0.84	0.42	46.83	NA	107	231	5.39	1.65
Onion												
Big onions	48	1.67	0.24	0.16	0.01	0.1	32.99	7.58	14.82	16.94	0.45	0.25
Red onions	55	2.13	0.15	0.18	0.02	0.13	30.15	14.26	20.37	19.32	0.31	0.28
Potatoes	71	1.67	0.25		0.01	0.09	14.31	20.5	9.83	23.84	0.46	0.29
Pulses												
Green gram	290	21.97	0.93	19.5	0.28	0.33	135	NA	98.96	146	4.15	2.86
White cowpea	320	21.25	1.14	1.36	0.09	0.26	249	NA	84.1	213	5.04	3.57
Red cowpea	320	20.24	1.08	0.96	0.11	0.27	273	NA	81.83	194	4.95	3.4
Red Dhal	319	23.09	0.77	1.06	1.6	0.22	55	NA	41.27	66.63	7.45	3.34
Vegetables												
Beans	46	3.95	0.15	6.64	0.1	0.3	45.2	7.02	35.68	45.56	0.7	0.59
Carrot	30	0.85	0.45	1240	0.03	0.1	24.71	5.93	27.65	11.7	0.59	0.25
Leeks	30	1.74	0.49	18.56	0.02	0.19	42.63	4.65	29.28	11.77	1.49	0.43
Beetroot	31	2.12	0.15	1.52	0.01	0.09	108	4.51	20.29	34.88	0.77	0.29
Knolkhol	16	1.69	0.34		0.05	0.19	12.7	77.64	40.09	19.35	0.23	0.18
Radish	29	0.75	0.11		0.02	0.09	18.09	12.13	35.64	13.56	0.38	0.16
Cabbage	21	1.35	0.14	3.35	0.05	0.14	52.66	29.62	56.85	18.47	0.33	0.16

Tomatoes	20	0.88	0.56	165	0.03	0.09	20.16	25.58	9.69	14.93	0.31	0.12
Ladies fingers	26	2.06	0.19	12.41	0.08	0.28	70.62	24.48	92.26	55.23	0.96	0.44
Brinjal (Pandora Striped)	29	1.49	0.31	23	0.12	0.09	30.99	1.49	18.95	18	0.32	0.19
Brinjal (Chinese eggplant)	24	1.28	0.33	16.83	0.12	0.11	32.94	3.37	14.4	21.18	0.28	0.16
Capsicum	23	1.22	0.34	38.96	0.03	0.29	28.65	49.63	12.65	11.21	0.21	0.31
Pumpkin (Common)	31	0.86	0.3	30.41	0.02	0.09	17.72	8.73	18.75	9.93	0.49	0.25
Cucumber	19	0.98	0.24	0.58	0.01	0.08	19.66	4.08	22.1	18.22	0.67	0.21
Bitter gourd	19	1.47	0.23	55.08	0.05	0.06	53.1	46.89	25.19	35.81	1.75	0.26
Snake gourd (Dark green)	11	0.82	0.25	10.41	0.03	0.12	18.09	3.54	26.83	25.84	0.41	0.11
Snake gourd (Pale green)	11	0.89	0.25	5.14	0.03	0.07	16.52	2.85	27.11	21.77	0.47	0.2
Drumstick	30	2.48	0.12	3.13	0.06	0.12	60.48	92.33	22.27	28.51	0.5	0.26
Watakolu	12	0.86	0.15	59.33	0.01	0.07	25.48	6.41	14.67	14.01	4.42	0.45
Long beans	24	3.36	0.3	-	0.06	0.11	99.98	8.93	44.22	33.17	1.01	0.08
Ash Plantain	76	2.84	0.56	0.06	0.02	0.07	6.82	4.49	5.19	22.55	0.39	0.21
Green chillies	39	2.28	0.76	38.16	0.08	0.25	21.29	98.61	20.25	36.91	1.25	0.29
Limes	26	0.66	0.26	0.36	0.01	0.05	12.1	38.05	26	15.25	0.12	0.05
Kekiri	17	1.01	0.25	0.76	0.01	0.07	17.34	8.07	25.72	26.2	0.63	0.22
Ash pumpkin (Ash guord)	18	0.8	0.15		0.01	0.15	14.17	9.14	19.27	23.62	0.48	0.13
Cho-Cho	19	0.58	0.12	0.3	0.04	0.07	63.81	23.76	20.55	13.02	0.49	0.12
Thalana batu (Little prince)	21	1.28	0.39	24.33	0.12	0.09	38.63	2.4	12.38	19.62	0.31	0.22
Thalana batu (Thai eggplant)	21	1.45	0.26	18.33	0.11	0.09	31.18	2.71	17.24	37.22	0.37	0.24
Thibbatu	61	1.66	1.96	15.89	0.03	1.02	72.39	10.8	105	57.46	1.06	0.59
Kohila yams	27	0.64	0.16	1.72	0.01	0.14	4.64	1.67	52.33	33.95	0.61	1.62
Kehel muwa	19	1.36	0.63	4.27	0.02	0.12	40.51	8.16	35.09	31.43	0.38	0.39
Ambaralla	37	0.73	0.44	3.36	0.01	0.1	44.49	35.51	20.7	9.28	0.7	0.12
Mango	50	0.75	0.09	14.5	0.02	0.14	34.89	91.63	28.56	17.74	0.5	0.09
Mushroom	27	2.54	0.42	-	0.15	0.13	7.81	11.56	0.9	14.42	1.32	0.79
Dambala	21	1.84	0.2	38.74	0.08	0.4	33.69	19.82	68.24	31.38	1.2	0.44
Coconuts nuts	390	3.67	39.92	-	0.05	0.11	14.86	-				

Root Crop												
Sweet potato	108	1.27	0.33	NA	0.04	0.09	14.44	22.2	28.93	21.05	0.51	0.14
Manioc	78	0.92	0.19	NA	0.07	0.2	0.1	1.95	25.31	19.08	19.78	23.73
Nelum ala/Lotus root	79	1.94	0.93	NA	0.05	0.19	26.49	26.63	37.71	26.58	3.34	0.35
Kiriala	87	3.96	0.15	1.19	0.03	0.16	20.17	2.71	30.79	41.52	0.6	0.42
Iniala	103	3.2	0.3	33.14	0.01	0.22	22.19	13.03	40.99	28.98	1.31	0.29
Leafy Vegetables												
Mukunuwanna	28	3.15	0.55	92.25	0.09	0.27	96.14	3.24	135	45.38	1.7	1.03
Gotukola	15	0.64	0.47	226	0.07	0.23	70.11	6.74	96.31	41.42	1.25	0.66
Kankun	15	0.47	0.37	1614	0.08	0.4	33.69	19.82	49.21	18.35	1.32	0.44
Kathurumurunga	70	8.01	1.35	2097	0.33	0.22	120	121	901	96.64	4.36	0.53
Nivithi	22	2.2	0.47	959	0.06	0.11	74.05	10.26	163	61.37	1.49	0.67
Thampala	32	3.55	0.72	1474	0.21	0.22	74.27	82	258	209	3.5	1.4
Sarana	20	2.42	0.21	1149	0.03	0.13	58.54	9.89	59.57	42.93	0.13	0.75
Kohila leaves	33	4.1	0.83	300	0.02	0.17	56.76	5.56	19.5	20.32	0.25	0.3
Onion leaves	27	2.01	0.26	NA	0.04	0.18	56.8	23.38	35.21	74.95	3.15	0.77
Cabbage leaves	30	3.63	0.27	8.66	0.05	0.24	63.46	40.76	170	18.47	2.67	0.35
Salad leaves	19	1.05	0.24	NA	0.1	0.06	37.48	11.64	58.23	36.89	2.07	0.27
Cauliflower	23	2.09	0.48	0.14	0.06	0.11	46.67	50.17	22.44	18.52	0.76	0.27
Jackfruit pods	25	2.14	0.34	NA	0.03	0.04	30.7	24.77	37.32	26.08	0.3	0.17
Jackfruit seeds	77	5.66	0.44	NA	0.02	0.08	58.91	15.24	40.87	50.14	0.52	0.42
Meat												
Chicken	176	23.14	9.24	6.88	0.07	0.49	10.09	-	15.06	20.18	0.75	0.64
Beef	160	23.3	7.45	2.15	0.08	0.32	1.93	-	4.8	28.54	2.41	3.31
Mutton	138	20.37	6.23	2.7	0.13	0.28	1.73	-	7.58	19.5	1.62	5.05
Pork	161	18.83	9.5	1.9	0.09	0.28	8.15	-	6.58	8.9	0.79	0.8
Fish												
Balaya	96	21.28	1.12	21.01	0.15	0.12	7.89		6.45	26.02	0.68	0.46
Seer	136	22.28	5.18	81.9	0.07	0.16	15.45		9.85	36.73	0.41	0.74

Shark	95	21.6	0.83	1.11	0.04	0.11	8.57	8.44	32.58	0.41	0.74
Paraw	87	20.02	0.7	1.49	0.02	0.16	6.77	8.17	31.68	0.67	0.41
Thalapath	91	16.04	2.88	12.03	0.1	0.13	78.22	7.64	24.89	0.71	0.67
Kelawalla	109	21.47	2.55	15.95	0.17	0.73	77.39	13.35	33.82	0.68	0.64
Haedaella	87	19.88	0.78	12.18	0.04	0.06	11.7	36.6	53	0.54	0.65
Hurulla	88	17.08	2.18	10.02	0.14	1.66	61.66	103	35.45	1.24	1.05
Karalla / Katuwalla	97	21.8	1.06	1.25	0.02	0.1	14.38	37.06	39.05	0.24	0.42
Kumbala / Angila	101	21.51	1.53	16.34	0.1	0.1	7.13	31.27	37.46	1.46	0.67
Salaya / Sudaya	100	19.5	2.39	15.41	0.18	1.39	60.87	435	42.83	1.4	2.3
Theppli / Telapiya /Korali	83	18.48	1.08	17.14	0.18	0.18	8.29	99.39	24.96	2.84	0.88
Prawns	65	14.85	0.56	1.24	0.03	0.1	15.37	37.81	30.5	0.73	1.1
Crabs	45	10	0.55	8.33	0.14	0.18	13.83	37.81	45.93	0.73	1.1
Cuttle fish	76	16.82	0.93	1.93	0.02	0.04	6.22	8.73	35.46	0.62	1.3
Linna	112	20.3	3.37	15.78	0.23	0.68	59.78				
Coppara	97	22.89	0.56	21.51	0.04	0.12	8.08	7.2	30.08	1.2	0.58
Ray (Maduwa)	97	23.98	0.68	7.55	0.02	0.21	25.59	9.16	24.61	0.74	0.44

Dried Fish

Dried sprats	259	51.16	5.92	12.83	0.25	0.62	438	1178	162	3.06	4.2
Dried keeramin	311	49.6	12.42	12.92	0.13	2.41	144	555	166	2.58	3.19
Dried thalapath	289	54.68	8.04	9.38	0.04	0.43	97.8	62.75	110	1.96	1.45
Dried katta	275	50.04	8.31	2.48	0.03	0.35	80.4	86.55	92.17	1.47	1.16
Dried balaya	282	63.79	3.37	14.32	0.12	1.98	213	83.48	83.45	3.6	1.44
Dried shark / keelan	267	55.03	5.25	10.31	0.04	0.32	187	42.24	92.94	1.48	0.66

Eggs

Hen eggs (Country)	170	13.14	13	208	0.08	0.18	54.6	50.14	11.04	1.64	1.12
Hen eggs (Table)	135	13.55	9.03	200	0.19	0.19	49.46	63.3	12	2.39	1.73
Quail eggs	153	12.39	11.46	153	0.11	0.17	54.86	60.67	11.21	2.55	1.51

Fruits

Banana Embul	109	1.11	1.09	9.68	0.05	0.64	32.98	13.61	9.39	25.67	0.51	0.23
Anamaalu	102	1.04	0.72	16.4	0.04	0.65	21.07	3.66	8.06	27.02	0.51	0.23

Koli kuttu	107	1.38	0.34	8.8	0.03	0.47	18.12	7.71	8.56	38	0.32	0.14
Pineapple	37	0.41	0.17	5.76	0.04	0.12	17.86	39.36	10.37	10.71	0.3	0.09
Papaya	26	0.42	0.16	171	0.11	0.04	54.85	48.62	16.77	8.9	0.23	0.08
Mangoes (Karthakolomban)	79	0.8	0.92	259	0.01	0.1	35.52	17.74	3.12	6.72	0.1	0.08
Mangoes (Vilad)	44	0.76	0.58	146	0.05	0.26	67.6	29.97	16.93	14.79	0.65	0.19
Apple	62	0.29	0.64	0.36	0.02	0.08	3.43	2.9	3.12	6.72	0.1	0.08
Avacado	144	2.95	13.86	2	0.08	0.18	67.17	9.36	28.48	48.14	0.81	0.75
Wood apple	78	3.09	3.62	0.46	0.01	0.14	6.07	13.58	59.15	25.16	0.45	0.32
Orange	46	1.07	0.37	23.44	0.01	0.28	14.46	20.19	31.18	20.36	0.81	0.35
Guava	39	1.53	0.38	19.67	0.01	0.11	25.24	30.88	6.59	12.02	0.53	0.33
Grapes	49	0.95	10.69	3.22	0.04	0.1	7.07	20.51	7.27	6.86	0.28	0.07
Melon	19	0.65	0.16	130	0.02	0.11	6	8.24	4.05	9.76	0.15	0.1

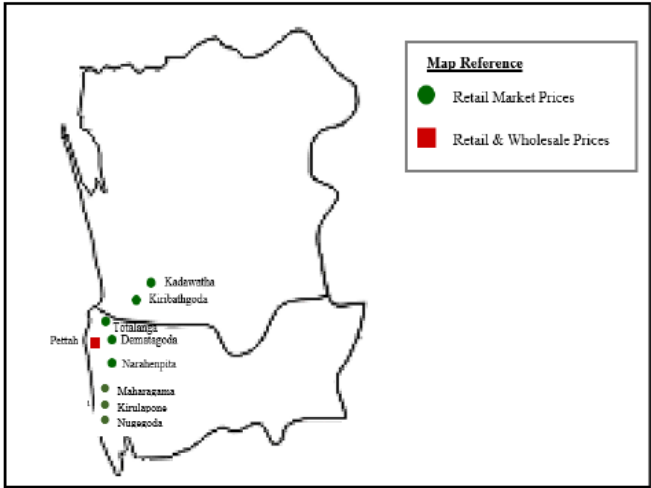
Source: Sri Lanka Food Composition Tables, Ministry of Health - 2021.

Price Collecting Areas



Legend

- Retail Market Prices
- ▲ Wholesale Market Prices
- Retail & Wholesale Prices
- Dedicated Economic Center





HARTI



Ministry of Agriculture

Food Systems and Market Research Division & Information Division

Hector Kobbekaduwa Agrarian Research and Training Institute

No. 114, Wijerama Mawatha, Colombo 07.

Phone: 011-2696981 Fax: 011-2682283

E-mail: mfpaharti@yahoo.com

Web: www.harti.gov.lk

www.mobilink.lk

දෛනික චිළචිචි තොග මිල, ජංගම දුරකථනයෙන්

හෙක්ටර් කොච්චිකඩුව ගොවි කරියතු පර්යේෂණ හා පුහුණුවීර්මේ ආයතනය අනුමුතයෙන්

මොබිටෙල් ජංගම මිල දර්ශනය

ජාතික ජංගම දුරකථන ජාලයෙන්

6666 අමතන්න.

මොබිටෙල් අද මිල - අඟ පහ

මොබිටෙල් ජංගම දුරකථන ජාලයෙන් චිළචිචි තොග මිල දර්ශනය.

විකාශිතයාට රු.2/-

විකාශිතයාට රු.2/-