



Hector Kobbekaduwa Agrarian Research and Training Institute
Data Management Division
(Wholesale Prices of Rice & Subsidiary Food Crops)



2024.12.16

| Item | Pettah | | | | Marandagahamula | | | |
|--------------------------------|-----------------|------------|------------|----------|-----------------|------------|------------|----------|
| | Range | Average | | Change * | Range | Average | | Change * |
| | 2024.12.16 | 2024.12.16 | 2024.12.13 | | 2024.12.16 | 2024.12.16 | 2024.12.13 | |
| Rice (Rs/kg) | | | | | | | | |
| Samba 1 | 235.00 - 240.00 | 237.50 | 238.25 | -0.75 | 237.00 - 238.00 | 237.40 | 238.00 | -0.60 |
| Samba 2 | 230.00 - 233.00 | 231.50 | 229.00 | 2.50 | 235.00 - 235.00 | 235.00 | 235.00 | |
| Keeri Samba | 250.00 - 260.00 | 255.00 | 255.00 | | 255.00 - 255.00 | 255.00 | 254.25 | 0.75 |
| Nadu 1 | 225.00 - 230.00 | 227.50 | 227.50 | | 227.00 - 228.00 | 227.75 | 229.50 | -1.75 |
| Nadu 2 | 220.00 - 222.00 | 221.00 | 221.50 | -0.50 | 225.00 - 225.00 | 225.00 | 225.00 | |
| Raw red | 215.00 - 220.00 | 218.00 | 218.00 | | - | | | |
| Raw White | 215.00 - 220.00 | 218.00 | 217.00 | 1.00 | 215.00 - 218.00 | 217.00 | 215.00 | 2.00 |
| Imported Rice | | | | | | | | |
| Ponne Samba | - | | | | - | | | |
| Nadu | 215.00 - 220.00 | 217.50 | 217.50 | | - | | | |
| Raw White | 215.00 - 220.00 | 217.50 | 217.50 | | - | | | |
| Raw red | | | | | | | | |
| Subsidiary Food Crops | | | | | | | | |
| Dried Chillies (Rs/Kg) | | | | | | | | |
| Imported | 650.00 - 750.00 | 710.00 | 710.00 | | | | | |
| Local | | | | | | | | |
| Onion (Rs/Kg) | | | | | | | | |
| Sinnan | 230.00 - 280.00 | 250.00 | 256.00 | -6.00 | | | | |
| Vedalan | - | | | | | | | |
| Imported | 380.00 - 400.00 | 388.00 | 370.00 | 18.00 | | | | |
| Big Onion | | | | | | | | |
| Imported | 180.00 - 240.00 | 204.00 | 212.00 | -8.00 | | | | |
| Local | - | | | | | | | |
| Potatoes (Rs/Kg) | | | | | | | | |
| Welimada | - | | 338.00 | | | | | |
| Nuwaraeliya | 320.00 - 330.00 | 324.00 | 338.00 | -14.00 | | | | |
| Imported | 200.00 - 270.00 | 228.00 | 218.00 | 10.00 | | | | |
| Pulses (Rs/Kg) | | | | | | | | |
| Green Gram | 490.00 - 600.00 | 534.00 | 560.00 | -26.00 | | | | |
| Cowpea | 500.00 - 650.00 | 560.00 | 560.00 | | | | | |
| Red Dhal | 270.00 - 275.00 | 272.00 | 272.00 | | | | | |
| Consumption Item(Rs/Kg) | | | | | | | | |
| Sugar(White) | 235.00 - 237.00 | 236.00 | 236.00 | | | | | |
| Wheat Flour | 145.00 - 155.00 | 150.00 | 150.00 | | | | | |
| Eggs (Rs/Egg) | | | | | | | | |
| Brown | 33.00 - 35.00 | 34.00 | 38.50 | -4.50 | | | | |
| White | 31.00 - 32.00 | 31.50 | 35.50 | -4.00 | | | | |

Data Management Division
Hector Kobbekaduwa Agrarian
Research and Training Institute
P.O. Box 1522
Colombo.



Hector Kobbekaduwa Agrarian Research and Training Institute Data Management Division



| Variety | 2024.12.16 | 2024.12.16 | 2024.12.16 | 2024.12.15 | 2024.12.16 | 2024.12.16 | 2024.12.16 | 2024.12.16 | 2024.12.16 | 2024.12.15 |
|--------------------------------|-------------------|--------------|-----------------|----------------|--------------------|------------------------|--------------------|--------------------|--------------------|------------------|
| | Peliyagoda Market | Kandy Market | Dambulla Market | Meegoda Market | Norochchole Market | Thambuththegama Market | Keppetipola Market | Nuwaraeliya Market | Bandarawela Market | Veyangoda Market |
| Up Country Vegetable | | | | | | | | | | |
| Beans | 250 - 350 | 250 - 280 | 200 - 250 | 270 - 320 | - | 250 - 300 | 200 - 230 | 220 - 260 | - | 280 - 320 |
| Carrot | 100 - 120 | 150 - 180 | 120 - 150 | 180 - 210 | - | 160 - 220 | 120 - 150 | 150 - 160 | - | 170 - 200 |
| Leeks | 200 - 250 | 250 - 280 | 250 - 300 | 280 - 320 | - | 260 - 320 | 240 - 250 | 260 - 270 | - | 280 - 320 |
| Beet root | 280 - 300 | 280 - 300 | 250 - 260 | 320 - 350 | 300 - 350 | 300 - 330 | - | - | - | 300 - 350 |
| Beet root (N Eliya) | 300 - 320 | 280 - 320 | 270 - 300 | - | - | - | 280 - 300 | 280 - 300 | - | - |
| Knolkhol | 250 - 300 | 250 - 300 | 280 - 300 | 290 - 300 | 250 - 300 | 200 - 250 | 300 - 330 | 320 - 340 | - | - |
| Raddish | 140 - 160 | 100 - 130 | 60 - 90 | 120 - 160 | 50 - 60 | 100 - 120 | 80 - 100 | 110 - 120 | - | 100 - 140 |
| Cabbage (N'Eliya) | - | 220 - 230 | - | 290 - 300 | - | - | 150 - 170 | 210 - 220 | - | 240 - 250 |
| Cabbage (Kandy) | 180 - 250 | 180 - 200 | 180 - 220 | 240 - 260 | 150 - 170 | 180 - 250 | - | - | - | 200 - 230 |
| Tomato | 350 - 450 | 300 - 320 | 300 - 350 | 300 - 400 | - | 250 - 300 | 330 - 340 | 250 - 280 | - | 320 - 350 |
| Low country Vegetable | | | | | | | | | | |
| Ladies Fingers | 100 - 150 | 60 - 80 | 70 - 100 | 100 - 140 | 100 - 120 | 60 - 100 | - | - | - | 100 - 160 |
| Brinjals | 250 - 280 | 230 - 280 | 280 - 320 | 280 - 350 | - | 300 - 350 | 200 - 220 | - | - | 350 - 400 |
| Capsicum | 500 - 700 | 600 - 650 | 680 - 750 | 720 - 780 | - | 550 - 650 | 600 - 650 | 660 - 680 | - | 750 - 850 |
| Pumpkin | 100 - 130 | 150 - 160 | 140 - 150 | 140 - 160 | 100 - 130 | 100 - 120 | 100 - 120 | - | - | 120 - 160 |
| Cucumber | 100 - 140 | 120 - 140 | 60 - 80 | 120 - 140 | 90 - 100 | 80 - 100 | 130 - 140 | - | - | 100 - 150 |
| Bitter Gourd | 600 - 650 | 480 - 520 | 450 - 500 | 550 - 650 | - | 600 - 650 | - | - | - | 580 - 680 |
| Snake Gourd | 280 - 300 | 250 - 280 | 250 - 300 | 330 - 370 | - | 250 - 300 | - | - | - | 350 - 400 |
| Drumstick | - | - | - | - | - | - | - | - | - | - |
| Luffa | 250 - 320 | 280 - 300 | 250 - 280 | 320 - 400 | - | 250 - 330 | - | - | - | 350 - 400 |
| Long Beans | 250 - 300 | 250 - 280 | 260 - 300 | 300 - 330 | 250 - 300 | 200 - 300 | - | - | - | 300 - 350 |
| Ash Plantains | 120 - 180 | 130 - 150 | 120 - 150 | 120 - 150 | 140 - 160 | 100 - 130 | - | - | - | 140 - 170 |
| Green Chillies | 650 - 750 | 880 - 900 | 900 - 1000 | 1000 - 1150 | 850 - 900 | 800 - 900 | 900 - 950 | - | - | 1000 - 1100 |
| Lime | 300 - 350 | 280 - 300 | 250 - 280 | 300 - 350 | - | 200 - 250 | - | - | - | 300 - 350 |
| Sweet Potatoe | 100 - 130 | 110 - 130 | 100 - 110 | 110 - 120 | - | 80 - 110 | 110 - 120 | - | - | 100 - 200 |
| Manioc | 80 - 120 | 80 - 90 | 70 - 80 | 100 - 120 | 80 - 120 | 80 - 100 | 80 - 100 | - | - | 100 - 120 |
| Eggplant | 260 - 300 | 300 - 330 | 280 - 330 | 380 - 410 | 220 - 250 | 280 - 350 | - | - | - | 350 - 400 |
| Potato(Imported) | 200 - 270 | 220 - 250 | 220 - 240 | 220 - 250 | - | 230 - 270 | - | - | - | 225 - 255 |
| Potato (Welimada) | - | 290 - 300 | - | - | - | 270 - 300 | 310 - 320 | - | - | - |
| Potato (Nuwaraeliya) | 320 - 330 | 330 - 340 | 320 - 330 | 330 - 350 | - | - | - | 310 - 320 | - | 320 - 340 |
| B'Onion Imported | 180 - 240 | 160 - 220 | 170 - 220 | 175 - 255 | - | 170 - 250 | 200 - 300 | - | - | 190 - 260 |
| Big-onion Local | - | - | - | - | - | - | - | - | - | - |
| Banana | | | | | | | | | | |
| Ambul(Rs/Kg) | 80 - 120 | 80 - 100 | | | | | | | | - |
| Kolikuttu | 180 - 230 | 200 - 220 | | | | | | | | - |
| Seeni | 100 - 140 | 90 - 120 | | | | | | | | - |
| Anamalu (Rs/Fruits) | 25 - 30 | - | | | | | | | | - |
| Papaya (Rs/Kg) | 200 - 280 | 160 - 170 | | | | | | | | - |
| Passion Fruits(Rs/Fruit) | 30 - 35 | | | | | | | | | - |
| Other Fruits (Rs/Fruit) | | | | | | | | | | |
| Pineapple - Large | 430 - 460 | | | | | | | | | - |
| - Medium | 330 - 350 | | | | | | | | | - |
| - Small | 260 - 280 | | | | | | | | | - |
| Mango - Betti | - | | | | | | | | | - |
| - Karathakola | 100 - 150 | | | | | | | | | - |
| Woodapple | 35 - 50 | | | | | | | | | - |
| Avocado | 300 - 430 | | | | | | | | | - |
| Orange | 120 - 160 | | | | | | | | | - |



හෙක්ටර් කොබ්බෑකඩුව ගොවිකටයුතු පර්යේෂණ හා පුහුණු කිරීමේ ආයතනය
Hector Kobbekaduwa Agrarian Research and Training Institute

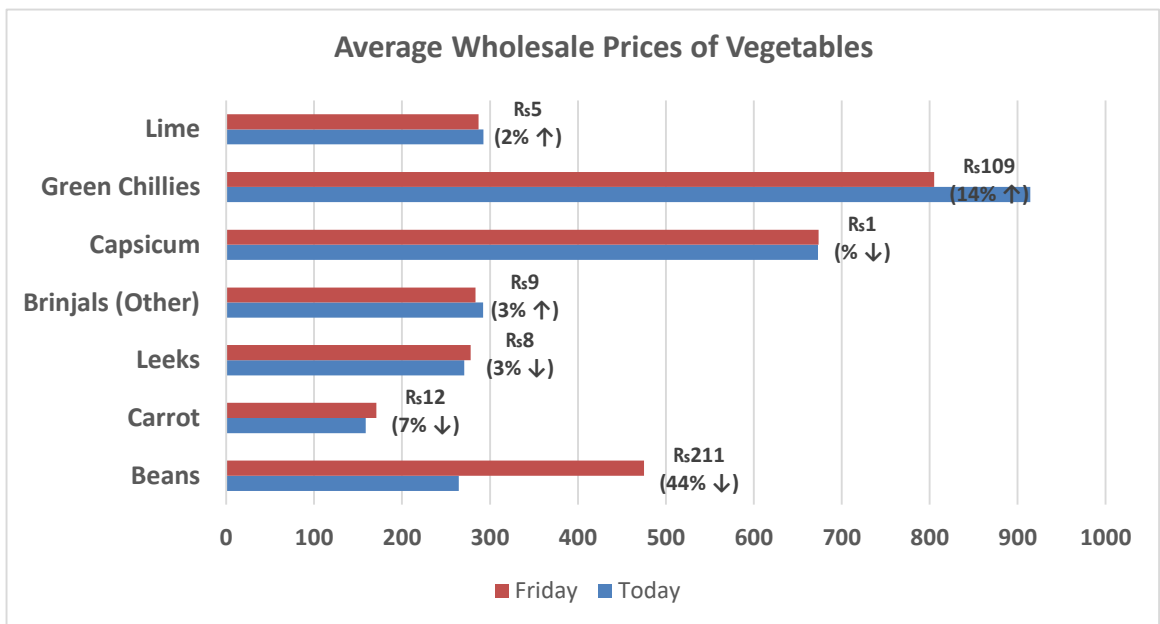
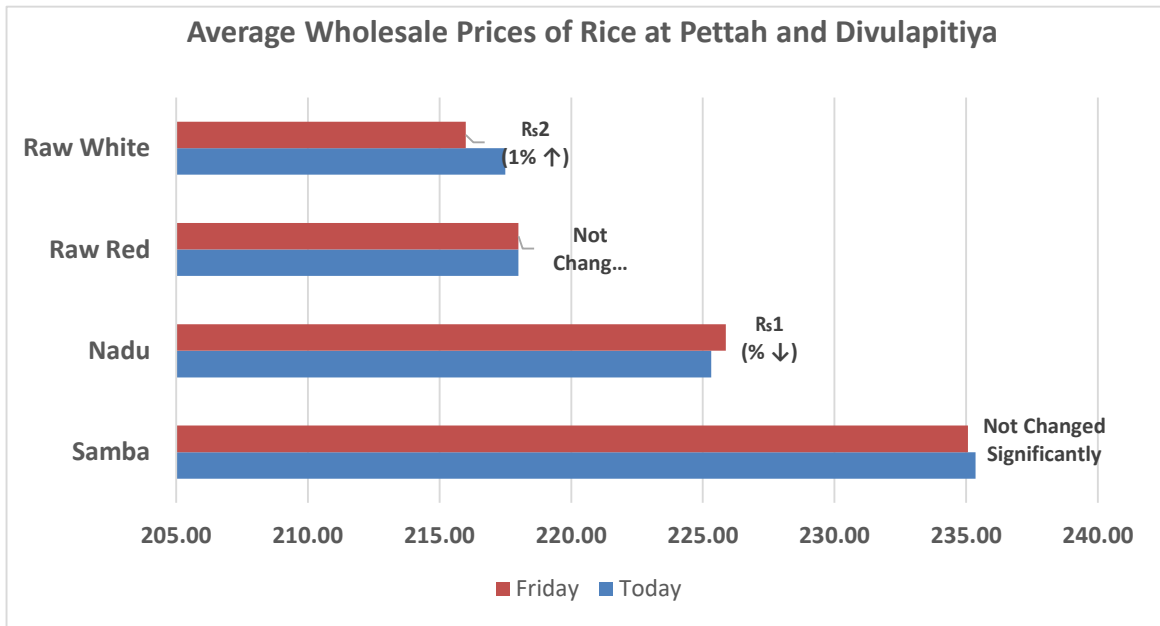
දත්ත කළමනාකරණ අංශය
 තොග මිල ගණන් (කිලෝවකට රුපියල්)
Wholesale Prices (Rs/Kg)

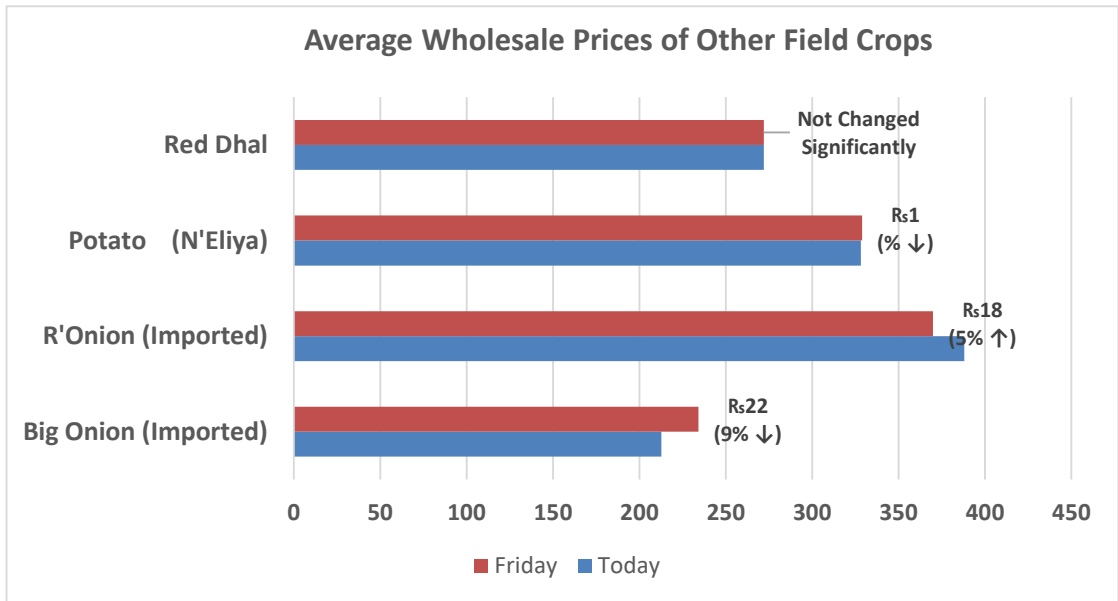


| වර්ගය | 2024.12.16 | 2024.12.16 | 2024.12.16 | 2024.12.15 | 2024.12.16 | 2024.12.16 | 2024.12.16 | 2024.12.16 | 2024.12.16 | 2024.12.15 |
|--------------------------|---------------------|-------------------|-------------------|------------------|-----------------------|----------------------|------------------------|---------------------|----------------------|---------------------|
| | පැලියගොඩ වෙළඳපොළ | මහනුවර වෙළඳපොළ | දඹුල්ල වෙළඳපොළ | මීගොඩ වෙළඳපොළ | නොරොච්චෝලේ වෙළඳපොළ | තඹුත්තේගම වෙළඳපොළ | කැප්පෙට්පොළ වෙළඳපොළ | නුවරඑළිය වෙළඳපොළ | බණ්ඩාරවෙල වෙළඳපොළ | වෙයන්ගොඩ වෙළඳපොළ |
| උඩරට එළවළු | | | | | | | | | | |
| බෝංචි | 250 - 350 | 250 - 280 | 200 - 250 | 270 - 320 | - | 250 - 300 | 200 - 230 | 220 - 260 | - | 280 - 320 |
| කැරට | 100 - 120 | 150 - 180 | 120 - 150 | 180 - 210 | - | 160 - 220 | 120 - 150 | 150 - 160 | - | 170 - 200 |
| ලීක්ස් | 200 - 250 | 250 - 280 | 250 - 300 | 280 - 320 | - | 260 - 320 | 240 - 250 | 260 - 270 | - | 280 - 320 |
| බීටරුව | 280 - 300 | 280 - 300 | 250 - 260 | 320 - 350 | 300 - 350 | 300 - 330 | - | - | - | 300 - 350 |
| බීටරුව (නුවරඑළිය) | 300 - 320 | 280 - 320 | 270 - 300 | - | - | - | 280 - 300 | 280 - 300 | - | - |
| නෝකෝල් | 250 - 300 | 250 - 300 | 280 - 300 | 290 - 300 | 250 - 300 | 200 - 250 | 300 - 330 | 320 - 340 | - | - |
| රාබු | 140 - 160 | 100 - 130 | 60 - 90 | 120 - 160 | 50 - 60 | 100 - 120 | 80 - 100 | 110 - 120 | - | 100 - 140 |
| ගෝවා (නුවරඑළිය) | - | 220 - 230 | - | 290 - 300 | - | - | 150 - 170 | 210 - 220 | - | 240 - 250 |
| ගෝවා (නුවර) | 180 - 250 | 180 - 200 | 180 - 220 | 240 - 260 | 150 - 170 | 180 - 250 | - | - | - | 200 - 230 |
| තක්කාලි | 350 - 450 | 300 - 320 | 300 - 350 | 300 - 400 | - | 250 - 300 | 330 - 340 | 250 - 280 | - | 320 - 350 |
| පහතරට එළවළු | | | | | | | | | | |
| බණ්ඩක්කා | 100 - 150 | 60 - 80 | 70 - 100 | 100 - 140 | 100 - 120 | 60 - 100 | - | - | - | 100 - 160 |
| වමච්චු | 250 - 280 | 230 - 280 | 280 - 320 | 280 - 350 | - | 300 - 350 | 200 - 220 | - | - | 350 - 400 |
| මාළු මිරිස් | 500 - 700 | 600 - 650 | 680 - 750 | 720 - 780 | - | 550 - 650 | 600 - 650 | 660 - 680 | - | 750 - 850 |
| වට්ටක්කා | 100 - 130 | 150 - | 140 - 150 | 140 - 160 | 100 - 130 | 100 - 120 | 100 - 120 | - | - | 120 - 160 |
| පිපිඤ්ඤා | 100 - 140 | 120 - 140 | 60 - 80 | 120 - 140 | 90 - 100 | 80 - 100 | 130 - 140 | - | - | 100 - 150 |
| කරවිල | 600 - 650 | 480 - 520 | 450 - 500 | 550 - 650 | - | 600 - 650 | - | - | - | 580 - 680 |
| පනෝල | 280 - 300 | 250 - 280 | 250 - 300 | 330 - 370 | - | 250 - 300 | - | - | - | 350 - 400 |
| මුරුගා | - | - | - | - | - | - | - | - | - | - |
| වැටකොළ | 250 - 320 | 280 - 300 | 250 - 280 | 320 - 400 | - | 250 - 330 | - | - | - | 350 - 400 |
| මැකරල් | 250 - 300 | 250 - 280 | 260 - 300 | 300 - 330 | 250 - 300 | 200 - 300 | - | - | - | 300 - 350 |
| අළු කෙසෙල් | 120 - 180 | 130 - 150 | 120 - 150 | 120 - 150 | 140 - 160 | 100 - 130 | - | - | - | 140 - 170 |
| අඹු මිරිස් | 650 - 750 | 880 - 900 | 900 - 1000 | 1000 - 1150 | 850 - 900 | 800 - 900 | 900 - 950 | - | - | 1000 - 1100 |
| දෙහි | 300 - 350 | 280 - 300 | 250 - 280 | 300 - 350 | - | 200 - 250 | - | - | - | 300 - 350 |
| බතල | 100 - 130 | 110 - 130 | 100 - 110 | 110 - 120 | - | 80 - 110 | 110 - 120 | - | - | 100 - 200 |
| මඤ්ඤොක්කා | 80 - 120 | 80 - 90 | 70 - 80 | 100 - 120 | 80 - 120 | 80 - 100 | 80 - 100 | - | - | 100 - 120 |
| එළබච්චු | 260 - 300 | 300 - 330 | 280 - 330 | 380 - 410 | 220 - 250 | 280 - 350 | - | - | - | 350 - 400 |
| අර්තාපල් (ආනයනික) | 200 - 270 | 220 - 250 | 220 - 240 | 220 - 250 | - | 230 - 270 | - | - | - | 225 - 255 |
| අර්තාපල් (වැලිමඩ) | - | 290 - 300 | - | - | - | 270 - 300 | 310 - 320 | - | - | - |
| අර්තාපල් (නුවරඑළිය) | 320 - 330 | 330 - 340 | 320 - 330 | 330 - 350 | - | - | - | 310 - 320 | - | 320 - 340 |
| ලොකුඑළුණු (ආනයනික) | 180 - 240 | 160 - 220 | 170 - 220 | 175 - 255 | - | 170 - 250 | 200 - 300 | - | - | 190 - 260 |
| ලොකුඑළුණු දේශීය | - | - | - | - | - | - | - | - | - | - |
| කෙසෙල් | | | | | | | | | | |
| ඇඹුල් (කිලෝවකට) | 80 - 120 | 80 - 100 | | | | | | | | - |
| කෝලිකුටු (කිලෝවකට) | 180 - 230 | 200 - 220 | | | | | | | | - |
| සිනි (කිලෝවකට) | 100 - 140 | 90 - 120 | | | | | | | | - |
| ආනමාළු (එකකට රු.) | 25 - 30 | - | | | | | | | | - |
| ගස්ලබු (කිලෝවකට) | 200 - 280 | 160 - 170 | | | | | | | | - |
| වැල්දොඩම් (එකකට රු.) | 30 - 35 | | | | | | | | | - |
| පළතුරු (එකකට රු.) | | | | | | | | | | |
| අන්තය - ලොකු ප්‍රමාණය | 430 - 460 | | | | | | | | | |
| - මධ්‍යම ප්‍රමාණය | 330 - 350 | | | | | | | | | - |
| - කුඩා ප්‍රමාණය | 260 - 280 | | | | | | | | | - |
| අඹ - බෙට්ටි | - | | | | | | | | | |
| - කර්තකොලොම්බන් | 100 - 150 | | | | | | | | | - |
| දිවුල් | 35 - 50 | | | | | | | | | - |
| අලිපේර | 300 - 430 | | | | | | | | | - |
| දොඩම් | 120 - 160 | | | | | | | | | - |

Note:
 Usually, the price collection for Veyangoda and Meegoda wholesale markets is done the previous day between 6.00 pm and 8.30 pm, and for all other wholesale markets, the price collection is done between 7.00 am and 2.00 pm.

Data Management Division
 Hector Kobbekaduwa Agrarian
 Research and Training Institute
 P.O. Box 1522
 Colombo.






 Data Management Division
 Hectors Kobbekaduwa Agrarian
 Research and Training Institute
 P.O. Box 1522
 Colombo.

