



## Hector Kobbekaduwa Agrarian Research and Training Institute

### Data Management Division

(Wholesale Prices of Rice & Subsidiary Food Crops)



2024.01.18

Item	Pettah				Marandagahamula					
	Range		Average		Change *	Range		Average		Change *
	18-Jan	17-Jan	18-Jan	17-Jan		18-Jan	17-Jan	18-Jan	17-Jan	
<b>Rice (Rs/kg)</b>										
Samba 1	240.00 - 245.00	242.50	241.25	1.25	240.00 - 262.00	251.80	251.80			
Samba 2	235.00 - 238.00	236.50	236.50		228.00 - 230.00	229.20	229.20			
Keeri Samba	340.00 - 350.00	345.00	345.00		315.00 - 333.00	327.00	321.60	5.40		
Nadu 1	210.00 - 215.00	211.00	212.50	-1.50	210.00 - 216.00	213.80	213.80			
Nadu 2	205.00 - 208.00	207.00	206.50	0.50	198.00 - 206.00	202.00	202.00			
Raw red	175.00 - 185.00	181.00	178.00	3.00	180.00 - 186.00	181.20	181.20			
Raw White	200.00 - 210.00	206.00	206.00		186.00 - 196.00	190.80	190.80			
<b>Imported Rice</b>										
Ponne Samba	-				-					
Nadu	-				-					
Raw White	-				-					
Raw red	-				-					
<b>Subsidiary Food Crops</b>										
<b>Dried Chillies (Rs/Kg)</b>										
Imported	900.00 - 1000.00	960.00	980.00	-20.00						
Local										
<b>Onion (Rs/Kg)</b>										
Sinnan	-									
Vedalan	-									
Imported	270.00 - 300.00	282.00	272.00	10.00						
<b>Big Onion</b>										
Imported	250.00 - 340.00	288.00	304.00	-16.00						
Local	-									
<b>Potatoes (Rs/Kg)</b>										
Welimada	-									
Nuwaraeliya	300.00 - 310.00	306.00	314.00	-8.00						
Imported	140.00 - 220.00	188.00	156.00	32.00						
<b>Pulses (Rs/Kg)</b>										
Green Gram	950.00 - 1000.00	980.00	970.00	10.00						
Cowpea	-									
Red Dhal	290.00 - 295.00	293.00	293.00							
<b>Consumption Item(Rs/Kg)</b>										
Sugar(White)	265.00 - 270.00	267.50	267.50							
Wheat Flour	180.00 - 185.00	182.50	185.00	-2.50						
<b>Eggs (Rs/Egg)</b>										
Brown	50.00 - 52.00	51.00	51.00							
White	48.50 - 49.00	48.75	48.75							

Data Management Division  
Hector Kobbekaduwa Agrarian  
Research and Training Institute  
P.O. Box 1522  
Colombo.



# Hector Kobbekaduwa Agrarian Research and Training Institute

## Data Management Division

Wholesale Prices in Selected Markets (Rs/Kg)



Variety	18/1/2024	18/1/2024	18/1/2024	17/1/2024	18/1/2024	18/1/2024	18/1/2024	18/1/2024	18/1/2024	17/1/2024
	Peliyagoda Market	Kandy Market	Dambulla Market	Meegoda Market	Norochcholle Market	hambuththegam Market	Keppetipola Market	Nuwaraeliya Market	Bandarawela Market	Veyangoda Market
<b>Up Country Vegetable</b>										
Beans	550 - 650	750 - 800	600 - 700	900 - 1000	-	600 - 700	800 - 900	760 - 800	-	1000 - 1000
Carrot	1300 - 1500	1850 - 2000	1700 - 2000	1700 - 2100	-	2100 - 2200	1000 - 1400	1750 - 1850	-	1600 - 1800
Leeks	400 - 450	550 - 580	530 - 550	550 - 600	-	570 - 600	450 - 550	460 - 480	-	600 - 650
Beet root	600 - 700	580 - 600	500 - 550	650 - 700	600 - 650	680 - 700	-	-	-	630 - 680
Beet Root(N'Eliya)	-	600 - 620	580 - 600	-	-	-	-	600 - 650	-	720 - 750
Knolkhol	250 - 300	280 - 300	280 - 300	-	-	-	-	360 - 400	-	-
Raddish	150 - 200	130 - 150	100 - 130	170 - 220	80 - 100	80 - 120	80 - 120	160 - 180	-	150 - 200
Cabbage (N'Eliya)	630 - 650	640 - 650	630 - 650	770 - 800	-	645 - 650	400 - 600	620 - 640	-	670 - 680
Cabbage (Kandy)	600 - 620	580 - 600	600 - 620	680 - 700	550 - 600	630 - 640	-	-	-	-
Tomato	250 - 300	250 - 270	330 - 380	300 - 350	-	250 - 300	250 - 300	230 - 250	-	270 - 320
<b>Low country Vegetable</b>										
Ladies Fingers	350 - 400	360 - 380	230 - 250	350 - 380	320 - 360	300 - 330	-	-	-	350 - 400
Brinjals	500 - 550	550 - 600	480 - 550	500 - 550	-	400 - 450	-	-	-	580 - 650
Capsicum	600 - 700	680 - 720	800 - 850	800 - 880	600 - 800	800 - 850	800 - 900	800 - 850	-	950 - 1000
Pumpkin	130 - 150	120 - 140	100 - 130	120 - 140	100 - 150	90 - 120	120 - 130	-	-	120 - 140
Cucumber	70 - 80	60 - 90	70 - 90	80 - 100	50 - 80	60 - 70	100 - 120	-	-	80 - 100
Bitter Gourd	350 - 400	300 - 350	380 - 400	470 - 520	-	340 - 380	-	-	-	440 - 480
Snake Gourd	250 - 300	240 - 250	240 - 260	280 - 300	180 - 220	180 - 200	-	-	-	260 - 300
Drumstick	-	-	-	-	-	-	-	-	-	-
Luffa	300 - 350	300 - 350	370 - 400	400 - 450	-	300 - 350	-	-	-	380 - 400
Long Beans	300 - 350	300 - 350	280 - 350	340 - 380	280 - 300	300 - 320	-	-	-	340 - 380
Ash Plantains	200 - 280	280 - 320	260 - 280	290 - 320	-	220 - 250	-	-	-	280 - 320
Green Chillies	1000 - 1100	750 - 800	800 - 850	880 - 1000	700 - 800	800 - 900	800 - 900	-	-	900 - 1100
Lime	150 - 180	120 - 150	100 - 120	180 - 200	120 - 130	100 - 120	-	-	-	160 - 180
Sweet Potatoe	120 - 150	170 - 200	150 - 170	160 - 180	-	160 - 180	150 - 160	-	-	160 - 170
Manioc	100 - 120	90 - 100	80 - 90	110 - 120	120 - 130	80 - 100	130 - 150	-	-	120 - 120
Eggplant	350 - 400	380 - 400	400 - 450	450 - 490	320 - 350	-	-	-	-	420 - 450
Potato(Imported)	140 - 220	150 - 160	140 - 150	140 - 150	-	140 - 155	-	-	-	143 - 145
Potato (Welimada)	-	-	-	-	-	-	250 - 300	-	-	-
Potato (Nuwaraeliya)	300 - 310	340 - 350	340 - 350	330 - 360	-	340 - 350	-	310 - 320	-	330 - 330
B'Onion Imported	250 - 340	360 - 380	350 - 360	355 - 365	-	350 - 390	380 - 400	-	-	340 - 360
Big-onion Local	-	-	-	-	-	-	-	-	-	-
<b>Banana</b>										
Ambul(Rs/Kg)	80 - 140	110 - 140	-	-	-	-	-	-	-	150 - 180
Kolikuttu	250 - 300	340 - 350	-	-	-	-	-	-	-	300 - 330
Seeni	100 - 120	100 - 130	-	-	-	-	-	-	-	135 - 160
Anamalu (Rs/Fruits)	25 - 30	-	-	-	-	-	-	-	-	16 - 16
Papaya (Rs/Kg)	90 - 160	150 - 180	-	-	-	-	-	-	-	180 - 180
Passion Fruits(Rs/Fruit)	100 - 120	-	-	-	-	-	-	-	-	82 - 85
<b>Other Fruits (Rs/Fruit)</b>										
Pineapple - Large	700 - 720	-	-	-	-	-	-	-	-	-
- Medium	540 - 550	-	-	-	-	-	-	-	-	450 - 500
- Small	440 - 450	-	-	-	-	-	-	-	-	-
Mango - Betti	-	-	-	-	-	-	-	-	-	-
- Karathakola	80 - 120	-	-	-	-	-	-	-	-	-
Woodapple	35 - 44	-	-	-	-	-	-	-	-	35 - 48
Avocado	140 - 160	-	-	-	-	-	-	-	-	-
Orange	70 - 80	-	-	-	-	-	-	-	-	-

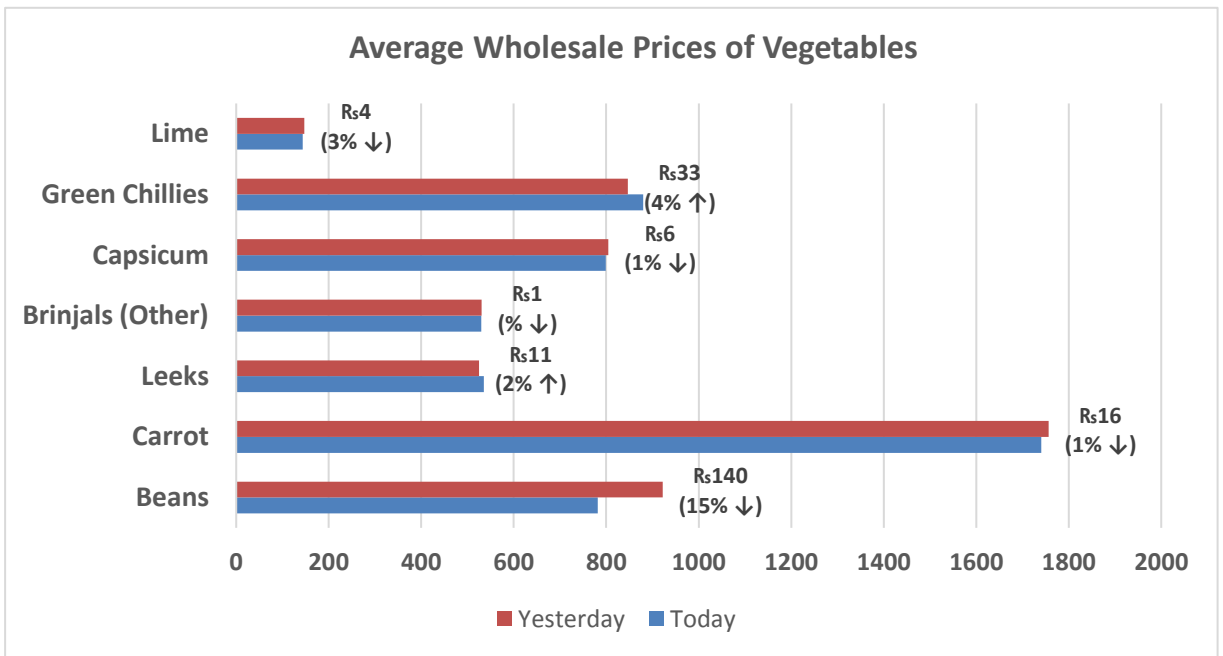
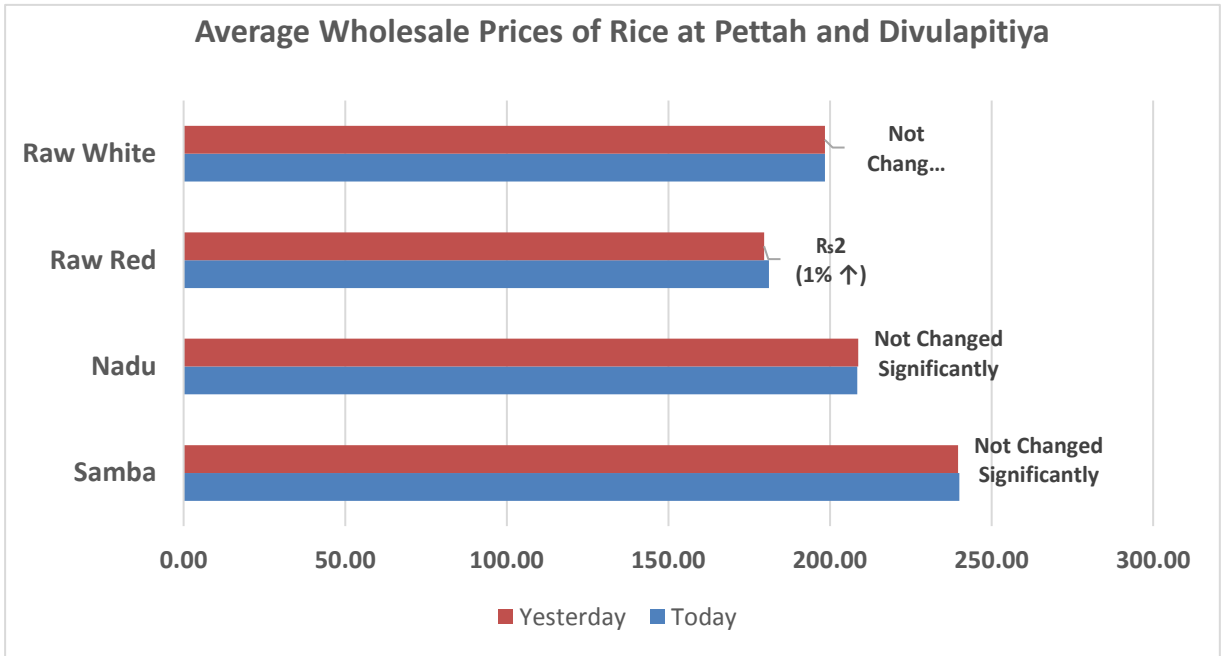


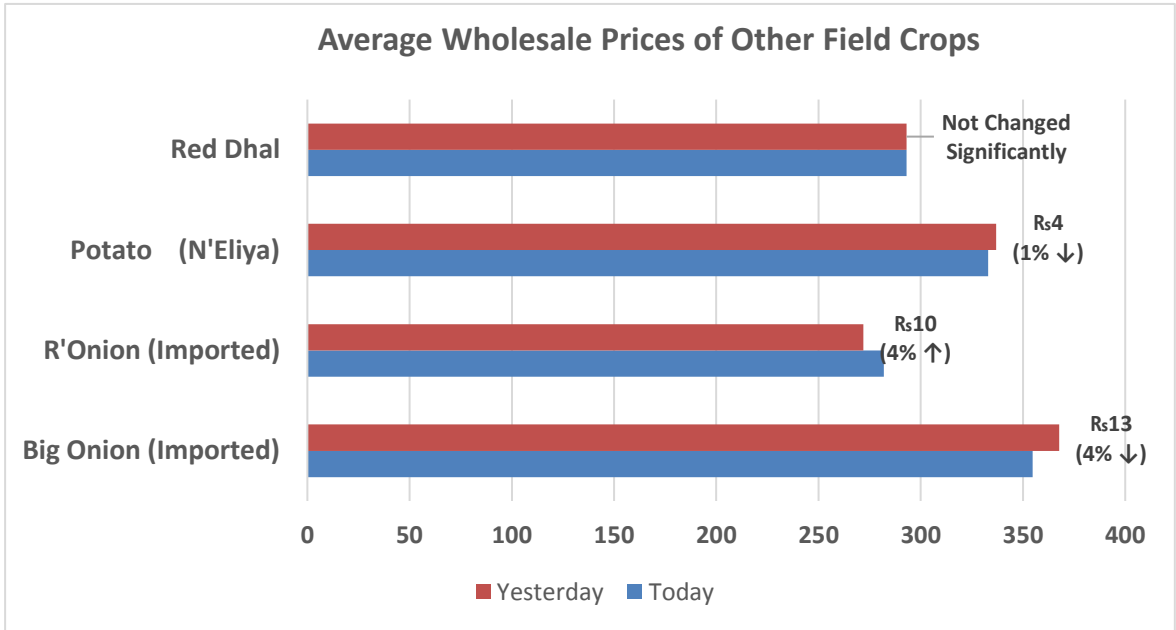
හෙක්ටර් කොබ්බෑකඩුව ගොවිකටයුතු පර්යේෂණ හා පුහුණු කිරීමේ ආයතනය  
**Hector Kobbekaduwa Agrarian Research and Training Institute**  
 දත්ත කළමනාකරණ අංශය  
 තොග මිල ගණන් (කිලෝවකට රුපියල්)




වර්ගය	18/1/2024	18/1/2024	18/1/2024	17/1/2024	18/1/2024	18/1/2024	18/1/2024	18/1/2024	18/1/2024	18/1/2024	17/1/2024
	පැලියගොඩ වෙළඳපොළ	මහනුවර වෙළඳපොළ	දඹුල්ල වෙළඳපොළ	මීගොඩ වෙළඳපොළ	නොරොටුවෝලේ වෙළඳපොළ	තඹුන්තේගම වෙළඳපොළ	කැප්පෙට්පොළ වෙළඳපොළ	නුවරඑළිය වෙළඳපොළ	බණ්ඩාරවෙල වෙළඳපොළ	වෙයන්තොඩ වෙළඳපොළ	
උඩරට එළවළු											
බෝංචි	550 - 650	750 - 800	600 - 700	900 - 1000	-	600 - 700	800 - 900	760 - 800	-	1000 - 1000	
කැරට	1300 - 1500	1850 - 2000	1700 - 2000	1700 - 2100	-	2100 - 2200	1000 - 1400	1750 - 1850	-	1600 - 1800	
ලීක්ස්	400 - 450	550 - 580	530 - 550	550 - 600	-	570 - 600	450 - 550	460 - 480	-	600 - 650	
බීටරුට	600 - 700	580 - 600	500 - 550	650 - 700	600 - 650	680 - 700	-	-	-	630 - 680	
බීටරුට (නුවරඑළිය)	-	600 - 620	580 - 600	-	-	-	-	600 - 650	-	720 - 750	
නෝකෝල්	250 - 300	280 - 300	280 - 300	-	-	-	-	360 - 400	-	-	
රාබු	150 - 200	130 - 150	100 - 130	170 - 220	80 - 100	80 - 120	80 - 120	160 - 180	-	150 - 200	
ගෝවා (නුවරඑළිය)	630 - 650	640 - 650	630 - 650	770 - 800	-	645 - 650	400 - 600	620 - 640	-	670 - 680	
ගෝවා (නුවර)	600 - 620	580 - 600	600 - 620	680 - 700	550 - 600	630 - 640	-	-	-	-	
තක්කාලි	250 - 300	250 - 270	330 - 380	300 - 350	-	250 - 300	250 - 300	230 - 250	-	270 - 320	
පහනරට එළවළු											
බණ්ඩක්කා	350 - 400	360 - 380	230 - 250	350 - 380	320 - 360	300 - 330	-	-	-	350 - 400	
වමබටු	500 - 550	550 - 600	480 - 550	500 - 550	-	400 - 450	-	-	-	580 - 650	
මාළු මිරිස්	600 - 700	680 - 720	800 - 850	800 - 880	600 - 800	800 - 850	800 - 900	800 - 850	-	950 - 1000	
වටටක්කා	130 - 150	120 - 140	100 - 130	120 - 140	100 - 150	90 - 120	120 - 130	-	-	120 - 140	
පිපිඤ්ඤා	70 - 80	60 - 90	70 - 90	80 - 100	50 - 80	60 - 70	100 - 120	-	-	80 - 100	
කරවිල	350 - 400	300 - 350	380 - 400	470 - 520	-	340 - 380	-	-	-	440 - 480	
පනෝල	250 - 300	240 - 250	240 - 260	280 - 300	180 - 220	180 - 200	-	-	-	260 - 300	
මුරුංගා	-	-	-	-	-	-	-	-	-	-	
වැටකොළ	300 - 350	300 - 350	370 - 400	400 - 450	-	300 - 350	-	-	-	380 - 400	
මැකරල්	300 - 350	300 - 350	280 - 350	340 - 380	280 - 300	300 - 320	-	-	-	340 - 380	
අළු කෙසෙල්	200 - 280	280 - 320	260 - 280	290 - 320	-	220 - 250	-	-	-	280 - 320	
අමු මිරිස්	1000 - 1100	750 - 800	800 - 850	880 - 1000	700 - 800	800 - 900	800 - 900	-	-	900 - 1100	
දෙහි	150 - 180	120 - 150	100 - 120	180 - 200	120 - 130	100 - 120	-	-	-	160 - 180	
බතල	120 - 150	170 - 200	150 - 170	160 - 180	-	160 - 180	150 - 160	-	-	160 - 170	
මඤ්ඤොක්කා	100 - 120	90 - 100	80 - 90	110 - 120	120 - 130	80 - 100	130 - 150	-	-	120 - 120	
එළබටු	350 - 400	380 - 400	400 - 450	450 - 490	320 - 350	-	-	-	-	420 - 450	
අර්තාපල් (ආනයනික)	140 - 220	150 - 160	140 - 150	140 - 150	-	140 - 155	-	-	-	143 - 145	
අර්තාපල් (වැලිමඩ)	-	-	-	-	-	-	250 - 300	-	-	-	
අර්තාපල් (නුවරඑළිය)	300 - 310	340 - 350	340 - 350	330 - 360	-	340 - 350	-	310 - 320	-	330 - 330	
ලොකුඑළුණ (ආනයනික)	250 - 340	360 - 380	350 - 360	355 - 365	-	350 - 390	380 - 400	-	-	340 - 360	
ලොකුඑළුණ දේශීය	-	-	-	-	-	-	-	-	-	-	
කෙසෙල්											
ඇඹුල් (කිලෝවකට)	80 - 140	110 - 140	-	-	-	-	-	-	-	150 - 180	
කෝලිකුටු (කිලෝවකට)	250 - 300	340 - 350	-	-	-	-	-	-	-	300 - 330	
සීනි (කිලෝවකට)	100 - 120	100 - 130	-	-	-	-	-	-	-	135 - 160	
ආනමාළු (එකකට රු.)	25 - 30	-	-	-	-	-	-	-	-	16 - 16	
ගස්ලබු (කිලෝවකට)	90 - 160	150 - 180	-	-	-	-	-	-	-	180 - 180	
වැල්දොඩම් (එකකට රු.)	100 - 120	-	-	-	-	-	-	-	-	82 - 85	
පළතුරු (එකකට රු.)											
අන්තාය - ලොකු ප්‍රමාණය	700 - 720	-	-	-	-	-	-	-	-	-	
- මධ්‍යම ප්‍රමාණය	540 - 550	-	-	-	-	-	-	-	-	450 - 500	
- කුඩා ප්‍රමාණය	440 - 450	-	-	-	-	-	-	-	-	-	
අඹ - බෙට්ටි	-	-	-	-	-	-	-	-	-	-	
- කර්තකොලොමබන්	80 - 120	-	-	-	-	-	-	-	-	-	
දිවුල්	35 - 44	-	-	-	-	-	-	-	-	35 - 48	
අලිපේර	140 - 160	-	-	-	-	-	-	-	-	-	
දොඩම්	70 - 80	-	-	-	-	-	-	-	-	-	

Data Management Division  
 Hector Kobbekaduwa Agrarian  
 Research and Training Institute  
 P.O. Box 1522  
 Colombo.





**Note:**  
 Usually, the price collection for Veyangoda and Meegoda wholesale markets is done the previous day between 6.00 pm and 8.30 pm, and for all other wholesale markets, the price collection is done between 7.00 am and 2.00 pm.

  
 Data Management Division  
 Hecor, Kolibekkaduwa Agrarian  
 Research and Training Institute  
 P.O. Box 1522  
 Colombo.

