




**Hector Kobbekaduwa Agrarian Research and Training Institute**  
**Data Management Division**  
(Wholesale Prices of Rice & Subsidiary Food Crops)



2024.11.12

Item	Pettah				Marandaghamula			
	Range	Average		Change *	Range	Average		Change *
	2024.11.12	2024.11.12	2024.11.11		2024.11.12	2024.11.12	2024.11.11	
<b>Rice (Rs/kg)</b>								
Samba 1	225.00 - 230.00	227.50	228.00	-0.50	229.00 - 234.00	231.00	231.00	
Samba 2	218.00 - 220.00	219.33	219.33	0.00	222.00 - 224.00	223.20	223.00	0.20
Keeri Samba	240.00 - 260.00	250.00	250.00		246.00 - 250.00	247.20	247.80	-0.60
Nadu 1	225.00 - 230.00	227.50	227.00	0.50	223.00 - 230.00	226.80	226.20	0.60
Nadu 2	218.00 - 220.00	219.33	212.67	6.66	221.00 - 222.00	221.60	221.80	-0.20
Raw red	215.00 - 220.00	217.50	217.50		210.00 - 219.00	213.20	213.40	-0.20
Raw White	218.00 - 225.00	220.75	222.50	-1.75	212.00 - 220.00	214.80	215.60	-0.80
<b>Imported Rice</b>								
Ponne Samba	275.00 - 280.00	276.67	276.67	0.00	-			
Nadu	-				-			
Raw White	-				-			
Raw red								
<b>Subsidiary Food Crops</b>								
<b>Dried Chillies (Rs/Kg)</b>								
Imported	650.00 - 700.00	670.00	670.00					
Local								
<b>Onion (Rs/Kg)</b>								
Sinnan	200.00 - 250.00	220.00	240.00	-20.00				
Vedalan	280.00 - 300.00	288.00	350.00	-62.00				
Imported	350.00 - 370.00	358.00	382.00	-24.00				
<b>Big Onion</b>								
Imported	220.00 - 320.00	260.00	260.00					
Local	300.00 - 320.00	308.00	318.00	-10.00				
<b>Potatoes (Rs/Kg)</b>								
Welimada	230.00 - 240.00	234.00	254.00	-20.00				
Nuwaraeliya	250.00 - 260.00	254.00	275.00	-21.00				
Imported	130.00 - 150.00	140.00	157.50	-17.50				
<b>Pulses (Rs/Kg)</b>								
Green Gram	550.00 - 600.00	575.00	575.00					
Cowpea	550.00 - 650.00	590.00	630.00	-40.00				
Red Dhal	270.00 - 275.00	272.00	277.00	-5.00				
<b>Consumption Item(Rs/Kg)</b>								
Sugar(White)	232.00 - 235.00	233.50	234.00	-0.50				
Wheat Flour	145.00 - 155.00	150.00	150.00					
<b>Eggs (Rs/Egg)</b>								
Brown	35.00 - 37.00	36.00	36.00					
White	33.00 - 34.00	33.50	33.50					

  
Data Management Division  
Hector Kobbekaduwa Agrarian  
Research and Training Institute  
P.O. Box 1522  
Colombo.



## Hector Kobbekaduwa Agrarian Research and Training Institute Data Management Division



Variety	12/11/2024	12/11/2024	12/11/2024	11/11/2024	12/11/2024	12/11/2024	12/11/2024	12/11/2024	12/11/2024	11/11/2024
	Peliyagoda Market	Kandy Market	Dambulla Market	Meegoda Market	Norochchole Market	Thambuththegama Market	Keppetipola Market	Nuwaraeliya Market	Bandarawela Market	Veyangoda Market
<b>Up Country Vegetable</b>										
Beans	300 - 450	350 - 380	350 - 400	380 - 430	-	350 - 400	350 - 380	360 - 380	350 - 400	360 - 420
Carrot	100 - 120	100 - 120	80 - 110	110 - 150	-	130 - 160	80 - 100	100 - 110	90 - 110	100 - 140
Leeks	120 - 180	140 - 150	140 - 150	130 - 160	-	160 - 180	120 - 130	110 - 120	120 - 130	120 - 170
Beet root	100 - 120	90 - 110	80 - 90	80 - 120	70 - 80	100 - 120	-	-	-	100 - 130
Beet root (N Eliya)	120 - 150	130 - 140	110 - 130	-	-	-	120 - 140	90 - 100	120 - 130	-
Knolkhol	100 - 150	110 - 120	160 - 180	150 - 200	-	120 - 130	150 - 160	140 - 160	110 - 130	150 - 180
Raddish	60 - 90	70 - 80	50 - 60	90 - 120	20 - 30	50 - 70	50 - 60	80 - 90	60 - 70	100 - 120
Cabbage (N'Eliya)	-	90 - 100	-	70 - 120	-	-	50 - 70	70 - 80	60 - 75	120 - 130
Cabbage (Kandy)	60 - 100	50 - 80	70 - 100	-	50 - 60	60 - 100	-	-	-	80 - 100
Tomato	250 - 300	180 - 200	180 - 230	210 - 260	100 - 150	180 - 220	200 - 220	210 - 230	180 - 210	180 - 250
<b>Low country Vegetable</b>										
Ladies Fingers	80 - 100	90 - 100	60 - 80	80 - 110	60 - 80	50 - 70	-	-	120 - 130	80 - 120
Brinjals	180 - 250	170 - 220	150 - 200	200 - 270	-	150 - 220	130 - 150	-	120 - 150	220 - 260
Capsicum	400 - 500	450 - 500	350 - 430	480 - 550	350 - 400	450 - 500	500 - 530	520 - 540	500 - 550	450 - 520
Pumpkin	80 - 120	90 - 110	80 - 100	90 - 110	-	90 - 120	100 - 110	-	110 - 120	100 - 130
Cucumber	100 - 150	130 - 140	90 - 110	100 - 130	40 - 90	80 - 100	90 - 100	-	100 - 120	110 - 140
Bitter Gourd	400 - 450	380 - 400	280 - 350	370 - 420	-	350 - 400	-	-	350 - 380	350 - 400
Snake Gourd	200 - 250	170 - 180	130 - 160	240 - 280	100 - 120	130 - 160	-	-	-	180 - 230
Drumstick	150 - 250	150 - 200	-	-	100 - 150	100 - 180	-	-	-	-
Luffa	200 - 280	200 - 230	180 - 200	130 - 170	100 - 130	160 - 200	-	-	180 - 200	150 - 230
Long Beans	180 - 250	180 - 200	150 - 200	160 - 250	100 - 150	160 - 220	-	-	150 - 180	140 - 200
Ash Plantains	80 - 120	100 - 130	100 - 130	120 - 150	-	90 - 110	-	-	100 - 110	110 - 150
Green Chillies	200 - 300	280 - 300	160 - 200	250 - 320	200 - 210	130 - 280	300 - 320	-	350 - 370	280 - 320
Lime	600 - 700	500 - 550	500 - 600	600 - 680	-	500 - 600	-	-	600 - 650	600 - 700
Sweet Potatoe	80 - 110	70 - 80	40 - 60	60 - 80	-	70 - 80	70 - 80	-	75 - 80	60 - 80
Manioc	80 - 120	80 - 90	50 - 60	90 - 110	70 - 90	70 - 80	70 - 80	-	-	70 - 100
Eggplant	140 - 200	180 - 200	180 - 200	260 - 280	-	140 - 180	-	-	200 - 220	230 - 280
Potato(Imported)	130 - 150	160 - 175	140 - 150	155 - 175	-	155 - 175	-	-	175 - 180	155 - 180
Potato (Nuwaraeliya)	230 - 240	220 - 240	200 - 220	210 - 240	-	200 - 220	210 - 220	-	200 - 210	220 - 240
Potato (Nuwaraeliya)	250 - 260	260 - 270	-	260 - 270	-	-	-	230 - 240	-	-
B'Onion Imported	220 - 320	220 - 340	200 - 300	210 - 315	-	210 - 350	260 - 330	-	230 - 340	310 - 330
Big-onion Local	300 - 320	320 - 350	270 - 310	320 - 340	-	240 - 260	330 - 330	-	-	310 - 330
<b>Banana</b>										
Ambul(Rs/Kg)	70 - 100	90 - 110	-	-	-	-	-	-	-	-
Kolikuttu	180 - 220	210 - 230	-	-	-	-	-	-	-	-
Seeni	100 - 130	70 - 90	-	-	-	-	-	-	-	-
Anamalu (Rs/Fruits)	30 - 35	-	-	-	-	-	-	-	-	-
Papaya (Rs/Kg)	70 - 80	80 - 90	-	-	-	-	-	-	-	-
Passion Fruits(Rs/Fruit)	45 - 55	-	-	-	-	-	-	-	-	-
<b>Other Fruits (Rs/Fruit)</b>										
Pineapple - Large	460 - 480	-	-	-	-	-	-	-	-	-
- Medium	350 - 370	-	-	-	-	-	-	-	-	-
- Small	280 - 300	-	-	-	-	-	-	-	-	-
Mango - Betti	-	-	-	-	-	-	-	-	-	-
- Karathakol	100 - 132	-	-	-	-	-	-	-	-	-
Woodapple	14 - 16	-	-	-	-	-	-	-	-	-
Avocado	160 - 320	-	-	-	-	-	-	-	-	-
Orange	100 - 120	-	-	-	-	-	-	-	-	-




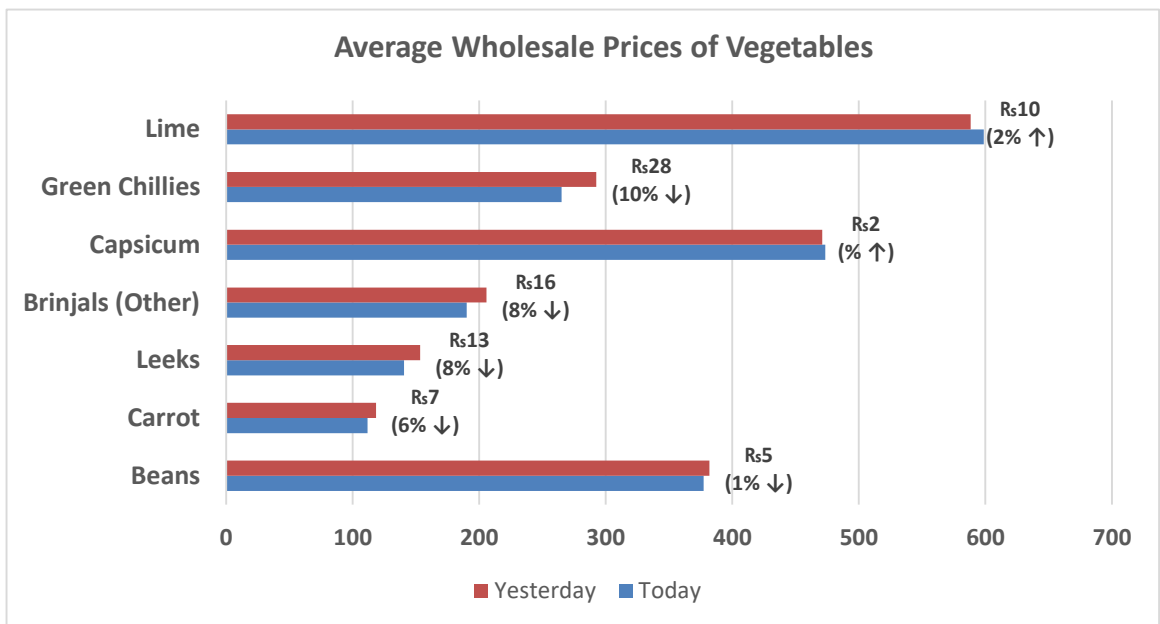
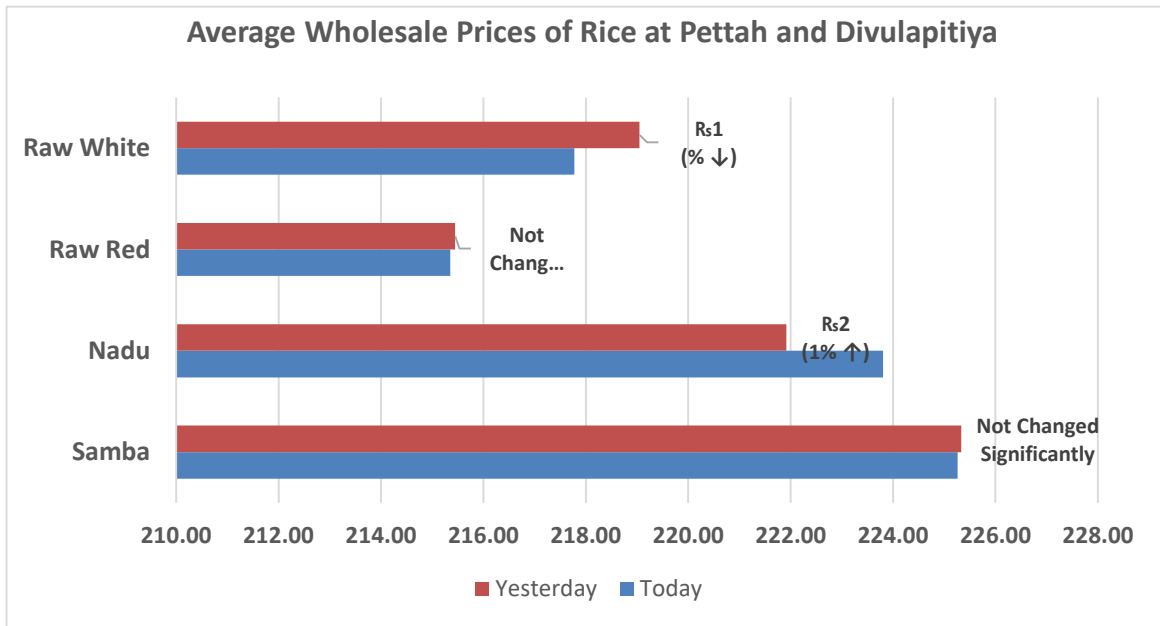
හෙක්ටර් කොබ්බෑකඩුව ගොවිකටයුතු පර්යේෂණ හා පුහුණු කිරීමේ ආයතනය  
**Hector Kobbekaduwa Agrarian Research and Training Institute**  
 දත්ත කළමනාකරණ අංශය  
 තොග මිල ගණන් (කිලෝවකට රුපියල්)  
**Wholesale Prices (Rs/Kg)**

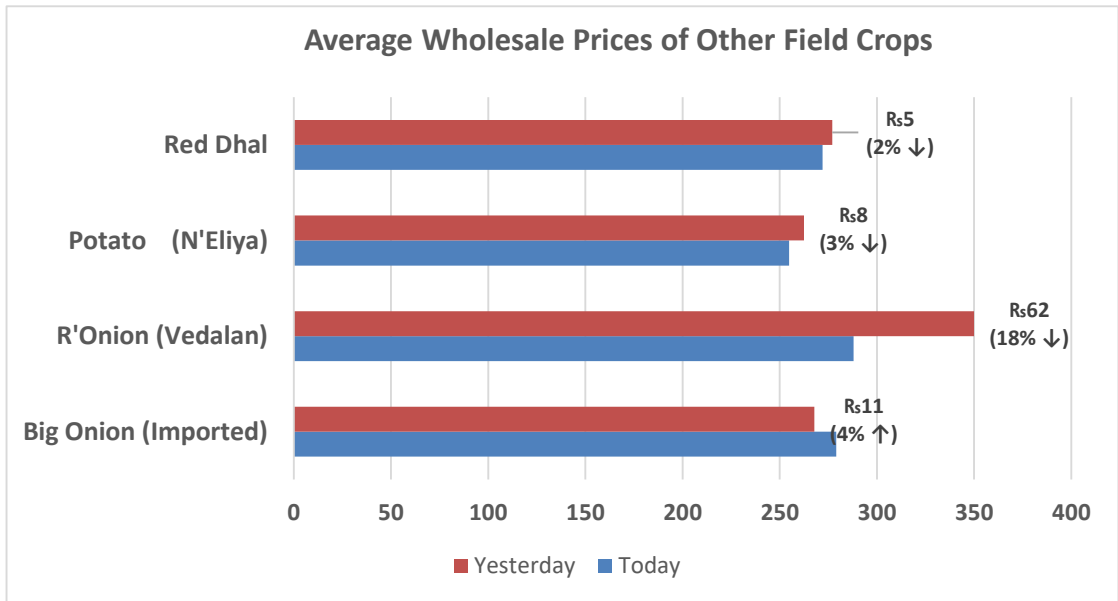


වර්ගය	12/11/2024	12/11/2024	12/11/2024	11/11/2024	12/11/2024	12/11/2024	12/11/2024	12/11/2024	12/11/2024	11/11/2024
	පැලියගොඩ වෙළඳපොළ	මහනුවර වෙළඳපොළ	දඹුල්ල වෙළඳපොළ	මීගොඩ වෙළඳපොළ	නොරොච්චෝලේ වෙළඳපොළ	තඹුන්නේගම වෙළඳපොළ	කැප්පෙට්පොළ වෙළඳපොළ	නුවරඑළිය වෙළඳපොළ	බණ්ඩාරවෙල වෙළඳපොළ	වෙයන්ගොඩ වෙළඳපොළ
<b>උඩරට එළවළු</b>										
බෝංචි	300 - 450	350 - 380	350 - 400	380 - 430	-	350 - 400	350 - 380	360 - 380	350 - 400	360 - 420
කැරට	100 - 120	100 - 120	80 - 110	110 - 150	-	130 - 160	80 - 100	100 - 110	90 - 110	100 - 140
ලීක්ස්	120 - 180	140 - 150	140 - 150	130 - 160	-	160 - 180	120 - 130	110 - 120	120 - 130	120 - 170
බීටරුව	100 - 120	90 - 110	80 - 90	80 - 120	70 - 80	100 - 120	-	-	-	100 - 130
බීටරුව (නුවරඑළිය)	120 - 150	130 - 140	110 - 130	-	-	-	120 - 140	90 - 100	120 - 130	-
නෝකෝල්	100 - 150	110 - 120	160 - 180	150 - 200	-	120 - 130	150 - 160	140 - 160	110 - 130	150 - 180
රාබු	60 - 90	70 - 80	50 - 60	90 - 120	20 - 30	50 - 70	50 - 60	80 - 90	60 - 70	100 - 120
ගෝවා (නුවරඑළිය)	-	90 - 100	-	70 - 120	-	-	50 - 70	70 - 80	60 - 75	120 - 130
ගෝවා (නුවර)	60 - 100	50 - 80	70 - 100	-	50 - 60	60 - 100	-	-	-	80 - 100
තක්කාලි	250 - 300	180 - 200	180 - 230	210 - 260	100 - 150	180 - 220	200 - 220	210 - 230	180 - 210	180 - 250
<b>පහතරට එළවළු</b>										
බණ්ඩක්කා	80 - 100	90 - 100	60 - 80	80 - 110	60 - 80	50 - 70	-	-	120 - 130	80 - 120
වමච්චු	180 - 250	170 - 220	150 - 200	200 - 270	-	150 - 220	130 - 150	-	120 - 150	220 - 260
මාළු මිරිස්	400 - 500	450 - 500	350 - 430	480 - 550	350 - 400	450 - 500	500 - 530	520 - 540	500 - 550	450 - 520
වට්ටක්කා	80 - 120	90 - 110	80 - 100	90 - 110	-	90 - 120	100 - 110	-	110 - 120	100 - 130
පිපිඤ්ඤා	100 - 150	130 - 140	90 - 110	100 - 130	40 - 90	80 - 100	90 - 100	-	100 - 120	110 - 140
කරවිල	400 - 450	380 - 400	280 - 350	370 - 420	-	350 - 400	-	-	350 - 380	350 - 400
පනෝල	200 - 250	170 - 180	130 - 160	240 - 280	100 - 120	130 - 160	-	-	-	180 - 230
මුරුගා	150 - 250	150 - 200	-	-	100 - 150	100 - 180	-	-	-	-
වැටකොළ	200 - 280	200 - 230	180 - 200	130 - 170	100 - 130	160 - 200	-	-	180 - 200	150 - 230
මෑකරල්	180 - 250	180 - 200	150 - 200	160 - 250	100 - 150	160 - 220	-	-	150 - 180	140 - 200
අළු කෙසෙල්	80 - 120	100 - 130	100 - 130	120 - 150	-	90 - 110	-	-	100 - 110	110 - 150
අඹු මිරිස්	200 - 300	280 - 300	160 - 200	250 - 320	200 - 210	130 - 280	300 - 320	-	350 - 370	280 - 320
දෙහි	600 - 700	500 - 550	500 - 600	600 - 680	-	500 - 600	-	-	600 - 650	600 - 700
බතල	80 - 110	70 - 80	40 - 60	60 - 80	-	70 - 80	70 - 80	-	75 - 80	60 - 80
මඤ්ඤොක්කා	80 - 120	80 - 90	50 - 60	90 - 110	70 - 90	70 - 80	70 - 80	-	-	70 - 100
එළබඩු	140 - 200	180 - 200	180 - 200	260 - 280	-	140 - 180	-	-	200 - 220	230 - 280
අර්තාපල් (ආනයනික)	130 - 150	160 - 175	140 - 150	155 - 175	-	155 - 175	-	-	175 - 180	155 - 180
අර්තාපල් (වැලිමඩ)	230 - 240	220 - 240	200 - 220	210 - 240	-	200 - 220	210 - 220	-	200 - 210	220 - 240
අර්තාපල් (නුවරඑළිය)	250 - 260	260 - 270	-	260 - 270	-	-	-	230 - 240	-	-
ලොකුඑළුණු (ආනයනික)	220 - 320	220 - 340	200 - 300	210 - 315	-	210 - 350	260 - 330	-	230 - 340	310 - 330
ලොකුඑළුණු දේශීය	300 - 320	320 - 350	270 - 310	320 - 340	-	240 - 260	330 - 330	-	-	310 - 330
<b>කෙසෙල්</b>										
ඇඹුල් (කිලෝවකට)	70 - 100	90 - 110	-	-	-	-	-	-	-	-
කෝලිකුටු (කිලෝවකට)	180 - 220	210 - 230	-	-	-	-	-	-	-	-
සිනි (කිලෝවකට)	100 - 130	70 - 90	-	-	-	-	-	-	-	-
ආනමාළු (එකකට රු.)	30 - 35	-	-	-	-	-	-	-	-	-
ගස්ලබු (කිලෝවකට)	70 - 80	80 - 90	-	-	-	-	-	-	-	-
වැල්දොඩම් (එකකට රු.)	45 - 55	-	-	-	-	-	-	-	-	-
<b>පළතුරු (එකකට රු.)</b>										
අන්තය - ලොකු ප්‍රමාණය	460 - 480	-	-	-	-	-	-	-	-	-
- මධ්‍යම ප්‍රමාණය	350 - 370	-	-	-	-	-	-	-	-	-
- කුඩා ප්‍රමාණය	280 - 300	-	-	-	-	-	-	-	-	-
අඹ - බෙට්ටි	-	-	-	-	-	-	-	-	-	-
- කර්තකොලොම්බන්	100 - 132	-	-	-	-	-	-	-	-	-
දිවුල්	14 - 16	-	-	-	-	-	-	-	-	-
අලිපේර	160 - 320	-	-	-	-	-	-	-	-	-
දොඩම්	100 - 120	-	-	-	-	-	-	-	-	-

**Note:**  
 Usually, the price collection for Veyangoda and Meegoda wholesale markets is done the previous day between 6.00 pm and 8.30 pm, and for all other wholesale markets, the price collection is done between 7.00 am and 2.00 pm.

  
 Data Management Division  
 Hector Kobbekaduwa Agrarian  
 Research and Training Institute  
 P.O. Box 1522  
 Colombo.





  
 Data Management Division  
 Hectors Kobbekaduwa Agrarian  
 Research and Training Institute  
 P.O. Box 1522  
 Colombo.













