



**Hector Kobbekaduwa Agrarian Research and Training Institute**  
**Data Management Division**  
(Wholesale Prices of Rice & Subsidiary Food Crops)



2024.09.12

Item	Pettah				Marandagamula			
	Range	Average		Change *	Range	Average		Change *
	2024.09.12	2024.09.12	2024.09.11		2024.09.12	2024.09.12	2024.09.11	
<b>Rice (Rs/kg)</b>								
Samba 1	230.00 - 235.00	232.00	233.00	-1.00	228.00 - 232.00	230.00	225.80	4.20
Samba 2	220.00 - 225.00	223.75	223.33	0.42	215.00 - 218.00	216.20	215.60	0.60
Keeri Samba	240.00 - 300.00	270.00	270.00		250.00 - 250.00	250.00	250.00	
Nadu 1	220.00 - 225.00	222.00	222.00		218.00 - 222.00	219.60	217.20	2.40
Nadu 2	215.00 - 218.00	216.00	216.00		214.00 - 216.00	215.20	211.00	4.20
Raw red	205.00 - 210.00	207.00	207.00		205.00 - 210.00	207.00	207.20	-0.20
Raw White	210.00 - 215.00	212.00	212.00		206.00 - 210.00	208.00	208.00	
<b>Imported Rice</b>								
Ponne Samba	270.00 - 275.00	272.50	275.00	-2.50	-			
Nadu	-				-			
Raw White	-				-			
Raw red								
<b>Subsidiary Food Crops</b>								
<b>Dried Chillies (Rs/Kg)</b>								
Imported	650.00 - 750.00	710.00	710.00					
Local								
<b>Onion (Rs/Kg)</b>								
Sinnan	150.00 - 200.00	175.00	175.00					
Vedalan	260.00 - 330.00	288.00	302.00	-14.00				
Imported	-							
<b>Big Onion</b>								
Imported	170.00 - 260.00	206.00	205.00	1.00				
Local	260.00 - 280.00	268.00	264.00	4.00				
<b>Potatoes (Rs/Kg)</b>								
Welimada	230.00 - 240.00	236.00	236.00					
Nuwaraeliya	280.00 - 300.00	288.00	272.00	16.00				
Imported	140.00 - 175.00	161.00	163.00	-2.00				
<b>Pulses (Rs/Kg)</b>								
Green Gram	750.00 - 800.00	770.00	770.00					
Cowpea	700.00 - 800.00	760.00	780.00	-20.00				
Red Dhal	265.00 - 270.00	268.00	262.00	6.00				
<b>Consumption Item(Rs/Kg)</b>								
Sugar(White)	235.00 - 240.00	237.50	236.50	1.00				
Wheat Flour	140.00 - 150.00	145.00	147.50	-2.50				
<b>Eggs (Rs/Egg)</b>								
Brown	41.00 - 43.00	42.00	42.00					
White	39.00 - 40.00	39.50	39.50					

Data Management Division  
Hector Kobbekaduwa Agrarian  
Research and Training Institute  
P.O. Box 1522  
Colombo.



## Hector Kobbekaduwa Agrarian Research and Training Institute Data Management Division



Variety	12/9/2024	12/9/2024	12/9/2024	11/9/2024	12/9/2024	12/9/2024	12/9/2024	12/9/2024	12/9/2024	11/9/2024
	Peliyagoda Market	Kandy Market	Dambulla Market	Meegoda Market	Norochcholle Market	Thambuththegama Market	Keppetipola Market	Nuwaraeliya Market	Bandarawela Market	Veyangoda Market
<b>Up Country Vegetable</b>										
Beans	120 - 160	140 - 160	150 - 220	150 - 180	-	170 - 200	140 - 150	140 - 160	120 - 140	180 - 220
Carrot	120 - 180	130 - 150	120 - 150	150 - 200	-	160 - 200	120 - 150	140 - 150	130 - 160	150 - 180
Leeks	160 - 200	180 - 200	180 - 220	170 - 230	-	200 - 230	180 - 200	190 - 200	170 - 200	200 - 230
Beet root	80 - 100	60 - 70	45 - 60	70 - 90	30 - 50	50 - 60	-	-	-	60 - 100
Beet root (N Eliya)	-	100 - 110	70 - 80	-	-	-	80 - 100	60 - 80	75 - 85	-
Knolkhol	80 - 120	70 - 80	80 - 100	110 - 140	-	-	80 - 100	90 - 100	80 - 100	100 - 140
Raddish	60 - 80	40 - 50	40 - 60	70 - 100	50 - 60	80 - 90	30 - 40	40 - 50	40 - 50	80 - 100
Cabbage (N'Eliya)	-	160 - 170	-	140 - 220	-	190 - 200	120 - 130	170 - 180	100 - 130	200 - 220
Cabbage (Kandy)	120 - 180	120 - 140	150 - 200	-	180 - 200	180 - 185	-	-	-	170 - 190
Tomato	150 - 180	150 - 170	90 - 120	140 - 180	-	80 - 100	120 - 150	130 - 160	110 - 140	110 - 150
<b>Low country Vegetable</b>										
Ladies Fingers	60 - 100	50 - 60	40 - 50	70 - 110	50 - 70	30 - 40	-	-	60 - 70	60 - 100
Brinjals	220 - 300	180 - 220	160 - 230	220 - 330	160 - 220	220 - 280	200 - 220	-	200 - 220	220 - 300
Capsicum	350 - 450	350 - 380	300 - 380	400 - 440	280 - 350	200 - 350	500 - 550	560 - 580	350 - 400	350 - 450
Pumpkin	50 - 70	50 - 60	35 - 45	55 - 65	-	40 - 50	50 - 60	-	50 - 60	60 - 80
Cucumber	60 - 80	50 - 60	40 - 55	50 - 70	40 - 50	40 - 50	60 - 70	-	60 - 80	60 - 80
Bitter Gourd	160 - 200	200 - 220	160 - 200	220 - 280	150 - 250	130 - 170	-	-	-	180 - 230
Snake Gourd	180 - 220	150 - 170	130 - 160	160 - 200	130 - 140	80 - 110	-	-	-	160 - 200
Drumstick	180 - 280	160 - 180	-	-	120 - 150	-	-	-	130 - 160	-
Luffa	160 - 220	230 - 250	150 - 180	180 - 220	120 - 160	120 - 150	-	-	-	150 - 200
Long Beans	100 - 120	90 - 120	90 - 130	130 - 200	100 - 120	80 - 120	-	-	-	100 - 150
Ash Plantains	150 - 200	150 - 180	140 - 180	180 - 220	-	150 - 180	-	-	-	150 - 200
Green Chillies	150 - 200	180 - 200	120 - 180	200 - 250	160 - 200	150 - 230	220 - 240	-	220 - 250	180 - 250
Lime	200 - 300	220 - 250	200 - 220	250 - 300	-	180 - 220	-	-	240 - 260	220 - 280
Sweet Potatoe	80 - 100	80 - 90	45 - 65	60 - 90	-	50 - 60	100 - 120	-	90 - 100	60 - 90
Manioc	100 - 120	80 - 90	60 - 75	90 - 120	60 - 90	70 - 80	80 - 100	-	-	100 - 120
Eggplant	160 - 200	170 - 200	150 - 180	190 - 230	180 - 200	120 - 150	-	-	200 - 230	180 - 220
Potato(Imported)	140 - 175	160 - 180	130 - 160	150 - 175	-	155 - 180	-	-	160 - 180	150 - 180
Potato (Welimada)	230 - 240	240 - 250	190 - 210	220 - 240	-	-	200 - 220	-	210 - 230	250 - 260
Potato (Nuwaraeliya)	280 - 300	270 - 290	-	285 - 300	-	-	-	270 - 290	-	300 - 330
B'Onion Imported	170 - 260	210 - 280	180 - 250	185 - 270	-	190 - 200	195 - 290	-	195 - 270	180 - 260
Big-onion Local	260 - 280	260 - 275	230 - 250	260 - 275	-	220 - 245	-	-	-	250 - 270
<b>Banana</b>										
Ambul(Rs/Kg)	170 - 200	130 - 160	-	-	-	-	-	-	-	-
Kolikuttu	450 - 500	350 - 360	-	-	-	-	-	-	-	-
Seeni	120 - 160	100 - 140	-	-	-	-	-	-	-	-
Anamalu (Rs/Fruits)	30 - 36	-	-	-	-	-	-	-	-	-
Papaya (Rs/Kg)	220 - 250	210 - 220	-	-	-	-	-	-	-	-
Passion Fruits(Rs/Fruit)	50 - 60	-	-	-	-	-	-	-	-	-
<b>Other Fruits (Rs/Fruit)</b>										
Pineapple - Large	420 - 450	-	-	-	-	-	-	-	-	-
- Medium	320 - 350	-	-	-	-	-	-	-	-	-
- Small	240 - 260	-	-	-	-	-	-	-	-	-
Mango - Betti	-	-	-	-	-	-	-	-	-	-
- Karathakol	-	-	-	-	-	-	-	-	-	-
Woodapple	10 - 14	-	-	-	-	-	-	-	-	-
Avocado	70 - 110	-	-	-	-	-	-	-	-	-
Orange	80 - 90	-	-	-	-	-	-	-	-	-

Data Management Division  
Hector Kobbekaduwa Agrarian  
Research and Training Institute  
P.O. Box 1522




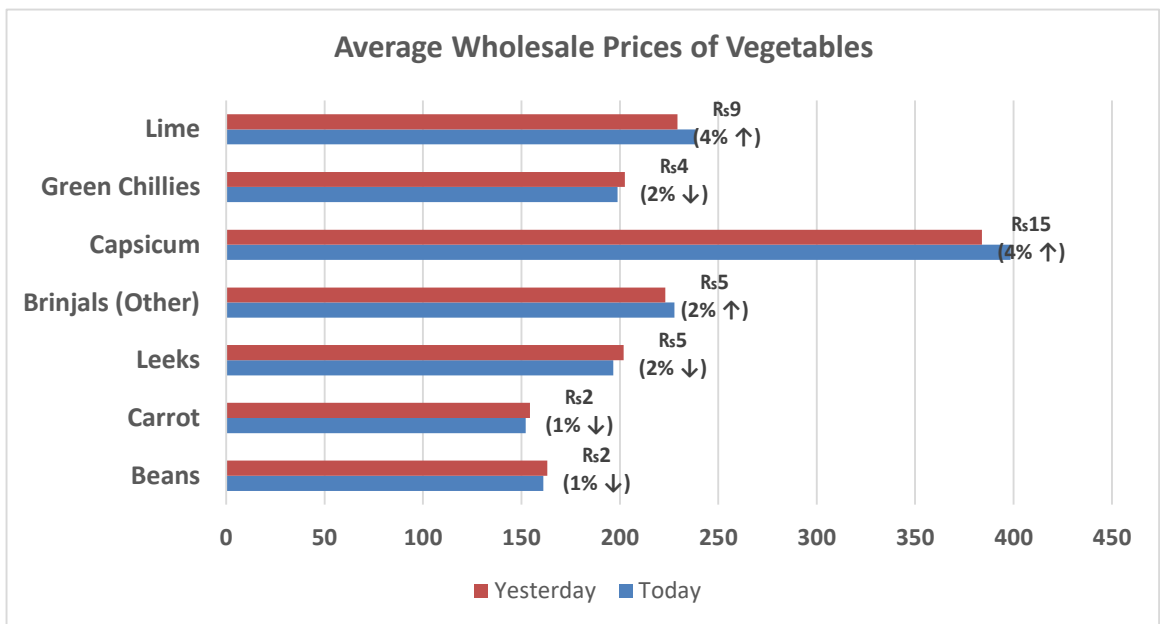
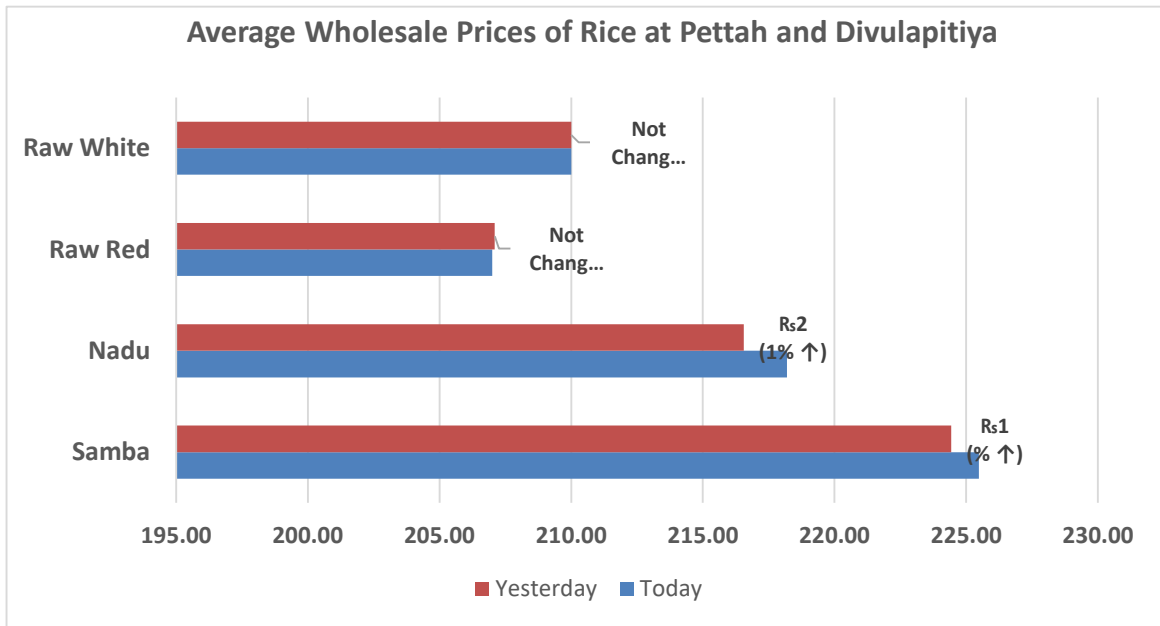
හෙක්ටර් කොබ්බෑකඩුව ගොවිකටයුතු පර්යේෂණ හා පුහුණු කිරීමේ ආයතනය  
**Hector Kobbekaduwa Agrarian Research and Training Institute**  
 දත්ත කළමනාකරණ අංශය  
 තොග මිල ගණන් (කිලෝවකට රුපියල්)  
**Wholesale Prices (Rs/Kg)**

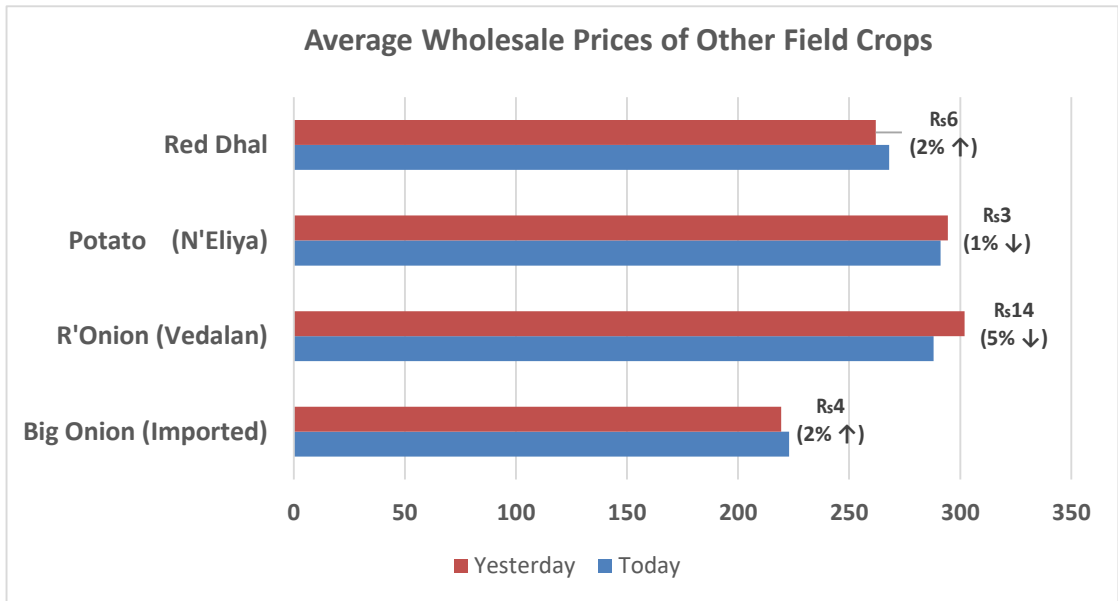


වර්ගය	12/9/2024	12/9/2024	12/9/2024	11/9/2024	12/9/2024	12/9/2024	12/9/2024	12/9/2024	12/9/2024	11/9/2024
	පැලියගොඩ වෙළඳපොළ	මහනුවර වෙළඳපොළ	දඹුල්ල වෙළඳපොළ	මීගොඩ වෙළඳපොළ	නොරොච්චෝලේ වෙළඳපොළ	තඹුන්තෙමම වෙළඳපොළ	කැප්පට්පොළ වෙළඳපොළ	නුවරඑළිය වෙළඳපොළ	බණ්ඩාරවෙල වෙළඳපොළ	වෙයන්ගොඩ වෙළඳපොළ
<b>උඩරට එළවළු</b>										
බෝංචි	120 - 160	140 - 160	150 - 220	150 - 180	-	170 - 200	140 - 150	140 - 160	120 - 140	180 - 220
කැරට	120 - 180	130 - 150	120 - 150	150 - 200	-	160 - 200	120 - 150	140 - 150	130 - 160	150 - 180
ලීක්ස්	160 - 200	180 - 200	180 - 220	170 - 230	-	200 - 230	180 - 200	190 - 200	170 - 200	200 - 230
බීටරුව	80 - 100	60 - 70	45 - 60	70 - 90	30 - 50	50 - 60	-	-	-	60 - 100
බීටරුව (නුවරඑළිය)	-	100 - 110	70 - 80	-	-	-	80 - 100	60 - 80	75 - 85	-
නෝකෝල්	80 - 120	70 - 80	80 - 100	110 - 140	-	-	80 - 100	90 - 100	80 - 100	100 - 140
රාබු	60 - 80	40 - 50	40 - 60	70 - 100	50 - 60	80 - 90	30 - 40	40 - 50	40 - 50	80 - 100
ගෝවා (නුවරඑළිය)	-	160 - 170	-	140 - 220	-	190 - 200	120 - 130	170 - 180	100 - 130	200 - 220
ගෝවා (නුවර)	120 - 180	120 - 140	150 - 200	-	180 - 200	180 - 185	-	-	-	170 - 190
තක්කාලි	150 - 180	150 - 170	90 - 120	140 - 180	-	80 - 100	120 - 150	130 - 160	110 - 140	110 - 150
<b>පහතරට එළවළු</b>										
බණ්ඩක්කා	60 - 100	50 - 60	40 - 50	70 - 110	50 - 70	30 - 40	-	-	60 - 70	60 - 100
වමච්චු	220 - 300	180 - 220	160 - 230	220 - 330	160 - 220	220 - 280	200 - 220	-	200 - 220	220 - 300
මාළු මිරිස්	350 - 450	350 - 380	300 - 380	400 - 440	280 - 350	200 - 350	500 - 550	560 - 580	350 - 400	350 - 450
වට්ටක්කා	50 - 70	50 - 60	35 - 45	55 - 65	-	40 - 50	50 - 60	-	50 - 60	60 - 80
පිපිඤ්ඤා	60 - 80	50 - 60	40 - 55	50 - 70	40 - 50	40 - 50	60 - 70	-	60 - 80	60 - 80
කරවිල	160 - 200	200 - 220	160 - 200	220 - 280	150 - 250	130 - 170	-	-	-	180 - 230
පනෝල	180 - 220	150 - 170	130 - 160	160 - 200	130 - 140	80 - 110	-	-	-	160 - 200
මුරුගා	180 - 280	160 - 180	-	-	120 - 150	-	-	-	130 - 160	-
වැටකොළ	160 - 220	230 - 250	150 - 180	180 - 220	120 - 160	120 - 150	-	-	-	150 - 200
මැකරල්	100 - 120	90 - 120	90 - 130	130 - 200	100 - 120	80 - 120	-	-	-	100 - 150
අළු කෙසෙල්	150 - 200	150 - 180	140 - 180	180 - 220	-	150 - 180	-	-	-	150 - 200
අලු මිරිස්	150 - 200	180 - 200	120 - 180	200 - 250	160 - 200	150 - 230	220 - 240	-	220 - 250	180 - 250
දෙහි	200 - 300	220 - 250	200 - 220	250 - 300	-	180 - 220	-	-	240 - 260	220 - 280
බතල	80 - 100	80 - 90	45 - 65	60 - 90	-	50 - 60	100 - 120	-	90 - 100	60 - 90
මඤ්ඤොක්කා	100 - 120	80 - 90	60 - 75	90 - 120	60 - 90	70 - 80	80 - 100	-	-	100 - 120
එළබඩු	160 - 200	170 - 200	150 - 180	190 - 230	180 - 200	120 - 150	-	-	200 - 230	180 - 220
අර්තාපල් (ආනයනික)	140 - 175	160 - 180	130 - 160	150 - 175	-	155 - 180	-	-	160 - 180	150 - 180
අර්තාපල් (වැලිමඩ)	230 - 240	240 - 250	190 - 210	220 - 240	-	-	200 - 220	-	210 - 230	250 - 260
අර්තාපල් (නුවරඑළිය)	280 - 300	270 - 290	-	285 - 300	-	-	-	270 - 290	-	300 - 330
ලොකුඑළුණු (ආනයනික)	170 - 260	210 - 280	180 - 250	185 - 270	-	190 - 200	195 - 290	-	195 - 270	180 - 260
ලොකුඑළුණු දේශීය	260 - 280	260 - 275	230 - 250	260 - 275	-	220 - 245	-	-	-	250 - 270
<b>කෙසෙල්</b>										
ඇඹුල් (කිලෝවකට)	170 - 200	130 - 160								-
කෝලිකුටු (කිලෝවකට)	450 - 500	350 - 360								-
සිනි (කිලෝවකට)	120 - 160	100 - 140								-
ආනමාළු (එකකට රු.)	30 - 36	-								-
ගස්ලබු (කිලෝවකට)	220 - 250	210 - 220								-
වැල්දොඩම් (එකකට රු.)	50 - 60									-
<b>පළතුරු (එකකට රු.)</b>										
අන්තය - ලොකු ප්‍රමාණය	420 - 450									
- මධ්‍යම ප්‍රමාණය	320 - 350									-
- කුඩා ප්‍රමාණය	240 - 260									-
අඹ - බෙට්ටි	-									-
- කර්තකොලොම්බන්	-									-
දිවුල්	10 - 14									-
අලිපේර	70 - 110									-
දොඩම්	80 - 90									-

**Note:**  
 Usually, the price collection for Veyangoda and Meegoda wholesale markets is done the previous day between 6.00 pm and 8.30 pm, and for all other wholesale markets, the price collection is done between 7.00 am and 2.00 pm.

  
 Data Management Division  
 Hector Kobbekaduwa Agrarian  
 Research and Training Institute  
 P.O. Box 1522  
 Colombo.





  
 Data Management Division  
 Hector Kobbekaduwa Agrarian  
 Research and Training Institute  
 - P.O. Box 1522  
 Colombo.













