




Hector Kobbekaduwa Agrarian Research and Training Institute
Data Management Division
(Wholesale Prices of Rice & Subsidiary Food Crops)



2024.08.22

Item	Pettah				Marandaghamula			
	Range	Average		Change *	Range	Average		Change *
	2024.08.22	2024.08.22	2024.08.21		2024.08.22	2024.08.22	2024.08.21	
Rice (Rs/kg)								
Samba 1	230.00 - 235.00	232.00	232.00		221.00 - 225.00	223.60	223.60	
Samba 2	220.00 - 225.00	221.67	222.50	-0.83	212.00 - 219.00	215.00	212.40	2.60
Keeri Samba	240.00 - 300.00	270.00	270.00		250.00 - 260.00	256.67	260.00	-3.33
Nadu 1	210.00 - 215.00	211.60	212.40	-0.80	210.00 - 214.00	212.20	210.80	1.40
Nadu 2	205.00 - 207.00	206.33	206.33	0.00	197.00 - 208.00	203.00	200.80	2.20
Raw red	185.00 - 200.00	193.00	192.00	1.00	192.00 - 195.00	194.00	194.40	-0.40
Raw White	195.00 - 210.00	203.00	203.00		198.00 - 205.00	200.80	199.40	1.40
Imported Rice								
Ponne Samba	275.00 - 280.00	276.67	276.67	0.00	-			
Nadu	-				-			
Raw White	-				-			
Raw red								
Subsidiary Food Crops								
Dried Chillies (Rs/Kg)								
Imported	700.00 - 800.00	740.00	740.00					
Local								
Onion (Rs/Kg)								
Sinnan	180.00 - 200.00	192.00	204.00	-12.00				
Vedalan	260.00 - 320.00	284.00	298.00	-14.00				
Imported	-							
Big Onion								
Imported	170.00 - 250.00	202.00	202.00					
Local	-							
Potatoes (Rs/Kg)								
Welimada	320.00 - 330.00	326.00	326.00					
Nuwaraeliya	360.00 - 380.00	372.00	388.00	-16.00				
Imported	160.00 - 350.00	236.00	276.00	-40.00				
Pulses (Rs/Kg)								
Green Gram	750.00 - 850.00	790.00	770.00	20.00				
Cowpea	750.00 - 800.00	780.00	780.00					
Red Dhal	265.00 - 270.00	268.00	271.00	-3.00				
Consumption Item(Rs/Kg)								
Sugar(White)	230.00 - 232.00	231.00	231.00					
Wheat Flour	145.00 - 150.00	147.50	145.00	2.50				
Eggs (Rs/Egg)								
Brown	42.00 - 44.00	43.00	43.00					
White	39.00 - 41.00	40.00	40.00					


Data Management Division
Hector Kobbekaduwa Agrarian
Research and Training Institute
P.O. Box 1522
Colombo.



Hector Kobbekaduwa Agrarian Research and Training Institute Data Management Division



Variety	22/08/2024	22/08/2024	22/08/2024	21/08/2024	22/08/2024	22/08/2024	22/08/2024	22/08/2024	22/08/2024	21/08/2024
	Peliyagoda Market	Kandy Market	Dambulla Market	Meegoda Market	Norochchole Market	Thambuththegama Market	Keppetipola Market	Nuwaraeliya Market	Bandarawela Market	Veyangoda Market
Up Country Vegetable										
Beans	250 - 300	300 - 350	300 - 350	370 - 400	-	350 - 420	280 - 320	280 - 320	-	-
Carrot	180 - 200	180 - 200	150 - 180	230 - 270	-	220 - 250	140 - 150	200 - 210	-	-
Leeks	200 - 250	250 - 260	200 - 250	250 - 280	-	250 - 280	220 - 240	230 - 240	-	-
Beet root	70 - 80	110 - 120	80 - 90	110 - 140	50 - 70	90 - 100	-	-	-	-
Beet root (N Eliya)	120 - 140	140 - 150	90 - 100	-	-	-	100 - 120	120 - 140	-	-
Knolkhol	70 - 80	70 - 80	50 - 60	80 - 110	-	-	60 - 80	70 - 90	-	-
Raddish	60 - 80	50 - 60	35 - 50	100 - 120	10 - 35	50 - 70	30 - 50	40 - 60	-	-
Cabbage (N'Eliya)	-	160 - 170	-	160 - 210	-	210 - 230	90 - 100	170 - 180	-	-
Cabbage (Kandy)	150 - 180	120 - 140	120 - 140	-	-	180 - 200	-	-	-	-
Tomato	150 - 170	160 - 180	120 - 140	150 - 180	-	120 - 130	100 - 130	120 - 150	-	-
Low country Vegetable										
Ladies Fingers	60 - 100	60 - 70	45 - 60	60 - 80	30 - 40	30 - 40	-	-	-	-
Brinjals	170 - 220	160 - 200	120 - 150	150 - 210	110 - 150	120 - 170	130 - 150	-	-	-
Capsicum	400 - 650	550 - 600	380 - 450	430 - 500	300 - 400	440 - 500	550 - 600	580 - 620	-	-
Pumpkin	100 - 120	80 - 100	60 - 70	80 - 90	-	60 - 80	80 - 100	-	-	-
Cucumber	50 - 60	50 - 60	25 - 30	40 - 60	10 - 50	20 - 30	50 - 70	-	-	-
Bitter Gourd	100 - 120	140 - 160	120 - 130	120 - 170	110 - 170	80 - 110	-	-	-	-
Snake Gourd	150 - 200	130 - 140	100 - 120	200 - 250	70 - 100	70 - 110	-	-	-	-
Drumstick	50 - 150	40 - 100	60 - 80	-	50 - 80	-	-	-	-	-
Luffa	100 - 150	150 - 180	80 - 110	170 - 220	100 - 120	70 - 100	-	-	-	-
Long Beans	100 - 130	130 - 160	80 - 120	150 - 200	60 - 90	130 - 150	-	-	-	-
Ash Plantains	180 - 200	150 - 180	160 - 180	200 - 230	-	150 - 200	-	-	-	-
Green Chillies	100 - 150	200 - 240	150 - 200	160 - 200	150 - 160	180 - 250	250 - 260	-	-	-
Lime	350 - 400	350 - 380	300 - 330	380 - 400	-	230 - 270	-	-	-	-
Sweet Potatoe	80 - 100	80 - 100	50 - 70	80 - 100	-	80 - 80	100 - 120	-	-	-
Manioc	100 - 120	70 - 80	75 - 90	90 - 100	70 - 100	60 - 80	100 - 110	-	-	-
Eggplant	100 - 150	160 - 180	130 - 150	170 - 200	100 - 130	120 - 150	-	-	-	-
Potato(Imported)	160 - 350	165 - 185	150 - 165	160 - 175	-	160 - 190	-	-	-	-
Potato (Welimada)	320 - 330	-	-	-	-	-	300 - 350	-	-	-
Potato (Nuwaraeliya)	360 - 380	380 - 400	-	395 - 420	-	-	-	370 - 400	-	-
B'Onion Imported	170 - 250	170 - 250	170 - 235	160 - 240	-	165 - 250	185 - 240	-	-	-
Big-onion Local	-	270 - 280	210 - 230	-	-	-	-	-	-	-
Banana										
Ambul(Rs/Kg)	150 - 200	120 - 150	-	-	-	-	-	-	-	-
Kolikuttu	300 - 350	320 - 350	-	-	-	-	-	-	-	-
Seeni	120 - 160	100 - 130	-	-	-	-	-	-	-	-
Anamalu (Rs/Fruits)	30 - 36	-	-	-	-	-	-	-	-	-
Papaya (Rs/Kg)	80 - 140	140 - 160	-	-	-	-	-	-	-	-
Passion Fruits(Rs/Fruit)	50 - 55	-	-	-	-	-	-	-	-	-
Other Fruits (Rs/Fruit)										
Pineapple - Large	480 - 500	-	-	-	-	-	-	-	-	-
- Medium	380 - 400	-	-	-	-	-	-	-	-	-
- Small	300 - 320	-	-	-	-	-	-	-	-	-
Mango - Betti	-	-	-	-	-	-	-	-	-	-
- Karathakol	350 - 380	-	-	-	-	-	-	-	-	-
Woodapple	14 - 18	-	-	-	-	-	-	-	-	-
Avocado	70 - 120	-	-	-	-	-	-	-	-	-
Orange	80 - 100	-	-	-	-	-	-	-	-	-




හෙක්ටර් කොබ්බෑකඩුව ගොවිකටයුතු පර්යේෂණ හා පුහුණු කිරීමේ ආයතනය
Hector Kobbekaduwa Agrarian Research and Training Institute
 දත්ත කළමනාකරණ අංශය
 තොග මිල ගණන් (කිලෝවකට රුපියල්)
Wholesale Prices (Rs/Kg)

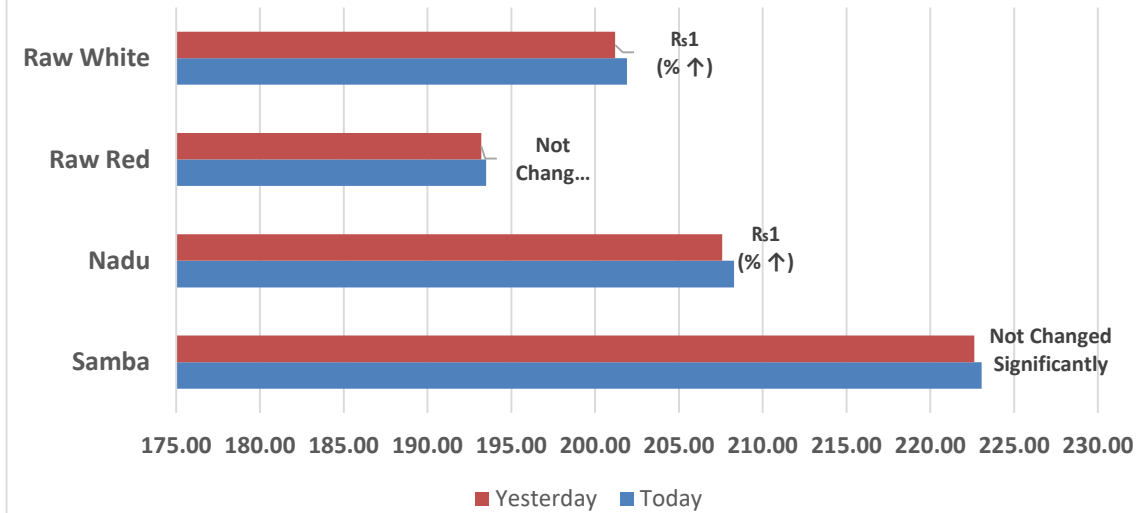


වර්ගය	22/08/2024	22/08/2024	22/08/2024	21/08/2024	22/08/2024	22/08/2024	22/08/2024	22/08/2024	22/08/2024	21/08/2024
	පැලියගොඩ වෙළඳපොළ	මහනුවර වෙළඳපොළ	දඹුල්ල වෙළඳපොළ	මීගොඩ වෙළඳපොළ	නොරොච්චෝලේ වෙළඳපොළ	තඹුන්තෙම වෙළඳපොළ	කැප්පෙට්පොළ වෙළඳපොළ	නුවරඑළිය වෙළඳපොළ	බණ්ඩාරවෙල වෙළඳපොළ	වෙයන්ගොඩ වෙළඳපොළ
උඩරට එළවළු										
බෝංචි	250 - 300	300 - 350	300 - 350	370 - 400	-	350 - 420	280 - 320	280 - 320	-	-
කැරට	180 - 200	180 - 200	150 - 180	230 - 270	-	220 - 250	140 - 150	200 - 210	-	-
ලීක්ස්	200 - 250	250 - 260	200 - 250	250 - 280	-	250 - 280	220 - 240	230 - 240	-	-
බීටරුව	70 - 80	110 - 120	80 - 90	110 - 140	50 - 70	90 - 100	-	-	-	-
බීටරුව (නුවරඑළිය)	120 - 140	140 - 150	90 - 100	-	-	-	100 - 120	120 - 140	-	-
නෝකෝල්	70 - 80	70 - 80	50 - 60	80 - 110	-	-	60 - 80	70 - 90	-	-
රාබු	60 - 80	50 - 60	35 - 50	100 - 120	10 - 35	50 - 70	30 - 50	40 - 60	-	-
ගෝවා (නුවරඑළිය)	-	160 - 170	-	160 - 210	-	210 - 230	90 - 100	170 - 180	-	-
ගෝවා (නුවර)	150 - 180	120 - 140	120 - 140	-	-	180 - 200	-	-	-	-
තක්කාලි	150 - 170	160 - 180	120 - 140	150 - 180	-	120 - 130	100 - 130	120 - 150	-	-
පහතරට එළවළු										
බණ්ඩක්කා	60 - 100	60 - 70	45 - 60	60 - 80	30 - 40	30 - 40	-	-	-	-
වමච්චු	170 - 220	160 - 200	120 - 150	150 - 210	110 - 150	120 - 170	130 - 150	-	-	-
මාළු මිරිස්	400 - 650	550 - 600	380 - 450	430 - 500	300 - 400	440 - 500	550 - 600	580 - 620	-	-
වට්ටක්කා	100 - 120	80 - 100	60 - 70	80 - 90	-	60 - 80	80 - 100	-	-	-
පිපිඤ්ඤා	50 - 60	50 - 60	25 - 30	40 - 60	10 - 50	20 - 30	50 - 70	-	-	-
කරවිල	100 - 120	140 - 160	120 - 130	120 - 170	110 - 170	80 - 110	-	-	-	-
පනෝල	150 - 200	130 - 140	100 - 120	200 - 250	70 - 100	70 - 110	-	-	-	-
මුරුගා	50 - 150	40 - 100	60 - 80	-	50 - 80	-	-	-	-	-
වැටකොළ	100 - 150	150 - 180	80 - 110	170 - 220	100 - 120	70 - 100	-	-	-	-
මැකරල්	100 - 130	130 - 160	80 - 120	150 - 200	60 - 90	130 - 150	-	-	-	-
අළු කෙසෙල්	180 - 200	150 - 180	160 - 180	200 - 230	-	150 - 200	-	-	-	-
අඹු මිරිස්	100 - 150	200 - 240	150 - 200	160 - 200	150 - 160	180 - 250	250 - 260	-	-	-
දෙහි	350 - 400	350 - 380	300 - 330	380 - 400	-	230 - 270	-	-	-	-
බතල	80 - 100	80 - 100	50 - 70	80 - 100	-	80 - 80	100 - 120	-	-	-
මඤ්ඤාක්කා	100 - 120	70 - 80	75 - 90	90 - 100	70 - 100	60 - 80	100 - 110	-	-	-
එළබඩු	100 - 150	160 - 180	130 - 150	170 - 200	100 - 130	120 - 150	-	-	-	-
අර්තාපල් (ආනයනික)	160 - 350	165 - 185	150 - 165	160 - 175	-	160 - 190	-	-	-	-
අර්තාපල් (වැලිමඩ)	320 - 330	-	-	-	-	-	300 - 350	-	-	-
අර්තාපල් (නුවරඑළිය)	360 - 380	380 - 400	-	395 - 420	-	-	-	370 - 400	-	-
ලොකුඑළු (ආනයනික)	170 - 250	170 - 250	170 - 235	160 - 240	-	165 - 250	185 - 240	-	-	-
ලොකුඑළු දේශීය	-	270 - 280	210 - 230	-	-	-	-	-	-	-
කෙසෙල්										
ඇඹුල් (කිලෝවකට)	150 - 200	120 - 150	-	-	-	-	-	-	-	-
කෝලිකුටු (කිලෝවකට)	300 - 350	320 - 350	-	-	-	-	-	-	-	-
සිනි (කිලෝවකට)	120 - 160	100 - 130	-	-	-	-	-	-	-	-
ආනමාළු (එකකට රු.)	30 - 36	-	-	-	-	-	-	-	-	-
ගස්ලබු (කිලෝවකට)	80 - 140	140 - 160	-	-	-	-	-	-	-	-
වැල්දොඩම් (එකකට රු.)	50 - 55	-	-	-	-	-	-	-	-	-
පළතුරු (එකකට රු.)										
අන්තය - ලොකු ප්‍රමාණය	480 - 500	-	-	-	-	-	-	-	-	-
- මධ්‍යම ප්‍රමාණය	380 - 400	-	-	-	-	-	-	-	-	-
- කුඩා ප්‍රමාණය	300 - 320	-	-	-	-	-	-	-	-	-
අඹ - බෙට්ටි	-	-	-	-	-	-	-	-	-	-
- කර්තකොලොම්බන්	350 - 380	-	-	-	-	-	-	-	-	-
දිවුල්	14 - 18	-	-	-	-	-	-	-	-	-
අලිපේර	70 - 120	-	-	-	-	-	-	-	-	-
දොඩම්	80 - 100	-	-	-	-	-	-	-	-	-

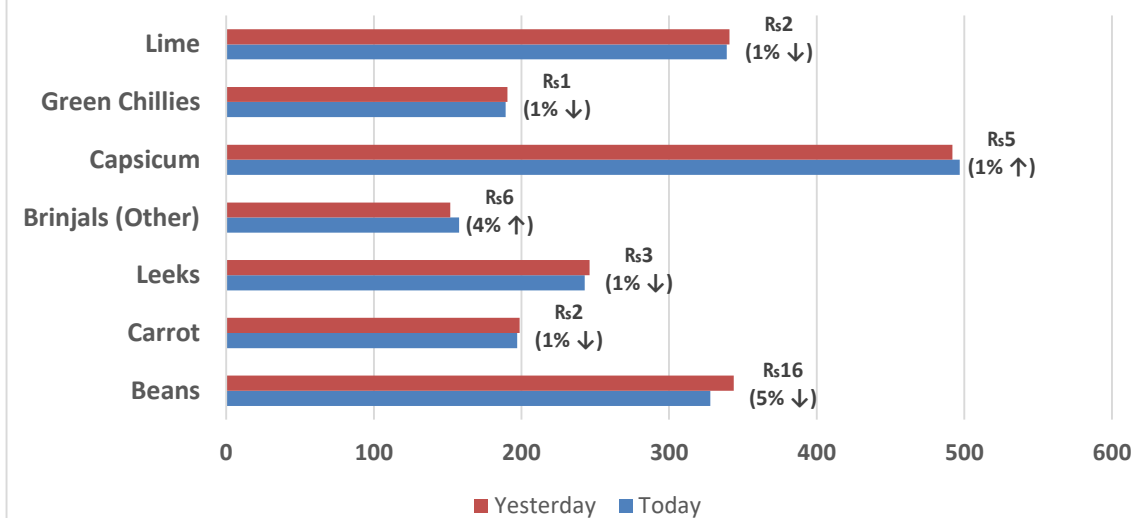
Note:
 Usually, the price collection for Veyangoda and Meegoda wholesale markets is done the previous day between 6.00 pm and 8.30 pm, and for all other wholesale markets, the price collection is done between 7.00 am and 2.00 pm.

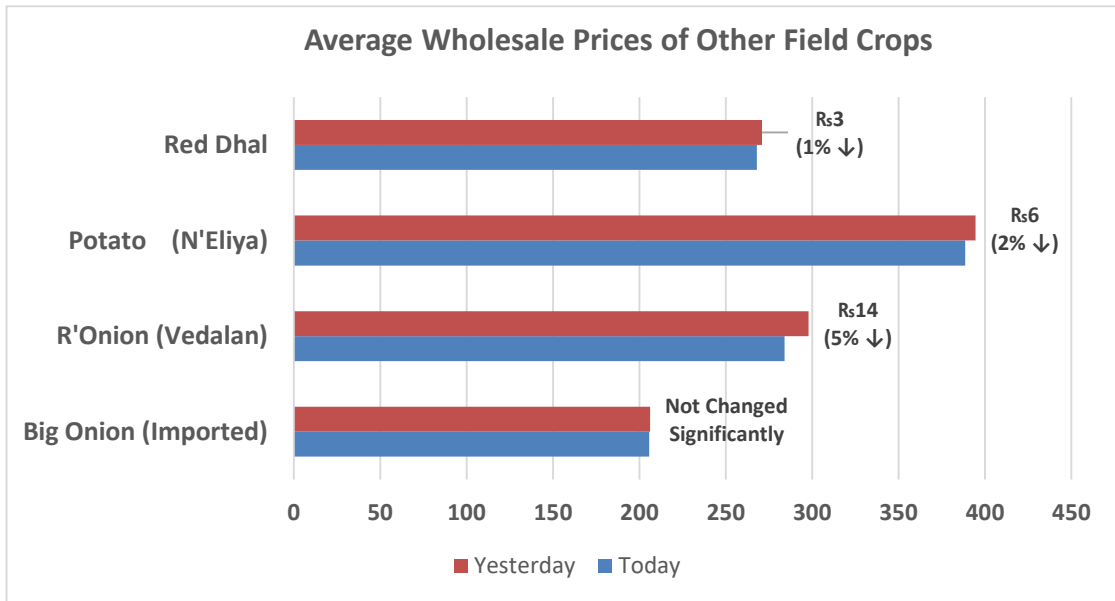

 Data Management Division
 Hector Kobbekaduwa Agrarian
 Research and Training Institute
 P.O. Box 1522
 Colombo.


Average Wholesale Prices of Rice at Pettah and Divulapitiya



Average Wholesale Prices of Vegetables






 Data Management Division
 Hectors Kobbekaduwa Agrarian
 Research and Training Institute
 P.O. Box 1522
 Colombo.

