



Hector Kobbekaduwa Agrarian Research and Training Institute
Data Management Division
(Wholesale Prices of Rice & Subsidiary Food Crops)



2024.08.26

Item	Pettah				Marandaghamula			
	Range	Average		Change *	Range	Average		Change *
	2024.08.26	2024.08.26	2024.08.23		2024.08.26	2024.08.26	2024.08.23	
Rice (Rs/kg)								
Samba 1	230.00 - 235.00	233.00	232.00	1.00	220.00 - 224.00	222.80	222.60	0.20
Samba 2	220.00 - 225.00	222.50	223.33	-0.83	212.00 - 215.00	214.20	213.80	0.40
Keeri Samba	240.00 - 300.00	270.00	270.00		246.00 - 260.00	251.50	255.00	-3.50
Nadu 1	215.00 - 220.00	216.60	213.60	3.00	210.00 - 214.00	212.80	210.80	2.00
Nadu 2	207.00 - 210.00	209.00	207.33	1.67	204.00 - 205.00	204.60	201.00	3.60
Raw red	195.00 - 200.00	197.00	196.00	1.00	194.00 - 200.00	196.00	194.60	1.40
Raw White	200.00 - 210.00	206.00	204.00	2.00	198.00 - 200.00	199.20	200.40	-1.20
Imported Rice								
Ponne Samba	275.00 - 280.00	276.67	276.67	0.00	-			
Nadu	-				-			
Raw White	-				-			
Raw red	-				-			
Subsidiary Food Crops								
Dried Chillies (Rs/Kg)								
Imported	680.00 - 800.00	752.00	740.00	12.00				
Local								
Onion (Rs/Kg)								
Sinnan	160.00 - 200.00	184.00	192.00	-8.00				
Vedalan	250.00 - 300.00	280.00	284.00	-4.00				
Imported	-							
Big Onion								
Imported	180.00 - 250.00	222.00	218.00	4.00				
Local	-							
Potatoes (Rs/Kg)								
Welimada	320.00 - 330.00	326.00	304.00	22.00				
Nuwaraeliya	350.00 - 360.00	356.00	368.00	-12.00				
Imported	150.00 - 300.00	210.00	219.00	-9.00				
Pulses (Rs/Kg)								
Green Gram	750.00 - 850.00	790.00	770.00	20.00				
Cowpea	750.00 - 800.00	770.00	780.00	-10.00				
Red Dhal	265.00 - 270.00	268.00	271.00	-3.00				
Consumption Item(Rs/Kg)								
Sugar(White)	230.00 - 232.00	231.00	232.00	-1.00				
Wheat Flour	150.00 - 155.00	152.50	152.50					
Eggs (Rs/Egg)								
Brown	45.00 - 47.00	46.00	46.00					
White	42.00 - 44.00	43.00	43.00					

Data Management Division
Hector Kobbekaduwa Agrarian
Research and Training Institute
P.O. Box 1522
Colombo.



Hector Kobbekaduwa Agrarian Research and Training Institute Data Management Division



Variety	26/08/2024	26/08/2024	26/08/2024	25/08/2024	26/08/2024	26/08/2024	26/08/2024	26/08/2024	26/08/2024	25/08/2024
	Peliyagoda Market	Kandy Market	Dambulla Market	Meegoda Market	Norochchole Market	Thambuththegama Market	Keppetipola Market	Nuwaraeliya Market	Bandarawela Market	Veyangoda Market
Up Country Vegetable										
Beans	320 - 380	300 - 330	300 - 380	380 - 420	-	380 - 420	300 - 350	320 - 350	-	-
Carrot	150 - 200	160 - 180	160 - 230	180 - 230	-	220 - 260	140 - 160	180 - 190	-	-
Leeks	200 - 230	220 - 230	200 - 220	200 - 240	-	230 - 270	180 - 200	190 - 200	-	-
Beet root	70 - 80	70 - 80	50 - 65	70 - 90	50 - 70	70 - 80	-	-	-	-
Beet root (N Eliya)	-	120 - 130	80 - 90	-	-	-	80 - 100	110 - 120	-	-
Knolkhol	80 - 100	80 - 90	50 - 60	80 - 100	-	-	50 - 70	60 - 80	-	-
Raddish	60 - 80	40 - 50	45 - 60	80 - 100	20 - 60	50 - 60	30 - 50	40 - 50	-	-
Cabbage (N'Eliya)	-	140 - 150	-	120 - 190	-	200 - 220	100 - 130	140 - 150	-	-
Cabbage (Kandy)	130 - 160	100 - 130	130 - 160	-	-	180 - 190	-	-	-	-
Tomato	170 - 200	150 - 170	140 - 180	170 - 200	-	100 - 140	160 - 180	160 - 190	-	-
Low country Vegetable										
Ladies Fingers	80 - 120	60 - 70	45 - 60	70 - 100	40 - 60	30 - 40	-	-	-	-
Brinjals	170 - 220	120 - 160	140 - 160	160 - 200	100 - 180	120 - 170	150 - 160	-	-	-
Capsicum	350 - 600	500 - 550	350 - 400	430 - 470	300 - 420	430 - 480	500 - 550	540 - 580	-	-
Pumpkin	80 - 100	60 - 70	50 - 65	70 - 80	-	50 - 70	60 - 70	-	-	-
Cucumber	60 - 70	50 - 60	35 - 45	40 - 50	20 - 50	30 - 40	60 - 70	-	-	-
Bitter Gourd	120 - 160	150 - 160	110 - 130	120 - 160	130 - 200	100 - 120	-	-	-	-
Snake Gourd	150 - 200	100 - 120	120 - 140	180 - 200	80 - 130	80 - 100	-	-	-	-
Drumstick	50 - 160	50 - 100	50 - 70	-	60 - 80	-	-	-	-	-
Luffa	150 - 200	150 - 170	120 - 150	180 - 220	100 - 170	80 - 110	-	-	-	-
Long Beans	140 - 160	130 - 170	100 - 120	150 - 200	80 - 120	100 - 120	-	-	-	-
Ash Plantains	160 - 200	150 - 180	140 - 160	200 - 230	-	130 - 180	-	-	-	-
Green Chillies	120 - 150	180 - 220	100 - 150	140 - 150	100 - 140	100 - 160	160 - 180	-	-	-
Lime	300 - 350	300 - 320	180 - 220	270 - 300	-	220 - 250	-	-	-	-
Sweet Potatoe	80 - 100	70 - 85	50 - 70	70 - 90	-	60 - 70	100 - 120	-	-	-
Manioc	80 - 100	70 - 80	70 - 80	100 - 110	70 - 80	50 - 60	80 - 100	-	-	-
Eggplant	140 - 170	130 - 150	120 - 130	150 - 190	110 - 130	100 - 150	-	-	-	-
Potato(Imported)	150 - 300	170 - 185	160 - 170	160 - 175	-	160 - 185	-	-	-	-
Potato (Welimada)	320 - 330	-	-	-	-	-	280 - 300	-	-	-
Potato (Nuwaraeliya)	350 - 360	350 - 360	-	370 - 390	-	-	-	360 - 370	-	-
B'Onion Imported	180 - 250	210 - 270	195 - 260	205 - 260	-	180 - 270	210 - 280	-	-	-
Big-onion Local	-	-	220 - 250	-	-	-	-	-	-	-
Banana										
Ambul(Rs/Kg)	150 - 180	120 - 150	-	-	-	-	-	-	-	-
Kolikuttu	300 - 380	320 - 350	-	-	-	-	-	-	-	-
Seeni	130 - 170	100 - 130	-	-	-	-	-	-	-	-
Anamalu (Rs/Fruits)	32 - 37	-	-	-	-	-	-	-	-	-
Papaya (Rs/Kg)	120 - 170	140 - 150	-	-	-	-	-	-	-	-
Passion Fruits(Rs/Fruit)	60 - 65	-	-	-	-	-	-	-	-	-
Other Fruits (Rs/Fruit)										
Pineapple - Large	470 - 500	-	-	-	-	-	-	-	-	-
- Medium	370 - 400	-	-	-	-	-	-	-	-	-
- Small	300 - 320	-	-	-	-	-	-	-	-	-
Mango - Betti	-	-	-	-	-	-	-	-	-	-
- Karathakol	300 - 320	-	-	-	-	-	-	-	-	-
Woodapple	12 - 18	-	-	-	-	-	-	-	-	-
Avocado	70 - 120	-	-	-	-	-	-	-	-	-
Orange	90 - 100	-	-	-	-	-	-	-	-	-



හෙක්ටර් කොබ්බෑකඩුව ගොවිකටයුතු පර්යේෂණ හා පුහුණු කිරීමේ ආයතනය
Hector Kobbekaduwa Agrarian Research and Training Institute
 දත්ත කළමනාකරණ අංශය
 තොග මිල ගණන් (කිලෝවකට රුපියල්)
Wholesale Prices (Rs/Kg)

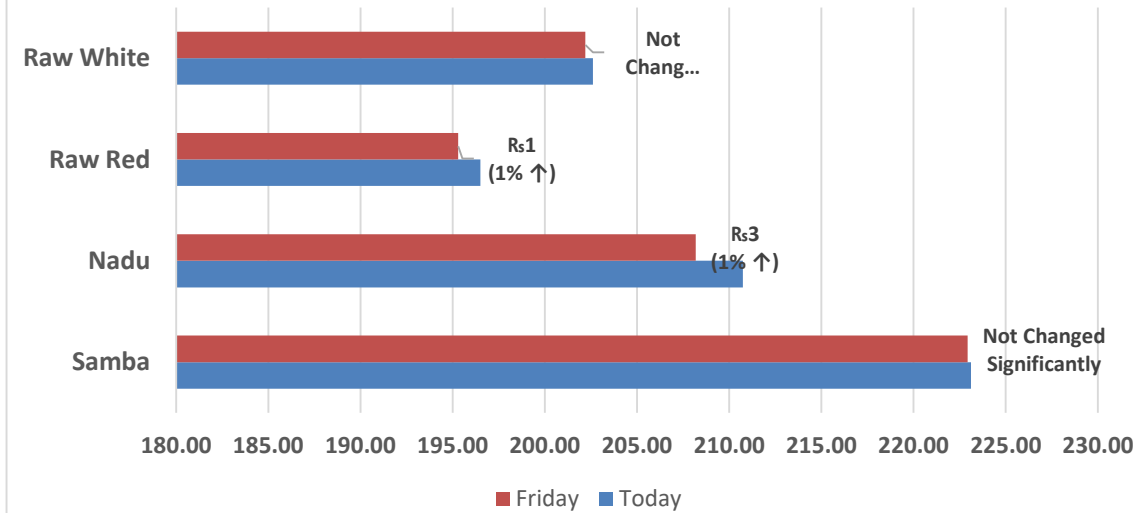


වර්ගය	26/08/2024	26/08/2024	26/08/2024	25/08/2024	26/08/2024	26/08/2024	26/08/2024	26/08/2024	26/08/2024	25/08/2024
	පැලියගොඩ වෙළඳපොළ	මහනුවර වෙළඳපොළ	දඹුල්ල වෙළඳපොළ	මීගොඩ වෙළඳපොළ	නොරොච්චෝලේ වෙළඳපොළ	තඹුන්තෙම වෙළඳපොළ	කැප්පට්ටොළ වෙළඳපොළ	නුවරඑළිය වෙළඳපොළ	බණ්ඩාරවෙල වෙළඳපොළ	වෙයන්ගොඩ වෙළඳපොළ
උඩරට එළවළු										
බෝංචි	320 - 380	300 - 330	300 - 380	380 - 420	-	380 - 420	300 - 350	320 - 350	-	-
කැරට	150 - 200	160 - 180	160 - 230	180 - 230	-	220 - 260	140 - 160	180 - 190	-	-
ලීක්ස්	200 - 230	220 - 230	200 - 220	200 - 240	-	230 - 270	180 - 200	190 - 200	-	-
බීටරුව	70 - 80	70 - 80	50 - 65	70 - 90	50 - 70	70 - 80	-	-	-	-
බීටරුව (නුවරඑළිය)	-	120 - 130	80 - 90	-	-	-	80 - 100	110 - 120	-	-
නෝකෝල්	80 - 100	80 - 90	50 - 60	80 - 100	-	-	50 - 70	60 - 80	-	-
රාබු	60 - 80	40 - 50	45 - 60	80 - 100	20 - 60	50 - 60	30 - 50	40 - 50	-	-
ගෝවා (නුවරඑළිය)	-	140 - 150	-	120 - 190	-	200 - 220	100 - 130	140 - 150	-	-
ගෝවා (නුවර)	130 - 160	100 - 130	130 - 160	-	-	180 - 190	-	-	-	-
තක්කාලි	170 - 200	150 - 170	140 - 180	170 - 200	-	100 - 140	160 - 180	160 - 190	-	-
පහතරට එළවළු										
බණ්ඩක්කා	80 - 120	60 - 70	45 - 60	70 - 100	40 - 60	30 - 40	-	-	-	-
වමච්චු	170 - 220	120 - 160	140 - 160	160 - 200	100 - 180	120 - 170	150 - 160	-	-	-
මාළු මිරිස්	350 - 600	500 - 550	350 - 400	430 - 470	300 - 420	430 - 480	500 - 550	540 - 580	-	-
වට්ටක්කා	80 - 100	60 - 70	50 - 65	70 - 80	-	50 - 70	60 - 70	-	-	-
පිපිඤ්ඤා	60 - 70	50 - 60	35 - 45	40 - 50	20 - 50	30 - 40	60 - 70	-	-	-
කරවිල	120 - 160	150 - 160	110 - 130	120 - 160	130 - 200	100 - 120	-	-	-	-
පනෝල	150 - 200	100 - 120	120 - 140	180 - 200	80 - 130	80 - 100	-	-	-	-
මුරුගා	50 - 160	50 - 100	50 - 70	-	60 - 80	-	-	-	-	-
වැටකොළ	150 - 200	150 - 170	120 - 150	180 - 220	100 - 170	80 - 110	-	-	-	-
මැකරල්	140 - 160	130 - 170	100 - 120	150 - 200	80 - 120	100 - 120	-	-	-	-
අළු කෙසෙල්	160 - 200	150 - 180	140 - 160	200 - 230	-	130 - 180	-	-	-	-
අඹු මිරිස්	120 - 150	180 - 220	100 - 150	140 - 150	100 - 140	100 - 160	160 - 180	-	-	-
දෙහි	300 - 350	300 - 320	180 - 220	270 - 300	-	220 - 250	-	-	-	-
බතල	80 - 100	70 - 85	50 - 70	70 - 90	-	60 - 70	100 - 120	-	-	-
මඤ්ඤාක්කා	80 - 100	70 - 80	70 - 80	100 - 110	70 - 80	50 - 60	80 - 100	-	-	-
එළබඩු	140 - 170	130 - 150	120 - 130	150 - 190	110 - 130	100 - 150	-	-	-	-
අර්තාපල් (ආනයනික)	150 - 300	170 - 185	160 - 170	160 - 175	-	160 - 185	-	-	-	-
අර්තාපල් (වැලිමඩ)	320 - 330	-	-	-	-	-	280 - 300	-	-	-
අර්තාපල් (නුවරඑළිය)	350 - 360	350 - 360	-	370 - 390	-	-	-	360 - 370	-	-
ලොකුඑළුණු (ආනයනික)	180 - 250	210 - 270	195 - 260	205 - 260	-	180 - 270	210 - 280	-	-	-
ලොකුඑළුණු දේශීය	-	-	220 - 250	-	-	-	-	-	-	-
කෙසෙල්										
ඇඹුල් (කිලෝවකට)	150 - 180	120 - 150	-	-	-	-	-	-	-	-
කෝලිකුටු (කිලෝවකට)	300 - 380	320 - 350	-	-	-	-	-	-	-	-
සීනි (කිලෝවකට)	130 - 170	100 - 130	-	-	-	-	-	-	-	-
ආනමාළු (එකකට රු.)	32 - 37	-	-	-	-	-	-	-	-	-
ගස්ලබු (කිලෝවකට)	120 - 170	140 - 150	-	-	-	-	-	-	-	-
වැල්දොඩම් (එකකට රු.)	60 - 65	-	-	-	-	-	-	-	-	-
පළතුරු (එකකට රු.)										
අන්තාය - ලොකු ප්‍රමාණය	470 - 500	-	-	-	-	-	-	-	-	-
- මධ්‍යම ප්‍රමාණය	370 - 400	-	-	-	-	-	-	-	-	-
- කුඩා ප්‍රමාණය	300 - 320	-	-	-	-	-	-	-	-	-
අඹ - බෙට්ටි	-	-	-	-	-	-	-	-	-	-
- කර්තකොලොම්බන්	300 - 320	-	-	-	-	-	-	-	-	-
දිවුල්	12 - 18	-	-	-	-	-	-	-	-	-
අලිපේර	70 - 120	-	-	-	-	-	-	-	-	-
දොඩම්	90 - 100	-	-	-	-	-	-	-	-	-

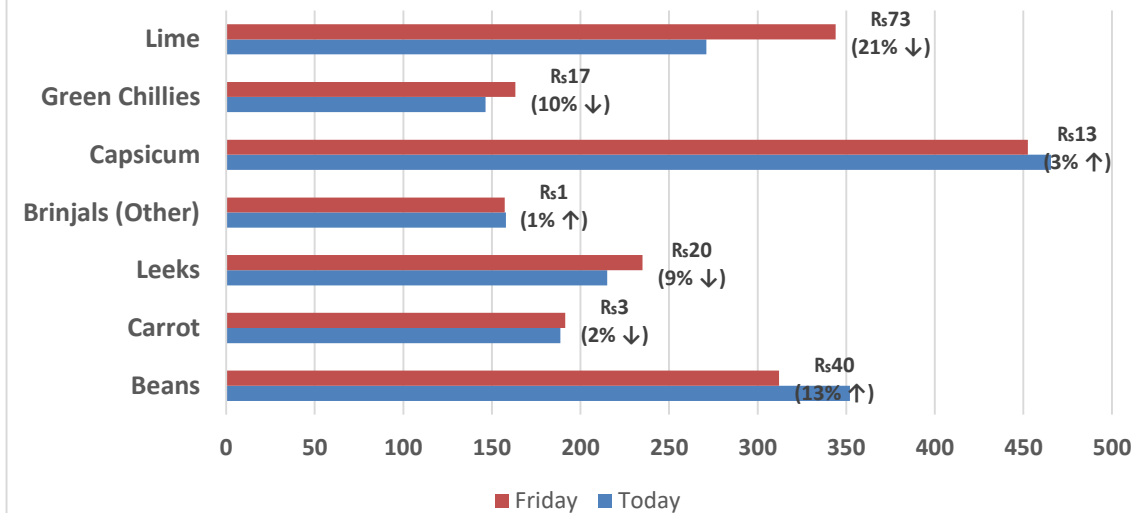
Note:
 Usually, the price collection for Veyangoda and Meegoda wholesale markets is done the previous day between 6.00 pm and 8.30 pm, and for all other wholesale markets, the price collection is done between 7.00 am and 2.00 pm.

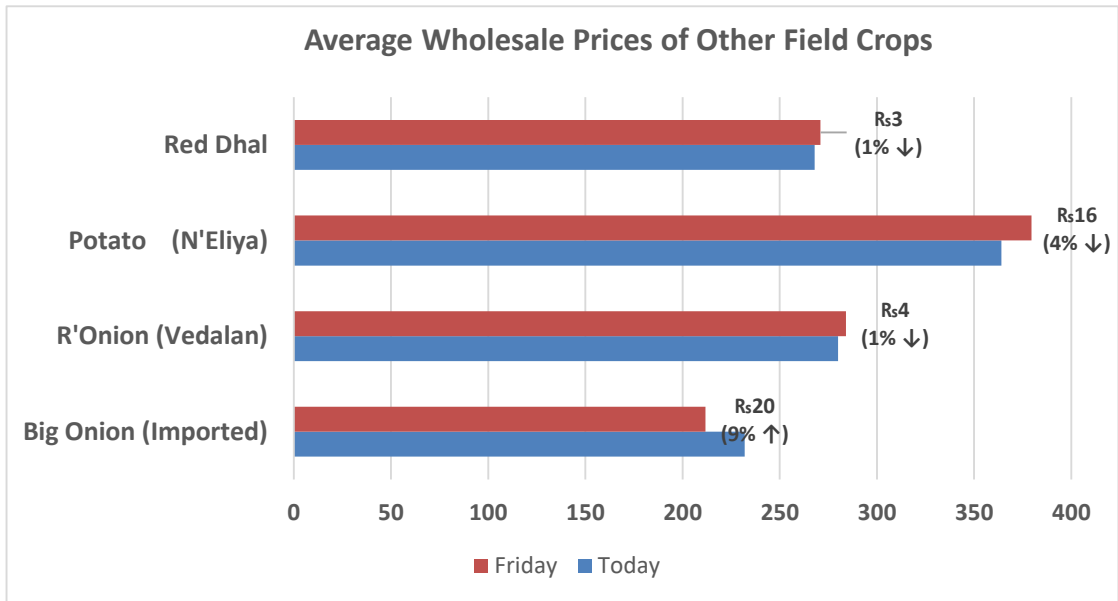

 Data Management Division
 Hector Kobbekaduwa Agrarian
 Research and Training Institute
 P.O. Box 1522
 Colombo.

Average Wholesale Prices of Rice at Pettah and Divulapitiya



Average Wholesale Prices of Vegetables






 Data Management Division
 Hectors Kobbekaduwa Agrarian
 Research and Training Institute
 P.O. Box 1522
 Colombo.

