

## RETAIL MARKET AT A GLANCE

### Summary

#### Rice/Paddy

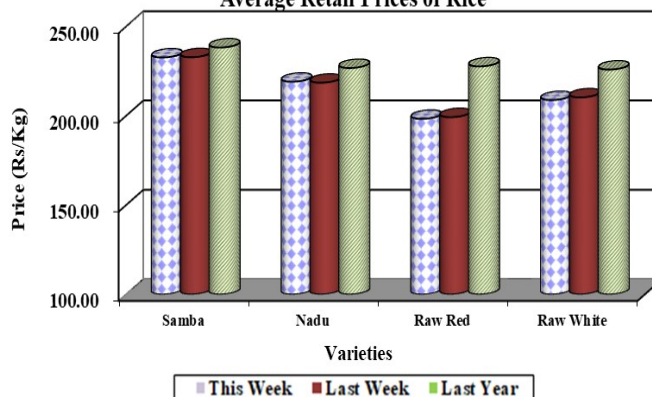


Prices of nadu and raw rice varieties have not changed significantly while the price of samba grade I has increased by Rs.1.00/kg.

Average farm gate prices of short grade paddy and keeri samba have increased in most of the producing areas. Farm gate price of long grain white paddy has also increased in Ampara, Kalawewa, Anuradhapura and Kurunegala areas while price increase of Rs.6.00/kg was noted for long grain red paddy in Matara.

(Page No.01)

Average Retail Prices of Rice



#### Other Field Crops

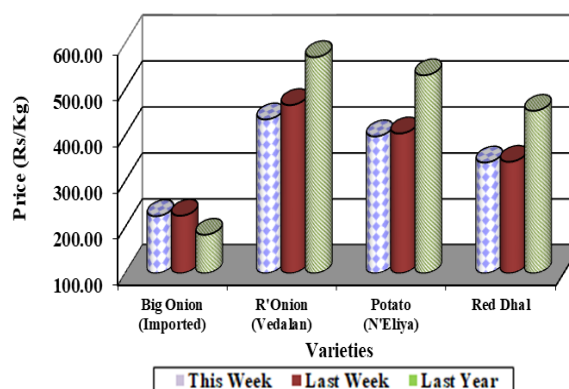


Prices of all up country vegetables have increased due to limited supply. The highest price increase of Rs.209.00/kg noted for carrot and price ranged Rs.700.00-100.00/kg. Prices of most of the low country vegetables have decreased with the highest price decrease was noted for brinjal Rs.76.00/kg.



(Page No.02-05)

Average Retail Prices of Other Field Crops



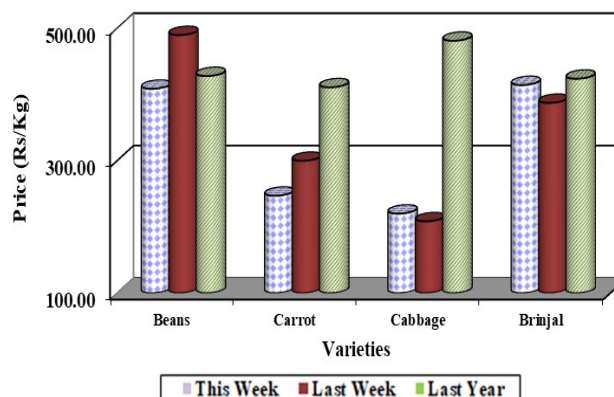
#### Vegetables



Prices of both imported red onion and big onion have decreased by Rs.82.00/kg and Rs.54.00/kg respectively. Price of Nuwara Eliya potato has increased while the price of imported potato has decreased. Price of red dhal has also decreased and the price ranged Rs.320.00-360.00/kg.

(Page No.04-05)

Average Retail Prices of Vegetables



**Rice**

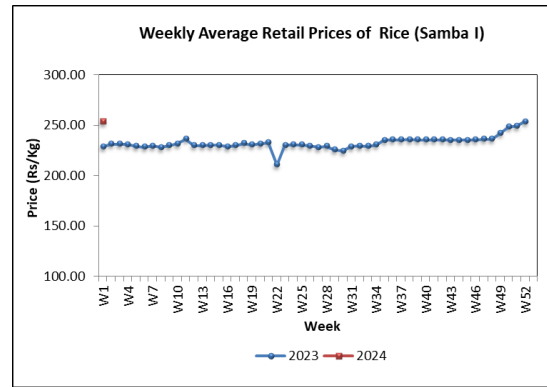
**Wholesale**

Prices of both samba grade I and II have increased by 1% and the price ranged Rs.235.00-240.00/kg and Rs.227.00-230.00/kg. Price of keeri samba has increased by 2% due to unavailability of sufficient stocks. Prices of other local rice varieties have not changed significantly. Price ranges of both nadu grade I and II were Rs.210.00-215.00/kg and Rs.205.00-208.00/kg. Average price of raw red and raw white were Rs.180.00/kg and Rs.202.50/kg respectively.

Compared to the same period of last year, prices of all other local rice varieties except raw red have increased in the range of 3%-44% while raw red has decreased by 9%.

**Retail**

Price of all local rice varieties except samba I have not changed significantly. Price of samba I has increased by Rs.1.00/kg and the price ranged Rs.230.00-260.00/kg. Prices of nadu I ranged Rs.220.00-230.00/kg. Average retail price of raw red was Rs.205.79/kg and Rs.215.50/kg reported for raw white.



Compared to the same period of last year, prices of all local rice varieties except raw red have increased in the range of 2%-11% and price of raw red have decreased by 5%.

**Paddy**

Average farm gate price of short grain paddy has increased in Anuradhapura, Nikaweratiya, Kurunegala and Kalawewa areas in the range of Rs.1.00-2.00/kg. The price ranged between Rs.120.00-131.00/kg in all the major producing areas.

The average price of keeri samba paddy has increased by Rs.6.00/kg in Kurunegala and Rs.1.00/kg in both Kalawewa and Anuradhapura areas. The price ranged between Rs.145.00-164.00/kg in all major producing areas.

The price of long grain white paddy has increased by Rs.6.00/kg and Rs.3.00/kg respectively in Ampara and Kalawewa areas. The price ranged between Rs.105.00-120.00/kg in all major producing areas. The average price of

long grain red paddy has increased by Rs.6.00/kg in Matara area. The price ranged between Rs.95.00-105.00/kg in Matara, Hambantota and Embilipitiya producing areas.

Compared to the same period of last year, the average farm gate prices of all paddy varieties except for long grain red have increased in the range of 6%-51%. While the price of long grain red has decreased by 13%-16% in all major producing areas.

### Dried Chillies

#### Wholesale

Price of imported dried chillies has decreased by 2% due to low quality of stocks and the price ranged Rs.1000.00-1050.00/kg.

Compared to the same period of last year, price of imported dried chillies has decreased by 26% respectively.

#### Retail

The prices of imported dried chillies have decreased by Rs.64.00/kg and price ranged Rs.1100.00-1300.00/kg.

Compared to the same period of last year, the prices of imported dried chillies have decreased by 30%.

### Onion

#### Wholesale

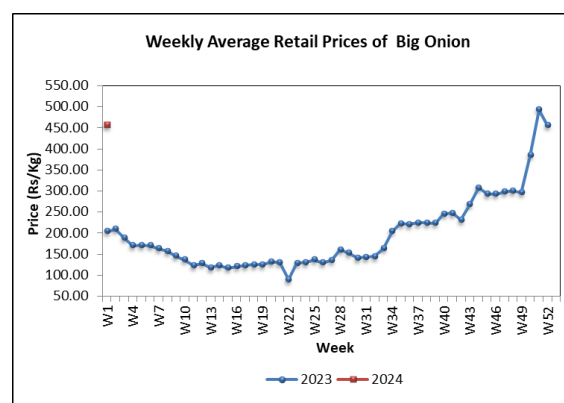
Price of imported red onion has decreased by 7% due to availability of sufficient stocks and the price ranged Rs.390.00-460.00/kg. Local red onion stocks still were not available at the markets.

Price of imported big onion has decreased by 6% due to availability of low quality stocks and the price ranged Rs.390.00-420.00/kg.

Compared to the same period of last year, price of imported red onion has decreased by 29% while the price of imported big onion has increased by 150%.

#### Retail

Prices of imported red onion have decreased by Rs.82.00/kg and the price ranged Rs.480.00-600.00/kg. Prices of imported big onion have also decreased by Rs.54.00/kg and the price ranged Rs.420.00-480.00kg.



Compared to the same period of last year, the prices of imported red onion have

decreased by 30% and prices of imported big onion has increased by 124%.

**Potato**

**Wholesale**

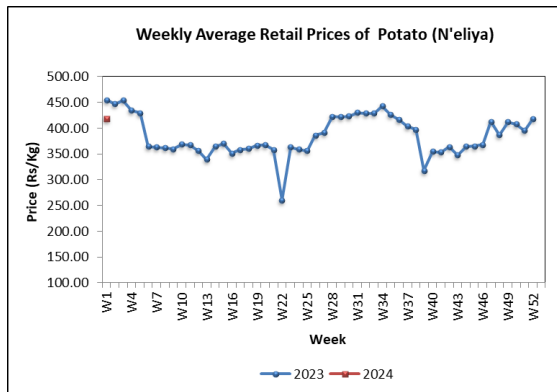
Price of Nuwara Eliya potato has increased by 7% due to unavailability of sufficient stocks and the price ranged Rs.350.00-380.00/kg.

Price of imported potato has decreased by 3% due to availability of low quality stocks at the market and the price ranged Rs.120.00-200.00/kg.

Compared to the same period of last year, prices of both Nuwara Eliya potato and imported potato have decreased by 13% and 2% respectively.

**Retail**

Prices of Nuwara Eliya potato have increased by Rs.2.00/kg and the price ranged Rs.400.00-440.00/kg. Price of import potato has decreased by Rs.15.00/kg and the price ranged Rs.180.00-220.00/kg.



Compared to the same period of last year, prices of both Nuwara Eliya and imported potato have decreased by 9% and 1% respectively.

**Pulses**

**Wholesale**

Price of green gram has increased by 13% due to unavailability of sufficient stocks and the price ranged Rs.950.00-1150.00/kg.

Price of red cowpea has decreased by 2% with availability of sufficient stocks and the price ranged Rs.1050.00-1200.00/kg

Price of red dhal has decreased by 1% and the price ranged Rs.295.00-300.00/kg.

Compared to the same period of last year, price of all pulses have decreased in the range of 11%-17% with the highest price increase noted for red dhal.

**Retail**

Except red dhal the prices of all other pulse varieties have increased. Prices of green gram, cowpea white and cowpea red have increased by Rs.6.00/kg, Rs.52.00/kg and Rs.36.00/kg respectively. Prices ranged Rs.1000.00-1400.00/kg for green gram and Rs.1200.00-1400.00/kg for both red and white cowpea. Price of red dhal has decreased by Rs.1.00/kg and price ranged Rs.320.00-360.00/kg.

Compared to the same period of last year, prices of all pulse varieties have decreased in the range of 5%-11%.

### **Vegetable**

#### **Wholesale**

Prices of all up-country vegetables have increased due to decreased supply with the prevailing unfavorable rainy weather condition in most of the major producing areas. While prices of certain low country vegetable have decreased.

Considering up country vegetables, the highest price increase was reported for leeks as 66% followed by carrot as 54% due to decreased supply from Nuwara Eliya area. Price of knolkhol has increased by 18% due to decreased supply from Kandy area. Prices of both beans and beetroot have increased by 5%.

Prices of tomato has increased by 16% due to decreased supply from Balangoda and Bandarawela areas and the price of capsicum has increased by 35% due to decreased supply from Nuwara Eliya area.

Considering low country vegetables, the highest price decrease was reported for cucumber as 17% due to increased supply from all major producing areas. Prices of brinjal, luffa and ash plantain have decreased by 13% due to increased supply from major producing areas.

Price of long beans has decreased by 11% due to increased supply from Embilipitiya and Puttalam areas. However, prices of ladies fingers and pumpkin have increased by 13% and 5% respectively due to decreased supply from Dambulla and Mahavilachchiya areas respectively.

Price of green chilies has increased by 20% due to decreased supply from Nochchiyagama area and the price of lime has increased by 3%.

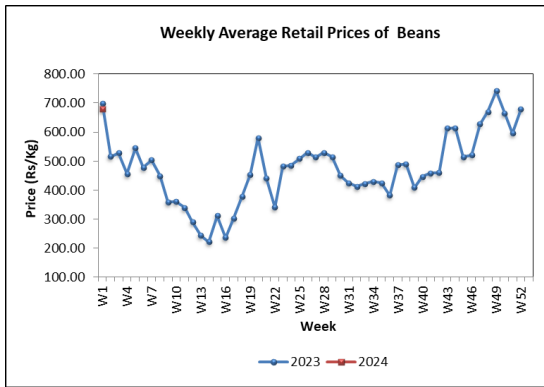
Compared to the same period of last year, prices of most of the vegetable have increased with the highest being reported for green chilies as 323%.

#### **Retail**

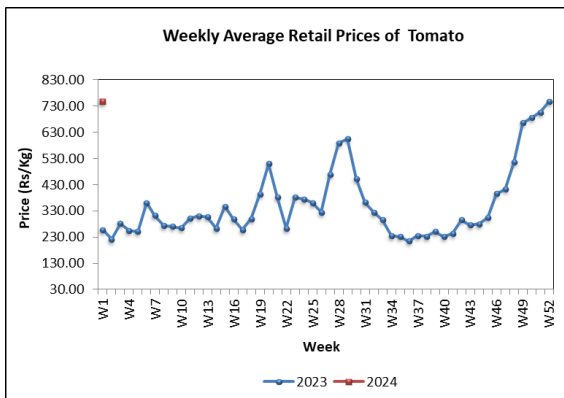
In line with the increased of wholesale prices, prices of all up country vegetables have increased while prices of most of the low country vegetables have decreased.

Considering up country varieties the highest price increase was reported for carrot as Rs.209.00/kg followed by cabbage as Rs.150.00/kg. Prices of leeks and beetroot have also increased by Rs.143.00/kg and Rs.106.00/kg respectively. Price of knolkhol and beans have increased Rs.57.00/kg and Rs.10.00/kg respectively. Also prices of raddish has increased by Rs.5.00/kg.

## Weekly Food Commodities Bulletin



Prices of tomato and capsicum have increased by Rs.102.00/kg and Rs.49.00/kg respectively.



Considering low country varieties, the highest price decrease was reported for brinjal as Rs.76.00/kg followed by both cucumber and bitter melon as Rs.24.00/kg. Prices of long beans, luffa, snake gourd and ash plantain have decreased in the range of Rs.4.00-12.00/kg. However, prices of ladies fingers and pumpkin have increased by Rs.5.00/kg and Rs.4.00/kg respectively. Further, prices of green chilies have increased by Rs.180.00/kg and the prices of lime has increased by Rs.9.00/kg.

Compared to the same period of last year, prices of most of vegetable varieties have

increased and the highest price increase was reported for green chilies as 236%.

### Coconut

#### Wholesale

Prices of large and small nuts have decreased by 5% and 4% respectively. Price ranges were Rs.95.00-100.00 for a large nut and Rs.80.00-92.00 for a small nut.

Compared to the same period of last year, prices of large nut have increased by 3%.

#### Retail

Prices of both large and small nuts have decreased by Rs.4.00/nut. Price ranges were Rs.105.00-120.00 for a large nut and Rs.85.00-100.00 for a small nut.

Compared to the same period of last year, prices of large and small nuts have increased 5% and 3% respectively.

### Fruits

#### Wholesale

Price of most fruit varieties have increased due to limited supply. The highest price increase was reported as 119% for vilad mango and the price of karthakolomban mango has increased by 18% due to availability of good quality stocks. Price of passion fruit has increased by 55% due to availability of limited stocks. Further, price of both papaw and wood apple have

increased by 28% while price of all banana varieties have increased in the range of 6%-28% due to limited stocks position. In addition, prices of all sizes of pineapple have increased in the range of 3%-12% with availability of quality stocks. Price of avocado has increased by 2%.

However, price of slime apple has decreased by 10% while price of orange has decreased by 2% with availability of low quality stocks. Price of imported grapes and king coconut have decreased slightly.

Compared to the same period of last year, prices of most of the fruit varieties have increased with the highest price increase being reported as 192% for orange.

### **Retail**

Prices of most of the fruit varieties have increased in line with increased wholesale prices. The highest price increase of Rs.34.00/fruit was reported for medium sized pineapple due to unavailability of sufficient stocks in the market. Moreover, the prices of large and small sized pineapple have increased by Rs.26.00/fruit and Rs.23.00/fruit respectively

In addition, the prices of papaw and passion fruit have increased by Rs.19.00/kg and Rs.15.00/fruit respectively. Further, prices

of seeni, kolikuttu and ambul banana varieties have increased in the range of Rs.4.00-21.00/kg due to unavailability of sufficient stocks. Prices of karthakolomban and wood apple have also increased by Rs.8.00/fruit and Rs.10.00/fruit respectively.

Meanwhile, the highest prices decrease of Rs.12.00/fruit was reported for king coconut due to low demand. Moreover, the price of imported grapes has decreased by Rs.11.00/kg.

Compared to the same period of last year, prices of most of fruit varieties have increased and the highest price increase was reported for orange as 87%.

### **Fresh Fish**

#### **Wholesale**

Wholesale prices of most of the fresh fish types have decreased due to increased wholesale supply. The highest price decrease was noted for mora due to high supply from Northern areas and the price ranged between Rs.800.00-950.00/kg. A price decrease of 12% was noted for hurulla due to high supply from Kalpitiya and Mullaitivu areas and the price ranged between Rs.600.00-750.00/kg. Likewise, a price decrease of 10% was noted for thora due to high supply from Beruwala and Trincomalee areas and the price



## Weekly Food Commodities Bulletin

ranged between Rs.2000.00-2800.00/kg. Also, the wholesale prices of shrimps, kelawalla and paraw have decreased by 4%-7% respectively.

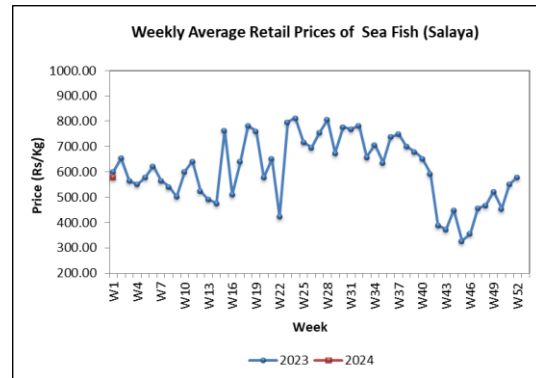
However, a price increase of 18% was noted for salaya due to low supply from Trincomalee and Mannar areas and the price ranged between Rs.280.00-500.00/kg. Likewise, a price increase of 11% was noted for thalapath due to low supply from Negombo, Beruwala and Valachchenai area and the price ranged between Rs.1500.00-2300.00/kg. In addition, price of balaya has increased by 9%.

Compared to the same period of last year, prices of most of the fresh fish types have increased in the range of 4%-24% and the highest price increase was noted for balaya.

### Retail

Prices of all types of fresh fish except salaya have decreased in line with decreased wholesale prices. The highest price decrease was reported for paraw Rs.203.00/kg followed by Rs.195.00/kg for thora and Rs.171.00/kg for balaya. The rest has decreased in the range of Rs.5.00-79.00/kg.

However, price of salaya has increased by Rs.15.00/kg due to limited supply.



Compared to the same period of last year, prices of all types of fresh fish except shrimps have decreased in the range of 1%-10% and the highest price decrease was reported for balaya.

### Dried Fish

#### Wholesale

Due to decrease of local dried fish supply, prices of most of the local and imported dried fish types have increased. The highest price increase of 14% was noted for local salaya due to low supply from Mannar, Chilaw and Puttalam areas and the price ranged Rs.400.00-550.00/kg. A price increase of 5% was noted for imported kattawa due to low supply from Oman and Indonesia and the price ranged between Rs.1280.00-1400.00/kg. Likewise, a price increase of 4% was noted for local sprats due to low supply from Trincomalee, Mannar and Jaffna areas and the price ranged between Rs.1300.00-1450.00/kg. In addition, price of local mora has increased by 2% and



price of both local balaya and imported sprats have increased by 1% respectively.

However, a price decrease of 4% was noted for local maduwa due to high supply from Negombo and Jaffna areas and the price ranged Rs.1280.00-1400.00/kg.

Compared to the same period of last year, prices of most of the dried fish types have increased in the range of 1%-12% and the highest price increase was reported for local maduwa.

### **Retail**

In line with increased wholesale prices, retail prices of most types of dried fish have also increased. The highest price increase of Rs.89.00/kg was reported for local sprats. Prices of mora has increased by Rs.13.00/kg. Prices of kattawa and balaya have increased by Rs.12.00/kg and Rs.1.00/kg respectively.

However, prices of salaya, Anguluwa and imported sprats have decreased by Rs.104.00/kg, Rs.88.00/kg and Rs.30.00/kg respectively due to low demand.

Compared to the same period of last year, prices of most types of dried fish have decreased in the range of 1%-20% and the highest price decrease was reported for salaya.

### **Eggs**

#### **Wholesale**

Prices of brown and white eggs have decreased by 8% and 7% respectively and their prices ranged between Rs.51.00-55.00/egg and Rs.49.00-52.00/egg respectively.

Compared to the same period of last year, price of white egg has decreased by 17%.

#### **Retail**

Prices of both brown and white eggs have decreased by Rs.3.00/egg due to availability of imported eggs at the market. Price ranged Rs.51.00-54.00/egg for white eggs and average price of a brown egg was Rs.55.00/egg.

Compared to the same period of last year, prices of both brown and white eggs have decreased by 12% and 15% respectively.

### **Meat**

#### **Retail**

Price of beef has increased further by Rs.67.00/kg due to limited supply. Price of skin less broiler chicken has increased by Rs.3.00/kg. However, prices of skinless curry chicken and mutton have decreased by Rs.104.00/kg and Rs.50.00/kg respectively. Price of pork has not changed significantly.

Compared to the same period of last year, prices of most types of meat have increased in the range of 7% -23% with the highest price increase being reported for beef.

#### EXPLANATORY NOTE

The Food Commodities Bulletin is a weekly publication containing information relating to wholesale and retail prices of selected food commodities in nine selected markets in and around Colombo and main markets in the major producing areas.

The information is analyzed and presented as prevailing prices, price ranges, averages, and a comparison of weekly prices. The changes in prices reported are always with price prevailed during the previous week unless otherwise stated.

The frequency of collection of wholesale price information is twice a week (i.e. Tuesday and Friday) while with retail prices, it is thrice a week (i.e. Friday, Monday, and Tuesday).

**Table 01: Selected Markets: Wholesale Price of Rice (Rs/50Kg Bag)**

Week 01: 29 December 2023-04 January 2024

LOCATIONS	Rice Varieties													
	Samba 1		Samba 2		Keeri Samba		Nadu 1		Nadu 2		Raw Red		Raw White	
Colombo	11750	12000	11350	11500	15750	16500	10500	10750	10250	10400	8750	9250	10000	10250
Divulapitiya	11500	12700	11200	11500	15500	15750	10500	10800	10000	10400	9000	9300	9500	9900
Kurunegala	12200	12200	11400	11500	16000	16000	-	-	10000	10150	9250	9250	9500	9750
Nikaweratiya	12250	12250	11250	11250	15000	16250	10650	10700	9950	10100	9000	9500	9500	10500
Badulla	-	-	-	-	-	-	-	-	-	-	-	-	-	-
Puttalam	-	-	11350	11500	-	-	10700	10800	9750	10250	10250	10350	9650	10250
Dambulla	11800	11900	11400	11450	-	-	10650	10700	10000	10100	9500	9650	9500	9750
Anuradhapura	11750	11750	11450	11450	15500	16000	10750	10900	-	-	10000	10250	9750	10250
Tambuttegama	-	-	11250	11500	-	-	-	-	-	-	-	-	9750	10100
Polonnaruwa	11250	11500	-	-	15250	15750	10700	10750	9700	9750	10200	10250	9700	9750
Kalutara	-	-	11400	11500	-	-	-	-	10350	10450	8900	9100	10150	10400
Ampara	-	-	-	-	-	-	11000	11000	10850	11000	9250	9250	9250	9750
Kandy	11750	11900	11250	11400	15750	16000	10500	10750	10200	10250	9150	9250	9750	10150
Moneragala	11750	11750	11450	11450	15500	16000	10950	11250	-	-	8750	9250	9250	9750
Kegalle	-	-	-	-	-	-	-	-	-	-	-	-	-	-
Dehiattakandiya	12000	12500	-	-	15000	16750	10750	10900	10400	10400	10250	10250	9750	10250
Hambantota	11750	12000	-	-	-	-	-	-	-	-	8000	8250	9500	9750
Matara	-	-	-	-	-	-	10500	10800	-	-	8300	8500	9850	10250
Galle	13000	13750	-	-	17000	17250	10750	10900	-	-	8500	9250	10000	10500
Meegoda	-	-	11450	11500	-	-	-	-	10000	10350	8500	8750	9700	9800
Tissamaharama	11750	12750	-	-	17750	18750	10750	11000	10100	10300	7900	8000	9500	10250
Embilipitiya	-	-	11450	11500	-	-	10500	10600	9950	10050	7950	8200	9650	9750
Jaffna	12000	12250	-	-	16000	16750	10500	10750	9750	10250	8750	9000	10000	10250
Vavuniya	-	-	-	-	-	-	10500	10600	10450	10450	8750	8900	9900	10250
Mannar	12000	12250	-	-	16500	17000	10500	10750	10100	10250	9000	9250	10000	10250
Killinochchi	11750	12900	-	-	16250	16500	10500	10750	9750	10000	8750	9000	10000	10500
Mullattivu	-	-	-	-	-	-	-	-	-	-	-	-	-	-
Batticaloa	11600	11800	-	-	15950	16000	10500	10650	10000	10100	9000	9100	10400	10600
Trincomalee	11750	12000	-	-	15250	15750	10400	10500	9700	10250	8750	9000	10250	10500
Galenbindunuwew	11450	11800	-	-	15500	16000	10750	10850	10500	10500	9750	10250	9750	10250
Matale	11250	12250	-	-	-	-	10600	10750	10000	10250	9500	9900	9750	10000

**Table 02: Selected Markets: Retail Price of Rice (Rs/Kg)**

Week 01: 29 December 2023-04 January 2024

11

LOCATIONS	Rice Varieties													
	Samba 1		Samba 2		Keeri Samba		Nadu 1		Nadu 2		Raw Red		Raw White	
Colombo	230.00 –	260.00	–	–	–	–	220.00 –	230.00	220.00 –	220.00	190.00 –	220.00	210.00 –	220.00
Gampaha	250.00 –	260.00	230.00 –	240.00	320.00 –	320.00	220.00 –	220.00	215.00 –	220.00	200.00 –	200.00	210.00 –	210.00
Kurunegala	250.00 –	250.00	230.00 –	230.00	330.00 –	330.00	220.00 –	220.00	–	–	200.00 –	200.00	210.00 –	220.00
Nikaweratiya	260.00 –	260.00	230.00 –	230.00	340.00 –	340.00	220.00 –	220.00	200.00 –	210.00	200.00 –	210.00	200.00 –	210.00
Dambulla	240.00 –	242.00	230.00 –	230.00	330.00 –	340.00	216.00 –	220.00	208.00 –	210.00	195.00 –	205.00	195.00 –	205.00
Anuradhapura	230.00 –	240.00	–	–	320.00 –	330.00	220.00 –	220.00	–	–	210.00 –	210.00	200.00 –	210.00
Thambuththegama	–	–	230.00 –	235.00	310.00 –	330.00	220.00 –	220.00	210.00 –	220.00	208.00 –	210.00	207.00 –	210.00
Polonnaruwa	230.00 –	240.00	–	–	310.00 –	320.00	218.00 –	220.00	195.00 –	200.00	210.00 –	210.00	195.00 –	200.00
Kaluthara	–	–	235.00 –	240.00	–	–	–	–	215.00 –	220.00	195.00 –	200.00	210.00 –	215.00
Badulla	–	–	–	–	–	–	–	–	–	–	–	–	–	–
Keppetipola	244.00 –	246.00	234.00 –	236.00	340.00 –	345.00	217.00 –	220.00	210.00 –	212.00	185.00 –	189.00	199.00 –	205.00
Moneragala	230.00 –	240.00	–	–	320.00 –	330.00	220.00 –	230.00	–	–	180.00 –	190.00	190.00 –	200.00
Kegalle	260.00 –	270.00	–	–	–	–	220.00 –	220.00	210.00 –	215.00	210.00 –	220.00	210.00 –	220.00
Ampara	270.00 –	270.00	230.00 –	240.00	300.00 –	350.00	220.00 –	220.00	215.00 –	220.00	195.00 –	195.00	195.00 –	210.00
Dehiattakandiya	245.00 –	260.00	–	–	310.00 –	340.00	218.00 –	220.00	210.00 –	210.00	210.00 –	210.00	200.00 –	210.00
Nuwaraeliya	244.00 –	246.00	236.00 –	240.00	345.00 –	350.00	217.00 –	220.00	210.00 –	214.00	185.00 –	188.00	202.00 –	206.00
Kandy	250.00 –	260.00	230.00 –	235.00	330.00 –	340.00	220.00 –	220.00	210.00 –	215.00	195.00 –	200.00	200.00 –	210.00
Puttalam	–	–	230.00 –	235.00	–	–	220.00 –	220.00	200.00 –	210.00	205.00 –	215.00	197.00 –	210.00
Hambantota	240.00 –	250.00	–	–	–	–	–	–	–	–	165.00 –	175.00	195.00 –	205.00
Rathnapura	–	–	–	–	–	–	–	–	–	–	–	–	–	–
Matara	240.00 –	260.00	–	–	330.00 –	340.00	220.00 –	220.00	–	–	170.00 –	175.00	200.00 –	210.00
Galle	260.00 –	270.00	–	–	340.00 –	350.00	220.00 –	220.00	–	–	180.00 –	195.00	210.00 –	210.00
Tissamaharama	240.00 –	260.00	–	–	360.00 –	380.00	220.00 –	230.00	–	–	155.00 –	165.00	195.00 –	210.00
Meegoda (DEC)	–	–	230.00 –	240.00	–	–	–	–	205.00 –	215.00	180.00 –	190.00	200.00 –	205.00
Embilipitiya	230.00 –	250.00	–	–	300.00 –	320.00	215.00 –	220.00	205.00 –	210.00	165.00 –	175.00	195.00 –	210.00
Jaffna	250.00 –	250.00	–	–	330.00 –	335.00	220.00 –	225.00	210.00 –	215.00	185.00 –	190.00	210.00 –	220.00
Vavuniya	–	–	–	–	–	–	218.00 –	220.00	–	–	190.00 –	194.00	210.00 –	214.00
Mannar	248.00 –	250.00	–	–	345.00 –	350.00	220.00 –	230.00	210.00 –	215.00	190.00 –	200.00	210.00 –	220.00
Killinochchi	245.00 –	250.00	–	–	340.00 –	350.00	220.00 –	225.00	200.00 –	210.00	185.00 –	190.00	220.00 –	225.00
Mullaittivu	–	–	–	–	–	–	–	–	–	–	–	–	–	–
Batticaloa	240.00 –	245.00	–	–	325.00 –	330.00	216.00 –	220.00	205.00 –	206.00	184.00 –	188.00	215.00 –	220.00
Trincomalee	245.00 –	250.00	–	–	330.00 –	340.00	215.00 –	220.00	200.00 –	205.00	185.00 –	190.00	215.00 –	220.00
Hanguranketha	245.00 –	245.00	230.00 –	240.00	–	–	216.00 –	220.00	205.00 –	215.00	185.00 –	190.00	198.00 –	212.00
Veyangoda	245.00 –	250.00	230.00 –	230.00	310.00 –	320.00	220.00 –	220.00	210.00 –	210.00	190.00 –	190.00	200.00 –	205.00
Galenbindunuwewa	230.00 –	240.00	–	–	320.00 –	330.00	218.00 –	220.00	215.00 –	215.00	200.00 –	210.00	200.00 –	210.00
Bandarawela	–	–	228.00 –	230.00	320.00 –	330.00	–	–	210.00 –	215.00	185.00 –	195.00	205.00 –	210.00
Matale	240.00 –	250.00	230.00 –	230.00	340.00 –	345.00	215.00 –	220.00	205.00 –	210.00	200.00 –	205.00	200.00 –	205.00

**Table 04: Selected Markets: Wholesale Price of Subsidiary Food (Rs/50Kg)**

Week 01: 29 December 2023-04 January 2024

LOCATION	Dried Chillies	Red Onion		Big Onion	Potato			Pulses		
	Imported	Imported	Local		Imported	Welimada	Nuwara Eliya	Green Gram	Cowpea	Red Dhal
Colombo	50000 - 52500	19500 - 23000	-	19500 - 21000	6000 - 10000	-	17500 - 19000	47500 - 57500	52500 - 57500	14750 - 15000
Kurunegala	48750 - 51500	24000 - 24000	-	20000 - 21000	6500 - 7000	-	-	52500 - 55000	55000 - 55000	14750 - 15000
Nikaweratiya	47500 - 53750	21500 - 23500	-	20500 - 22000	6900 - 7250	-	-	47500 - 49250	-	14650 - 14850
Dehiattakandiya	50000 - 54000	22500 - 28000	-	20000 - 23250	7500 - 9250	-	-	-	-	15000 - 16500
Dambulla (DEC)	40000 - 42500	23000 - 24000	-	19000 - 21000	6000 - 6500	-	17000 - 17500	40000 - 42500	42000 - 42500	14750 - 15000
Anuradhapura	55000 - 57500	25000 - 27500	-	21000 - 24000	7000 - 8250	-	-	47500 - 55000	55000 - 60000	15000 - 15500
Thambuththegama	49000 - 55000	22500 - 24500	-	19500 - 21000	6250 - 6500	-	17000 - 17500	-	-	14600 - 15250
Polonnaruwa	57000 - 59000	25000 - 26500	-	22000 - 23500	10000 - 10250	-	19500 - 20500	48000 - 52000	50000 - 50000	15500 - 16250
Kaluthara	52000 - 54000	21500 - 22000	-	20000 - 20500	7000 - 7500	-	18500 - 19000	46000 - 48000	57000 - 57500	14750 - 15000
Puttalam	45000 - 52500	-	22000 - 25000	20000 - 22000	8000 - 8500	-	20000 - 21500	45000 - 47000	-	15350 - 15750
Kandy	55000 - 57500	22000 - 23000	-	20000 - 21000	6500 - 7500	-	18000 - 18250	45000 - 47500	52500 - 55000	15000 - 15250
Matara	55000 - 57500	24000 - 25500	-	22000 - 22500	8000 - 8500	-	18000 - 18500	46000 - 50000	50000 - 55000	15250 - 15750
Hambantota	51000 - 56000	24000 - 26000	-	24000 - 26000	7500 - 8000	-	-	40000 - 45000	47500 - 55000	14750 - 15250
Kegalle	52500 - 59500	22500 - 26000	-	19500 - 20000	6750 - 7000	-	17500 - 17800	45000 - 46000	55500 - 56000	15400 - 15500
Galle	57500 - 61500	27500 - 29000	-	21000 - 23750	9000 - 10000	-	-	45000 - 47500	42500 - 55000	15000 - 16000
Tissamaharama	52500 - 55000	24000 - 26000	-	21000 - 22500	8000 - 10000	-	-	39000 - 42500	47500 - 52000	15250 - 16250
Meegoda (DEC)	50000 - 51500	19500 - 22000	-	19000 - 20000	6000 - 6500	-	17000 - 17500	47500 - 51000	52500 - 56000	14750 - 15000
Jaffna	50000 - 52500	-	19000 - 21000	19000 - 22000	6500 - 7000	-	-	46000 - 47000	52500 - 55000	15000 - 15500
Vavuniya	57500 - 59000	-	-	20500 - 21500	7500 - 7750	-	-	47000 - 48000	-	15000 - 15300
Mannar	52500 - 55000	23000 - 24000	-	22250 - 22500	8000 - 8500	-	-	50000 - 52500	-	15300 - 15500
Killinochchi	52500 - 54000	-	-	22000 - 23000	7000 - 8000	-	-	47500 - 50000	-	15250 - 15750
Mullattivu	-	-	-	-	-	-	-	-	-	-
Batticaloa	53500 - 55250	25000 - 25250	-	23000 - 23750	8750 - 9000	-	21500 - 22500	49000 - 50000	54000 - 54750	15000 - 15250
Trincomalee	52500 - 55000	24000 - 27000	-	22000 - 24000	7000 - 8000	-	-	47500 - 50000	-	15250 - 15750
Galenbindunuwewa	55000 - 57500	25000 - 26000	-	23500 - 24500	8000 - 8500	-	-	49000 - 55000	52500 - 55000	15000 - 16000
Matale	47500 - 52500	23000 - 25000	-	21000 - 22000	6750 - 7000	-	-	47500 - 50000	50000 - 50000	14900 - 15000

**Table 05: Selected Markets: Retail Price of Subsidiary Food Crops (Rs/Kg)**

Week 01: 29 December 2023-04 January 2024

LOCATIONS	Dried Chillies	Red Onion		Big Onion	Potato			Pulses		
	Imported	Imported	Local		Imported	Welimada	Nuwara Eliya	Green Gram	Cowpea	Red Dhal
Colombo	1100.00 - 1300.00	480.00 - 600.00	-	420.00 - 480.00	180.00 - 220.00	-	400.00 - 440.00	1000.00 - 1400.00	1200.00 - 1400.00	320.00 - 360.00
Gampaha	1280.00 - 1380.00	560.00 - 600.00	-	500.00 - 520.00	240.00 - 260.00	-	440.00 - 480.00	920.00 - 1000.00	1300.00 - 1360.00	320.00 - 360.00
Kurunegala	1200.00 - 1300.00	560.00 - 600.00	-	480.00 - 500.00	200.00 - 240.00	-	380.00 - 400.00	1200.00 - 1200.00	1300.00 - 1300.00	340.00 - 350.00
Nikaweratiya	1150.00 - 1300.00	500.00 - 600.00	-	460.00 - 600.00	160.00 - 200.00	-	400.00 - 440.00	950.00 - 1050.00	1100.00 - 1100.00	330.00 - 340.00
Dambulla	1100.00 - 1150.00	560.00 - 580.00	-	480.00 - 520.00	160.00 - 180.00	-	420.00 - 440.00	950.00 - 1000.00	1000.00 - 1100.00	320.00 - 325.00
Anuradhapura	1150.00 - 1300.00	600.00 - 650.00	-	460.00 - 560.00	160.00 - 200.00	-	-	1000.00 - 1200.00	1150.00 - 1300.00	320.00 - 340.00
Thambuththegama	1100.00 - 1250.00	640.00 - 720.00	-	420.00 - 550.00	170.00 - 180.00	-	-	950.00 - 1000.00	-	310.00 - 340.00
Polonnaruwa	1200.00 - 1260.00	510.00 - 540.00	-	450.00 - 480.00	180.00 - 210.00	-	380.00 - 420.00	1000.00 - 1100.00	1200.00 - 1200.00	320.00 - 340.00
Kaluthara	1160.00 - 1180.00	540.00 - 560.00	-	480.00 - 500.00	180.00 - 200.00	-	420.00 - 440.00	1000.00 - 1180.00	1200.00 - 1300.00	315.00 - 320.00
Badulla	-	-	-	-	-	-	-	-	-	-
Keppetipola	1280.00 - 1300.00	540.00 - 580.00	-	540.00 - 580.00	250.00 - 270.00	380.00 - 400.00	-	1100.00 - 1200.00	1100.00 - 1150.00	310.00 - 320.00
Moneragala	1200.00 - 1300.00	560.00 - 600.00	-	460.00 - 560.00	180.00 - 200.00	-	380.00 - 400.00	1000.00 - 1200.00	1100.00 - 1200.00	320.00 - 340.00
Kegalle	1100.00 - 1300.00	560.00 - 600.00	-	450.00 - 480.00	190.00 - 210.00	-	440.00 - 450.00	950.00 - 980.00	1180.00 - 1200.00	320.00 - 380.00
Ampara	1170.00 - 1300.00	570.00 - 600.00	-	460.00 - 520.00	180.00 - 200.00	-	440.00 - 440.00	970.00 - 1000.00	-	310.00 - 320.00
Dehiattakandiya	1100.00 - 1100.00	500.00 - 600.00	-	400.00 - 480.00	180.00 - 200.00	-	-	-	-	310.00 - 340.00
Nuwaraeliya	1280.00 - 1320.00	550.00 - 580.00	-	480.00 - 520.00	260.00 - 280.00	-	400.00 - 440.00	1100.00 - 1150.00	1150.00 - 1200.00	315.00 - 320.00
Kandy	1200.00 - 1300.00	680.00 - 700.00	-	520.00 - 540.00	200.00 - 240.00	-	420.00 - 440.00	1000.00 - 1050.00	1180.00 - 1240.00	330.00 - 340.00
Puttalam	1100.00 - 1200.00	-	600.00 - 720.00	480.00 - 560.00	200.00 - 240.00	-	440.00 - 480.00	1000.00 - 1100.00	1100.00 - 1200.00	315.00 - 330.00
Rathnapura	-	-	-	-	-	-	-	-	-	-
Hambantota	1200.00 - 1250.00	520.00 - 640.00	-	480.00 - 550.00	180.00 - 200.00	-	-	950.00 - 1000.00	1100.00 - 1200.00	320.00 - 330.00
Matara	1200.00 - 1250.00	520.00 - 640.00	-	480.00 - 520.00	180.00 - 200.00	-	380.00 - 420.00	950.00 - 1100.00	1100.00 - 1200.00	320.00 - 340.00
Galle	1200.00 - 1300.00	600.00 - 680.00	-	450.00 - 480.00	200.00 - 220.00	-	-	950.00 - 1150.00	1000.00 - 1300.00	320.00 - 340.00
Tissamaharama	1150.00 - 1200.00	550.00 - 620.00	-	480.00 - 520.00	180.00 - 280.00	-	-	900.00 - 950.00	1000.00 - 1100.00	320.00 - 340.00
Meegoda (DEC)	1100.00 - 1200.00	-	-	450.00 - 480.00	160.00 - 200.00	-	-	960.00 - 1050.00	1080.00 - 1200.00	320.00 - 330.00
Embilipitiya	1200.00 - 1300.00	480.00 - 520.00	-	450.00 - 500.00	160.00 - 200.00	-	380.00 - 400.00	900.00 - 1000.00	1050.00 - 1200.00	310.00 - 390.00
Jaffna	1200.00 - 1250.00	-	450.00 - 470.00	470.00 - 500.00	-	-	-	960.00 - 1000.00	1150.00 - 1200.00	320.00 - 325.00
Vavuniya	1250.00 - 1350.00	-	-	480.00 - 500.00	180.00 - 200.00	-	-	1100.00 - 1160.00	-	319.00 - 324.00
Mannar	1150.00 - 1300.00	550.00 - 600.00	-	460.00 - 500.00	180.00 - 200.00	-	-	1100.00 - 1200.00	-	320.00 - 350.00
Killinochchi	1120.00 - 1150.00	-	-	500.00 - 530.00	180.00 - 220.00	-	-	1050.00 - 1100.00	-	325.00 - 335.00
Mullaittivu	-	-	-	-	-	-	-	-	-	-
Batticaloa	1150.00 - 1200.00	550.00 - 720.00	-	520.00 - 560.00	200.00 - 220.00	-	480.00 - 520.00	1060.00 - 1100.00	1150.00 - 1180.00	324.00 - 330.00
Trincomalee	1150.00 - 1200.00	640.00 - 680.00	-	550.00 - 580.00	210.00 - 240.00	-	-	1050.00 - 1100.00	-	320.00 - 330.00
Hanguranketha	1150.00 - 1250.00	540.00 - 600.00	-	480.00 - 520.00	160.00 - 200.00	-	-	970.00 - 1150.00	1150.00 - 1200.00	310.00 - 330.00
Veyangoda	1200.00 - 1250.00	540.00 - 560.00	-	450.00 - 520.00	165.00 - 240.00	-	400.00 - 460.00	1000.00 - 1100.00	1200.00 - 1300.00	310.00 - 320.00
Galenbindunuwewa	1140.00 - 1200.00	520.00 - 560.00	-	480.00 - 520.00	170.00 - 180.00	-	-	1000.00 - 1200.00	1100.00 - 1300.00	320.00 - 330.00
Bandarawela	1200.00 - 1300.00	560.00 - 600.00	-	520.00 - 560.00	180.00 - 200.00	300.00 - 320.00	-	1100.00 - 1200.00	1200.00 - 1300.00	320.00 - 340.00
Matale	1100.00 - 1150.00	500.00 - 600.00	-	450.00 - 480.00	160.00 - 200.00	-	-	1040.00 - 1100.00	1100.00 - 1200.00	320.00 - 330.00

**Table 06: Selected Markets: Wholesale Price of Vegetables(Rs/Kg)**

Week 01: 29 December 2023-04 January 2024

Locations	Butter Beans	Green Beans	Carrot	Leeks	Beetroot	Knolkhol
Colombo	-	450.00 - 550.00	600.00 - 680.00	300.00 - 420.00	380.00 - 450.00	250.00 - 280.00
Meegoda (DEC)	-	600.00 - 650.00	760.00 - 780.00	350.00 - 370.00	450.00 - 630.00	-
Dambulla (DEC)	-	400.00 - 450.00	550.00 - 650.00	300.00 - 350.00	600.00 - 630.00	340.00 - 360.00
Keppetipola (DEC)	-	550.00 - 600.00	400.00 - 450.00	300.00 - 330.00	350.00 - 400.00	280.00 - 320.00
Norochchole (DEC)	-	-	-	-	520.00 - 600.00	-
Nuwara Eliya	-	570.00 - 600.00	660.00 - 680.00	280.00 - 320.00	380.00 - 420.00	260.00 - 320.00
Kandy	-	450.00 - 500.00	600.00 - 620.00	300.00 - 330.00	540.00 - 550.00	280.00 - 300.00
Hambantota	-	600.00 - 700.00	600.00 - 700.00	350.00 - 410.00	-	-
Thambuththegama (DEC)	-	400.00 - 460.00	730.00 - 760.00	330.00 - 360.00	580.00 - 600.00	-
Jaffna	-	440.00 - 460.00	840.00 - 855.00	440.00 - 460.00	550.00 - 560.00	-
Bandarawela	-	550.00 - 580.00	450.00 - 480.00	260.00 - 300.00	400.00 - 420.00	260.00 - 280.00
Veyangoda	-	650.00 - 700.00	630.00 - 700.00	350.00 - 380.00	460.00 - 520.00	280.00 - 320.00

Locations	Raddish	Cabbage	Tomato	Ladies Fingers	Brinjal	Capsicum
Colombo	120.00 - 180.00	400.00 - 480.00	450.00 - 650.00	120.00 - 180.00	450.00 - 500.00	550.00 - 650.00
Meegoda (DEC)	180.00 - 200.00	450.00 - 480.00	700.00 - 730.00	180.00 - 230.00	480.00 - 550.00	650.00 - 680.00
Moneragala	180.00 - 220.00	500.00 - 550.00	700.00 - 750.00	160.00 - 200.00	350.00 - 400.00	550.00 - 600.00
Dambulla (DEC)	100.00 - 120.00	350.00 - 400.00	550.00 - 620.00	150.00 - 160.00	450.00 - 500.00	500.00 - 600.00
Keppetipola (DEC)	120.00 - 140.00	350.00 - 400.00	550.00 - 600.00	160.00 - 170.00	380.00 - 420.00	560.00 - 600.00
Norochchole (DEC)	90.00 - 140.00	300.00 - 450.00	300.00 - 400.00	140.00 - 180.00	300.00 - 380.00	600.00 - 700.00
Nuwara Eliya	150.00 - 160.00	460.00 - 480.00	560.00 - 600.00	160.00 - 180.00	460.00 - 500.00	560.00 - 620.00
Kandy	120.00 - 140.00	400.00 - 450.00	500.00 - 550.00	160.00 - 170.00	450.00 - 480.00	480.00 - 500.00
Hambantota	200.00 - 250.00	430.00 - 520.00	500.00 - 550.00	150.00 - 200.00	380.00 - 450.00	600.00 - 650.00
Thambuththegama (DEC)	100.00 - 140.00	400.00 - 440.00	430.00 - 480.00	170.00 - 200.00	400.00 - 500.00	580.00 - 650.00
Tissamaharama	220.00 - 250.00	450.00 - 550.00	500.00 - 550.00	150.00 - 180.00	400.00 - 450.00	600.00 - 650.00
Jaffna	225.00 - 240.00	500.00 - 520.00	730.00 - 760.00	190.00 - 210.00	550.00 - 570.00	530.00 - 550.00
Bandarawela	120.00 - 140.00	380.00 - 400.00	550.00 - 580.00	-	380.00 - 420.00	550.00 - 600.00
Veyangoda	160.00 - 190.00	420.00 - 480.00	600.00 - 680.00	200.00 - 220.00	520.00 - 550.00	650.00 - 700.00

Locations	Pumpkin	Cucumber	Bitter Gourd	Snake Gourd	Drumstick	Luffa
Colombo	150.00 - 180.00	70.00 - 120.00	280.00 - 400.00	180.00 - 200.00	-	250.00 - 350.00
Meegoda (DEC)	150.00 - 170.00	100.00 - 130.00	400.00 - 450.00	180.00 - 220.00	-	300.00 - 350.00
Moneragala	180.00 - 220.00	160.00 - 180.00	450.00 - 500.00	240.00 - 300.00	-	450.00 - 550.00
Dambulla (DEC)	130.00 - 150.00	60.00 - 80.00	280.00 - 320.00	150.00 - 200.00	-	300.00 - 350.00
Keppetipola (DEC)	140.00 - 160.00	90.00 - 120.00	300.00 - 320.00	180.00 - 190.00	-	310.00 - 330.00
Norochchole (DEC)	80.00 - 140.00	60.00 - 100.00	380.00 - 450.00	220.00 - 270.00	-	250.00 - 280.00
Nuwara Eliya	160.00 - 170.00	100.00 - 110.00	300.00 - 320.00	190.00 - 200.00	-	330.00 - 350.00
Kandy	80.00 - 100.00	100.00 - 130.00	250.00 - 300.00	150.00 - 160.00	-	280.00 - 300.00
Hambantota	150.00 - 200.00	60.00 - 100.00	450.00 - 500.00	180.00 - 240.00	-	250.00 - 300.00
Thambuththegama (DEC)	90.00 - 130.00	60.00 - 80.00	350.00 - 400.00	140.00 - 160.00	-	250.00 - 300.00
Tissamaharama	160.00 - 200.00	70.00 - 80.00	380.00 - 450.00	160.00 - 220.00	-	250.00 - 340.00
Jaffna	100.00 - 120.00	130.00 - 150.00	640.00 - 660.00	230.00 - 245.00	-	-
Bandarawela	140.00 - 160.00	100.00 - 120.00	-	-	-	-
Veyangoda	130.00 - 140.00	100.00 - 130.00	380.00 - 450.00	180.00 - 210.00	-	350.00 - 380.00



**Table 06 (Contd.)**

	<b>Long Beans</b>	<b>Ash Plantain</b>	<b>Green Chillies</b>	<b>Lime</b>	<b>Sweet Potatoe</b>	<b>Manioc</b>
Colombo	100.00 - 150.00	200.00 - 280.00	900.00 - #####	250.00 - 400.00	70.00 - 120.00	80.00 - 120.00
Meegoda (DEC)	200.00 - 260.00	280.00 - 330.00	##### - #####	300.00 - 350.00	130.00 - 140.00	110.00 - 120.00
Moneragala	200.00 - 250.00	150.00 - 180.00	##### - #####	300.00 - 400.00	180.00 - 190.00	80.00 - 90.00
Dambulla (DEC)	180.00 - 220.00	250.00 - 270.00	850.00 - 900.00	200.00 - 230.00	100.00 - 140.00	70.00 - 85.00
Keppetipola (DEC)	220.00 - 240.00	270.00 - 290.00	##### - #####	250.00 - 270.00	140.00 - 150.00	110.00 - 130.00
Norochchole (DEC)	120.00 - 140.00	-	900.00 - #####	-	90.00 - 90.00	100.00 - 120.00
Nuwara Eliya	240.00 - 250.00	280.00 - 300.00	##### - #####	260.00 - 300.00	140.00 - 160.00	100.00 - 120.00
Kandy	200.00 - 250.00	250.00 - 280.00	700.00 - 750.00	300.00 - 350.00	130.00 - 160.00	80.00 - 100.00
Hambantota	150.00 - 200.00	150.00 - 200.00	900.00 - #####	300.00 - 400.00	120.00 - 150.00	100.00 - 150.00
Thambuththegama (DEC)	170.00 - 200.00	200.00 - 250.00	##### - #####	150.00 - 200.00	130.00 - 150.00	70.00 - 80.00
Tissamaharama	100.00 - 140.00	150.00 - 200.00	900.00 - #####	280.00 - 360.00	120.00 - 150.00	80.00 - 130.00
Jaffna	240.00 - 260.00	130.00 - 150.00	890.00 - 930.00	310.00 - 340.00	130.00 - 150.00	70.00 - 90.00
Bandarawela	-	-	800.00 - 900.00	-	120.00 - 140.00	100.00 - 120.00
Veyangoda	280.00 - 290.00	280.00 - 300.00	##### - #####	280.00 - 300.00	120.00 - 140.00	120.00 - 120.00

<b>Locations</b>	<b>Leafy Vegetables (Rs/Bundle)</b>			<b>Coconut (Rs/Nut)</b>	
	<b>Mukunuwenna</b>	<b>Kankun</b>	<b>Gotukola</b>	<b>Large</b>	<b>Small</b>
Colombo	45.00 - 55.00	45.00 - 55.00	280.00 - 300.00	95.00 - 100.00	80.00 - 92.00
Meegoda (DEC)	80.00 - 80.00	80.00 - 80.00	240.00 - 300.00	105.00 - 110.00	90.00 - 95.00
Norochchole (DEC)	50.00 - 60.00	50.00 - 60.00	120.00 - 130.00	90.00 - 100.00	75.00 - 85.00
Nuwara Eliya	-	-	-	-	-
Dambulla (DEC)	20.00 - 25.00	20.00 - 25.00	100.00 - 120.00	80.00 - 85.00	68.00 - 72.00
Kandy	45.00 - 50.00	45.00 - 55.00	200.00 - 230.00	90.00 - 100.00	70.00 - 75.00
Hambantota	50.00 - 60.00	50.00 - 60.00	180.00 - 210.00	-	-
Thambuththegama (DEC)	30.00 - 40.00	30.00 - 40.00	-	75.00 - 80.00	-
Tissamaharama	40.00 - 55.00	40.00 - 60.00	180.00 - 240.00	90.00 - 105.00	70.00 - 85.00
Jaffna	80.00 - 100.00	30.00 - 36.00	120.00 - 130.00	78.00 - 84.00	45.00 - 50.00
Bandarawela	-	-	-	-	-
Veyangoda	35.00 - 40.00	35.00 - 40.00	-	90.00 - 100.00	-

*Colombo, Meegoda, Norochchole, Jaffna, Dambulla and Kandy - Gotukola Price Rs/Kg*

**Table 07: Selected Markets: Retail Price of Vegetables (Rs/Kg)**

Week 01: 29 December 2023-04 January 2024

LOCATIONS	Up Country Varieties																
	Butter Beans		Green Beans		Carrot		Leeks		Beetroot		Knol Khol		Raddish		Cabbage		Tomato
Colombo	-	460.00 - 800.00	700.00 - 1000.00	380.00 - 700.00	550.00 - 900.00	350.00 - 600.00	220.00 - 400.00	550.00 - 800.00	480.00 - 1000.00								
Gampaha	-	700.00 - 800.00	750.00 - 800.00	400.00 - 480.00	560.00 - 600.00	480.00 - 480.00	280.00 - 400.00	560.00 - 600.00	700.00 - 800.00								
Kurunegala	-	700.00 - 800.00	860.00 - 1000.00	400.00 - 500.00	850.00 - 900.00	-	300.00 - 340.00	680.00 - 700.00	750.00 - 800.00								
Nikaweratiya	-	520.00 - 720.00	720.00 - 880.00	520.00 - 560.00	720.00 - 720.00	-	280.00 - 320.00	560.00 - 600.00	720.00 - 800.00								
Dambulla	-	600.00 - 650.00	700.00 - 800.00	580.00 - 620.00	700.00 - 800.00	500.00 - 540.00	200.00 - 240.00	550.00 - 620.00	800.00 - 860.00								
Anuradhapura	-	600.00 - 800.00	960.00 - 1000.00	480.00 - 600.00	600.00 - 850.00	-	240.00 - 360.00	600.00 - 700.00	760.00 - 800.00								
Thambuththegama	-	520.00 - 600.00	860.00 - 980.00	450.00 - 500.00	680.00 - 760.00	-	220.00 - 260.00	520.00 - 600.00	680.00 - 750.00								
Polonnaruwa	-	650.00 - 720.00	900.00 - 1000.00	650.00 - 720.00	620.00 - 680.00	440.00 - 460.00	240.00 - 280.00	550.00 - 600.00	620.00 - 680.00								
Kaluthara	-	680.00 - 720.00	820.00 - 840.00	560.00 - 580.00	620.00 - 660.00	480.00 - 500.00	320.00 - 340.00	560.00 - 580.00	720.00 - 740.00								
Badulla	-	-	-	-	-	-	-	-	-								
Keppetipola	-	660.00 - 680.00	550.00 - 580.00	380.00 - 400.00	460.00 - 500.00	380.00 - 400.00	220.00 - 240.00	480.00 - 500.00	680.00 - 720.00								
Moneragala	-	720.00 - 800.00	900.00 - 950.00	480.00 - 600.00	600.00 - 720.00	-	240.00 - 320.00	600.00 - 700.00	800.00 - 900.00								
Kegalle	-	700.00 - 720.00	880.00 - 920.00	540.00 - 560.00	850.00 - 880.00	480.00 - 520.00	380.00 - 400.00	600.00 - 640.00	780.00 - 800.00								
Ampara	-	680.00 - 800.00	800.00 - 880.00	480.00 - 560.00	800.00 - 800.00	-	240.00 - 240.00	560.00 - 720.00	800.00 - 820.00								
Dehiattakandiya	-	600.00 - 750.00	700.00 - 750.00	480.00 - 600.00	800.00 - 800.00	-	240.00 - 300.00	600.00 - 680.00	800.00 - 800.00								
Nuwaraeliya	-	680.00 - 700.00	750.00 - 760.00	400.00 - 420.00	500.00 - 520.00	380.00 - 420.00	250.00 - 280.00	580.00 - 600.00	720.00 - 740.00								
Kandy	-	750.00 - 800.00	800.00 - 850.00	480.00 - 500.00	700.00 - 750.00	450.00 - 480.00	200.00 - 240.00	600.00 - 650.00	750.00 - 800.00								
Puttalam	-	720.00 - 800.00	920.00 - 1000.00	560.00 - 600.00	720.00 - 800.00	-	240.00 - 250.00	560.00 - 640.00	800.00 - 1000.00								
Hambantota	-	720.00 - 800.00	740.00 - 820.00	480.00 - 600.00	-	-	280.00 - 320.00	560.00 - 600.00	600.00 - 700.00								
Rathnapura	-	-	-	-	-	-	-	-	-								
Matara	-	720.00 - 800.00	800.00 - 900.00	580.00 - 600.00	-	-	240.00 - 320.00	600.00 - 650.00	700.00 - 800.00								
Galle	-	800.00 - 860.00	800.00 - 950.00	500.00 - 560.00	800.00 - 900.00	-	-	560.00 - 600.00	800.00 - 900.00								
Tissamaharama	-	760.00 - 830.00	700.00 - 800.00	450.00 - 520.00	700.00 - 700.00	-	280.00 - 300.00	550.00 - 650.00	680.00 - 750.00								
Meegoda (DEC)	-	700.00 - 800.00	800.00 - 1000.00	480.00 - 600.00	700.00 - 800.00	480.00 - 480.00	280.00 - 320.00	600.00 - 800.00	800.00 - 1000.00								
Embilipitiya	-	650.00 - 800.00	700.00 - 800.00	600.00 - 650.00	700.00 - 900.00	-	300.00 - 400.00	600.00 - 650.00	700.00 - 800.00								
Jaffna	-	500.00 - 540.00	880.00 - 920.00	500.00 - 520.00	590.00 - 620.00	-	270.00 - 290.00	550.00 - 570.00	800.00 - 850.00								
Vavuniya	-	600.00 - 650.00	1200.00 - 1250.00	600.00 - 650.00	1000.00 - 1050.00	-	300.00 - 400.00	600.00 - 650.00	1100.00 - 1200.00								
Mannar	-	700.00 - 750.00	950.00 - 1000.00	600.00 - 650.00	800.00 - 850.00	-	240.00 - 250.00	700.00 - 750.00	920.00 - 1000.00								
Killinochchi	-	780.00 - 820.00	880.00 - 920.00	540.00 - 560.00	780.00 - 820.00	-	-	580.00 - 620.00	850.00 - 900.00								
Mullaittivu	-	-	-	-	-	-	-	-	-								
Batticaloa	-	760.00 - 800.00	950.00 - 1000.00	600.00 - 640.00	760.00 - 800.00	-	-	600.00 - 640.00	950.00 - 1000.00								
Trincomalee	-	760.00 - 800.00	940.00 - 980.00	560.00 - 600.00	770.00 - 800.00	-	-	560.00 - 600.00	860.00 - 950.00								
Hanguranketha	-	600.00 - 650.00	700.00 - 720.00	370.00 - 400.00	500.00 - 520.00	380.00 - 400.00	160.00 - 180.00	510.00 - 550.00	750.00 - 780.00								
Veyangoda	-	720.00 - 800.00	750.00 - 800.00	480.00 - 480.00	650.00 - 680.00	480.00 - 480.00	260.00 - 320.00	560.00 - 600.00	700.00 - 800.00								
Galenbindunuwewa	-	600.00 - 720.00	800.00 - 900.00	500.00 - 600.00	600.00 - 800.00	-	240.00 - 320.00	580.00 - 600.00	640.00 - 800.00								
Bandarawela	-	660.00 - 680.00	580.00 - 600.00	360.00 - 400.00	500.00 - 520.00	360.00 - 380.00	220.00 - 240.00	480.00 - 500.00	680.00 - 700.00								
Matale	-	600.00 - 720.00	800.00 - 880.00	480.00 - 560.00	760.00 - 800.00	440.00 - 480.00	240.00 - 320.00	600.00 - 720.00	800.00 - 900.00								

**Table 07 (Contd.)**

LOCATIONS	Low Country Varieties										
	Ladies Fingers	Brinjal	Capsicum	Pumpkin	Cucumber	Bitter Gourd	Snake Gourd	Drumstick	Luffa	Long Beans	
Colombo	250.00 - 420.00	500.00 - 900.00	650.00 - 1000.00	180.00 - 340.00	140.00 - 320.00	350.00 - 700.00	250.00 - 480.00	-	300.00 - 600.00	240.00 - 520.00	
Gampaha	320.00 - 400.00	600.00 - 800.00	700.00 - 800.00	240.00 - 280.00	200.00 - 320.00	600.00 - 720.00	400.00 - 480.00	-	480.00 - 560.00	360.00 - 400.00	
Kurunegala	280.00 - 320.00	600.00 - 700.00	800.00 - 900.00	220.00 - 280.00	240.00 - 300.00	700.00 - 800.00	400.00 - 400.00	-	480.00 - 520.00	360.00 - 400.00	
Nikaweratiya	280.00 - 320.00	520.00 - 600.00	720.00 - 800.00	240.00 - 280.00	200.00 - 240.00	520.00 - 600.00	320.00 - 480.00	-	400.00 - 480.00	320.00 - 400.00	
Dambulla	240.00 - 280.00	580.00 - 640.00	700.00 - 800.00	200.00 - 280.00	180.00 - 200.00	500.00 - 540.00	400.00 - 440.00	-	460.00 - 500.00	340.00 - 380.00	
Anuradhapura	300.00 - 360.00	600.00 - 640.00	700.00 - 1000.00	240.00 - 320.00	180.00 - 240.00	600.00 - 800.00	300.00 - 400.00	-	400.00 - 520.00	280.00 - 400.00	
Thambuththegama	240.00 - 300.00	620.00 - 720.00	750.00 - 860.00	180.00 - 260.00	140.00 - 200.00	480.00 - 540.00	240.00 - 300.00	-	380.00 - 460.00	240.00 - 300.00	
Polonnaruwa	240.00 - 280.00	550.00 - 600.00	720.00 - 800.00	240.00 - 260.00	200.00 - 280.00	550.00 - 640.00	340.00 - 440.00	-	380.00 - 480.00	240.00 - 280.00	
Kaluthara	320.00 - 340.00	540.00 - 560.00	720.00 - 770.00	220.00 - 240.00	200.00 - 220.00	600.00 - 680.00	320.00 - 340.00	-	480.00 - 500.00	360.00 - 380.00	
Badulla	-	-	-	-	-	-	-	-	-	-	
Keppetipola	250.00 - 260.00	500.00 - 540.00	700.00 - 720.00	240.00 - 260.00	170.00 - 190.00	380.00 - 400.00	260.00 - 280.00	-	400.00 - 420.00	320.00 - 340.00	
Moneragala	280.00 - 320.00	480.00 - 600.00	720.00 - 800.00	240.00 - 300.00	240.00 - 300.00	520.00 - 600.00	320.00 - 400.00	-	500.00 - 600.00	320.00 - 400.00	
Kegalle	300.00 - 320.00	680.00 - 700.00	760.00 - 800.00	240.00 - 260.00	220.00 - 240.00	580.00 - 600.00	340.00 - 360.00	-	500.00 - 520.00	450.00 - 480.00	
Ampara	380.00 - 400.00	560.00 - 700.00	800.00 - 800.00	240.00 - 240.00	240.00 - 280.00	560.00 - 700.00	360.00 - 400.00	-	360.00 - 400.00	360.00 - 360.00	
Dehiattakandiya	320.00 - 400.00	520.00 - 600.00	1000.00 - 1000.00	200.00 - 260.00	160.00 - 200.00	500.00 - 600.00	300.00 - 320.00	-	480.00 - 480.00	320.00 - 400.00	
Nuwaraeliya	260.00 - 280.00	580.00 - 600.00	680.00 - 700.00	260.00 - 280.00	220.00 - 240.00	420.00 - 440.00	280.00 - 300.00	-	440.00 - 460.00	350.00 - 360.00	
Kandy	320.00 - 360.00	600.00 - 650.00	750.00 - 800.00	240.00 - 260.00	160.00 - 200.00	400.00 - 450.00	240.00 - 280.00	-	450.00 - 480.00	400.00 - 440.00	
Puttalam	240.00 - 320.00	600.00 - 800.00	800.00 - 1000.00	280.00 - 320.00	200.00 - 280.00	760.00 - 800.00	400.00 - 480.00	-	480.00 - 600.00	300.00 - 400.00	
Rathnapura	-	-	-	-	-	-	-	-	-	-	
Hambantota	240.00 - 280.00	480.00 - 580.00	720.00 - 800.00	200.00 - 240.00	120.00 - 160.00	550.00 - 620.00	280.00 - 360.00	-	380.00 - 460.00	200.00 - 250.00	
Matara	300.00 - 320.00	560.00 - 600.00	800.00 - 1000.00	240.00 - 250.00	200.00 - 240.00	600.00 - 720.00	320.00 - 340.00	-	380.00 - 480.00	240.00 - 280.00	
Galle	320.00 - 360.00	600.00 - 650.00	800.00 - 900.00	200.00 - 240.00	240.00 - 300.00	600.00 - 650.00	400.00 - 440.00	-	540.00 - 600.00	380.00 - 400.00	
Tissamaharama	200.00 - 240.00	480.00 - 550.00	720.00 - 800.00	200.00 - 240.00	130.00 - 160.00	550.00 - 600.00	280.00 - 360.00	-	420.00 - 480.00	160.00 - 200.00	
Meegoda (DEC)	300.00 - 320.00	600.00 - 800.00	800.00 - 1000.00	180.00 - 240.00	180.00 - 240.00	560.00 - 720.00	300.00 - 320.00	-	400.00 - 480.00	300.00 - 480.00	
Embilipitiya	300.00 - 360.00	600.00 - 800.00	700.00 - 800.00	200.00 - 260.00	200.00 - 240.00	700.00 - 800.00	280.00 - 320.00	-	480.00 - 600.00	320.00 - 400.00	
Jaffna	250.00 - 270.00	600.00 - 620.00	590.00 - 640.00	160.00 - 180.00	180.00 - 200.00	700.00 - 720.00	280.00 - 310.00	-	-	300.00 - 320.00	
Vavuniya	400.00 - 500.00	700.00 - 800.00	1000.00 - 1100.00	240.00 - 260.00	240.00 - 300.00	850.00 - 900.00	400.00 - 450.00	-	400.00 - 600.00	480.00 - 600.00	
Mannar	350.00 - 400.00	800.00 - 850.00	950.00 - 1000.00	300.00 - 340.00	200.00 - 250.00	600.00 - 650.00	400.00 - 450.00	-	-	400.00 - 450.00	
Killinochchi	380.00 - 420.00	680.00 - 720.00	780.00 - 820.00	140.00 - 160.00	200.00 - 240.00	800.00 - 860.00	280.00 - 320.00	-	-	480.00 - 520.00	
Mullaittivu	-	-	-	-	-	-	-	-	-	-	
Batticaloa	350.00 - 400.00	700.00 - 800.00	750.00 - 800.00	240.00 - 250.00	300.00 - 320.00	650.00 - 700.00	350.00 - 400.00	-	320.00 - 350.00	400.00 - 450.00	
Trincomalee	380.00 - 420.00	680.00 - 740.00	770.00 - 800.00	240.00 - 260.00	270.00 - 300.00	650.00 - 700.00	320.00 - 360.00	-	300.00 - 320.00	380.00 - 440.00	
Hanguranketha	220.00 250.00	500.00 550.00	660.00 700.00	180.00 220.00	150.00 180.00	360.00 400.00	200.00 220.00	-	320.00 340.00	280.00 300.00	
Veyangoda	320.00 - 360.00	600.00 - 720.00	800.00 - 900.00	220.00 - 240.00	200.00 - 240.00	500.00 - 560.00	320.00 - 360.00	-	480.00 - 540.00	360.00 - 400.00	
Galenbindunuwewa	240.00 - 320.00	480.00 - 520.00	700.00 - 800.00	200.00 - 240.00	160.00 - 240.00	600.00 - 800.00	280.00 - 400.00	-	400.00 - 480.00	280.00 - 320.00	
Bandarawela	240.00 - 260.00	480.00 - 520.00	700.00 - 800.00	240.00 - 260.00	200.00 - 220.00	460.00 - 480.00	260.00 - 280.00	-	380.00 - 400.00	300.00 - 320.00	
Matale	240.00 - 320.00	720.00 - 760.00	800.00 - 840.00	240.00 - 280.00	160.00 - 200.00	480.00 - 520.00	280.00 - 320.00	-	400.00 - 440.00	320.00 - 360.00	

Table 07 (Contd.)

LOCATIONS	Low Country Varieties					Leafy Vegetable			Coconut (Rs/Nut)	
	Ash Plantain	Green Chillies	Lime	Sweet Potato	Manioc	Mukunuwenna	Kankun	Gotukola	Large	Small
Colombo	320.00 - 500.00	1200.00 - 2400.00	300.00 - 1000.00	150.00 - 320.00	150.00 - 240.00	60.00 - 100.00	60.00 - 100.00	100.00 - 120.00	105.00 - 120.00	85.00 - 100.00
Gampaha	320.00 - 400.00	1600.00 - 1700.00	600.00 - 600.00	240.00 - 240.00	200.00 - 200.00	60.00 - 70.00	60.00 - 70.00	30.00 - 30.00	120.00 - 130.00	100.00 - 100.00
Kurunegala	300.00 - 380.00	1500.00 - 1600.00	400.00 - 500.00	200.00 - 260.00	160.00 - 200.00	50.00 - 50.00	50.00 - 50.00	30.00 - 30.00	100.00 - 110.00	85.00 - 90.00
Nikaweratiya	320.00 - 320.00	1500.00 - 1800.00	400.00 - 600.00	200.00 - 240.00	180.00 - 180.00	40.00 - 50.00	40.00 - 50.00	60.00 - 60.00	80.00 - 90.00	65.00 - 75.00
Dambulla	360.00 - 380.00	1600.00 - 1800.00	450.00 - 600.00	220.00 - 240.00	180.00 - 200.00	50.00 - 60.00	50.00 - 70.00	50.00 - 50.00	100.00 - 120.00	80.00 - 85.00
Anuradhapura	320.00 - 400.00	1500.00 - 1800.00	500.00 - 1000.00	240.00 - 280.00	200.00 - 240.00	60.00 - 70.00	60.00 - 70.00	60.00 - 70.00	90.00 - 110.00	65.00 - 80.00
Thambuththegama	320.00 - 360.00	1400.00 - 1550.00	300.00 - 380.00	300.00 - 340.00	180.00 - 220.00	40.00 - 50.00	40.00 - 50.00	-	80.00 - 90.00	-
Polonnaruwa	320.00 - 380.00	1800.00 - 2000.00	380.00 - 450.00	200.00 - 220.00	160.00 - 180.00	50.00 - 60.00	50.00 - 50.00	50.00 - 50.00	75.00 - 80.00	60.00 - 70.00
Kaluthara	360.00 - 380.00	1700.00 - 1800.00	800.00 - 900.00	220.00 - 240.00	200.00 - 230.00	60.00 - 80.00	60.00 - 80.00	70.00 - 90.00	100.00 - 110.00	80.00 - 90.00
Badulla	-	-	-	-	-	-	-	-	-	-
Keppetipola	350.00 - 360.00	1500.00 - 1600.00	380.00 - 400.00	240.00 - 250.00	170.00 - 180.00	60.00 - 70.00	60.00 - 70.00	50.00 - 60.00	108.00 - 115.00	96.00 - 100.00
Moneragala	200.00 - 240.00	1500.00 - 1600.00	500.00 - 600.00	200.00 - 240.00	100.00 - 120.00	60.00 - 80.00	60.00 - 80.00	60.00 - 80.00	90.00 - 110.00	70.00 - 80.00
Kegalle	340.00 - 360.00	1500.00 - 1600.00	480.00 - 520.00	260.00 - 280.00	180.00 - 200.00	70.00 - 80.00	70.00 - 80.00	40.00 - 50.00	110.00 - 120.00	95.00 - 100.00
Ampara	320.00 - 320.00	1600.00 - 1700.00	600.00 - 600.00	240.00 - 240.00	160.00 - 160.00	50.00 - 60.00	50.00 - 60.00	50.00 - 60.00	90.00 - 90.00	70.00 - 80.00
Dehiattakandiya	380.00 - 400.00	1300.00 - 1800.00	300.00 - 400.00	200.00 - 240.00	150.00 - 150.00	50.00 - 60.00	50.00 - 60.00	50.00 - 60.00	-	65.00 - 80.00
Nuwaraeliya	380.00 - 400.00	1400.00 - 1500.00	450.00 - 460.00	240.00 - 260.00	180.00 - 200.00	65.00 - 70.00	65.00 - 70.00	55.00 - 60.00	110.00 - 115.00	98.00 - 105.00
Kandy	500.00 - 520.00	1000.00 - 1100.00	500.00 - 600.00	240.00 - 280.00	160.00 - 200.00	60.00 - 70.00	60.00 - 70.00	45.00 - 50.00	100.00 - 110.00	75.00 - 85.00
Puttalam	320.00 - 400.00	1500.00 - 1600.00	280.00 - 300.00	260.00 - 300.00	180.00 - 240.00	60.00 - 70.00	60.00 - 70.00	40.00 - 40.00	100.00 - 110.00	80.00 - 95.00
Rathnapura	-	-	-	-	-	-	-	-	-	-
Hambanthota	240.00 - 280.00	1100.00 - 1300.00	400.00 - 500.00	170.00 - 220.00	170.00 - 200.00	60.00 - 70.00	60.00 - 70.00	80.00 - 90.00	110.00 - 120.00	70.00 - 90.00
Matara	320.00 - 400.00	1400.00 - 1800.00	500.00 - 600.00	160.00 - 200.00	160.00 - 200.00	60.00 - 70.00	60.00 - 70.00	80.00 - 90.00	110.00 - 130.00	80.00 - 90.00
Galle	360.00 - 380.00	1200.00 - 1800.00	500.00 - 600.00	240.00 - 280.00	180.00 - 240.00	70.00 - 80.00	70.00 - 70.00	80.00 - 80.00	110.00 - 120.00	100.00 - 100.00
Tissamaharama	240.00 - 300.00	1150.00 - 1300.00	400.00 - 500.00	180.00 - 220.00	160.00 - 200.00	50.00 - 60.00	50.00 - 60.00	70.00 - 80.00	100.00 - 120.00	80.00 - 95.00
Meegoda (DEC)	400.00 - 480.00	1300.00 - 1600.00	480.00 - 600.00	240.00 - 320.00	160.00 - 200.00	80.00 - 100.00	80.00 - 80.00	80.00 - 100.00	115.00 - 120.00	90.00 - 100.00
Embilipitiya	300.00 - 320.00	1400.00 - 1600.00	400.00 - 600.00	300.00 - 320.00	150.00 - 240.00	70.00 - 80.00	50.00 - 70.00	100.00 - 120.00	100.00 - 120.00	70.00 - 90.00
Jaffna	-	1000.00 - 1020.00	400.00 - 450.00	180.00 - 200.00	110.00 - 130.00	110.00 - 120.00	40.00 - 45.00	50.00 - 65.00	90.00 - 110.00	60.00 - 70.00
Vavuniya	400.00 - 500.00	1800.00 - 2000.00	300.00 - 400.00	240.00 - 300.00	180.00 - 200.00	60.00 - 70.00	60.00 - 65.00	75.00 - 80.00	80.00 - 90.00	60.00 - 65.00
Mannar	350.00 - 400.00	1500.00 - 1800.00	400.00 - 500.00	180.00 - 200.00	160.00 - 200.00	50.00 - 60.00	50.00 - 60.00	35.00 - 50.00	90.00 - 100.00	70.00 - 80.00
Killinochchi	280.00 - 320.00	1500.00 - 1600.00	400.00 - 440.00	240.00 - 260.00	140.00 - 160.00	55.00 - 60.00	50.00 - 55.00	45.00 - 50.00	90.00 - 100.00	55.00 - 60.00
Mullaittivu	-	-	-	-	-	-	-	-	-	-
Batticaloa	360.00 - 400.00	1500.00 - 1600.00	600.00 - 700.00	240.00 - 250.00	150.00 - 160.00	90.00 - 100.00	70.00 - 80.00	50.00 - 60.00	95.00 - 100.00	60.00 - 65.00
Trincomalee	370.00 400.00	1450.00 1600.00	720.00 800.00	220.00 250.00	150.00 180.00	75.00 80.00	70.00 75.00	50.00 55.00	94.00 100.00	64.00 70.00
Hanguranketha	330.00 - 360.00	1250.00 - 1400.00	400.00 - 500.00	160.00 - 200.00	150.00 - 170.00	40.00 - 50.00	40.00 - 50.00	35.00 - 50.00	95.00 - 110.00	75.00 - 80.00
Veyangoda	340.00 - 400.00	1800.00 - 2000.00	500.00 - 600.00	200.00 - 240.00	180.00 - 200.00	60.00 - 70.00	60.00 - 70.00	30.00 - 30.00	120.00 - 120.00	90.00 - 100.00
Galenbindunuwewa	280.00 - 320.00	1300.00 - 1500.00	400.00 - 800.00	240.00 - 320.00	140.00 - 160.00	50.00 - 60.00	50.00 - 60.00	50.00 - 60.00	80.00 - 100.00	70.00 - 75.00
Bandarawela	340.00 - 360.00	1200.00 - 1400.00	700.00 - 800.00	220.00 - 240.00	200.00 - 220.00	50.00 - 60.00	50.00 - 60.00	50.00 - 60.00	100.00 - 110.00	80.00 - 85.00
Matale	360.00 - 400.00	1300.00 - 1500.00	400.00 - 500.00	240.00 - 280.00	160.00 - 200.00	50.00 - 60.00	60.00 - 70.00	50.00 - 60.00	105.00 - 110.00	85.00 - 95.00

**Table 08: Selected Markets: Retail Price of Fruits (Rs/each & Rs/Kg)**

Week 01: 29 December 2023-04 January 2024

19

LOCATIONS	Banana					Pineapple			Mango	
	Ambul (Rs/Kg)	Kolikuttu (Rs/Kg)	Seeni (Rs/Kg)	Anamalu	Ambun	Large	Medium	Small	Betti	Karthakolomban
Colombo	200.00 - 300.00	450.00 - 550.00	150.00 - 280.00	30.00 - 42.00	35.00 - 56.00	480.00 - 650.00	380.00 - 550.00	280.00 - 450.00	-	66.00 - 200.00
Gampaha	200.00 - 200.00	380.00 - 400.00	180.00 - 180.00	28.00 - 30.00	35.00 - 38.00	700.00 - 750.00	450.00 - 500.00	280.00 - 300.00	-	70.00 - 80.00
Kurunegala	240.00 - 250.00	450.00 - 500.00	160.00 - 200.00	22.00 - 25.00	45.00 - 50.00	700.00 - 800.00	350.00 - 400.00	200.00 - 300.00	60.00 - 70.00	120.00 - 140.00
Nikaweratiya	280.00 - 300.00	480.00 - 520.00	220.00 - 230.00	-	43.00 - 50.00	750.00 - 900.00	600.00 - 700.00	500.00 - 550.00	-	120.00 - 120.00
Dambulla	160.00 - 200.00	500.00 - 550.00	180.00 - 200.00	-	47.00 - 48.00	650.00 - 700.00	500.00 - 550.00	300.00 - 350.00	30.00 - 40.00	80.00 - 100.00
Anuradhapura	220.00 - 260.00	500.00 - 600.00	180.00 - 220.00	24.00 - 32.00	40.00 - 45.00	810.00 - 900.00	670.00 - 750.00	480.00 - 600.00	-	50.00 - 80.00
Thambuththegama	220.00 - 260.00	450.00 - 550.00	190.00 - 240.00	-	48.00 - 50.00	810.00 - 900.00	660.00 - 750.00	540.00 - 600.00	-	90.00 - 120.00
Polonnaruwa	250.00 - 280.00	400.00 - 550.00	150.00 - 180.00	-	35.00 - 45.00	750.00 - 800.00	600.00 - 650.00	500.00 - 550.00	-	100.00 - 140.00
Kaluthara	220.00 - 240.00	440.00 - 480.00	180.00 - 200.00	36.00 - 38.00	37.00 - 40.00	540.00 - 580.00	440.00 - 480.00	-	-	50.00 - 70.00
Badulla	-	-	-	-	-	-	-	-	-	-
Keppetipola	220.00 - 230.00	550.00 - 560.00	200.00 - 210.00	28.00 - 32.00	45.00 - 48.00	560.00 - 580.00	400.00 - 420.00	-	24.00 - 26.00	35.00 - 38.00
Moneragala	130.00 - 150.00	350.00 - 400.00	100.00 - 120.00	20.00 - 25.00	25.00 - 30.00	720.00 - 800.00	600.00 - 670.00	-	-	50.00 - 70.00
Kegalle	200.00 - 220.00	500.00 - 550.00	200.00 - 220.00	20.00 - 25.00	25.00 - 30.00	550.00 - 600.00	400.00 - 500.00	250.00 - 350.00	-	70.00 - 100.00
Ampara	220.00 - 230.00	450.00 - 480.00	100.00 - 140.00	22.00 - 25.00	28.00 - 31.00	-	500.00 - 580.00	-	-	50.00 - 66.00
Dehiattakandiya	180.00 - 230.00	-	150.00 - 180.00	-	46.00 - 55.00	650.00 - 700.00	450.00 - 500.00	-	-	-
Nuwaraeliya	230.00 - 240.00	550.00 - 580.00	210.00 - 220.00	33.00 - 35.00	47.00 - 50.00	-	560.00 - 580.00	450.00 - 480.00	24.00 - 26.00	34.00 - 38.00
Kandy	200.00 - 240.00	550.00 - 580.00	170.00 - 200.00	28.00 - 32.00	40.00 - 50.00	700.00 - 750.00	450.00 - 480.00	250.00 - 300.00	-	70.00 - 80.00
Puttalam	180.00 - 220.00	450.00 - 520.00	180.00 - 220.00	24.00 - 28.00	-	750.00 - 800.00	450.00 - 500.00	250.00 - 300.00	-	60.00 - 70.00
Rathnapura	-	-	-	-	-	-	-	-	-	-
Hambantota	200.00 - 230.00	400.00 - 450.00	160.00 - 200.00	25.00 - 28.00	30.00 - 33.00	900.00 - 950.00	720.00 - 750.00	380.00 - 440.00	-	120.00 - 140.00
Matara	230.00 - 250.00	400.00 - 450.00	180.00 - 200.00	23.00 - 25.00	34.00 - 35.00	750.00 - 825.00	675.00 - 700.00	400.00 - 430.00	-	100.00 - 130.00
Galle	200.00 - 240.00	450.00 - 500.00	160.00 - 200.00	36.00 - 38.00	38.00 - 40.00	700.00 - 750.00	580.00 - 600.00	-	-	120.00 - 150.00
Tissamaharama	200.00 - 220.00	400.00 - 420.00	180.00 - 200.00	35.00 - 40.00	38.00 - 45.00	500.00 - 540.00	400.00 - 450.00	300.00 - 400.00	-	100.00 - 120.00
Meegoda (DEC)	220.00 - 240.00	420.00 - 450.00	220.00 - 220.00	43.00 - 44.00	43.00 - 44.00	714.00 - 765.00	546.00 - 585.00	420.00 - 450.00	-	75.00 - 100.00
Embilipitiya	140.00 - 160.00	350.00 - 400.00	150.00 - 170.00	30.00 - 40.00	35.00 - 50.00	500.00 - 600.00	400.00 - 450.00	250.00 - 350.00	40.00 - 50.00	60.00 - 80.00
Jaffna	140.00 - 170.00	250.00 - 300.00	130.00 - 150.00	-	-	900.00 - 950.00	650.00 - 800.00	500.00 - 600.00	-	100.00 - 120.00
Vavuniya	150.00 - 160.00	350.00 - 400.00	120.00 - 150.00	-	-	600.00 - 650.00	480.00 - 520.00	290.00 - 320.00	-	75.00 - 90.00
Mannar	180.00 - 200.00	400.00 - 450.00	180.00 - 200.00	24.00 - 26.00	-	600.00 - 650.00	500.00 - 550.00	400.00 - 450.00	30.00 - 40.00	50.00 - 60.00
Killinochchi	180.00 - 200.00	400.00 - 450.00	180.00 - 200.00	36.00 - 38.00	36.00 - 38.00	720.00 - 780.00	580.00 - 620.00	480.00 - 520.00	60.00 - 80.00	150.00 - 170.00
Mullaittivu	-	-	-	-	-	-	-	-	-	-
Batticaloa	240.00 - 250.00	540.00 - 600.00	150.00 - 180.00	20.00 - 25.00	-	560.00 - 600.00	480.00 - 500.00	-	-	150.00 - 160.00
Trincomalee	200.00 - 260.00	550.00 - 600.00	150.00 - 170.00	-	-	700.00 - 750.00	460.00 - 500.00	350.00 - 380.00	-	80.00 - 90.00
Veyangoda	250.00 - 300.00	450.00 - 480.00	200.00 - 230.00	20.00 - 25.00	38.00 - 44.00	760.00 - 780.00	450.00 - 500.00	350.00 - 350.00	-	80.00 - 100.00
Galenbindunuwewa	200.00 - 260.00	450.00 - 600.00	180.00 - 200.00	25.00 - 30.00	35.00 - 45.00	800.00 - 900.00	700.00 - 750.00	600.00 - 650.00	-	80.00 - 100.00
Bandarawela	200.00 - 220.00	400.00 - 450.00	160.00 - 180.00	24.00 - 26.00	32.00 - 34.00	-	500.00 - 560.00	350.00 - 360.00	-	50.00 - 60.00
Matale	180.00 - 200.00	480.00 - 520.00	160.00 - 180.00	32.00 - 35.00	38.00 - 42.00	600.00 - 650.00	460.00 - 500.00	320.00 - 350.00	-	70.00 - 80.00

**Table 08 (Contd.)**

LOCATIONS	Mango				Other Fruits							
	Vilad		Kohu		Papaw (Rs/Kg)	Passion	Wood Apple	Orange	Avocado	Slime Apple	Grapes (Rs/Kg)	King Coconut
Colombo	-	-	-	-	180.00 - 350.00	65.00 - 100.00	40.00 - 120.00	180.00 - 250.00	260.00 - 300.00	50.00 - 120.00	1500.00 - 2500.00	100.00 - 150.00
Gampaha	-	-	-	-	180.00 - 180.00	30.00 - 60.00	70.00 - 80.00	180.00 - 180.00	200.00 - 200.00	80.00 - 120.00	2300.00 - 2300.00	120.00 - 120.00
Kurunegala	60.00 - 70.00	40.00 - 40.00	-	-	140.00 - 150.00	50.00 - 60.00	50.00 - 60.00	100.00 - 120.00	150.00 - 150.00	80.00 - 100.00	1800.00 - 2000.00	100.00 - 120.00
Nikaweratiya	-	-	-	-	150.00 - 180.00	-	-	100.00 - 120.00	200.00 - 200.00	-	2300.00 - 2500.00	100.00 - 100.00
Dambulla	50.00 - 60.00	15.00 - 20.00	-	-	160.00 - 200.00	30.00 - 40.00	70.00 - 80.00	80.00 - 100.00	200.00 - 250.00	80.00 - 100.00	2300.00 - 2400.00	100.00 - 120.00
Anuradhapura	-	-	-	-	100.00 - 180.00	-	40.00 - 60.00	150.00 - 180.00	130.00 - 150.00	70.00 - 100.00	2000.00 - 2800.00	130.00 - 150.00
Thambuththegama	-	-	-	-	140.00 - 180.00	-	-	-	-	80.00 - 100.00	2000.00 - 2300.00	80.00 - 100.00
Polonnaruwa	50.00 - 80.00	-	-	-	150.00 - 180.00	-	40.00 - 60.00	-	-	50.00 - 60.00	2000.00 - 2200.00	120.00 - 130.00
Kaluthara	-	-	-	-	180.00 - 220.00	48.00 - 55.00	40.00 - 50.00	100.00 - 120.00	-	80.00 - 90.00	2000.00 - 2200.00	120.00 - 130.00
Badulla	-	-	-	-	-	-	-	-	-	-	-	-
Keppetipola	24.00 - 26.00	10.00 - 14.00	-	-	220.00 - 240.00	25.00 - 28.00	48.00 - 52.00	140.00 - 150.00	140.00 - 150.00	95.00 - 100.00	2500.00 - 2600.00	130.00 - 140.00
Moneragala	-	-	-	-	160.00 - 200.00	20.00 - 30.00	40.00 - 60.00	120.00 - 140.00	-	50.00 - 70.00	2400.00 - 2600.00	80.00 - 100.00
Kegalle	30.00 - 40.00	20.00 - 30.00	-	-	210.00 - 240.00	20.00 - 25.00	40.00 - 70.00	80.00 - 100.00	-	80.00 - 100.00	2000.00 - 2100.00	120.00 - 130.00
Ampara	-	-	-	-	200.00 - 230.00	50.00 - 50.00	-	-	-	-	2000.00 - 2000.00	120.00 - 140.00
Dehiattakandiya	-	-	-	-	160.00 - 200.00	-	30.00 - 50.00	-	-	50.00 - 50.00	2200.00 - 2800.00	100.00 - 130.00
Nuwaraeliya	24.00 - 26.00	12.00 - 15.00	-	-	240.00 - 250.00	25.00 - 28.00	56.00 - 60.00	150.00 - 160.00	150.00 - 160.00	95.00 - 98.00	2500.00 - 2600.00	130.00 - 140.00
Kandy	40.00 - 50.00	-	-	-	180.00 - 240.00	40.00 - 45.00	60.00 - 70.00	120.00 - 130.00	120.00 - 150.00	70.00 - 80.00	1800.00 - 2000.00	120.00 - 140.00
Puttalam	-	-	-	-	120.00 - 150.00	-	-	-	120.00 - 140.00	-	2400.00 - 2800.00	100.00 - 130.00
Hambantota	-	-	-	-	170.00 - 200.00	-	25.00 - 30.00	150.00 - 170.00	-	-	2000.00 - 2100.00	100.00 - 110.00
Rathnapura	-	-	-	-	-	-	-	-	-	-	-	-
Matara	-	-	-	-	180.00 - 190.00	-	36.00 - 41.00	180.00 - 200.00	-	50.00 - 70.00	2000.00 - 2100.00	120.00 - 130.00
Galle	-	-	-	-	220.00 - 260.00	60.00 - 65.00	55.00 - 60.00	180.00 - 200.00	-	80.00 - 90.00	2000.00 - 2500.00	150.00 - 160.00
Tissamaharama	-	-	-	-	160.00 - 200.00	-	35.00 - 42.00	130.00 - 160.00	-	60.00 - 80.00	1900.00 - 2500.00	100.00 - 120.00
Meegoda (DEC)	-	-	-	-	210.00 - 230.00	-	40.00 - 50.00	-	-	-	2000.00 - 2000.00	100.00 - 120.00
Embilipitiya	50.00 - 60.00	20.00 - 40.00	-	-	170.00 - 200.00	30.00 - 40.00	70.00 - 80.00	100.00 - 130.00	120.00 - 130.00	40.00 - 50.00	1500.00 - 2200.00	120.00 - 130.00
Jaffna	40.00 - 50.00	-	-	-	80.00 - 100.00	60.00 - 80.00	45.00 - 55.00	-	100.00 - 120.00	-	2800.00 - 3000.00	150.00 - 160.00
Vavuniya	40.00 - 50.00	-	-	-	100.00 - 140.00	40.00 - 45.00	40.00 - 48.00	-	-	-	2200.00 - 2400.00	120.00 - 150.00
Mannar	25.00 - 30.00	-	-	-	160.00 - 200.00	35.00 - 45.00	28.00 - 30.00	-	120.00 - 150.00	100.00 - 130.00	2400.00 - 2600.00	140.00 - 150.00
Killinochchi	50.00 - 60.00	-	-	-	140.00 - 160.00	40.00 - 50.00	40.00 - 50.00	-	-	-	2400.00 - 2500.00	140.00 - 150.00
Mullaittivu	-	-	-	-	-	-	-	-	-	-	-	-
Batticaloa	60.00 - 65.00	-	-	-	160.00 - 200.00	40.00 - 45.00	70.00 - 75.00	-	-	-	2300.00 - 2400.00	140.00 - 150.00
Trincomalee	38.00 - 43.00	40.00 - 42.00	-	-	150.00 - 180.00	43.00 - 50.00	35.00 - 37.00	-	-	-	2400.00 - 2450.00	130.00 - 140.00
Veyangoda	-	-	-	-	250.00 - 300.00	65.00 - 67.00	67.00 - 75.00	180.00 - 200.00	160.00 - 160.00	83.00 - 100.00	2200.00 - 2800.00	100.00 - 120.00
Galenbindunuwewa	-	-	-	-	100.00 - 120.00	-	-	-	-	-	2500.00 - 2800.00	120.00 - 130.00
Bandarawela	30.00 - 40.00	20.00 - 25.00	-	-	160.00 - 180.00	40.00 - 50.00	50.00 - 60.00	120.00 - 140.00	-	60.00 - 80.00	2300.00 - 2500.00	120.00 - 140.00
Matale	40.00 - 45.00	25.00 - 30.00	-	-	160.00 - 180.00	35.00 - 40.00	60.00 - 70.00	-	-	60.00 - 80.00	2000.00 - 2200.00	110.00 - 120.00

**Table 09: Selected Markets: Wholesale Price of Fresh Fish & Eggs (Rs/Kg & Rs/Egg)**

Week 01: 29 December 2023-04 January 2024

Locations	Sea Fish					
	Salaya	Hurulla	Balaya	Kelawalla	Thora	Paraw
Colombo	280.00 – 500.00	600.00 – 750.00	950.00 – 1100.00	1200.00 – 1400.00	2000.00 – 2800.00	1250.00 – 1450.00
Kandy	380.00 – 400.00	700.00 – 750.00	1150.00 – 1200.00	1300.00 – 1400.00	2100.00 – 2200.00	1200.00 – 1400.00
Kaluthara	450.00 – 500.00	700.00 – 800.00	950.00 – 1000.00	-	-	1250.00 – 1350.00
Puttalam	280.00 – 320.00	320.00 – 400.00	650.00 – 800.00	1200.00 – 1300.00	-	1000.00 – 1100.00
Matara	330.00 – 350.00	530.00 – 600.00	1000.00 – 1100.00	1350.00 – 1500.00	-	-
Hambantota	350.00 – 400.00	700.00 – 800.00	900.00 – 950.00	1100.00 – 1300.00	-	1000.00 – 1100.00
Galle	-	-	900.00 – 950.00	1200.00 – 1400.00	1600.00 – 1600.00	-
Batticaloa	300.00 – 400.00	700.00 – 750.00	1200.00 – 1300.00	1400.00 – 1500.00	1500.00 – 1600.00	1200.00 – 1400.00
Trincomalee	380.00 – 450.00	800.00 – 850.00	1580.00 – 1650.00	1800.00 – 1900.00	1920.00 – 1980.00	1450.00 – 1550.00
Mannar	200.00 – 250.00	450.00 – 480.00	-	-	-	1100.00 – 1200.00

Locations	Sea Fish				Eggs	
	Mora	Shrimps	Thalapath	Teppeli	Brown	White
Colombo	800.00 – 950.00	1500.00 – 1800.00	1500.00 – 2300.00	-	51.00 – 55.00	49.00 – 52.00
Kandy	-	1550.00 – 1750.00	1700.00 – 1800.00	-	49.00 – 50.00	47.00 – 48.00
Kaluthara	-	-	1450.00 – 1500.00	-	-	-
Puttalam	1700.00 – 1900.00	1000.00 – 1250.00	-	-	52.00 – 54.00	51.00 – 53.00
Matara	-	1650.00 – 1800.00	1400.00 – 1500.00	-	50.00 – 52.00	48.00 – 50.00
Hambantota	-	1600.00 – 1700.00	-	-	-	49.00 – 50.00
Galle	1000.00 – 1100.00	-	-	-	51.00 – 52.00	51.00 – 52.00
Batticaloa	1000.00 – 1200.00	1300.00 – 1400.00	1500.00 – 1600.00	-	54.00 – 54.00	53.00 – 54.00
Trincomalee	1500.00 – 1550.00	1000.00 – 1060.00	-	-	55.00 – 56.00	54.00 – 56.00
Mannar	-	900.00 – 1000.00	-	-	54.00 – 55.00	52.00 – 53.00

**Table 10: Selected Markets: Wholesale Price of Dried Fish (Rs/50Kg)**

Week 01: 29 December 2023-04 January 2024

Locations	Local Dried Fish					
	Sprats	Kattawa	Thora	Mora	Balaya	Anguluwa
Colombo	65000 – 72500	-	-	85000 – 92500	45000 – 49000	-
Kandy	68000 – 70000	-	-	90000 – 92500	45000 – 47500	57500 – 60000
Batticaloa	62500 – 65000	-	-	-	62500 – 65000	52500 – 55000
Trincomalee	52500 – 53000	-	-	-	46500 – 47000	39500 – 40400
Mannar	52500 – 55000	80000 – 82500	-	75000 – 80000	45000 – 50000	35000 – 40000

Locations	Local Dried Fish			Imported Dried Fish		
	Maduwa	Koduwa	Salaya	Sprats	Kattawa	Thora
Colombo	64000 – 70000	-	20000 – 27500	45000 – 55000	64000 – 70000	-
Kandy	65000 – 67500	-	22000 – 23000	47500 – 54000	70000 – 72500	-
Batticaloa	62500 – 65000	-	-	52000 – 55000	-	-
Trincomalee	41000 – 42000	-	27500 – 28000	41500 – 42500	93500 – 94500	-
Mannar	47500 – 50000	45000 – 47500	35000 – 37500	52500 – 55000	-	-

Locations	Imported Dried Fish					
	Mora	Balaya	Anguluwa	Maduwa	Koduwa	Salaya
Colombo	-	-	72500 – 80000	-	-	-
Kandy	-	-	-	-	-	-
Batticaloa	-	-	-	-	-	-
Trincomalee	-	-	-	-	-	-
Mannar	-	-	-	-	-	-



**Table 11: Selected Markets: Retail Price of Fresh Fish & Eggs (Rs/Kg & Rs/Eggs)**

Week 01: 29 December 2023-04 January 2024

LOCATIONS	Sea Fish									Eggs									
	Salaya		Hurulla		Balaya		Kelawalla		Thora		Paraw		Mora		Thalapath		Brown		White
Colombo	500.00 - 600.00	600.00	720.00 - 1000.00	1000.00	1100.00 - 1800.00	1800.00	1500.00 - 2600.00	2600.00	2700.00 - 4000.00	4000.00	1500.00 - 2600.00	-	2000.00 - 2800.00	2800.00	54.00 - 56.00	56.00	51.00 - 54.00	54.00	
Gampaha	600.00 - 600.00	600.00	1000.00 - 1000.00	1000.00	-	-	2000.00 - 2000.00	2000.00	-	-	-	-	-	-	-	-	-	50.00 - 55.00	55.00
Kurunegala	580.00 - 600.00	600.00	880.00 - 900.00	900.00	1200.00 - 1200.00	1200.00	2000.00 - 2100.00	2100.00	-	-	1400.00 - 1400.00	-	2300.00 - 2400.00	2400.00	55.00 - 60.00	60.00	50.00 - 55.00	55.00	
Nikaweratiya	600.00 - 600.00	600.00	800.00 - 900.00	900.00	1200.00 - 1300.00	1300.00	2000.00 - 2000.00	2000.00	-	-	1500.00 - 2000.00	-	2400.00 - 2400.00	2400.00	55.00 - 55.00	55.00	50.00 - 55.00	55.00	
Dambulla	600.00 - 650.00	650.00	1000.00 - 1100.00	1100.00	1500.00 - 1600.00	1600.00	2000.00 - 2200.00	2200.00	-	-	1900.00 - 2000.00	1800.00 - 2000.00	2200.00 - 2400.00	2400.00	55.00 - 57.00	57.00	53.00 - 54.00	54.00	
Anuradhapura	500.00 - 600.00	600.00	800.00 - 900.00	900.00	1050.00 - 1100.00	1100.00	2000.00 - 2100.00	2100.00	-	-	1350.00 - 1400.00	-	2300.00 - 2400.00	2400.00	-	-	50.00 - 55.00	55.00	
Thambuththegama	400.00 - 500.00	500.00	1000.00 - 1100.00	1100.00	1000.00 - 1000.00	1000.00	2400.00 - 2400.00	2400.00	-	-	-	-	-	-	-	-	-	50.00 - 53.00	53.00
Polonnaruwa	450.00 - 500.00	500.00	950.00 - 1000.00	1000.00	1500.00 - 1600.00	1600.00	1700.00 - 1800.00	1800.00	-	-	1500.00 - 1600.00	1700.00 - 1800.00	2000.00 - 2200.00	2200.00	-	-	-	53.00 - 55.00	55.00
Kaluthara	560.00 - 600.00	600.00	960.00 - 1000.00	1000.00	-	-	1520.00 - 1600.00	1600.00	-	-	2100.00 - 2200.00	-	1900.00 - 2000.00	2000.00	-	-	-	51.00 - 53.00	53.00
Badulla	-	-	-	-	-	-	-	-	-	-	-	-	-	-	-	-	-	-	-
Keppetipola	450.00 - 460.00	460.00	860.00 - 880.00	880.00	1150.00 - 1250.00	1250.00	1700.00 - 1800.00	1800.00	-	-	1500.00 - 1600.00	1600.00 - 1700.00	2350.00 - 2450.00	2450.00	56.00 - 58.00	58.00	55.00 - 57.00	57.00	
Moneragala	500.00 - 600.00	600.00	800.00 - 1000.00	1000.00	1000.00 - 1200.00	1200.00	2300.00 - 2400.00	2400.00	-	-	-	-	2600.00 - 2800.00	2800.00	52.00 - 54.00	54.00	50.00 - 52.00	52.00	
Kegalle	500.00 - 600.00	600.00	1000.00 - 1100.00	1100.00	1450.00 - 1550.00	1550.00	1900.00 - 2000.00	2000.00	-	-	1900.00 - 2000.00	1800.00 - 1850.00	2400.00 - 2600.00	2600.00	57.00 - 58.00	58.00	52.00 - 55.00	55.00	
Ampara	-	-	-	-	-	-	-	-	-	-	-	-	-	-	52.00 - 52.00	52.00	52.00 - 57.00	57.00	
Dehiattakandiya	400.00 - 400.00	400.00	900.00 - 900.00	900.00	1400.00 - 1400.00	1400.00	1800.00 - 1800.00	1800.00	-	-	1400.00 - 1400.00	-	-	-	50.00 - 60.00	60.00	48.00 - 52.00	52.00	
Nuwaraeliya	480.00 - 500.00	500.00	880.00 - 900.00	900.00	1200.00 - 1300.00	1300.00	1800.00 - 1900.00	1900.00	2700.00 - 2900.00	2900.00	1500.00 - 1600.00	1600.00 - 1700.00	2500.00 - 2600.00	2600.00	56.00 - 58.00	58.00	55.00 - 56.00	56.00	
Kandy	450.00 - 500.00	500.00	840.00 - 850.00	850.00	1300.00 - 1400.00	1400.00	1900.00 - 2000.00	2000.00	2700.00 - 2800.00	2800.00	1600.00 - 1700.00	-	2200.00 - 2300.00	2300.00	52.00 - 53.00	53.00	50.00 - 51.00	51.00	
Puttalam	320.00 - 400.00	400.00	500.00 - 550.00	550.00	900.00 - 1100.00	1100.00	1350.00 - 1500.00	1500.00	2500.00 - 2600.00	2600.00	1200.00 - 1400.00	2000.00 - 2200.00	-	-	53.00 - 55.00	55.00	52.00 - 54.00	54.00	
Hambantota	400.00 - 500.00	500.00	850.00 - 950.00	950.00	1500.00 - 1600.00	1600.00	2000.00 - 2200.00	2200.00	-	-	1800.00 - 1900.00	-	-	-	-	-	52.00 - 55.00	55.00	
Rathnapura	-	-	-	-	-	-	-	-	-	-	-	-	-	-	-	-	-	-	-
Matara	450.00 - 500.00	500.00	750.00 - 800.00	800.00	1500.00 - 1600.00	1600.00	2000.00 - 2200.00	2200.00	-	-	1800.00 - 2000.00	-	2000.00 - 2200.00	2200.00	52.00 - 54.00	54.00	49.00 - 52.00	52.00	
Galle	400.00 - 450.00	450.00	950.00 - 1000.00	1000.00	1500.00 - 1600.00	1600.00	2000.00 - 2200.00	2200.00	2600.00 - 2800.00	2800.00	2000.00 - 2200.00	2200.00 - 2200.00	2600.00 - 2800.00	2800.00	53.00 - 54.00	54.00	50.00 - 54.00	54.00	
Tissamaharama	500.00 - 550.00	550.00	900.00 - 950.00	950.00	1600.00 - 1700.00	1700.00	2000.00 - 2200.00	2200.00	-	-	1800.00 - 1800.00	-	2150.00 - 2150.00	2150.00	-	-	51.00 - 53.00	53.00	
Meegoda	600.00 - 600.00	600.00	800.00 - 800.00	800.00	-	-	-	-	-	-	-	-	2600.00 - 2700.00	2700.00	51.00 - 52.00	52.00	50.00 - 50.00	50.00	
Embilipitiya	550.00 - 600.00	600.00	900.00 - 950.00	950.00	1250.00 - 1300.00	1300.00	2100.00 - 2200.00	2200.00	-	-	1500.00 - 1600.00	-	2000.00 - 2200.00	2200.00	54.00 - 56.00	56.00	51.00 - 54.00	54.00	
Jaffna	500.00 - 550.00	550.00	700.00 - 750.00	750.00	1250.00 - 1400.00	1400.00	-	-	2500.00 - 2600.00	2600.00	2000.00 - 2100.00	-	-	-	50.00 - 54.00	54.00	52.00 - 54.00	54.00	
Vavuniya	500.00 - 560.00	560.00	800.00 - 900.00	900.00	1000.00 - 1100.00	1100.00	2000.00 - 2200.00	2200.00	-	-	1500.00 - 1600.00	1800.00 - 1900.00	2000.00 - 2200.00	2200.00	50.00 - 53.00	53.00	49.00 - 50.00	50.00	
Mannar	350.00 - 400.00	400.00	700.00 - 800.00	800.00	900.00 - 1000.00	1000.00	-	-	-	-	1400.00 - 1500.00	1800.00 - 2000.00	-	-	56.00 - 57.00	57.00	54.00 - 55.00	55.00	
Killinochchi	500.00 - 550.00	550.00	-	-	950.00 - 1000.00	1000.00	-	-	-	-	1700.00 - 1800.00	-	-	-	54.00 - 55.00	55.00	52.00 - 53.00	53.00	
Mullaitivu	-	-	-	-	-	-	-	-	-	-	-	-	-	-	-	-	-	-	-
Batticaloa	600.00 - 700.00	700.00	900.00 - 1000.00	1000.00	2000.00 - 2100.00	2100.00	2200.00 - 2400.00	2400.00	2400.00 - 2500.00	2500.00	2000.00 - 2200.00	2000.00 - 2200.00	2400.00 - 2500.00	2500.00	57.00 - 58.00	58.00	56.00 - 57.00	57.00	
Trincomalee	540.00 - 600.00	600.00	950.00 - 1050.00	1050.00	1800.00 - 1900.00	1900.00	2250.00 - 2300.00	2300.00	2350.00 - 2400.00	2400.00	1780.00 - 1850.00	1940.00 - 2000.00	-	-	57.00 - 58.00	58.00	57.00 - 58.00	58.00	
Veyangoda	600.00 - 600.00	600.00	900.00 - 900.00	900.00	-	-	2000.00 - 2000.00	2000.00	-	-	-	2000.00 - 2000.00	2400.00 - 2400.00	2400.00	50.00 - 52.00	52.00	49.00 - 52.00	52.00	
Galenbindunuwewa	400.00 - 400.00	400.00	800.00 - 800.00	800.00	-	-	2500.00 - 2500.00	2500.00	3000.00 - 3000.00	3000.00	1800.00 - 1800.00	1800.00 - 1800.00	2500.00 - 2500.00	2500.00	-	-	50.00 - 55.00	55.00	
Bandarawela	500.00 - 560.00	560.00	800.00 - 900.00	900.00	1100.00 - 1200.00	1200.00	2000.00 - 2100.00	2100.00	-	-	1500.00 - 1600.00	-	2200.00 - 2400.00	2400.00	55.00 - 56.00	56.00	53.00 - 54.00	54.00	
Matale	600.00 - 700.00	700.00	900.00 - 1000.00	1000.00	1600.00 - 1800.00	1800.00	2000.00 - 2200.00	2200.00	2600.00 - 2600.00	2600.00	1800.00 - 2000.00	1700.00 - 1800.00	2300.00 - 2400.00	2400.00	54.00 - 55.00	55.00	52.00 - 53.00	53.00	

**Table 12: Selected Markets: Retail Price of Dried Fish (Rs/Kg)**

Week 01: 29 December 2023-04 January 2024

LOCATIONS	Dried Fish													
	Sprats-Imported		Kattawa		Thora		Mora		Balaya		Anguluwa		Salaya	
Colombo	1200.00	1500.00	2000.00	2500.00	-	-	2000.00	2600.00	1600.00	1800.00	2200.00	2400.00	1000.00	1100.00
Gampaha	1200.00	1400.00	2000.00	2000.00	3000.00	3000.00	2400.00	2400.00	1400.00	1400.00	2000.00	2000.00	700.00	800.00
Kurunegala	1100.00	1200.00	2000.00	2200.00	3000.00	3000.00	2000.00	2200.00	1200.00	1400.00	1800.00	2000.00	700.00	800.00
Nikaweratiya	1200.00	1400.00	2000.00	2000.00	-	-	1800.00	2200.00	1200.00	1400.00	1800.00	2200.00	-	-
Dambulla	1200.00	1300.00	2300.00	2400.00	-	-	2300.00	2400.00	1400.00	1500.00	1700.00	1800.00	-	-
Anuradhapura	1200.00	1400.00	2000.00	2400.00	-	-	2000.00	2400.00	1400.00	1600.00	2400.00	2600.00	800.00	1000.00
Thambuththegama	1200.00	1300.00	2200.00	2400.00	-	-	2200.00	2400.00	1100.00	1200.00	1200.00	1400.00	1100.00	1200.00
Polonnaruwa	1200.00	1300.00	2000.00	2200.00	2800.00	2800.00	2200.00	2300.00	1100.00	1200.00	1500.00	1800.00	-	-
Kaluthara	1200.00	1400.00	2000.00	2200.00	-	-	2200.00	2300.00	1400.00	1600.00	2200.00	2300.00	1000.00	1200.00
Badulla	-	-	-	-	-	-	-	-	-	-	-	-	-	-
Keppetipola	1260.00	1300.00	2360.00	2380.00	-	-	2350.00	2360.00	1240.00	1260.00	2250.00	2260.00	1100.00	1150.00
Moneragala	1300.00	1400.00	2000.00	2200.00	-	-	2000.00	2200.00	1400.00	1600.00	2200.00	2400.00	800.00	900.00
Kegalle	1100.00	1200.00	2000.00	2150.00	-	-	2000.00	2100.00	1100.00	1250.00	-	-	-	-
Ampara	1200.00	1300.00	2200.00	2200.00	-	-	2200.00	2300.00	1400.00	1600.00	1200.00	1200.00	-	-
Dehiattakandiya	1200.00	1300.00	2400.00	2600.00	-	-	2200.00	2400.00	1200.00	1600.00	1300.00	1600.00	-	-
Nuwaraeliya	1280.00	1320.00	2450.00	2480.00	-	-	2250.00	2260.00	1450.00	1480.00	2300.00	2340.00	1200.00	1250.00
Kandy	1200.00	1400.00	2200.00	2300.00	-	-	2200.00	2400.00	1400.00	1600.00	2000.00	2100.00	900.00	1000.00
Puttalam	1100.00	1250.00	2200.00	2500.00	2600.00	2800.00	2000.00	2200.00	1200.00	1300.00	1100.00	1800.00	800.00	1200.00
Hambantota	1250.00	1300.00	2000.00	2100.00	-	-	-	-	1100.00	1300.00	2000.00	2100.00	-	-
Rathnapura	-	-	-	-	-	-	-	-	-	-	-	-	-	-
Matara	1200.00	1300.00	2000.00	2200.00	-	-	1800.00	2000.00	1200.00	1500.00	1900.00	2000.00	-	-
Galle	1300.00	1400.00	1900.00	2000.00	-	-	2200.00	2400.00	1300.00	1500.00	1800.00	2000.00	900.00	1000.00
Tissamaharama	1100.00	1500.00	2000.00	2000.00	-	-	1800.00	2000.00	1100.00	1500.00	2150.00	2150.00	1000.00	1200.00
Meegoda	1200.00	1250.00	2000.00	2200.00	2800.00	2800.00	1800.00	2200.00	1200.00	1200.00	1800.00	2400.00	850.00	1000.00
Embilipitiya	1100.00	1350.00	2000.00	2200.00	-	-	1900.00	2200.00	1200.00	1400.00	2100.00	2250.00	700.00	800.00
Jaffna	1200.00	1400.00	2100.00	2300.00	2900.00	3100.00	2300.00	2500.00	1300.00	1600.00	1100.00	1300.00	-	-
Vavuniya	-	-	-	-	-	-	2000.00	2150.00	1100.00	1200.00	1000.00	1100.00	1000.00	1100.00
Mannar	1150.00	1200.00	1800.00	2000.00	-	-	1800.00	2000.00	1100.00	1200.00	900.00	1000.00	800.00	900.00
Killinochchi	1100.00	1200.00	2450.00	2500.00	-	-	-	-	1800.00	1900.00	1200.00	1300.00	900.00	1000.00
Mullaittivu	-	-	-	-	-	-	-	-	-	-	-	-	-	-
Batticaloa	1400.00	1500.00	2200.00	2400.00	-	-	2100.00	2200.00	1400.00	1500.00	1200.00	1300.00	1100.00	1200.00
Trincomalee	1400.00	1450.00	2240.00	2300.00	-	-	-	-	1350.00	1400.00	1100.00	1450.00	680.00	850.00
Veyangoda	1100.00	1300.00	-	-	-	-	1900.00	2200.00	1200.00	1400.00	1800.00	2200.00	1000.00	1200.00
Galenbindunuwewa	1200.00	1400.00	2000.00	2200.00	2800.00	3000.00	2000.00	2200.00	1400.00	1600.00	2000.00	2200.00	800.00	1000.00
Bandarawela	1300.00	1400.00	2200.00	2300.00	-	-	2000.00	2200.00	1400.00	1500.00	-	-	800.00	900.00
Matale	1200.00	1300.00	2300.00	2400.00	-	-	2200.00	2300.00	1400.00	1500.00	1600.00	1700.00	700.00	800.00

**Table 13: Selected Markets: Retail Price of Meat (Rs/Kg)**

Week 01: 29 December 2023-04 January 2024

LOCATIONS	Meat	Meat (Chicken)		Meat	
	Beef	Broiler	Curry	Mutton	Pork
Colombo	2200.00 - 2500.00	1250.00 - 1410.00	1000.00 - 1400.00	3200.00 - 3400.00	1250.00 - 1300.00
Gampaha	2200.00 - 2200.00	1230.00 - 1250.00	1300.00 - 1400.00	3300.00 - 3300.00	1300.00 - 1300.00
Kurunegala	2000.00 - 2000.00	1280.00 - 1300.00	1060.00 - 1060.00	3000.00 - 3000.00	1350.00 - 1350.00
Nikaweratiya	2200.00 - 2400.00	1150.00 - 1250.00	-	-	-
Dambulla	-	1250.00 - 1300.00	-	-	1500.00 - 1600.00
Anuradhapura	2000.00 - 2200.00	1150.00 - 1220.00	-	3200.00 - 3400.00	1450.00 - 1500.00
Thambuththegama	2000.00 - 2200.00	1000.00 - 1220.00	1100.00 - 1300.00	-	1450.00 - 1500.00
Polonnaruwa	1800.00 - 1800.00	1200.00 - 1300.00	-	-	1800.00 - 1800.00
Kaluthara	2200.00 - 2300.00	1200.00 - 1300.00	1380.00 - 1400.00	-	1400.00 - 1600.00
Badulla	-	-	-	-	-
Keppetipola	2100.00 - 2200.00	1180.00 - 1260.00	1300.00 - 1380.00	3000.00 - 3100.00	-
Moneragala	2100.00 - 2100.00	1250.00 - 1350.00	1600.00 - 1650.00	3000.00 - 3000.00	1500.00 - 1600.00
Kegalle	2200.00 - 2200.00	1100.00 - 1350.00	-	2900.00 - 3000.00	1750.00 - 1850.00
Ampara	2100.00 - 2150.00	1000.00 - 1000.00	1250.00 - 1250.00	-	1400.00 - 1700.00
Dehiattakandiya	-	1230.00 - 1300.00	-	-	1230.00 - 1600.00
Nuwaraeliya	2200.00 - 2300.00	1200.00 - 1260.00	1320.00 - 1380.00	3200.00 - 3300.00	1700.00 - 1800.00
Kandy	2200.00 - 2200.00	1180.00 - 1200.00	1400.00 - 1450.00	3000.00 - 3000.00	1450.00 - 1500.00
Puttalam	2000.00 - 2200.00	1300.00 - 1350.00	-	3200.00 - 3200.00	-
Hambantota	-	1320.00 - 1350.00	-	-	-
Rathnapura	-	-	-	-	-
Matara	-	1320.00 - 1330.00	-	-	-
Galle	2200.00 - 2200.00	1130.00 - 1200.00	-	3400.00 - 3400.00	-
Tissamaharama	-	1300.00 - 1350.00	-	-	1600.00 - 1700.00
Meegoda	-	1200.00 - 1270.00	1250.00 - 1450.00	3300.00 - 3300.00	1500.00 - 1500.00
Embilipitiya	2150.00 - 2200.00	1000.00 - 1150.00	1250.00 - 1300.00	2900.00 - 3000.00	1450.00 - 1600.00
Jaffna	2000.00 - 2100.00	1150.00 - 1200.00	1450.00 - 1550.00	3450.00 - 3550.00	-
Vavuniya	2000.00 - 2150.00	1350.00 - 1400.00	-	2900.00 - 2950.00	-
Mannar	1700.00 - 1900.00	1380.00 - 1400.00	-	-	-
Killinochchi	1900.00 - 1960.00	1300.00 - 1350.00	1550.00 - 1600.00	3000.00 - 3300.00	-
Mullaittivu	-	-	-	-	-
Batticaloa	1600.00 - 1600.00	1180.00 - 1200.00	1500.00 - 1600.00	3000.00 - 3000.00	-
Trincomalee	1950.00 - 2000.00	1250.00 - 1300.00	-	-	-
Veyangoda	2200.00 - 2200.00	1250.00 - 1250.00	-	3000.00 - 3000.00	1300.00 - 1300.00
Galenbindunuwewa	1900.00 - 1900.00	1190.00 - 1200.00	1400.00 - 1450.00	-	1500.00 - 1500.00
Bandarawela	2000.00 - 2200.00	1250.00 - 1300.00	-	3000.00 - 3200.00	-
Matale	2000.00 - 2200.00	1250.00 - 1300.00	1300.00 - 1450.00	2800.00 - 3000.00	1500.00 - 1600.00

**Table 14: Colombo: Wholesale Prices (Rs/Kg or Rs/Pieces)**

**Week 01: 29 December 2023-04 January 2024**

COMMODITY	Range	Average Price			Change Compared to		COMMODITY	Range	Average Price			Change Compared to						
		This Week	Last Week	Last Year	Last Week (%)	Last Year (%)			This Week	Last Week	Last Year	Last Week (%)	Last Year (%)					
<b><u>Rice</u></b>							<b><u>Coconut</u></b>											
<b>Local</b>							<b>Large</b>						95.00 - 100.00	97.30	102.50	94.10	-5.07	3.40
Samba 1	235.00 - 240.00	237.56	234.75	214.55	1.20	10.72	<b>Small</b>						80.00 - 92.00	85.60	89.25	85.55	-4.09	0.06
Samba 2	227.00 - 230.00	229.11	227.25	206.80	0.82	10.79	<b>Fruits (Rs/Fruit)</b>											
Keeri Samba	315.00 - 330.00	322.50	316.43	223.50	1.92	44.30	<b>Plantain</b>											
Nadu 1	210.00 - 215.00	211.67	211.25	204.73	0.20	3.39	<b>Ambul (Rs/Kg)</b>						160.00 - 200.00	180.00	140.77	201.54	27.87	-10.69
Nadu 2	205.00 - 208.00	206.25	206.00	197.50	0.12	4.43	<b>Kolikuttu (Rs/Kg)</b>						350.00 - 400.00	376.67	343.33	395.83	9.71	-4.84
Raw (Red)	175.00 - 185.00	180.00	180.63	198.30	-0.35	-9.23	<b>Seeni (Rs/Kg)</b>						120.00 - 160.00	143.33	136.67	130.00	4.88	10.26
Raw (White)	200.00 - 205.00	202.50	201.67	194.50	0.41	4.11	<b>Anamalu</b>						28.00 - 34.00	31.00	29.17	20.50	6.27	51.22
<b>Imported</b>							<b>Ambun</b>						34.00 - 40.00	37.17	35.00	25.67	6.19	44.79
Samba	.	.	.	209.20	.	.	<b>Papaw(Rs/Kg)</b>						140.00 - 240.00	184.17	143.33	154.29	28.49	19.36
Nadu	.	.	.	176.80	.	.	<b>Passion Fruit</b>						60.00 - 100.00	77.50	50.09	28.40	54.72	172.89
Raw (Red)	.	.	.	.	.	.	<b>Pineapple Large</b>						460.00 - 520.00	495.00	443.08	582.50	11.72	-15.02
Raw (White)	.	.	.	169.30	.	.	<b>Pineapple Medium</b>						360.00 - 400.00	385.00	353.33	490.00	8.96	-21.43
<b><u>Dried Chillies</u></b>							<b>Pineapple Small</b>						260.00 - 300.00	285.00	276.67	390.00	3.01	-26.92
Imported	1000.00 - 1050.00	1026.67	1047.14	1392.00	-1.96	-26.25	<b>Mango</b>											
<b><u>Onion</u></b>							<b>Betti</b>						.	.	29.00	14.44	.	.
Sinnan	.	.	.	.	.	.	<b>Karthakolomban</b>						45.00 - 60.00	52.92	45.00	70.00	17.59	-24.40
Vedalan	.	.	.	.	.	.	<b>Vilad</b>						65.00 - 70.00	66.67	30.50	56.25	118.58	18.52
Imported	390.00 - 460.00	420.00	450.00	591.50	-6.67	-28.99	<b>Kohu</b>						.	.	.	.	.	
<b><u>Big Onion</u></b>							<b>Other</b>											
Imported	390.00 - 420.00	405.71	430.00	162.50	-5.65	149.67	<b>Wood Apple</b>						36.00 - 40.00	38.91	30.50	38.90	27.57	0.02
<b>Local</b>							<b>Orange</b>						140.00 - 150.00	143.33	146.67	49.09	-2.27	191.98
<b><u>Potato</u></b>							<b>Avocado</b>						240.00 - 340.00	283.64	278.33	164.00	1.91	72.95
Welimada	.	.	.	.	.	.	<b>Slime Apple</b>						45.00 - 55.00	49.29	55.00	30.89	-10.39	59.55
N'Eliya	350.00 - 380.00	365.00	340.00	420.00	7.35	-13.10	<b>Grapes (Imp., Rs/Kg)</b>						1300.00 - 1400.00	1364.29	1375.00	1613.75	-0.78	-15.46
Imported	120.00 - 200.00	162.50	168.13	165.30	-3.35	-1.69	<b>King Coconut</b>						80.00 - 110.00	93.33	93.75	106.25	-0.44	-12.16
<b><u>Pulses</u></b>							<b>Sea Fish</b>											
Green Gram	950.00 - 1150.00	1033.33	911.67	1165.00	13.35	-11.30	<b>Salaya</b>						280.00 - 500.00	383.00	325.00	398.00	17.85	-3.77
Cowpea (White)	1050.00 - 1150.00	1100.00	1100.00	1300.63	0.00	-15.43	<b>Hurulla</b>						600.00 - 750.00	658.00	746.00	726.00	-11.80	-9.37
Cowpea (Red)	1050.00 - 1200.00	1125.00	1150.00	1330.00	-2.17	-15.41	<b>Balaya</b>						950.00 - 1100.00	1013.00	928.00	818.00	9.16	23.84
Red Dhal	295.00 - 300.00	296.67	299.00	357.80	-0.78	-17.09	<b>Kelawalla</b>						1200.00 - 1400.00	1323.00	1388.00	1270.00	-4.68	4.17
<b><u>Vegetable</u></b>							<b>Thora</b>						2000.00 - 2800.00	2320.00	2580.00	2420.00	-10.08	-4.13
Beans (Butter)	.	.	.	.	.	.	<b>Paraw</b>						1250.00 - 1450.00	1343.00	1450.00	1163.00	-7.38	15.48
Beans(Green)	450.00 - 550.00	498.00	475.00	600.00	4.84	-17.00	<b>Mora</b>						800.00 - 950.00	880.00	1180.00	.	-25.42	
Carrot	600.00 - 680.00	644.00	417.00	232.00	54.44	177.59	<b>Shrimps</b>						1500.00 - 1800.00	1650.00	1720.00	1585.00	-4.07	4.10
Leeks	300.00 - 420.00	366.00	220.00	274.00	66.36	33.58	<b>Thalapath</b>						1500.00 - 2300.00	1880.00	1700.00	1730.00	10.59	8.67
Beetroot	380.00 - 450.00	417.50	398.33	377.50	4.81	10.60	<b>Eggs</b>											
Knolkhol	250.00 - 280.00	261.00	222.00	232.00	17.57	12.50	<b>Brown</b>						51.00 - 55.00	53.00	57.75	.	-8.23	
Raddish	120.00 - 180.00	151.00	151.00	106.00	0.00	42.45	<b>White</b>						49.00 - 52.00	50.50	54.50	60.50	-7.34	-16.53
Cabbage	400.00 - 480.00	440.00	370.00	123.00	18.92	257.72	<b>Dried Fish</b>											
Tomato	450.00 - 650.00	548.00	474.00	175.00	15.61	213.14	<b>Sprats</b>						1300.00 - 1450.00	1383.00	1331.00	1343.00	3.91	2.98
Ladies Fingers	120.00 - 180.00	151.00	135.00	135.00	11.85	11.85	<b>Sprats (Imported)</b>						900.00 - 1100.00	988.33	978.33	898.33	1.02	10.02
Brinjal	450.00 - 500.00	478.00	548.00	208.00	-12.77	129.81	<b>Kattawa</b>						.	.	.	.	.	
Capsicum	550.00 - 650.00	603.00	448.00	665.00	34.60	-9.32	<b>Kattawa (Imported)</b>						1280.00 - 1400.00	1334.00	1268.00	1693.00	5.21	-21.20
Pumpkin	150.00 - 180.00	162.00	154.00	130.00	5.19	24.62	<b>Thora</b>						.	.	.	.	.	
Cucumber	70.00 - 120.00	93.00	112.00	72.00	-16.96	29.17	<b>Thora (Imported)</b>						.	.	.	.	.	
Bitter Gourd	280.00 - 400.00	334.00	347.00	304.00	-3.75	9.87	<b>Mora</b>						1700.00 - 1850.00	1779.00	1737.00	1765.00	2.42	0.79
Snake Gourd	180.00 - 200.00	190.00	208.00	227.00	-8.65	-16.30	<b>Mora (Imported)</b>						.	.	.	.	.	
Drumstick	.	.	.	.	.	.	<b>Balaya</b>						900.00 - 980.00	928.00	917.00	873.00	1.20	6.30
Luffa	250.00 - 350.00	300.00	344.00	216.00	-12.79	38.89	<b>Balaya (Imported)</b>						.	.	.	.	.	
Long Beans	100.00 - 150.00	131.00	147.00	280.00	-10.88	-53.21	<b>Anguluwa</b>						.	.	.	.	.	
Ash Plantain	200.00 - 280.00	245.00	282.00	217.00	-13.12	12.90	<b>Anguluwa (Imported)</b>						1450.00 - 1600.00	1503.33	1502.00	1686.67	0.09	-10.87
Green Chillies	900.00 - 1700.00	1290.00	1075.00	305.00	20.00	322.95	<b>Maduwa</b>						1280.00 - 1400.00	1335.00	1396.00	1195.00	-4.37	11.72
Lime	250.00 - 400.00	305.00	295.00	116.00	3.39	162.93	<b>Maduwa (Imported)</b>						.	.	.	.	.	
<b><u>Root Crops</u></b>							<b>Koduwa</b>						.	.	.	.	.	
Sweet Potato	70.00 - 120.00	93.00	88.00	136.00	5.68	-31.62	<b>Koduwa (Imported)</b>						.	.	.	.	.	
Manioc	80.00 - 120.00	102.22	90.00	146.00	13.58	-29.98	<b>Salaya</b>						400.00 - 550.00	482.50	423.33	768.00	13.98	-37.17
<b><u>Leafy Vegetable</u></b>							<b>Salaya (Imported)</b>						.	.	.	.	.	
Mukunuwenna	45.00 - 55.00	49.38	50.00	58.00	-1.25	-14.87												
Kankun	45.00 - 55.00	49.38	50.00	58.00	-1.25	-14.87												
Gotukola (Rs/Kg)	280.00 - 300.00	290.00	290.00	244.00	0.00	18.85												

**This Week:**  
**Last Week:**

Week 01: 29 December 2023-04 January 2024  
Week 52: 22 - 28 December 2023

**Table 15: Colombo &Suburbs: Retail Prices (Rs/Kg or Rs/Piece)**

**Week 01: 29 December 2023-04 January 2024**

COMMODITY	Range	Average Price			Change Compared to		COMMODITY	Range	Average Price			Change Compared to	
		This Week	Last Week	Last Year	Last Week	Last Year (%)			This Week	Last Week	Last Year	Last Week	Last Year (%)
<b><u>Rice</u></b>													
<b>Local</b>													
Samba 1	230.00 - 260.00	253.60	252.14	228.33	1.46	11.07							
Samba 2	-	-	245.00	218.33	-	-							
Keeri Samba	-	-	-	256.00	-	-							
Nadu 1	220.00 - 230.00	224.55	224.25	221.21	0.30	1.51							
Nadu 2	220.00 - 220.00	220.00	220.00	214.81	0.00	2.42							
Raw (Red)	190.00 - 220.00	205.79	206.19	215.88	-0.40	-4.67							
Raw (White)	210.00 - 220.00	215.50	215.24	210.91	0.26	2.18							
<b>Imported</b>													
Samba	-	-	-	220.31	-	-							
Nadu	-	-	-	197.07	-	-							
Raw (Red)	-	-	-	-	-	-							
Raw (White)	-	-	-	189.09	-	-							
<b><u>Dried Chillies</u></b>													
Imported	1100.00 - 1300.00	1250.00	1313.64	1791.67	-63.64	-30.23							
<b><u>Onion</u></b>													
Sinnan	-	-	-	-	-	-							
Vedalan	-	-	-	-	-	-							
Imported	480.00 - 600.00	512.22	594.62	730.30	-82.40	-29.86							
<b><u>Big Onion</u></b>													
Imported	420.00 - 480.00	456.50	510.00	203.94	-53.50	123.84							
<b>Local</b>													
<b><u>Potato</u></b>													
Welimada	-	-	-	-	-	-							
N'Eliya	400.00 - 440.00	417.50	415.63	458.00	1.87	-8.84							
Imported	180.00 - 220.00	197.65	212.50	198.75	-14.85	-0.55							
<b><u>Pulses</u></b>													
Green Gram	1000.00 - 1400.00	1169.47	1163.04	1292.50	6.43	-9.52							
Cowpea (White)	1200.00 - 1400.00	1307.14	1255.00	1375.00	52.14	-4.94							
Cowpea (Red)	1200.00 - 1400.00	1300.00	1263.64	1374.00	36.36	-5.39							
Red Dhal	320.00 - 360.00	339.50	340.80	381.71	-1.30	-11.06							
<b><u>Vegetable</u></b>													
Beans (Butter)	-	-	-	-	-	-							
Beans(Green)	460.00 - 800.00	678.70	668.97	699.63	9.73	-2.99							
Carrot	700.00 - 1000.00	807.50	598.46	354.07	209.04	128.06							
Leeks	380.00 - 700.00	531.82	388.85	438.85	142.97	21.18							
Beetroot	550.00 - 900.00	743.75	637.60	553.60	106.15	34.35							
Knolkhol	350.00 - 600.00	492.31	435.79	351.50	56.52	40.06							
Raddish	220.00 - 400.00	317.92	312.86	204.81	5.06	55.23							
Cabbage	550.00 - 800.00	700.42	550.00	239.31	150.42	192.68							
Tomato	480.00 - 1000.00	745.24	643.08	255.56	102.16	191.61							
Ladies Fingers	250.00 - 420.00	348.26	343.10	242.14	5.16	43.83							
Brinjal	500.00 - 900.00	689.52	765.17	444.81	-75.65	55.02							
Capsicum	650.00 - 1000.00	822.92	774.07	932.00	48.85	-11.70							
Pumpkin	180.00 - 340.00	278.40	274.44	229.63	3.96	21.24							
Cucumber	140.00 - 320.00	229.57	253.08	191.43	-23.51	19.92							
Bitter Gourd	350.00 - 700.00	543.48	567.14	471.15	-23.66	15.35							
Snake Gourd	250.00 - 480.00	394.78	399.20	400.00	-4.42	-1.30							
Drumstick	-	-	-	-	-	-							
Luffa	300.00 - 600.00	506.67	515.00	368.00	-8.33	37.68							
Long Beans	240.00 - 520.00	349.52	361.43	406.40	-11.91	-14.00							
Ash Plantain	320.00 - 500.00	384.58	388.46	311.54	-3.88	23.45							
Green Chillies	1200.00 - 2400.00	1780.43	1600.00	530.36	180.43	235.70							
Lime	300.00 - 1000.00	671.30	661.85	304.62	9.45	120.37							
<b><u>Root Crops</u></b>													
Sweet Potato	150.00 - 320.00	253.91	240.74	238.46	13.17	6.48							
Manioc	150.00 - 240.00	203.50	211.72	215.36	-8.22	-5.51							
<b><u>Leafy Vegetable</u></b>													
Mukunuwenna	60.00 - 100.00	78.18	73.33	81.50	4.85	-4.07							
Kankun	60.00 - 100.00	77.73	73.33	81.50	4.40	-4.63							
Gotukola	100.00 - 120.00	101.82	101.33	125.00	0.49	-18.55							
<b><u>Coconut</u></b>													
Large	105.00 - 120.00	116.25	120.32	111.04	-4.07	4.69							
Small	85.00 - 100.00	92.50	96.33	89.95	-3.83	2.83							
<b><u>Fruits (Rs/Fruit)</u></b>													
<b>Plantain</b>													
Ambul (Rs/Kg)	200.00 - 300.00	246.96	226.25	267.78	20.71	-7.78							
Kolikuttu (Rs/Kg)	450.00 - 550.00	501.76	489.17	520.27	12.59	-3.56							
Seeni (Rs/Kg)	150.00 - 280.00	225.45	221.30	222.16	4.15	1.48							
Anamalu	30.00 - 42.00	34.88	38.13	28.15	-3.26	23.89							
Ambun	35.00 - 56.00	47.19	49.96	34.60	-2.77	36.39							
Papaw(Rs/Kg)	180.00 - 350.00	248.50	229.17	297.50	19.33	-16.47							
Passion Fruit	65.00 - 100.00	80.00	64.71	45.77	15.29	74.79							
Pineapple Large	480.00 - 650.00	550.77	524.77	638.67	26.00	-13.76							
Pineapple Medium	380.00 - 550.00	460.59	426.67	560.00	33.92	-17.75							
Pineapple Small	280.00 - 450.00	370.71	347.69	465.36	23.02	-20.34							
<b>Mango</b>													
Betti	-	-	-	-	-	-							
Karthakolomban	66.00 - 200.00	108.20	99.90	144.19	8.30	-24.96							
Vilad	-	-	-	84.00	-	-							
Kohu	-	-	-	-	-	-							
<b>Other</b>													
Wood Apple	40.00 - 120.00	72.00	62.05	72.79	9.95	-1.09							
Orange	180.00 - 250.00	206.00	206.36	110.45	-0.36	86.51							
Avocado	260.00 - 300.00	280.00	-	170.00	-	64.71							
Slime Apple	50.00 - 120.00	80.83	82.47	87.59	-1.64	-7.71							
Grapes (Imp., Rs/Kg)	1500.00 - 2500.00	2053.85	2064.71	2123.81	-10.86	-3.29							
King Coconut	100.00 - 150.00	131.11	143.18	140.48	-12.07	-6.67							
<b><u>Sea Fish</u></b>													
Salaya	500.00 - 600.00	579.33	564.76	602.31	14.57	-3.81							
Hurulla	720.00 - 1000.00	868.33	928.46	883.20	-60.13	-1.68							
Balaya	1100.00 - 1800.00	1337.50	1508.33	1488.33	-170.83	-10.13							
Kelawalla	1500.00 - 2600.00	2134.62	2139.47	2350.00	-4.85	-9.17							
Thora	2700.00 - 4000.00	3258.33	3453.33	3272.22	-195.00	-0.42							
Paraw	1500.00 - 2600.00	2080.00	2282.50	2203.75	-202.50	-5.62							
Mora	-	-	-	-	-	-							
Shrimps	2000.00 - 2100.00	2007.14	2086.11	1811.20	-78.97	10.82							
Thalapat	2000.00 - 2800.00	2717.65	2770.45	2780.77	-52.80	-2.27							
<b><u>Eggs</u></b>													
Brown	54.00 - 56.00	55.29	57.88	63.00	-2.59	-12.23							
White	51.00 - 54.00	52.35	55.11	61.79	-2.76	-15.27							
<b><u>Dried Fish</u></b>													
Sprats	1800.00 - 2400.00	2035.29	1945.83	1739.29	89.46	17.02							
Sprats (Imported)	1200.00 - 1500.00	1433.33	1463.64	1328.00	-30.31	7.93							
Kattawa	2000.00 - 2500.00	2336.84	2325.00	2482.61	11.84	-5.87							
Thora	-	-	-	-	-	-							
Mora	2000.00 - 2600.00	2417.65	2405.00	2454.17	12.65	-1.49							
Balaya	1600.00 - 1800.00	1705.26	1704.55	1469.23	0.71	16.07							
Anguluwa	2200.00 - 2400.00	2342.86	2430.77	2500.00	-87.91	-6.29							
Maduwa	-	-	-	-	-	-							
Koduwa	-	-	-	-	-	-							
Salaya	1000.00 - 1100.00	1046.15	1150.00	1310.71	-103.85	-20.18							
<b><u>Meat</u></b>													
Beef (without Bones)	2200.00 - 2500.00	2450.00	2383.33	2000.00	66.67	22.50							
Chicken (Broiler)	1250.00 - 1410.00	1338.89	1335.56	1249.00	3.33	7.20							
Chicken (Curry)	1000.00 - 1400.00	1208.89	1312.50	1578.57	-103.61	-23.42							
Mutton	3200.00 - 3400.00	3250.00	3300.00	2922.22	-50.00	11.22							
Pork	1250.00 - 1300.00	1275.00	1275.00	1766.67	0.00	-27.83							

**This Week:** Week 01: 29 December 2023-04 January 2024  
**Last Week:** Week 52: 22 - 28 December 2023

**Table 16: Farmgate/Producer Prices of Food Commodities in Selected Producing Areas (Rs/Kg)**

Week 01: 29 December 2023-04 January 2024

COMMODITY	Range	Average Price	COMMODITY	Range	Average Price	COMMODITY	Range	Average Price
<b><u>Paddy</u></b>			<b><u>Vegetable (Up Country)</u></b>			<b><u>Snake Gourd</u></b>		
<b>Short Grain</b>			<b>Beans</b>			Dambulla	145.00 – 162.50	156.00
A'pura	123.00 – 130.00	125.80	Dambulla	420.00 – 450.00	434.00	Hambantota	140.00 – 160.00	148.00
P'narawa	129.00 – 131.00	130.33	Welimada	480.00 – 520.00	504.00	Embilipitiya	180.00 – 200.00	186.00
Kalawewa	124.00 – 130.00	126.80	Badulla	-	-	Matara	-	-
Kurunegala	125.00 – 130.00	127.75	<b>Carrot</b>			A'pura	190.00 – 210.00	198.00
Dehiattakandiya	125.00 – 129.00	127.00	N'Eliya	420.00 – 440.00	432.00	<b>Luffa</b>		
Nikaweratiya	125.00 – 130.00	127.80	Welimada	360.00 – 380.00	370.00	Dambulla	290.00 – 330.00	310.00
Ampara	120.00 – 130.00	125.00	Hanguranketha	430.00 – 470.00	452.00	Hambantota	180.00 – 220.00	205.00
<b>Long Grain (White)</b>			<b>Leeks</b>			Embilipitiya	320.00 – 350.00	332.00
A'pura	113.00 – 116.00	114.20	N'Eliya	240.00 – 260.00	252.00	Matara	-	-
P'narawa	114.00 – 116.00	115.17	Welimada	260.00 – 280.00	268.00	A'pura	300.00 – 320.00	308.00
Kalawewa	114.00 – 117.00	115.40	<b>Beetroot</b>			<b>Green Chillies</b>		
Kurunegala	115.00 – 118.00	116.75	N'Eliya	350.00 – 360.00	354.00	Dambulla	800.00 – 950.00	880.00
Dehiattakandiya	105.00 – 109.00	107.33	Dambulla	540.00 – 550.00	543.33	Hambantota	-	-
Embilipitiya	-	-	Kurunegala	-	-	Embilipitiya	900.00 – 980.00	952.00
Nikaweratiya	116.00 – 118.00	117.20	Welimada	320.00 – 330.00	324.00	Puttalam	800.00 – 950.00	890.00
Hambantota	-	-	Hanguranketha	340.00 – 360.00	351.00	A'pura	1150.00 – 1250.00	1190.00
Ampara	112.00 – 120.00	115.67	<b>Knol Khol</b>			<b>Pumpkin</b>		
<b>Long Grain (Red)</b>			N'Eliya	230.00 – 245.00	238.00	Dambulla	120.00 – 135.00	128.00
Matara	95.00 – 105.00	100.00	Welimada	250.00 – 260.00	254.00	Hambantota	110.00 – 130.00	120.00
Hambantota	95.00 – 98.00	96.75	Hanguranketha	230.00 – 240.00	236.60	Embilipitiya	120.00 – 140.00	128.00
Embilipitiya	98.00 – 100.00	99.40	<b>Raddish</b>			Matara	100.00 – 130.00	118.75
<b>Keeri Samba</b>			N'Eliya	120.00 – 130.00	125.00	A'pura	120.00 – 140.00	128.00
A'pura	147.00 – 155.00	151.00	Welimada	90.00 – 100.00	96.00	Moneragala	130.00 – 140.00	134.00
P'narawa	159.00 – 164.00	161.00	Hambantota	-	-	<b>Cucumber</b>		
Kalawewa	145.00 – 155.00	150.00	Hanguranketha	70.00 – 80.00	76.60	A'pura	70.00 – 90.00	78.00
Kurunegala	150.00 – 155.00	153.75	<b>Cabbage</b>			Dambulla	57.00 – 67.00	61.60
Dehiattakandiya	150.00 – 155.00	153.33	N'Eliya	420.00 – 440.00	432.00	Hambantota	50.00 – 60.00	52.50
<b>Red Onion</b>			Welimada	320.00 – 330.00	326.00	Matara	70.00 – 80.00	76.25
Puttalam	-	-	Badulla	-	-	<b>Long Beans</b>		
Jaffna	-	-	Hanguranketha	320.00 – 350.00	336.00	Dambulla	150.00 – 172.50	165.00
<b>Big Onion</b>			<b>Tomato</b>			Hambantota	120.00 – 150.00	135.00
Dambulla	-	-	Welimada	520.00 – 530.00	524.00	Embilipitiya	200.00 – 240.00	220.00
Kalawewa	-	-	Hambantota	-	-	Matara	130.00 – 150.00	141.25
A'pura	-	-	Dambulla	520.00 – 550.00	538.00	A'pura	190.00 – 210.00	198.00
<b>Potato</b>			Hanguranketha	-	-	<b>Ash Plantain</b>		
N'Eliya	290.00 – 310.00	302.00	<b>Vegetable (Low Country)</b>			Hambantota	-	-
Badulla	-	-	<b>Ladies Fingers</b>			Embilipitiya	200.00 – 230.00	216.00
Welimada	260.00 – 265.00	263.00	A'pura	180.00 – 200.00	188.00	Matara	180.00 – 190.00	186.25
<b>Pulses</b>			Dambulla	125.00 – 140.00	132.00	<b>Lime</b>		
<b>Green Gram</b>			Hambantota	120.00 – 140.00	132.00	Hambantota	-	-
Hambantota	-	-	Embilipitiya	190.00 – 220.00	204.00	Embilipitiya	200.00 – 230.00	214.00
Moneragala	850.00 – 900.00	870.00	Matara	130.00 – 150.00	138.75	Moneragala	200.00 – 250.00	220.00
Embilipitiya	700.00 – 750.00	725.00	<b>Brinjal</b>			<b>Fruits (Rs/Kg)</b>		
Nikaweratiya	750.00 – 850.00	793.75	A'pura	460.00 – 500.00	476.00	<b>Banana</b>		
A'pura	800.00 – 850.00	825.00	Dambulla	430.00 – 480.00	448.00	<b>Ambul</b>		
<b>Cowpea</b>			Hambantota	-	-	Moneragala	70.00 – 80.00	74.00
Hambantota	-	-	Embilipitiya	450.00 – 480.00	467.50	Embilipitiya	90.00 – 120.00	104.00
Nikaweratiya	800.00 – 900.00	850.00	Matara	-	-	Hambantota	80.00 – 110.00	95.00
Moneragala	900.00 – 950.00	920.00	Welimada	350.00 – 360.00	356.00	<b>Kolikuttu</b>		
Embilipitiya	850.00 – 900.00	875.00	<b>Capsicum</b>			Moneragala	250.00 – 280.00	262.00
<b>Maize</b>			Badulla	-	-	Embilipitiya	240.00 – 280.00	260.00
A'pura	120.00 – 130.00	125.00	Welimada	510.00 – 530.00	520.00	Hambantota	-	-
Kalawewa	-	-	<b>Bitter Gourd</b>			<b>Papaw</b>		
<b>Gingelly</b>			A'pura	400.00 – 500.00	460.00	Moneragala	100.00 – 110.00	104.00
A'pura	800.00 – 850.00	825.00	Dambulla	270.00 – 300.00	288.00	Embilipitiya	100.00 – 120.00	112.00
Kalawewa	-	-	Hambantota	-	-	Hambantota	110.00 – 130.00	120.00
<b>Black Gram</b>			Embilipitiya	500.00 – 530.00	516.00	<b>Pineapple</b>		
A'pura	900.00 – 950.00	925.00	Matara	380.00 – 420.00	395.00	Divulapitiya	-	-
Kalawewa	-	-						

**Annex 01 - Colombo Markets: Retail Prices of Rice and Subsidiary Food Crops (Rs/Kg)**

**Week 01: 29 December 2023-04 January 2024**

28

<b>CROP</b>	<b>PELIYAGODA</b>	<b>MAHARAGAMA</b>	<b>KIRULAPONE</b>	<b>NUGEGODA</b>	<b>NARAHENPITA</b>	<b>DEMATAGODA</b>	<b>THOTALANGA</b>	<b>KADAWATHA</b>	<b>KIRIBATHGODA</b>
<b><u>Rice</u></b>									
<b>Local</b>									
Samba 1	260.00 - 260.00	230.00 - 260.00	260.00 - 260.00	230.00 - 260.00	260.00 - 260.00	260.00 - 260.00	250.00 - 260.00	230.00 - 260.00	230.00 - 260.00
Samba 2	-	-	-	-	-	-	-	-	-
Keeri Samba	-	-	-	-	-	-	-	-	-
Nadu 1	-	220.00 - 220.00	-	220.00 - 220.00	220.00 - 220.00	220.00 - 220.00	230.00 - 230.00	220.00 - 230.00	220.00 - 230.00
Nadu 2	220.00 - 220.00	220.00 - 220.00	220.00 - 220.00	220.00 - 220.00	220.00 - 220.00	220.00 - 220.00	-	-	220.00 - 220.00
Raw (Red)	200.00 - 200.00	210.00 - 220.00	190.00 - 200.00	210.00 - 210.00	210.00 - 210.00	200.00 - 200.00	190.00 - 190.00	190.00 - 190.00	210.00 - 220.00
Raw (White)	210.00 - 220.00	220.00 - 220.00	220.00 - 220.00	210.00 - 210.00	220.00 - 220.00	210.00 - 210.00	220.00 - 220.00	210.00 - 220.00	210.00 - 220.00
<b>Imported</b>									
Samba	-	-	-	-	-	-	-	-	-
Nadu	-	-	-	-	-	-	-	-	-
Raw (Red)	-	-	-	-	-	-	-	-	-
Raw (White)	-	-	-	-	-	-	-	-	-
<b><u>Dried Chillies</u></b>									
Imported	1100.00 - 1150.00	1300.00 - 1300.00	1300.00 - 1300.00	1300.00 - 1300.00	1300.00 - 1300.00	1300.00 - 1300.00	1300.00 - 1300.00	1200.00 - 1250.00	1300.00 - 1300.00
<b><u>Red Onion</u></b>									
Sinnan	-	-	-	-	-	-	-	-	-
Vedalan	-	-	-	-	-	-	-	-	-
Imported	480.00 - 480.00	480.00 - 480.00	480.00 - 480.00	480.00 - 480.00	600.00 - 600.00	600.00 - 600.00	500.00 - 500.00	580.00 - 580.00	500.00 - 540.00
<b><u>Big Onion</u></b>									
Imported	450.00 - 460.00	450.00 - 460.00	460.00 - 460.00	460.00 - 480.00	480.00 - 480.00	480.00 - 480.00	430.00 - 480.00	440.00 - 450.00	420.00 - 420.00
Local	-	-	-	-	-	-	-	-	-
<b><u>Potato</u></b>									
Welimada	-	-	-	-	-	-	-	-	-
N'Eliya	420.00 - 420.00	400.00 - 440.00	440.00 - 440.00	440.00 - 440.00	400.00 - 400.00	400.00 - 400.00	400.00 - 400.00	400.00 - 400.00	-
Imported	180.00 - 200.00	200.00 - 200.00	200.00 - 220.00	200.00 - 220.00	200.00 - 200.00	200.00 - 200.00	180.00 - 200.00	180.00 - 180.00	200.00 - 220.00
<b><u>Pulses</u></b>									
Green Gram	1100.00 - 1100.00	1200.00 - 1200.00	1400.00 - 1400.00	1400.00 - 1400.00	1120.00 - 1200.00	1300.00 - 1300.00	1000.00 - 1100.00	1000.00 - 1000.00	1000.00 - 1100.00
Cowpea (White)	1300.00 - 1400.00	1300.00 - 1400.00	1400.00 - 1400.00	1400.00 - 1400.00	1300.00 - 1300.00	1300.00 - 1300.00	1200.00 - 1200.00	1200.00 - 1200.00	1200.00 - 1200.00
Cowpea (Red)	1300.00 - 1300.00	1400.00 - 1400.00	1300.00 - 1300.00	1300.00 - 1300.00	1300.00 - 1300.00	1300.00 - 1300.00	1200.00 - 1200.00	1300.00 - 1300.00	1300.00 - 1400.00
Red Dhal	320.00 - 320.00	340.00 - 360.00	340.00 - 360.00	340.00 - 360.00	340.00 - 360.00	330.00 - 330.00	320.00 - 350.00	360.00 - 360.00	340.00 - 360.00



**Annex 02 - Colombo Markets: Retail Prices of Vegetables (Rs/Kg) and Coconut (Rs/Nut)**

**Week 01: 29 December 2023-04 January 2024**

29

<b>CROP</b>	<b>PELIYAGODA</b>	<b>MAHARAGAMA</b>	<b>KIRULAPONE</b>	<b>NUGEGODA</b>	<b>NARAHENPITA</b>	<b>DEMATAGODA</b>	<b>THOTALANGA</b>	<b>KADAWATHA</b>	<b>KIRIBATHGODA</b>
<b><i>Vegetable</i></b>									
Beans	550.00 - 580.00	800.00 - 800.00	800.00 - 800.00	800.00 - 800.00	460.00 - 480.00	760.00 - 800.00	560.00 - 660.00	600.00 - 800.00	550.00 - 560.00
Carrot	750.00 - 800.00	900.00 - 1000.00	800.00 - 800.00	1000.00 - 1000.00	750.00 - 760.00	760.00 - 800.00	700.00 - 750.00	720.00 - 800.00	720.00 - 760.00
Leeks	380.00 - 400.00	580.00 - 600.00	500.00 - 520.00	700.00 - 700.00	400.00 - 420.00	600.00 - 660.00	450.00 - 500.00	640.00 - 670.00	600.00 - 680.00
Beetroot	550.00 - 600.00	800.00 - 900.00	800.00 - 800.00	800.00 - 900.00	800.00 - 850.00	-	680.00 - 740.00	-	-
Knolkhol	350.00 - 400.00	600.00 - 600.00	580.00 - 600.00	-	550.00 - 560.00	-	440.00 - 480.00	-	-
Raddish	220.00 - 250.00	380.00 - 400.00	320.00 - 400.00	380.00 - 400.00	360.00 - 380.00	320.00 - 340.00	260.00 - 280.00	240.00 - 260.00	320.00 - 380.00
Cabbage	550.00 - 600.00	780.00 - 800.00	640.00 - 800.00	760.00 - 800.00	700.00 - 760.00	760.00 - 800.00	580.00 - 600.00	740.00 - 800.00	600.00 - 680.00
Tomato	700.00 - 750.00	800.00 - 800.00	800.00 - 800.00	1000.00 - 1000.00	640.00 - 680.00	800.00 - 1000.00	480.00 - 480.00	540.00 - 600.00	480.00 - 480.00
Ladies Fingers	250.00 - 260.00	400.00 - 420.00	400.00 - 420.00	400.00 - 400.00	260.00 - 280.00	320.00 - 340.00	360.00 - 380.00	320.00 - 340.00	320.00 - 360.00
Brinjal	500.00 - 520.00	800.00 - 800.00	720.00 - 800.00	780.00 - 800.00	700.00 - 740.00	600.00 - 650.00	600.00 - 660.00	900.00 - 900.00	600.00 - 660.00
Capsicum	650.00 - 700.00	1000.00 - 1000.00	800.00 - 1000.00	1000.00 - 1000.00	650.00 - 680.00	900.00 - 1000.00	700.00 - 740.00	740.00 - 800.00	760.00 - 800.00
Pumpkin	180.00 - 200.00	260.00 - 280.00	260.00 - 280.00	320.00 - 320.00	220.00 - 260.00	320.00 - 340.00	200.00 - 240.00	280.00 - 340.00	320.00 - 340.00
Cucumber	140.00 - 150.00	280.00 - 280.00	240.00 - 280.00	300.00 - 320.00	160.00 - 180.00	320.00 - 320.00	220.00 - 240.00	160.00 - 180.00	260.00 - 280.00
Bitter Gourd	350.00 - 380.00	680.00 - 700.00	600.00 - 600.00	700.00 - 700.00	660.00 - 680.00	600.00 - 660.00	460.00 - 460.00	400.00 - 420.00	600.00 - 660.00
Snake Gourd	250.00 - 280.00	480.00 - 480.00	480.00 - 480.00	460.00 - 480.00	460.00 - 480.00	460.00 - 480.00	260.00 - 280.00	320.00 - 400.00	460.00 - 480.00
Drumstick	-	-	-	-	-	-	-	-	-
Luffa	300.00 - 320.00	600.00 - 600.00	600.00 - 600.00	580.00 - 600.00	600.00 - 600.00	460.00 - 480.00	460.00 - 480.00	540.00 - 600.00	600.00 - 600.00
Long Beans	280.00 - 300.00	520.00 - 520.00	480.00 - 520.00	400.00 - 500.00	320.00 - 340.00	460.00 - 480.00	240.00 - 280.00	240.00 - 260.00	320.00 - 340.00
Ash Plantain	320.00 - 350.00	480.00 - 500.00	400.00 - 500.00	480.00 - 500.00	350.00 - 360.00	400.00 - 480.00	340.00 - 360.00	340.00 - 360.00	340.00 - 360.00
Green Chillies	1200.00 - 1300.00	1800.00 - 2000.00	1600.00 - 2000.00	1800.00 - 2000.00	1300.00 - 1350.00	2000.00 - 2200.00	2000.00 - 2000.00	2400.00 - 2400.00	1600.00 - 1800.00
Lime	300.00 - 400.00	800.00 - 1000.00	1000.00 - 1000.00	800.00 - 800.00	650.00 - 650.00	1000.00 - 1000.00	560.00 - 600.00	400.00 - 460.00	700.00 - 800.00
<b><i>Root Crops</i></b>									
Sweet Potato	150.00 - 180.00	300.00 - 320.00	280.00 - 280.00	320.00 - 320.00	260.00 - 280.00	320.00 - 320.00	200.00 - 220.00	240.00 - 260.00	240.00 - 260.00
Manioc	150.00 - 180.00	220.00 - 240.00	240.00 - 240.00	220.00 - 240.00	240.00 - 240.00	180.00 - 200.00	160.00 - 180.00	160.00 - 180.00	220.00 - 220.00
<b><i>Leafy Vegetable</i></b>									
Mukunuwenna	60.00 - 60.00	100.00 - 100.00	70.00 - 80.00	80.00 - 80.00	80.00 - 80.00	80.00 - 80.00	70.00 - 70.00	80.00 - 80.00	80.00 - 80.00
Kankun	60.00 - 60.00	100.00 - 100.00	70.00 - 80.00	70.00 - 80.00	80.00 - 80.00	80.00 - 80.00	70.00 - 70.00	80.00 - 80.00	80.00 - 80.00
Gotukola	120.00 - 120.00	100.00 - 100.00	100.00 - 100.00	100.00 - 100.00	100.00 - 100.00	100.00 - 100.00	100.00 - 100.00	100.00 - 100.00	100.00 - 100.00
<b><i>Coconut</i></b>									
Large	105.00 - 105.00	120.00 - 120.00	110.00 - 120.00	110.00 - 120.00	120.00 - 120.00	120.00 - 120.00	110.00 - 120.00	120.00 - 120.00	120.00 - 120.00
Small	85.00 - 90.00	100.00 - 100.00	90.00 - 100.00	90.00 - 95.00	90.00 - 90.00	100.00 - 100.00	90.00 - 100.00	90.00 - 90.00	90.00 - 90.00

**Annex 03 - Colombo Markets: Retail Prices of Fruits (Rs/Fruit)**

**Week 01: 29 December 2023-04 January 2024**

30

CROP	PELIYAGODA	MAHARAGAMA	KIRULAPONE	NUGEGODA	NARAHENPITA	DEMATAGODA	THOTALANGA	KADAWATHA	KIRIBATHGODA
<b><i>Plantain</i></b>									
Ambul (Rs/Kg)	200.00 - 250.00	-	280.00 - 300.00	240.00 - 280.00	200.00 - 280.00	250.00 - 280.00	200.00 - 250.00	250.00 - 260.00	220.00 - 250.00
Kolikuttu (Rs/Kg)	450.00 - 500.00	-	500.00 - 550.00	450.00 - 500.00	450.00 - 500.00	500.00 - 550.00	-	500.00 - 500.00	500.00 - 500.00
Seeni (Rs/Kg)	150.00 - 220.00	-	280.00 - 280.00	240.00 - 280.00	200.00 - 250.00	200.00 - 200.00	200.00 - 250.00	230.00 - 240.00	200.00 - 220.00
Anamalu	32.00 - 37.00	-	32.00 - 37.00	30.00 - 35.00	35.00 - 37.00	35.00 - 42.00	30.00 - 30.00	-	-
Ambun	42.00 - 50.00	-	42.00 - 50.00	45.00 - 55.00	48.00 - 50.00	46.00 - 55.00	35.00 - 38.00	54.00 - 56.00	43.00 - 47.00
<b><i>Pineapple</i></b>									
Large	500.00 - 530.00	-	580.00 - 620.00	550.00 - 550.00	500.00 - 530.00	480.00 - 500.00	650.00 - 650.00	520.00 - 520.00	-
Medium	400.00 - 450.00	-	480.00 - 550.00	480.00 - 500.00	400.00 - 430.00	400.00 - 450.00	500.00 - 500.00	380.00 - 460.00	500.00 - 520.00
Small	350.00 - 380.00	-	450.00 - 450.00	-	350.00 - 380.00	350.00 - 380.00	400.00 - 400.00	280.00 - 320.00	320.00 - 400.00
<b><i>Mango</i></b>									
Betti	-	-	-	-	-	-	-	-	-
Karthakolomban	100.00 - 120.00	-	120.00 - 165.00	200.00 - 200.00	100.00 - 105.00	85.00 - 85.00	66.00 - 66.00	94.00 - 100.00	67.00 - 75.00
Vilad	-	-	-	-	-	-	-	-	-
Kohu	-	-	-	-	-	-	-	-	-
<b><i>Other Fruits</i></b>									
Wood Apple	50.00 - 70.00	-	90.00 - 120.00	100.00 - 100.00	80.00 - 100.00	40.00 - 70.00	40.00 - 40.00	66.00 - 70.00	46.00 - 50.00
Orange	200.00 - 200.00	-	250.00 - 250.00	-	200.00 - 200.00	-	180.00 - 180.00	-	-
Avocado	-	-	-	-	260.00 - 300.00	-	-	-	-
Slime Apple	50.00 - 80.00	-	120.00 - 120.00	100.00 - 100.00	100.00 - 100.00	60.00 - 60.00	60.00 - 60.00	60.00 - 60.00	60.00 - 60.00
Grapes (Rs/Kg)	1500.00 - 1700.00	-	2000.00 - 2500.00	2500.00 - 2500.00	2000.00 - 2000.00	2200.00 - 2200.00	-	2300.00 - 2500.00	1800.00 - 2000.00
Papaw (Rs/Kg)	180.00 - 250.00	-	320.00 - 350.00	280.00 - 280.00	280.00 - 300.00	200.00 - 250.00	200.00 - 200.00	240.00 - 240.00	250.00 - 260.00
Passion	90.00 - 100.00	-	100.00 - 100.00	100.00 - 100.00	65.00 - 65.00	65.00 - 65.00	65.00 - 65.00	-	70.00 - 80.00
King Coconut	100.00 - 150.00	-	150.00 - 150.00	150.00 - 150.00	130.00 - 130.00	130.00 - 150.00	120.00 - 120.00	110.00 - 120.00	120.00 - 130.00

**Annex 04 - Colombo Markets: Retail Prices of Sea Fish and Dried Fish (Rs/Kg)**

**Week 01: 29 December 2023-04 January 2024**

CROP	PELIYAGODA	MAHARAGAMA	KIRULAPONE	NUGEGODA	NARAHENPITA	DEMATAGODA	THOTALANGA	KADAWATHA	KIRIBATHGODA
<b><u>Sea Fish</u></b>									
Salaya	500.00 - 600.00	580.00 - 580.00	600.00 - 600.00	-	-	600.00 - 600.00	580.00 - 600.00	520.00 - 580.00	600.00 - 600.00
Hurulla	720.00 - 800.00	-	1000.00 - 1000.00	-	-	1000.00 - 1000.00	900.00 - 900.00	800.00 - 800.00	900.00 - 900.00
Balaya	1100.00 - 1250.00	-	-	-	-	-	-	-	1800.00 - 1800.00
Kelawalla	1500.00 - 1550.00	2600.00 - 2600.00	2000.00 - 2000.00	-	-	2000.00 - 2000.00	2400.00 - 2400.00	2400.00 - 2400.00	2400.00 - 2400.00
Thora	2700.00 - 2800.00	3800.00 - 3800.00	4000.00 - 4000.00	-	-	-	3200.00 - 3200.00	3200.00 - 3200.00	3200.00 - 3200.00
Paraw	1500.00 - 1600.00	2400.00 - 2600.00	2000.00 - 2000.00	-	-	2000.00 - 2000.00	2400.00 - 2400.00	2400.00 - 2400.00	2400.00 - 2400.00
Mora	-	-	-	-	-	-	-	-	-
Shrimps Small	2000.00 - 2100.00	2000.00 - 2000.00	2000.00 - 2000.00	-	-	2000.00 - 2000.00	2000.00 - 2000.00	2000.00 - 2000.00	2000.00 - 2000.00
Talapath	2000.00 - 2200.00	2800.00 - 2800.00	2800.00 - 2800.00	-	-	2800.00 - 2800.00	2800.00 - 2800.00	2800.00 - 2800.00	2800.00 - 2800.00
<b><u>Eggs (Rs/Egg)</u></b>									
Brown	56.00 - 56.00	54.00 - 55.00	54.00 - 55.00	54.00 - 54.00	-	56.00 - 56.00	56.00 - 56.00	56.00 - 56.00	56.00 - 56.00
White	53.00 - 53.00	51.00 - 51.00	51.00 - 51.00	51.00 - 51.00	-	53.00 - 54.00	53.00 - 54.00	53.00 - 53.00	53.00 - 54.00
<b><u>Dried Fish</u></b>									
Sprats	-	1800.00 - 2000.00	2000.00 - 2200.00	1800.00 - 2000.00	-	1800.00 - 1800.00	2000.00 - 2200.00	2000.00 - 2000.00	2200.00 - 2400.00
Kattawa	2000.00 - 2200.00	2200.00 - 2200.00	2200.00 - 2200.00	2200.00 - 2400.00	2200.00 - 2400.00	2400.00 - 2400.00	2200.00 - 2200.00	2400.00 - 2500.00	2400.00 - 2500.00
Thora	-	-	-	-	-	-	-	-	-
Mora	2000.00 - 2200.00	2400.00 - 2500.00	2400.00 - 2400.00	2400.00 - 2500.00	2400.00 - 2600.00	2400.00 - 2400.00	-	2400.00 - 2500.00	-
Balaya	1600.00 - 1800.00	1600.00 - 1600.00	1600.00 - 1600.00	1600.00 - 1800.00	1800.00 - 1800.00	1800.00 - 1800.00	1600.00 - 1600.00	1600.00 - 1600.00	1800.00 - 1800.00
Anguluwa	-	2200.00 - 2400.00	-	2400.00 - 2400.00	-	2400.00 - 2400.00	-	-	2200.00 - 2200.00
Salaya	1000.00 - 1000.00	1000.00 - 1000.00	1000.00 - 1000.00	-	1000.00 - 1100.00	1000.00 - 1000.00	-	1000.00 - 1100.00	1000.00 - 1100.00
<b><u>Meat</u></b>									
Beef (without Bones)	2500.00 - 2500.00	2500.00 - 2500.00	2500.00 - 2500.00	2500.00 - 2500.00	2500.00 - 2500.00	-	2200.00 - 2200.00	-	-
Chicken (Broiler)	1380.00 - 1380.00	1380.00 - 1380.00	1380.00 - 1380.00	1410.00 - 1410.00	1250.00 - 1250.00	1250.00 - 1250.00	1300.00 - 1300.00	1350.00 - 1350.00	1350.00 - 1350.00
Chicken (Curry)	1400.00 - 1400.00	1400.00 - 1400.00	1380.00 - 1380.00	1400.00 - 1400.00	1100.00 - 1100.00	1000.00 - 1000.00	1100.00 - 1100.00	1100.00 - 1100.00	1000.00 - 1000.00
Mutton	3200.00 - 3200.00	-	3200.00 - 3200.00	3200.00 - 3200.00	3200.00 - 3200.00	3200.00 - 3200.00	3200.00 - 3200.00	3400.00 - 3400.00	3400.00 - 3400.00
Pork	-	-	-	-	-	-	-	1300.00 - 1300.00	1250.00 - 1250.00

## Annex 05 : Food Composition of Selected Food Commodities

Commodity	Energy (kcal/100g)	Protein (g/100g)	Total fat (g/100g)	Retinol Eq (µ g/100g)	Vit B2 (mg/100g)	Vit B6 (mg/100g)	Folate (µg/100g)	Vit C (mg/100g)	Calcium (mg/100g)	Magnesium (mg/100g)	Iron (mg/100g)	Zinc (mg/100g)
<b>Rice</b>												
Rice - (white Kekulu - normal )	361	9.88	1.52	-	0.03	0.09	10.67	-	6.94	26.29	1.22	1.5
Rice - (white Kekulu Samba)	355	8.81	1.53	-	0.03	0.09	8.11	-	9.82	30.48	0.92	1.7
Rice - ( Red Kekulu - normal )	366	8.64	2.12	-	0.05	0.1	8.39	-	4.73	31.7	0.88	1.84
Rice -Samba	369	6.86	2.45	-	0.05	0.13	12.79	-	8.71	37.26	1.18	1.49
Rice - Nadu White	366	7.76	1.48	-	0.03	0.12	9.35	-	4.57	20.1	0.64	1.61
<b>Dried chilies</b>	233	12.68	6.41	437	0.84	0.42	46.83	NA	107	231	5.39	1.65
<b>Onion</b>												
Big onions	48	1.67	0.24	0.16	0.01	0.1	32.99	7.58	14.82	16.94	0.45	0.25
Red onions	55	2.13	0.15	0.18	0.02	0.13	30.15	14.26	20.37	19.32	0.31	0.28
<b>Potatoes</b>	71	1.67	0.25		0.01	0.09	14.31	20.5	9.83	23.84	0.46	0.29
<b>Pulses</b>												
Green gram	290	21.97	0.93	19.5	0.28	0.33	135	NA	98.96	146	4.15	2.86
White cowpea	320	21.25	1.14	1.36	0.09	0.26	249	NA	84.1	213	5.04	3.57
Red cowpea	320	20.24	1.08	0.96	0.11	0.27	273	NA	81.83	194	4.95	3.4
Red Dhal	319	23.09	0.77	1.06	1.6	0.22	55	NA	41.27	66.63	7.45	3.34
<b>Vegetables</b>												
Beans	46	3.95	0.15	6.64	0.1	0.3	45.2	7.02	35.68	45.56	0.7	0.59
Carrot	30	0.85	0.45	1240	0.03	0.1	24.71	5.93	27.65	11.7	0.59	0.25
Leeks	30	1.74	0.49	18.56	0.02	0.19	42.63	4.65	29.28	11.77	1.49	0.43
Beetroot	31	2.12	0.15	1.52	0.01	0.09	108	4.51	20.29	34.88	0.77	0.29
Knolkhol	16	1.69	0.34		0.05	0.19	12.7	77.64	40.09	19.35	0.23	0.18
Radish	29	0.75	0.11		0.02	0.09	18.09	12.13	35.64	13.56	0.38	0.16
Cabbage	21	1.35	0.14	3.35	0.05	0.14	52.66	29.62	56.85	18.47	0.33	0.16

Tomatoes	20	0.88	0.56	165	0.03	0.09	20.16	25.58	9.69	14.93	0.31	0.12
Ladies fingers	26	2.06	0.19	12.41	0.08	0.28	70.62	24.48	92.26	55.23	0.96	0.44
Brinjal (Pandora Striped)	29	1.49	0.31	23	0.12	0.09	30.99	1.49	18.95	18	0.32	0.19
Brinjal (Chinese eggplant)	24	1.28	0.33	16.83	0.12	0.11	32.94	3.37	14.4	21.18	0.28	0.16
Capsicum	23	1.22	0.34	38.96	0.03	0.29	28.65	49.63	12.65	11.21	0.21	0.31
Pumpkin (Common)	31	0.86	0.3	30.41	0.02	0.09	17.72	8.73	18.75	9.93	0.49	0.25
Cucumber	19	0.98	0.24	0.58	0.01	0.08	19.66	4.08	22.1	18.22	0.67	0.21
Bitter gourd	19	1.47	0.23	55.08	0.05	0.06	53.1	46.89	25.19	35.81	1.75	0.26
Snake gourd (Dark green)	11	0.82	0.25	10.41	0.03	0.12	18.09	3.54	26.83	25.84	0.41	0.11
Snake gourd (Pale green)	11	0.89	0.25	5.14	0.03	0.07	16.52	2.85	27.11	21.77	0.47	0.2
Drumstick	30	2.48	0.12	3.13	0.06	0.12	60.48	92.33	22.27	28.51	0.5	0.26
Watakolu	12	0.86	0.15	59.33	0.01	0.07	25.48	6.41	14.67	14.01	4.42	0.45
Long beans	24	3.36	0.3	-	0.06	0.11	99.98	8.93	44.22	33.17	1.01	0.08
Ash Plantain	76	2.84	0.56	0.06	0.02	0.07	6.82	4.49	5.19	22.55	0.39	0.21
Green chillies	39	2.28	0.76	38.16	0.08	0.25	21.29	98.61	20.25	36.91	1.25	0.29
Limes	26	0.66	0.26	0.36	0.01	0.05	12.1	38.05	26	15.25	0.12	0.05
Kekiri	17	1.01	0.25	0.76	0.01	0.07	17.34	8.07	25.72	26.2	0.63	0.22
Ash pumpkin (Ash guord)	18	0.8	0.15		0.01	0.15	14.17	9.14	19.27	23.62	0.48	0.13
Cho-Cho	19	0.58	0.12	0.3	0.04	0.07	63.81	23.76	20.55	13.02	0.49	0.12
Thalana batu (Little prince)	21	1.28	0.39	24.33	0.12	0.09	38.63	2.4	12.38	19.62	0.31	0.22
Thalana batu (Thai eggplant)	21	1.45	0.26	18.33	0.11	0.09	31.18	2.71	17.24	37.22	0.37	0.24
Thibbatu	61	1.66	1.96	15.89	0.03	1.02	72.39	10.8	105	57.46	1.06	0.59
Kohila yams	27	0.64	0.16	1.72	0.01	0.14	4.64	1.67	52.33	33.95	0.61	1.62
Kehel muwa	19	1.36	0.63	4.27	0.02	0.12	40.51	8.16	35.09	31.43	0.38	0.39
Ambaralla	37	0.73	0.44	3.36	0.01	0.1	44.49	35.51	20.7	9.28	0.7	0.12
Mango	50	0.75	0.09	14.5	0.02	0.14	34.89	91.63	28.56	17.74	0.5	0.09
Mushroom	27	2.54	0.42	-	0.15	0.13	7.81	11.56	0.9	14.42	1.32	0.79
Dambala	21	1.84	0.2	38.74	0.08	0.4	33.69	19.82	68.24	31.38	1.2	0.44
<b>Coconuts nuts</b>	<b>390</b>	<b>3.67</b>	<b>39.92</b>	<b>-</b>	<b>0.05</b>	<b>0.11</b>	<b>14.86</b>	<b>-</b>				

<b>Root Crop</b>												
Sweet potato	108	1.27	0.33	NA	0.04	0.09	14.44	22.2	28.93	21.05	0.51	0.14
Manioc	78	0.92	0.19	NA	0.07	0.2	0.1	1.95	25.31	19.08	19.78	23.73
Nelum ala/Lotus root	79	1.94	0.93	NA	0.05	0.19	26.49	26.63	37.71	26.58	3.34	0.35
Kiriala	87	3.96	0.15	1.19	0.03	0.16	20.17	2.71	30.79	41.52	0.6	0.42
Iniala	103	3.2	0.3	33.14	0.01	0.22	22.19	13.03	40.99	28.98	1.31	0.29
<b>Leafy Vegetables</b>												
Mukunuwanna	28	3.15	0.55	92.25	0.09	0.27	96.14	3.24	135	45.38	1.7	1.03
Gotukola	15	0.64	0.47	226	0.07	0.23	70.11	6.74	96.31	41.42	1.25	0.66
Kankun	15	0.47	0.37	1614	0.08	0.4	33.69	19.82	49.21	18.35	1.32	0.44
Kathurumurunga	70	8.01	1.35	2097	0.33	0.22	120	121	901	96.64	4.36	0.53
Nivithi	22	2.2	0.47	959	0.06	0.11	74.05	10.26	163	61.37	1.49	0.67
Thampala	32	3.55	0.72	1474	0.21	0.22	74.27	82	258	209	3.5	1.4
Sarana	20	2.42	0.21	1149	0.03	0.13	58.54	9.89	59.57	42.93	0.13	0.75
Kohila leaves	33	4.1	0.83	300	0.02	0.17	56.76	5.56	19.5	20.32	0.25	0.3
Onion leaves	27	2.01	0.26	NA	0.04	0.18	56.8	23.38	35.21	74.95	3.15	0.77
Cabbage leaves	30	3.63	0.27	8.66	0.05	0.24	63.46	40.76	170	18.47	2.67	0.35
Salad leaves	19	1.05	0.24	NA	0.1	0.06	37.48	11.64	58.23	36.89	2.07	0.27
Cauliflower	23	2.09	0.48	0.14	0.06	0.11	46.67	50.17	22.44	18.52	0.76	0.27
Jackfruit pods	25	2.14	0.34	NA	0.03	0.04	30.7	24.77	37.32	26.08	0.3	0.17
Jackfruit seeds	77	5.66	0.44	NA	0.02	0.08	58.91	15.24	40.87	50.14	0.52	0.42
<b>Meat</b>												
Chicken	176	23.14	9.24	6.88	0.07	0.49	10.09	-	15.06	20.18	0.75	0.64
Beef	160	23.3	7.45	2.15	0.08	0.32	1.93	-	4.8	28.54	2.41	3.31
Mutton	138	20.37	6.23	2.7	0.13	0.28	1.73	-	7.58	19.5	1.62	5.05
Pork	161	18.83	9.5	1.9	0.09	0.28	8.15	-	6.58	8.9	0.79	0.8
<b>Fish</b>												
Balaya	96	21.28	1.12	21.01	0.15	0.12	7.89		6.45	26.02	0.68	0.46
Seer	136	22.28	5.18	81.9	0.07	0.16	15.45		9.85	36.73	0.41	0.74

Shark	95	21.6	0.83	1.11	0.04	0.11	8.57	8.44	32.58	0.41	0.74
Paraw	87	20.02	0.7	1.49	0.02	0.16	6.77	8.17	31.68	0.67	0.41
Thalapath	91	16.04	2.88	12.03	0.1	0.13	78.22	7.64	24.89	0.71	0.67
Kelawalla	109	21.47	2.55	15.95	0.17	0.73	77.39	13.35	33.82	0.68	0.64
Haedaella	87	19.88	0.78	12.18	0.04	0.06	11.7	36.6	53	0.54	0.65
Hurulla	88	17.08	2.18	10.02	0.14	1.66	61.66	103	35.45	1.24	1.05
Karalla / Katuwalla	97	21.8	1.06	1.25	0.02	0.1	14.38	37.06	39.05	0.24	0.42
Kumbala / Angila	101	21.51	1.53	16.34	0.1	0.1	7.13	31.27	37.46	1.46	0.67
Salaya / Sudaya	100	19.5	2.39	15.41	0.18	1.39	60.87	435	42.83	1.4	2.3
Theppli / Telapiya /Korali	83	18.48	1.08	17.14	0.18	0.18	8.29	99.39	24.96	2.84	0.88
Prawns	65	14.85	0.56	1.24	0.03	0.1	15.37	37.81	30.5	0.73	1.1
Crabs	45	10	0.55	8.33	0.14	0.18	13.83	37.81	45.93	0.73	1.1
Cuttle fish	76	16.82	0.93	1.93	0.02	0.04	6.22	8.73	35.46	0.62	1.3
Linna	112	20.3	3.37	15.78	0.23	0.68	59.78				
Coppara	97	22.89	0.56	21.51	0.04	0.12	8.08	7.2	30.08	1.2	0.58
Ray (Maduwa)	97	23.98	0.68	7.55	0.02	0.21	25.59	9.16	24.61	0.74	0.44

#### Dried Fish

Dried sprats	259	51.16	5.92	12.83	0.25	0.62	438	1178	162	3.06	4.2
Dried keeramin	311	49.6	12.42	12.92	0.13	2.41	144	555	166	2.58	3.19
Dried thalapath	289	54.68	8.04	9.38	0.04	0.43	97.8	62.75	110	1.96	1.45
Dried katta	275	50.04	8.31	2.48	0.03	0.35	80.4	86.55	92.17	1.47	1.16
Dried balaya	282	63.79	3.37	14.32	0.12	1.98	213	83.48	83.45	3.6	1.44
Dried shark / keelan	267	55.03	5.25	10.31	0.04	0.32	187	42.24	92.94	1.48	0.66

#### Eggs

Hen eggs (Country)	170	13.14	13	208	0.08	0.18	54.6	50.14	11.04	1.64	1.12
Hen eggs (Table)	135	13.55	9.03	200	0.19	0.19	49.46	63.3	12	2.39	1.73
Quail eggs	153	12.39	11.46	153	0.11	0.17	54.86	60.67	11.21	2.55	1.51

#### Fruits

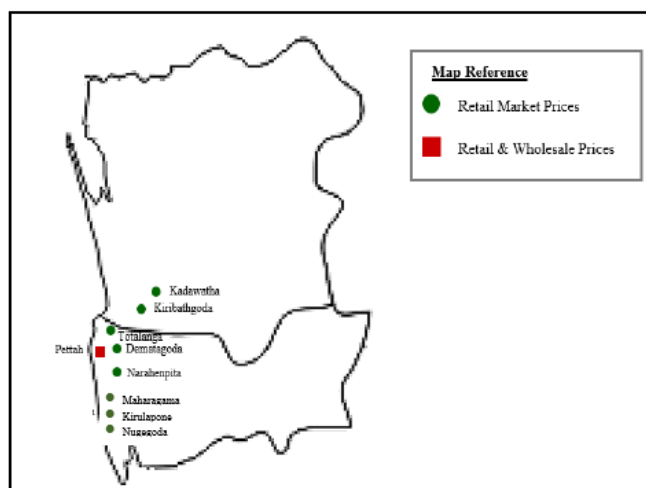
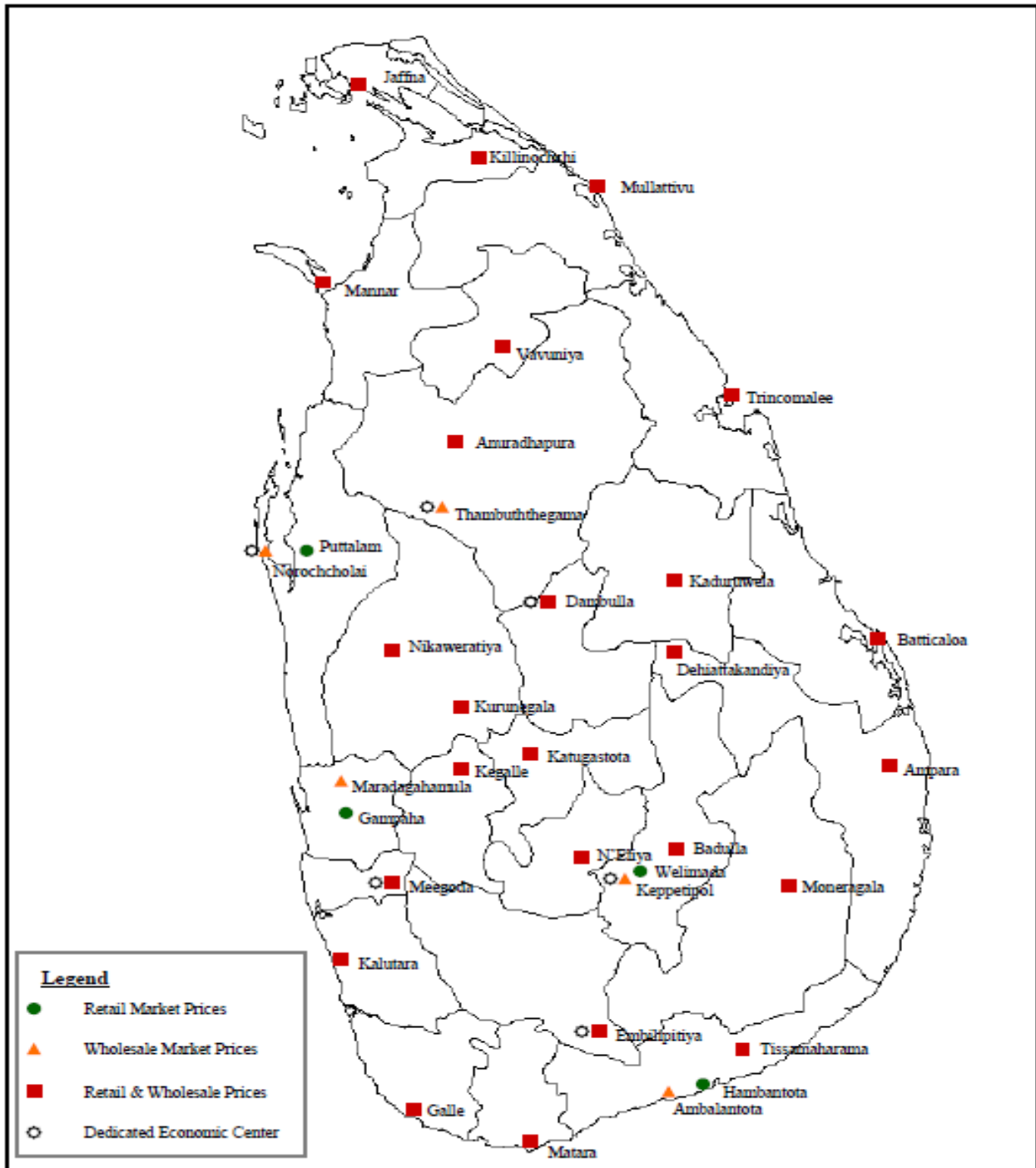
Banana Embul	109	1.11	1.09	9.68	0.05	0.64	32.98	13.61	9.39	25.67	0.51	0.23
Anamaalu	102	1.04	0.72	16.4	0.04	0.65	21.07	3.66	8.06	27.02	0.51	0.23



Koli kuttu	107	1.38	0.34	8.8	0.03	0.47	18.12	7.71	8.56	38	0.32	0.14
Pineapple	37	0.41	0.17	5.76	0.04	0.12	17.86	39.36	10.37	10.71	0.3	0.09
Papaya	26	0.42	0.16	171	0.11	0.04	54.85	48.62	16.77	8.9	0.23	0.08
Mangoes (Karthakolomban)	79	0.8	0.92	259	0.01	0.1	35.52	17.74	3.12	6.72	0.1	0.08
Mangoes (Vilad)	44	0.76	0.58	146	0.05	0.26	67.6	29.97	16.93	14.79	0.65	0.19
Apple	62	0.29	0.64	0.36	0.02	0.08	3.43	2.9	3.12	6.72	0.1	0.08
Avacado	144	2.95	13.86	2	0.08	0.18	67.17	9.36	28.48	48.14	0.81	0.75
Wood apple	78	3.09	3.62	0.46	0.01	0.14	6.07	13.58	59.15	25.16	0.45	0.32
Orange	46	1.07	0.37	23.44	0.01	0.28	14.46	20.19	31.18	20.36	0.81	0.35
Guava	39	1.53	0.38	19.67	0.01	0.11	25.24	30.88	6.59	12.02	0.53	0.33
Grapes	49	0.95	10.69	3.22	0.04	0.1	7.07	20.51	7.27	6.86	0.28	0.07
Melon	19	0.65	0.16	130	0.02	0.11	6	8.24	4.05	9.76	0.15	0.1

**Source: Sri Lanka Food Composition Tables, Ministry of Health - 2021.**

# Price Collecting Areas





HARTI



Ministry of Agriculture

**Food Systems and Market Research Division & Data Management Division  
Hector Kobbekaduwa Agrarian Research and Training Institute**

**No. 114, Wijerama Mawatha, Colombo 07.**

Phone: 011-2696981 Fax: 011-2682283

E-mail: mfpaharti@yahoo.com

Web: www.harti.gov.lk

www.mobilink.lk

**දෛනික චිළචිචි තොග මිල,  
ජංගම දුරකථනයෙන්**

හෙක්ටර් කොච්චිකඩුව ගොවි කරියතු පර්යේෂණ  
හා පුහුණුවීම් ආයතනය අනුමුතයෙන්

**මොබිටෙල්**  
**ජංගම**  
**මිල දර්ශනය**

ජාතික ජංගම දුරකථන ජාලයෙන්

**6666**  
අමතන්න.

මොබිටෙල් අද මිල - අත දෙස  
මොබිටෙල් ජංගම දුරකථන ජාලයෙන්  
එදවර මිල දරන්න.

විකාසයාට රු.2/-  
විකාසයාට රු.2/-