

RETAIL MARKET AT A GLANCE

Summary

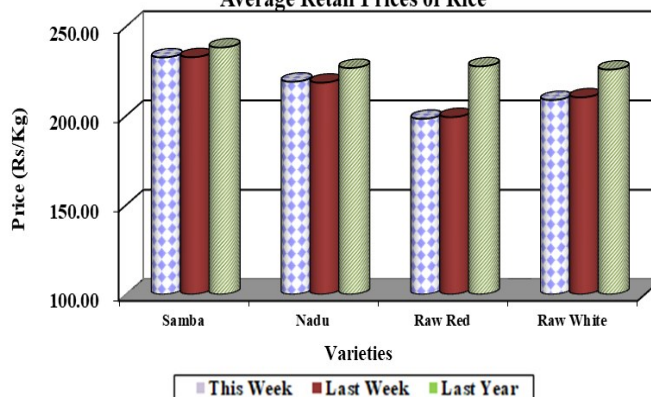
Rice



Price of raw white has increased by Rs.2.00/kg while the prices of nadu grade I, samba grade I and raw red have not changed significantly. Prices ranged Rs.360.00-370.00/kg for keeri samba, Rs.230.00-260.00/kg for samba grade I, Rs.220.00-230.00/kg for nadu and Rs.190.00-220.00/kg for raw rice in Colombo and suburb markets.

(Page No.01-02)

Average Retail Prices of Rice



Other Field Crops

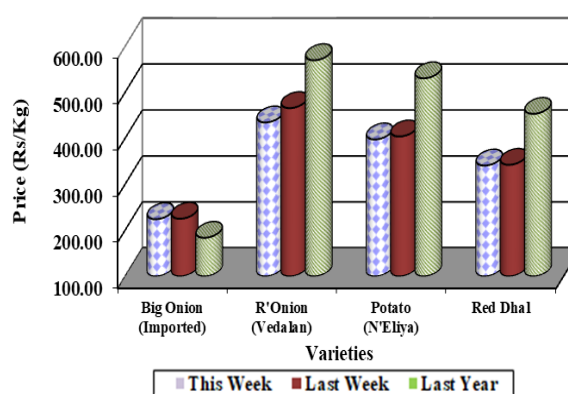


Price of imported big onion has increased by Rs.86.00/kg and the price ranged between Rs.440.00-600.00/kg. Prices of both Nuwara Eliya and imported potato have decreased by Rs.5.00/kg and Rs.9.00/kg respectively. Prices of both cowpea and green gram ranged between Rs.1200.00-1300.00/kg and Rs.1100.00-1300.00/kg respectively.

(Page No.02-03)



Average Retail Prices of Other Field Crops



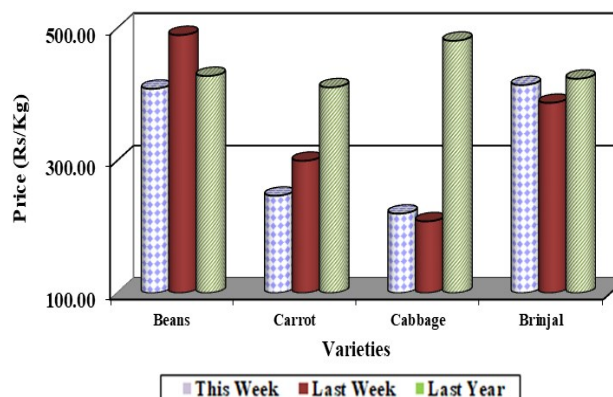
Vegetables



Prices of most of the vegetables have decreased due to low demand with prevailed high prices during the last few weeks and due to arrival of sufficient stocks for some varieties. Considering up country vegetables, price decrease was recorded for leeks, beans, cabbage, raddish and tomato. However, the prices of carrot, beetroot and capsicum have increased further and the prices ranged Rs.600.00-1200.00/kg. Considering the low country vegetables, the prices of pumpkin, cucumber, snake gourd and luffa have decreased.

(Page No.04-05)

Average Retail Prices of Vegetables



Rice

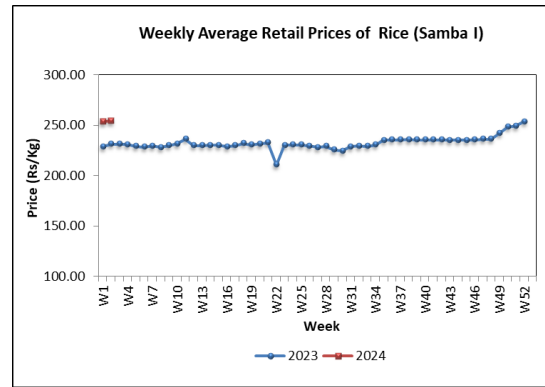
Wholesale

Price of keeri samba has also increased by 4% due to unavailability of sufficient stocks and the price ranged Rs.330.00-340.00/kg. Price of samba grade II has increased by 1% the and price ranged Rs.230.00-232.00/kg. Prices of other local rice varieties have not changed significantly and the price ranges for samba grade I, nadu grade I and nadu grade II were Rs.235.00-245.00/kg, Rs.210.00-215.00/kg and Rs.205.00-208.00/kg respectively. Average prices of raw red and raw white were Rs.180.00/kg and Rs.204.38/kg respectively.

Compared to the same period of last year, prices of all local rice varieties except raw red have increased with the highest price increase of 50% being reported for keeri samba.

Retail

Prices of raw white and nadu grade I have increased by Rs.2.00/kg and 1.00/kg respectively. The prices ranged Rs.210.00-220.00/kg and Rs.220.00-240.00/kg respectively. Price of samba grade I and raw red have not changed significantly.



Compared to the same period of last year, prices of all rice varieties except raw red increased, recording the highest price increase of 32% for keeri samba.

Paddy

The average farm gate paddy prices of most of the paddy varieties have not changed considerably in major producing areas. However, the average price of short grain paddy has increased by Rs.1.00/kg in few producing areas and its prices ranged Rs.120.00-131.00/kg. Further, the average price of keeri samba paddy has also increased by Rs.2.00/kg in Anuradhapura and Kalawewa areas and reported Rs.148.00-164.00/kg price range in major producing areas.

Subsequently, the average price of long grain white paddy has also increased by Rs.1.00/kg in Anuradhapura and Kurunegala areas while it has decreased by Rs.5.00/kg in Ampara area. It was reported Rs.105.00-118.00/kg price range for long grain white paddy in major producing

areas. Meanwhile, the average price of long grain red paddy has also increased by Rs.7.00/kg and Rs.3.00/kg in Hambantota and Matara areas respectively and reported Rs.98.00-105.00/kg price range in major producing areas in the Southern province.

Compared to the same period of last year, the average farm gate prices of short grain, keeri samba and long grain white paddy varieties have increased by 11%-59% and the highest price increase was reported for keeri samba paddy. However, the average paddy price of long grain red paddy has decreased by 3%-13%

Dried Chilies

Wholesale

Price of imported dried chilies has not changed significantly and the price ranged Rs.1000.00-1050.00/kg.

Compared to the same period of last year, price of imported dried chilies has decreased by 24%.

Retail

Price of imported dried chilies has increased by Rs.60.00/kg and price ranged Rs.1100.00-1500.00/kg.

Compared to the same period of last year, price of imported dried chilies have decreased by 27%.

Onion

Wholesale

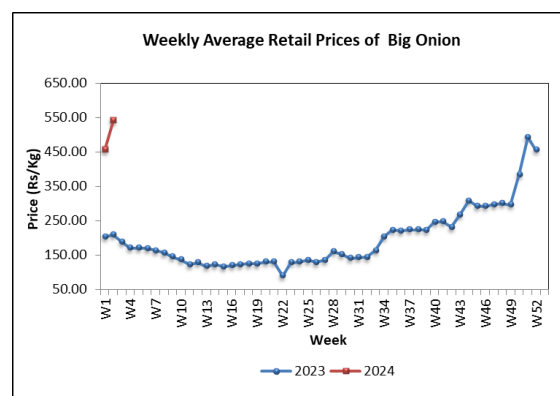
Price of imported red onion has decreased by 29% due to availability of sufficient stocks and the price ranged Rs.270.00-330.00/kg.

Price of imported big onion has decreased by 3% due to availability of low quality stocks at the market and the price ranged Rs.330.00-450.00/kg.

Compared to the same period of last year, price of imported red onion has decreased by 49% while the price of imported big onion has increased by 156%.

Retail

Price of imported red onion has decreased by Rs.1.00/kg and the price ranged Rs.400.00-600.00/kg. Price of imported big onion has increased by Rs.86.00/kg and the price ranged Rs.440.00-600.00/kg.



Compared to the same period of last year, price of imported red onion has decreased by 33% and the price of imported big onion has increased by 159%.

Potato

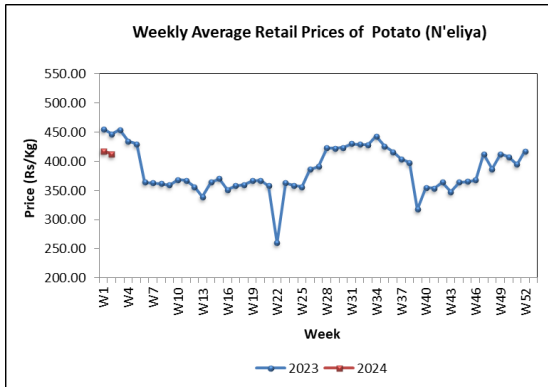
Wholesale

Price of Nuwara Eliya potato has decreased by 11% and the price ranged Rs.310.00-340.00/kg. Price of imported potato has also decreased by 4% due to availability of sufficient stocks and the price ranged Rs.120.00-190.00/kg.

Compared to the same period of last year, price of Nuwara Eliya potato has decreased by 8% while the price of imported potato has increased by 41%.

Retail

Prices of both Nuwara Eliya and imported potatoes have decreased by Rs.5.00/kg and Rs.9.00/kg respectively and their prices ranged between Rs.360.00-440.00/kg and Rs.180.00-200.00/kg respectively.



Compared to the same period of last year, prices of Nuwara Eliya and imported potatoes have decreased by 8% and 3% respectively.

Pulses

Wholesale

Price of green gram has decreased by 1% and the price ranged Rs.1000.00-1050.00/kg. Price of red cowpea has also decreased by 13% due to unavailability of sufficient stocks and the price ranged Rs.950.00-1000.00/kg. Price of red dhal has not changed significantly and the price ranged Rs.290.00-300.00/kg.

Compared to the same period of last year, prices of all types of pulses except white cowpea have decreased in the range of 17%-25%.

Retail

Prices of white cowpea and red cowpea have decreased by Rs.71.00/kg and Rs.68.00/kg respectively and their prices ranged Rs.1200.00-1300.00/kg. Price of green gram has increased by Rs.13.00/kg and the price ranged Rs.1100.00-1300.00/kg.

Compared to the same period of last year, prices of all pulse varieties have decreased by 10%-15%.

Vegetable

Wholesale

Prices of most of the up country vegetables have decreased while the prices of most of the low country vegetables have increased.

Considering up country vegetables, the highest price decrease was reported for leeks as 38% due to increase supply from Nuwara Eliya area, followed by raddish as 35% due to increased supply from all major producing areas. Price of beans has decreased by 17% due to increased supply from Balangoda and Kandy areas. However, the prices of beetroot and carrot have increased by 9% and 5% respectively due to limited supply owing to the adverse rainy weather condition. Price of tomato has decreased by 27% due to increased supply from Sooriyawewa area.

Considering low country vegetables, the highest price increase was reported for ladies fingers by 64% due to decreased supply from Dambulla area, followed by long beans as 15% due to decreased supply from Embilipitiya area. Prices of luffa, ash plantain, bitter gourd and snake gourd have increased in the range of 1%-5%. However, the price of pumpkin has decreased by 34% due to increased supply from Mahavilachchiya area and price of cucumber has decreased by 19% due to increased supply from Puttalam area.

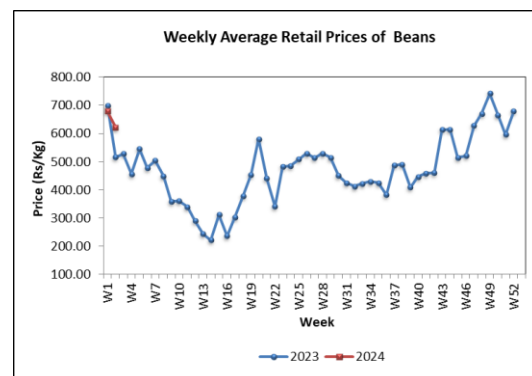
Price of green chilies has decreased by 32% due to increased supply from Nochchiyagama area and the price of lime has decreased by 29% with the increased supply from all major producing area.

Considering the same period of last year, prices of most of the vegetables have increased with the highest price increase reported for cabbage as 471%, followed by carrot (353%) with decreased supply due to adverse rainy weather condition in the up country area.

Retail

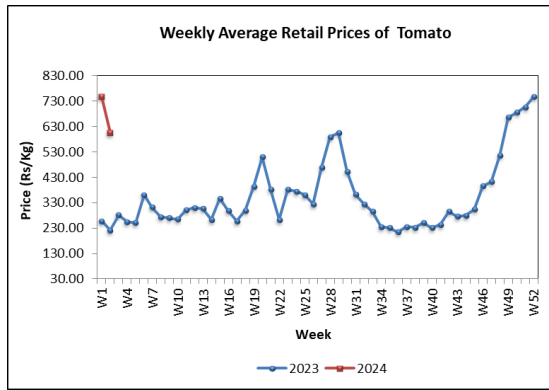
In line with decreased wholesale prices, the retail prices of most of the vegetables varieties have also decreased.

Considering up country varieties the highest price decrease was reported for leeks as Rs.104.00/kg, followed by beans as Rs.57.00/kg. Prices of cabbage and raddish have decreased by Rs.55.00/kg and Rs.43.00/kg respectively. However, the prices of carrot, beetroot and knolkhol have increased by Rs.50.00/kg, Rs.36.00/kg and Rs.8.00/kg respectively.



Price of tomato has decreased by Rs.140.00/kg whereas capsicum has increased by Rs.50.00/kg.

Weekly Food Commodities Bulletin



Considering low country varieties, the highest price decrease was reported for brinjal as Rs.105.00/kg. Further, prices of pumpkin, cucumber, snake gourd and luffa have decreased in the range of Rs.13.00-32.00/kg. However, the prices of bitter gourd, long beans ladies fingers and ash plantain have increased by Rs.47.00/kg, Rs.33.00/kg, Rs.27.00/kg and Rs.5.00/kg respectively.

Further, the prices of green chilies and lime have decreased by Rs.377.00/kg and Rs.104.00/kg respectively.

Compared to the same period of last year, prices of most of the vegetable varieties have increased with the highest price increase reported for cabbage as 231%.

Coconut

Wholesale

Prices of large and small nuts have increased by 3% and 1% respectively. Price ranges were Rs.95.00-105.00 for a large nut and Rs.80.00-92.00 for a small nut.

Compared to the same period of last year, price of large nut has increased by 3% and price of small nut has decreased by 2%.

Retail

Prices of both large and small nuts have increased by Rs.2.00/nut. Price ranges were Rs.100.00-120.00 for a large nut and Rs.90.00-100.00 for a small nut.

Compared to the same period of last year, prices of both large and small nuts have increased by 2% and 1% respectively.

Fruits

Wholesale

Prices of most of the fruit varieties have decreased due to rainy weather and low demand. The highest price decrease was reported as 17% for avocado due to availability of low quality small sized fruit stocks. Prices of slime apple and wood apple have decreased by 14% and 13% respectively with availability of low quality stocks and low demand. Further, the prices of papaw and orange have decreased by 12% and 10% respectively. In addition, the prices of all varieties of banana have decreased in the range of 1%-12% with low demand.

However, the prices of all sizes of pineapple have increased in the range of 22%-32% with availability of sufficient stocks.

Further, the price of passion fruit has increased by 21% with limited supply. Price of karthakolomban mango has increased by 14% due to end of peak supply period. Compared to the same period of last year, prices of the most of the fruit varieties have increased with the highest price increase reported for orange (189%).

Retail

Prices of most of the fruit varieties have increased despite the decreased wholesale prices. The highest price increase of Rs.92.00/fruit was reported for large sized pineapple due to unavailability of sufficient stocks in the market, followed by both small and medium sized pineapple (Rs.82.00/fruit and Rs.91.00/fruit). Further, the prices of karthakolomban mango, orange and passion fruit have increased by Rs.47.00/fruit, Rs.44.00/fruit and Rs.41.00/fruit respectively. Prices of king coconut and imported grapes have also increased by Rs.15.00/fruit and Rs.14.00/kg respectively.

Meanwhile, the highest price decrease of Rs.72.00/fruit was reported for avocado due to availability of low quality stocks in the market. Further, the price of papaw has decreased by Rs.9.00/kg. Considering the banana varieties, prices of seeni and kolikuttu banana have decreased by Rs.6.00/kg and Rs.23.00/kg respectively.

Compared to the same period of last year, prices of most of the fruit varieties have increased with the highest price increase reported for orange as 17%.

Fresh Fish

Wholesale

Wholesale prices of most of the fresh fish types have increased due to limited supply. The highest price increase of 16% was noted for mora due to low supply from the Northern areas and the price ranged Rs.850.00-1200.00/kg. A price increase of 14% was noted for thalapat due to low supply from Negombo, Beruwala and Kalmunai areas and the price ranged between Rs.1750.00-2600.00/kg. Likewise, a price increase of 7% was noted for paraw due to low supply from Walachchenai, Mannar and Trincomalee areas and the price ranged between Rs.1350.00-1550.00/kg.

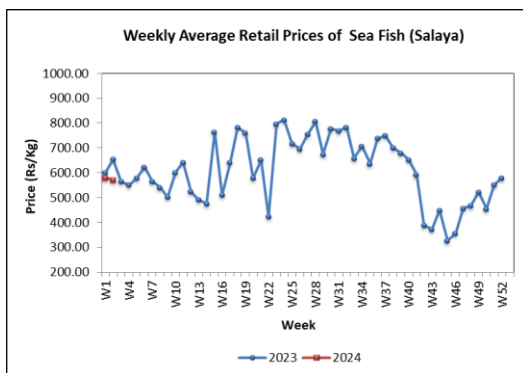
However, a price decrease of 13% was noted for balaya due to high supply from Beruwala, Galle and Mirissa areas and the price ranged between Rs.680.00-1100.00/kg. Likewise, a price decrease of 11% was noted for salaya due to high supply from Trincomalee, Mannar and Walachchenai areas and the price ranged between Rs.250.00-450.00/kg.

Compared to the same period of last year, wholesale prices of the most of the fresh fish types have increased in the range of 3%-26% with the highest price increase noted for balaya.

Retail

In line with increased wholesale prices, retail prices of most types of fresh fish have also increased due to decreased supply. The highest price increase of Rs.349.00/kg was reported for paraw. Prices of thalapath, kelawalla and hurulla have also increased by Rs.144.00/kg, Rs.118.00/kg and Rs.47.00/kg respectively.

However, the prices of balaya, salaya and shrimps have decreased by Rs.92.00/kg, Rs.10.00/kg and Rs.2.00/kg respectively due to a slight increase of supply.



Compared to the same period of last year, prices of the most types of fresh fish have decreased in the range of 1%-13% and

the highest price decrease was reported for hurulla.

Dried Fish

Wholesale

Due to increase of local dried fish supply, the prices of most of the local and imported dried fish types have decreased. The highest price decrease of 11% was noted for local salaya due to high supply from Puttalam, Chilaw and Mannar areas and the price ranged between Rs.350.00-500.00/kg.

However, a price increase of 8% was noted for local maduwa due to low supply from Negombo and Jaffna areas and the price ranged between Rs.1350.00-1500.00/kg. In addition, price of local mora has increased by 2%.

Compared to the same period of last year, wholesale prices of most of the dried fish types have increased in the range of 4%-22% with the highest price increase reported for local maduwa.

Retail

In line with decreased wholesale prices, the retail prices of most types of dried fish have also decreased due to low demand. The highest price decrease of Rs.106.00/kg was reported for kattawa followed by Rs.74.00/kg and Rs.35.00/kg for imported sprats and local sprats respectively. Prices

of balaya and salaya have decreased in the range of Rs.8.00-23.00/kg.

However, the prices of anguluwa and mora have increased by Rs.13.00/kg and Rs.9.00/kg respectively due to decreased supply.

Compared to the same period of last year, prices of the most types of dried fish have increased in the range of 1%-13% with the highest price increase reported for balaya.

Eggs

Wholesale

Prices of both brown and white eggs have decreased by 2% and their prices ranged between Rs.51.00-53.00/egg and Rs.48.00-50.00/egg respectively.

Compared to the same period of last year, prices of both brown and white eggs have decreased by 13% and 12% respectively.

Retail

Prices of both brown and white eggs have decreased by Rs.1.00/egg due to decreased farm gate price. Prices ranged Rs.54.00-55.00/egg for a brown egg and Rs.51.00-52.00/egg for a white egg.

Compared to the same period of last year, prices of both brown and white eggs have decreased by 7% and 9% respectively.

Meat

Retail

Price of skinless curry chicken has decreased by Rs.176.00/kg due to decreased farm gate prices. Prices of beef and skinless broiler chicken have decreased by Rs.100.00/kg and Rs.43.00/kg respectively.

However, the price of mutton has increased by Rs.7.00/kg due to decreased supply. Price of pork has not changed significantly.

Compared to the same period of last year, prices of most types of meat have increased in the range of 4%-13% with the highest price increase reported for beef.

EXPLANATORY NOTE

The Food Commodities Bulletin is a weekly publication containing information relating to wholesale and retail prices of selected food commodities in nine selected markets in and around Colombo and main markets in the major producing areas.

The information is analyzed and presented as prevailing prices, price ranges, averages, and a comparison of weekly prices. The changes in prices reported are always with price prevailed during the previous week unless otherwise stated.

The frequency of collection of wholesale price information is twice a week (i.e. Tuesday and Friday) while with retail prices, it is thrice a week (i.e. Friday, Monday, and Tuesday).

Table 01: Selected Markets: Wholesale Price of Rice (Rs/50kg bag)

Week 02: 05 - 11 January 2024

LOCATIONS	Rice Varieties													
	Samba 1		Samba 2		Keeri Samba		Nadu 1		Nadu 2		Raw Red		Raw White	
Colombo	11750	12250	11500	11600	16500	17000	10500	10750	10250	10400	8750	9250	10000	10500
Divulapitiya	12000	13100	11200	11500	15500	15750	10500	10700	10000	10400	9000	9500	9500	9900
Kurunegala	12200	12200	11500	11500	16000	16000	10600	10750	10000	10300	9250	9250	9500	9650
Nikaweratiya	12250	12500	11250	11250	15500	16000	10650	10700	9900	10100	9000	9500	9400	9500
Badulla	-	-	-	-	-	-	-	-	-	-	-	-	-	-
Puttalam	-	-	11200	11350	-	-	10750	10900	9750	9850	10000	10250	9250	10000
Dambulla	11900	12000	11450	11450	-	-	10600	10700	9750	10000	9400	9750	9500	9750
Anuradhapura	12000	12000	11500	11500	15500	16000	10750	10900	-	-	10000	10250	10000	10250
Tambuttegama	-	-	11250	11450	-	-	-	-	10100	10250	-	-	9800	9950
Polonnaruwa	-	-	11250	11500	15250	15750	10700	10750	9700	9750	10200	10250	9700	9750
Kalutara	-	-	11500	11650	-	-	-	-	10250	10400	9000	9150	10250	10400
Ampara	-	-	-	-	-	-	11000	11000	-	-	8750	9250	9250	9750
Kandy	11900	12000	11400	11500	16250	16500	10600	10750	10250	10300	9000	9250	9800	10150
Moneragala	11750	11750	11250	11250	15500	16000	10750	11000	-	-	8500	9250	9250	9750
Kegalle	-	-	-	-	-	-	-	-	-	-	-	-	-	-
Dehiattakandiya	-	-	-	-	-	-	10750	10750	10400	10400	10250	10250	9750	10250
Hambantota	11750	12000	-	-	-	-	-	-	-	-	8000	8400	9500	9800
Matara	-	-	-	-	-	-	10500	10800	-	-	8400	8600	9800	10250
Galle	13000	13200	-	-	-	-	10750	10900	-	-	8750	9250	10000	10400
Meegoda	-	-	11250	11500	-	-	-	-	10000	10400	8500	8750	9600	9900
Tissamaharama	11750	12750	-	-	17750	18000	10750	11000	-	-	7750	8000	9500	10250
Embilipitiya	-	-	11450	11500	-	-	10500	10600	10000	10050	7950	8200	9650	9750
Jaffna	12000	12250	-	-	17000	17250	10500	10750	10000	10250	8500	8700	10000	10250
Vavuniya	-	-	-	-	-	-	10500	10700	10000	10250	8750	8900	10200	10300
Mannar	12000	12250	-	-	17000	17250	10500	10750	10100	10250	9000	9250	10000	10250
Killinochchi	11750	12000	-	-	16750	17000	10500	10750	9700	9750	8750	9000	10000	10500
Mullattivu	-	-	-	-	-	-	-	-	-	-	-	-	-	-
Batticaloa	11750	11750	11600	11600	16750	16800	10600	10700	10250	10400	9000	9200	10250	10400
Trincomalee	11750	12000	-	-	15250	15750	10400	10500	9750	10250	8700	9000	10250	10500
Galenbindunuwew	11800	11800	11500	11500	15500	16000	10750	10850	10500	10600	9750	10250	9750	10000
Matale	11750	12250	11450	11450	-	-	10500	10750	10000	10250	9000	9500	9500	10000

Table 02: Selected Markets: Retail Price of Rice (Rs/kg)

Week 02: 05 - 11 January 2024

LOCATIONS	Rice Varieties													
	Samba 1		Samba 2		Keeri Samba		Nadu 1		Nadu 2		Raw Red		Raw White	
Colombo	230.00 –	260.00	–	–	–	–	220.00 –	230.00	220.00 –	220.00	190.00 –	220.00	210.00 –	220.00
Gampaha	250.00 –	270.00	235.00 –	240.00	350.00 –	350.00	220.00 –	220.00	215.00 –	220.00	200.00 –	210.00	210.00 –	220.00
Kurunegala	250.00 –	250.00	230.00 –	230.00	330.00 –	330.00	220.00 –	220.00	–	–	200.00 –	200.00	210.00 –	210.00
Nikaweratiya	260.00 –	270.00	230.00 –	230.00	340.00 –	340.00	220.00 –	220.00	205.00 –	215.00	200.00 –	220.00	210.00 –	220.00
Dambulla	240.00 –	250.00	230.00 –	235.00	335.00 –	345.00	215.00 –	220.00	208.00 –	210.00	195.00 –	200.00	200.00 –	205.00
Anuradhapura	235.00 –	245.00	–	–	320.00 –	330.00	220.00 –	220.00	–	–	210.00 –	210.00	205.00 –	210.00
Thambuthhegama	–	–	230.00 –	235.00	320.00 –	330.00	220.00 –	220.00	210.00 –	215.00	208.00 –	210.00	208.00 –	210.00
Polonnaruwa	230.00 –	240.00	–	–	310.00 –	320.00	218.00 –	220.00	195.00 –	200.00	210.00 –	210.00	195.00 –	200.00
Kaluthara	–	–	235.00 –	242.00	–	–	220.00 –	225.00	–	–	195.00 –	200.00	210.00 –	215.00
Badulla	–	–	–	–	–	–	–	–	–	–	–	–	–	–
Keppetipola	246.00 –	250.00	238.00 –	240.00	–	–	216.00 –	220.00	208.00 –	212.00	188.00 –	195.00	200.00 –	208.00
Moneragala	230.00 –	240.00	–	–	320.00 –	330.00	220.00 –	230.00	–	–	175.00 –	190.00	190.00 –	200.00
Kegalle	260.00 –	270.00	–	–	–	–	220.00 –	220.00	210.00 –	215.00	210.00 –	220.00	210.00 –	220.00
Ampara	270.00 –	270.00	230.00 –	240.00	300.00 –	350.00	220.00 –	220.00	215.00 –	220.00	180.00 –	195.00	195.00 –	210.00
Dehiattakandiya	260.00 –	260.00	–	–	310.00 –	310.00	218.00 –	220.00	210.00 –	210.00	210.00 –	210.00	200.00 –	210.00
Nuwaraeliya	250.00 –	260.00	236.00 –	240.00	345.00 –	350.00	218.00 –	220.00	212.00 –	214.00	190.00 –	200.00	206.00 –	215.00
Kandy	250.00 –	260.00	230.00 –	235.00	330.00 –	340.00	220.00 –	220.00	210.00 –	215.00	190.00 –	200.00	205.00 –	215.00
Puttalam	–	–	230.00 –	235.00	–	–	220.00 –	220.00	198.00 –	205.00	200.00 –	210.00	190.00 –	205.00
Hambantota	240.00 –	250.00	–	–	–	–	–	–	–	–	165.00 –	175.00	200.00 –	205.00
Rathnapura	–	–	–	–	–	–	–	–	–	–	–	–	–	–
Matara	250.00 –	260.00	–	–	340.00 –	360.00	220.00 –	220.00	–	–	173.00 –	180.00	200.00 –	210.00
Galle	260.00 –	270.00	–	–	340.00 –	360.00	220.00 –	220.00	–	–	180.00 –	190.00	210.00 –	210.00
Tissamaharama	240.00 –	260.00	–	–	360.00 –	370.00	220.00 –	230.00	–	–	160.00 –	165.00	195.00 –	210.00
Meegoda (DEC)	–	–	230.00 –	240.00	–	–	220.00 –	220.00	210.00 –	210.00	180.00 –	190.00	200.00 –	210.00
Embilipitiya	230.00 –	250.00	–	–	300.00 –	320.00	215.00 –	220.00	205.00 –	210.00	165.00 –	173.00	200.00 –	210.00
Jaffna	250.00 –	255.00	–	–	350.00 –	355.00	220.00 –	225.00	210.00 –	215.00	180.00 –	190.00	210.00 –	220.00
Vavuniya	–	–	–	–	–	–	220.00 –	225.00	215.00 –	218.00	190.00 –	194.00	210.00 –	215.00
Mannar	245.00 –	250.00	–	–	350.00 –	370.00	220.00 –	230.00	210.00 –	215.00	190.00 –	200.00	210.00 –	220.00
Killinochchi	245.00 –	250.00	–	–	345.00 –	350.00	220.00 –	225.00	200.00 –	210.00	185.00 –	190.00	220.00 –	225.00
Mullaittivu	–	–	–	–	–	–	–	–	–	–	–	–	–	–
Batticaloa	240.00 –	245.00	–	–	345.00 –	346.00	218.00 –	220.00	210.00 –	214.00	185.00 –	190.00	210.00 –	215.00
Trincomalee	245.00 –	250.00	–	–	320.00 –	330.00	215.00 –	220.00	200.00 –	205.00	185.00 –	190.00	215.00 –	220.00
Hanguranketha	–	–	230.00 –	238.00	–	–	218.00 –	220.00	206.00 –	215.00	180.00 –	190.00	198.00 –	212.00
Veyangoda	245.00 –	250.00	230.00 –	238.00	300.00 –	320.00	220.00 –	220.00	210.00 –	210.00	190.00 –	200.00	190.00 –	210.00
Galenbindunuwewa	235.00 –	240.00	–	–	320.00 –	330.00	220.00 –	220.00	215.00 –	215.00	200.00 –	210.00	200.00 –	210.00
Bandarawela	–	–	230.00 –	235.00	325.00 –	330.00	–	–	210.00 –	215.00	185.00 –	195.00	205.00 –	210.00
Matale	245.00 –	255.00	230.00 –	235.00	340.00 –	350.00	215.00 –	220.00	205.00 –	210.00	190.00 –	200.00	200.00 –	205.00

Table 04: Selected Markets: Wholesale Price of Subsidiary Food (Rs/50kg)

Week 02: 05 - 11 January 2024

LOCATION	Dried Chillies	Red Onion		Big Onion	Potato			Pulses		
	Imported	Imported	Local		Imported	Welimada	Nuwara Eliya	Green Gram	Cowpea	Red Dhal
Colombo	50000 - 52500	13500 - 16500	-	16500 - 22500	6000 - 9500	-	15500 - 17000	50000 - 52500	-	14500 - 15000
Kurunegala	47500 - 55000	19000 - 20000	-	21750 - 24000	6500 - 7000	-	-	50000 - 55000	52500 - 57500	14500 - 15000
Nikaweratiya	49250 - 50000	17000 - 19000	-	20000 - 22500	6250 - 7000	-	-	47000 - 49250	51500 - 51500	14550 - 14750
Dehiattakandiya	50000 - 57500	22500 - 25000	-	20000 - 25000	6500 - 7000	-	-	42500 - 42500	-	14750 - 16500
Dambulla (DEC)	45000 - 47500	18000 - 21000	-	19000 - 21500	5900 - 6500	-	16500 - 17000	52000 - 52500	57500 - 57500	14750 - 15000
Anuradhapura	55000 - 59000	20000 - 22500	-	21000 - 23000	7000 - 8000	-	-	47500 - 55000	55000 - 57500	14750 - 15500
Thambuththegama	49500 - 52500	18000 - 22500	-	21500 - 23000	6250 - 7000	-	17000 - 17500	-	-	14750 - 15000
Polonnaruwa	57000 - 59000	17000 - 20000	-	22000 - 23500	10000 - 10000	-	19500 - 19500	48000 - 52000	50000 - 50000	15500 - 16250
Kaluthara	52500 - 53000	18000 - 18400	-	22000 - 23000	6500 - 7000	-	15500 - 16000	50000 - 54000	52500 - 54000	14500 - 15000
Puttalam	45000 - 50000	-	20000 - 26000	20000 - 22000	7750 - 8500	-	19000 - 21000	44000 - 47500	-	15000 - 15600
Kandy	50100 - 50200	17000 - 17500	-	20000 - 22000	6250 - 6500	-	16500 - 17000	47500 - 50000	52500 - 55000	14750 - 15000
Matara	55000 - 57500	18000 - 22500	-	22500 - 23000	7500 - 8000	-	-	47500 - 52500	50000 - 55000	15250 - 15750
Hambantota	51000 - 56000	17500 - 20000	-	22500 - 24500	7500 - 8000	-	-	40000 - 45000	47500 - 55000	14750 - 15250
Kegalle	52500 - 59500	16500 - 21500	-	20650 - 20750	5900 - 6000	-	18300 - 18500	47000 - 47500	55500 - 56000	15400 - 16000
Galle	57500 - 60000	25000 - 27500	-	24000 - 26000	9000 - 10000	-	15500 - 16000	47500 - 50000	55000 - 55000	14750 - 15750
Tissamaharama	52500 - 55000	17000 - 20000	-	23500 - 24500	8000 - 10000	-	-	47500 - 52000	47500 - 52000	15250 - 16250
Meegoda (DEC)	50000 - 52500	14750 - 15250	-	19000 - 20000	6250 - 6750	-	16500 - 17500	50000 - 52000	54000 - 57500	14500 - 15000
Jaffna	50000 - 52500	-	19000 - 21000	19000 - 22000	6500 - 7000	-	-	46000 - 47000	52500 - 55000	14750 - 15000
Vavuniya	55000 - 57500	-	-	23000 - 23500	7000 - 7500	-	-	42500 - 45000	-	15000 - 15250
Mannar	52500 - 55000	22000 - 22500	-	22250 - 22500	7500 - 8000	-	-	50000 - 52500	-	15300 - 15500
Killinochchi	52500 - 54000	-	-	19000 - 21000	7500 - 8500	-	-	50000 - 52000	-	15250 - 15750
Mullattivu	-	-	-	-	-	-	-	-	-	-
Batticaloa	53000 - 54500	17000 - 18000	-	20000 - 21000	8250 - 9000	-	22000 - 25000	51500 - 52750	54250 - 55750	15100 - 15500
Trincomalee	50000 - 55000	16000 - 19000	-	17000 - 19000	6000 - 7500	-	-	50000 - 54000	-	15100 - 15500
Galenbindunuwewa	54000 - 56250	24500 - 25000	-	20000 - 25000	7000 - 7500	-	-	47500 - 55000	52500 - 55000	14900 - 16000
Matale	49000 - 50000	20000 - 21000	-	22500 - 23000	6000 - 7000	-	-	47500 - 50000	57500 - 59000	14750 - 15000

Table 05: Selected Markets: Retail Price of Subsidiary Food Crops (Rs/kg)

Week 02: 05 - 11 January 2024

LOCATIONS	Dried Chillies	Red Onion		Big Onion	Potato			Pulses		
	Imported	Imported	Local		Imported	Welimada	Nuwara Eliya	Green Gram	Cowpea	Red Dhal
Colombo	1100.00 - 1300.00	480.00 - 600.00	-	420.00 - 480.00	180.00 - 220.00	-	400.00 - 440.00	1000.00 - 1400.00	1200.00 - 1400.00	320.00 - 360.00
Gampaha	1180.00 - 1300.00	480.00 - 600.00	-	560.00 - 560.00	180.00 - 220.00	-	380.00 - 460.00	1200.00 - 1280.00	1200.00 - 1360.00	340.00 - 360.00
Kurunegala	1200.00 - 1300.00	500.00 - 600.00	-	520.00 - 580.00	200.00 - 220.00	-	380.00 - 440.00	1200.00 - 1300.00	1200.00 - 1200.00	320.00 - 350.00
Nikaweratiya	1100.00 - 1300.00	480.00 - 580.00	-	460.00 - 520.00	150.00 - 180.00	-	-	900.00 - 1100.00	1100.00 - 1300.00	320.00 - 340.00
Dambulla	1100.00 - 1150.00	480.00 - 520.00	-	460.00 - 500.00	150.00 - 180.00	-	400.00 - 420.00	1100.00 - 1150.00	1200.00 - 1300.00	320.00 - 325.00
Anuradhapura	1150.00 - 1300.00	480.00 - 600.00	-	450.00 - 550.00	180.00 - 200.00	-	-	1150.00 - 1200.00	1200.00 - 1300.00	320.00 - 340.00
Thambuththegama	1150.00 - 1250.00	600.00 - 650.00	-	450.00 - 520.00	150.00 - 180.00	-	-	950.00 - 1000.00	-	310.00 - 335.00
Polonnaruwa	1200.00 - 1260.00	400.00 - 440.00	-	450.00 - 480.00	180.00 - 210.00	-	380.00 - 420.00	1000.00 - 1100.00	1200.00 - 1300.00	320.00 - 340.00
Kaluthara	1100.00 - 1180.00	480.00 - 500.00	-	520.00 - 540.00	160.00 - 180.00	-	400.00 - 420.00	1200.00 - 1300.00	1200.00 - 1300.00	315.00 - 320.00
Badulla	-	-	-	-	-	-	-	-	-	-
Keppetipola	1200.00 - 1300.00	560.00 - 580.00	-	450.00 - 480.00	150.00 - 160.00	340.00 - 360.00	-	1150.00 - 1180.00	1100.00 - 1200.00	315.00 - 320.00
Moneragala	1150.00 - 1200.00	480.00 - 560.00	-	480.00 - 560.00	180.00 - 200.00	-	360.00 - 400.00	1000.00 - 1200.00	1100.00 - 1200.00	320.00 - 340.00
Kegalle	1100.00 - 1300.00	400.00 - 600.00	-	475.00 - 500.00	170.00 - 200.00	-	440.00 - 450.00	980.00 - 1020.00	1180.00 - 1200.00	320.00 - 380.00
Ampara	1100.00 - 1300.00	420.00 - 540.00	-	460.00 - 500.00	180.00 - 200.00	-	380.00 - 440.00	970.00 - 1100.00	1100.00 - 1100.00	310.00 - 320.00
Dehiattakandiya	1150.00 - 1200.00	480.00 - 600.00	-	480.00 - 550.00	150.00 - 170.00	-	-	900.00 - 900.00	-	310.00 - 340.00
Nuwaraeliya	1250.00 - 1320.00	560.00 - 600.00	-	460.00 - 500.00	160.00 - 180.00	-	400.00 - 420.00	1150.00 - 1200.00	1200.00 - 1250.00	310.00 - 325.00
Kandy	1160.00 - 1200.00	560.00 - 600.00	-	480.00 - 520.00	170.00 - 200.00	-	440.00 - 480.00	1040.00 - 1050.00	1200.00 - 1240.00	330.00 - 350.00
Puttalam	1080.00 - 1150.00	-	600.00 - 680.00	500.00 - 560.00	180.00 - 200.00	-	460.00 - 480.00	1050.00 - 1150.00	1100.00 - 1200.00	310.00 - 320.00
Rathnapura	-	-	-	-	-	-	-	-	-	-
Hambantota	1200.00 - 1250.00	420.00 - 520.00	-	480.00 - 540.00	160.00 - 180.00	-	-	950.00 - 1100.00	1100.00 - 1200.00	320.00 - 340.00
Matara	1200.00 - 1300.00	400.00 - 540.00	-	480.00 - 520.00	160.00 - 180.00	-	400.00 - 440.00	1000.00 - 1200.00	1100.00 - 1300.00	320.00 - 340.00
Galle	1250.00 - 1300.00	560.00 - 600.00	-	500.00 - 550.00	200.00 - 220.00	-	360.00 - 360.00	1000.00 - 1200.00	1000.00 - 1300.00	320.00 - 340.00
Tissamaharama	1150.00 - 1200.00	400.00 - 480.00	-	490.00 - 520.00	170.00 - 220.00	-	-	900.00 - 980.00	1000.00 - 1100.00	320.00 - 340.00
Meegoda (DEC)	1080.00 - 1100.00	-	-	460.00 - 480.00	160.00 - 180.00	-	400.00 - 400.00	1020.00 - 1050.00	1100.00 - 1200.00	310.00 - 330.00
Embilipitiya	1180.00 - 1250.00	480.00 - 520.00	-	450.00 - 500.00	160.00 - 200.00	-	-	900.00 - 1000.00	1000.00 - 1070.00	315.00 - 390.00
Jaffna	1200.00 - 1250.00	-	450.00 - 470.00	470.00 - 500.00	150.00 - 160.00	-	-	960.00 - 990.00	1150.00 - 1200.00	310.00 - 320.00
Vavuniya	1290.00 - 1320.00	-	-	490.00 - 520.00	180.00 - 190.00	-	570.00 - 580.00	1100.00 - 1150.00	-	320.00 - 325.00
Mannar	1150.00 - 1300.00	520.00 - 600.00	-	460.00 - 500.00	180.00 - 200.00	-	-	1100.00 - 1200.00	-	320.00 - 350.00
Killinochchi	1100.00 - 1150.00	-	-	440.00 - 460.00	180.00 - 200.00	-	-	1050.00 - 1100.00	-	325.00 - 330.00
Mullaittivu	-	-	-	-	-	-	-	-	-	-
Batticaloa	1140.00 - 1180.00	400.00 - 620.00	-	450.00 - 480.00	180.00 - 220.00	-	500.00 - 560.00	1080.00 - 1120.00	1150.00 - 1200.00	325.00 - 330.00
Trincomalee	1100.00 - 1200.00	540.00 - 580.00	-	450.00 - 500.00	200.00 - 220.00	-	-	1150.00 - 1180.00	-	310.00 - 320.00
Hanguranketha	1150.00 - 1290.00	400.00 - 420.00	-	480.00 - 500.00	150.00 - 180.00	-	-	1050.00 - 1100.00	1200.00 - 1200.00	309.00 - 320.00
Veyangoda	1200.00 - 1200.00	540.00 - 600.00	-	450.00 - 520.00	160.00 - 180.00	-	400.00 - 440.00	900.00 - 1100.00	1100.00 - 1300.00	310.00 - 320.00
Galenbindunuwewa	1140.00 - 1150.00	520.00 - 580.00	-	450.00 - 550.00	160.00 - 180.00	-	-	1000.00 - 1150.00	1100.00 - 1300.00	310.00 - 330.00
Bandarawela	1200.00 - 1300.00	560.00 - 580.00	-	520.00 - 560.00	180.00 - 200.00	320.00 - 360.00	-	1100.00 - 1200.00	1250.00 - 1300.00	320.00 - 340.00
Matale	1100.00 - 1200.00	480.00 - 580.00	-	480.00 - 520.00	150.00 - 160.00	-	-	1050.00 - 1100.00	1200.00 - 1200.00	310.00 - 320.00

Table 06: Selected Markets: Wholesale Price of Vegetables(Rs/kg)

Week 02: 05 - 11 January 2024

Locations	Butter Beans	Green Beans	Carrot	Leeks	Beetroot	Knolkhol
Colombo	-	350.00 - 450.00	450.00 - 800.00	150.00 - 300.00	400.00 - 500.00	200.00 - 300.00
Meegoda (DEC)	-	500.00 - 600.00	1000.00 - 1100.00	300.00 - 350.00	550.00 - 650.00	260.00 - 280.00
Dambulla (DEC)	-	380.00 - 450.00	800.00 - 900.00	300.00 - 320.00	480.00 - 550.00	250.00 - 280.00
Keppetipola (DEC)	-	500.00 - 550.00	700.00 - 800.00	200.00 - 250.00	500.00 - 550.00	250.00 - 300.00
Norochchole (DEC)	-	-	-	-	400.00 - 520.00	-
Nuwara Eliya	-	540.00 - 560.00	780.00 - 820.00	260.00 - 280.00	530.00 - 560.00	260.00 - 280.00
Kandy	-	450.00 - 500.00	730.00 - 750.00	280.00 - 300.00	550.00 - 570.00	200.00 - 220.00
Hambantota	-	600.00 - 650.00	700.00 - 800.00	360.00 - 380.00	-	-
Thambuththegama (DEC)	-	370.00 - 420.00	860.00 - 900.00	280.00 - 330.00	580.00 - 600.00	-
Jaffna	-	340.00 - 360.00	890.00 - 910.00	300.00 - 320.00	550.00 - 560.00	-
Bandarawela	-	500.00 - 550.00	750.00 - 800.00	260.00 - 280.00	500.00 - 520.00	260.00 - 300.00
Veyangoda	-	600.00 - 650.00	700.00 - 750.00	300.00 - 330.00	530.00 - 600.00	280.00 - 300.00

Locations	Raddish	Cabbage	Tomato	Ladies Fingers	Brinjal	Capsicum
Colombo	80.00 - 120.00	350.00 - 480.00	300.00 - 500.00	150.00 - 350.00	400.00 - 500.00	600.00 - 680.00
Meegoda (DEC)	150.00 - 200.00	400.00 - 530.00	300.00 - 450.00	180.00 - 220.00	370.00 - 450.00	600.00 - 700.00
Moneragala	140.00 - 160.00	450.00 - 500.00	350.00 - 400.00	160.00 - 200.00	300.00 - 400.00	650.00 - 800.00
Dambulla (DEC)	100.00 - 110.00	420.00 - 450.00	230.00 - 260.00	150.00 - 180.00	420.00 - 480.00	600.00 - 680.00
Keppetipola (DEC)	100.00 - 120.00	380.00 - 420.00	300.00 - 350.00	160.00 - 170.00	380.00 - 420.00	650.00 - 700.00
Norochchole (DEC)	40.00 - 70.00	350.00 - 450.00	350.00 - 420.00	150.00 - 180.00	350.00 - 450.00	600.00 - 700.00
Nuwara Eliya	140.00 - 150.00	410.00 - 430.00	330.00 - 360.00	180.00 - 200.00	440.00 - 460.00	660.00 - 700.00
Kandy	70.00 - 90.00	350.00 - 410.00	280.00 - 300.00	200.00 - 210.00	420.00 - 450.00	500.00 - 550.00
Hambantota	180.00 - 220.00	500.00 - 550.00	300.00 - 350.00	200.00 - 250.00	380.00 - 450.00	700.00 - 750.00
Thambuththegama (DEC)	70.00 - 110.00	400.00 - 440.00	300.00 - 350.00	170.00 - 200.00	330.00 - 400.00	600.00 - 700.00
Tissamaharama	250.00 - 280.00	520.00 - 550.00	350.00 - 380.00	180.00 - 200.00	400.00 - 450.00	500.00 - 600.00
Jaffna	225.00 - 240.00	440.00 - 460.00	450.00 - 460.00	320.00 - 340.00	550.00 - 570.00	700.00 - 720.00
Bandarawela	130.00 - 150.00	350.00 - 400.00	320.00 - 350.00	-	350.00 - 380.00	650.00 - 700.00
Veyangoda	150.00 - 160.00	400.00 - 480.00	330.00 - 360.00	240.00 - 260.00	400.00 - 450.00	700.00 - 750.00

Locations	Pumpkin	Cucumber	Bitter Gourd	Snake Gourd	Drumstick	Luffa
Colombo	80.00 - 130.00	50.00 - 100.00	300.00 - 400.00	180.00 - 220.00	-	280.00 - 320.00
Meegoda (DEC)	90.00 - 120.00	60.00 - 100.00	350.00 - 400.00	190.00 - 220.00	-	250.00 - 300.00
Moneragala	160.00 - 200.00	120.00 - 150.00	550.00 - 600.00	250.00 - 280.00	-	400.00 - 440.00
Dambulla (DEC)	80.00 - 100.00	50.00 - 70.00	280.00 - 350.00	160.00 - 200.00	-	250.00 - 300.00
Keppetipola (DEC)	110.00 - 130.00	90.00 - 120.00	280.00 - 290.00	150.00 - 160.00	-	250.00 - 260.00
Norochchole (DEC)	70.00 - 140.00	50.00 - 70.00	350.00 - 450.00	200.00 - 270.00	-	240.00 - 300.00
Nuwara Eliya	100.00 - 120.00	80.00 - 90.00	300.00 - 320.00	180.00 - 200.00	-	280.00 - 300.00
Kandy	100.00 - 120.00	80.00 - 90.00	250.00 - 300.00	150.00 - 180.00	-	250.00 - 300.00
Hambantota	150.00 - 180.00	100.00 - 120.00	450.00 - 500.00	220.00 - 260.00	-	320.00 - 380.00
Thambuththegama (DEC)	70.00 - 100.00	50.00 - 70.00	300.00 - 350.00	130.00 - 150.00	-	200.00 - 250.00
Tissamaharama	120.00 - 180.00	80.00 - 100.00	400.00 - 480.00	200.00 - 280.00	-	300.00 - 380.00
Jaffna	70.00 - 90.00	110.00 - 130.00	-	200.00 - 220.00	-	-
Bandarawela	100.00 - 120.00	100.00 - 120.00	-	-	-	-
Veyangoda	90.00 - 120.00	80.00 - 100.00	380.00 - 420.00	160.00 - 200.00	-	270.00 - 280.00

Table 06 (Contd.)

	Long Beans	Ash Plantain	Green Chillies	Lime	Sweet Potatoe	Manioc
Colombo	100.00 - 200.00	220.00 - 300.00	750.00 - 1000.00	150.00 - 300.00	100.00 - 120.00	80.00 - 120.00
Meegoda (DEC)	150.00 - 250.00	280.00 - 330.00	900.00 - 1200.00	160.00 - 220.00	140.00 - 170.00	110.00 - 120.00
Moneragala	200.00 - 220.00	180.00 - 200.00	1000.00 - 1200.00	200.00 - 250.00	180.00 - 200.00	60.00 - 80.00
Dambulla (DEC)	160.00 - 200.00	250.00 - 280.00	850.00 - 1000.00	140.00 - 180.00	130.00 - 150.00	70.00 - 85.00
Keppetipola (DEC)	160.00 - 170.00	240.00 - 250.00	800.00 - 1000.00	140.00 - 150.00	110.00 - 130.00	100.00 - 120.00
Norochchole (DEC)	100.00 - 140.00	140.00 - 180.00	700.00 - 1000.00	170.00 - 250.00	90.00 - 90.00	100.00 - 120.00
Nuwara Eliya	180.00 - 200.00	260.00 - 280.00	900.00 - 1000.00	160.00 - 180.00	140.00 - 150.00	90.00 - 100.00
Kandy	200.00 - 240.00	240.00 - 260.00	700.00 - 750.00	150.00 - 180.00	120.00 - 150.00	80.00 - 90.00
Hambantota	150.00 - 200.00	160.00 - 220.00	900.00 - 1100.00	250.00 - 300.00	160.00 - 200.00	140.00 - 160.00
Thambuththegama (DEC)	160.00 - 200.00	200.00 - 250.00	900.00 - 1000.00	80.00 - 120.00	140.00 - 160.00	70.00 - 80.00
Tissamaharama	120.00 - 140.00	200.00 - 240.00	800.00 - 920.00	200.00 - 250.00	200.00 - 250.00	120.00 - 130.00
Jaffna	-	160.00 - 170.00	780.00 - 800.00	310.00 - 340.00	210.00 - 230.00	70.00 - 90.00
Bandarawela	-	-	900.00 - 1000.00	-	120.00 - 140.00	100.00 - 120.00
Veyangoda	170.00 - 200.00	280.00 - 280.00	900.00 - 1100.00	130.00 - 180.00	130.00 - 160.00	100.00 - 120.00

Locations	Leafy Vegetables (Rs/bundle)			Coconut (Rs/nut)	
	Mukunuwenna	Kankun	Gotukola	Large	Small
Colombo	40.00 - 50.00	40.00 - 50.00	300.00 - 350.00	95.00 - 105.00	80.00 - 92.00
Meegoda (DEC)	80.00 - 90.00	80.00 - 90.00	270.00 - 270.00	105.00 - 110.00	85.00 - 95.00
Norochchole (DEC)	50.00 - 60.00	50.00 - 60.00	120.00 - 130.00	90.00 - 105.00	75.00 - 90.00
Nuwara Eliya	-	-	-	-	-
Dambulla (DEC)	25.00 - 30.00	25.00 - 30.00	120.00 - 125.00	80.00 - 90.00	70.00 - 75.00
Kandy	45.00 - 50.00	45.00 - 55.00	230.00 - 240.00	90.00 - 100.00	70.00 - 75.00
Hambantota	50.00 - 60.00	50.00 - 60.00	180.00 - 200.00	-	-
Thambuththegama (DEC)	30.00 - 40.00	30.00 - 40.00	-	80.00 - 85.00	-
Tissamaharama	40.00 - 55.00	40.00 - 60.00	180.00 - 240.00	90.00 - 105.00	70.00 - 85.00
Jaffna	80.00 - 100.00	35.00 - 42.00	180.00 - 190.00	78.00 - 84.00	45.00 - 50.00
Bandarawela	-	-	-	-	-
Veyangoda	35.00 - 40.00	35.00 - 40.00	-	90.00 - 95.00	-

Colombo, Meegoda, Norochchole, Jaffna, Dambulla and Kandy - Gotukola Price Rs/Kg

Table 07: Selected Markets: Retail Price of Vegetables (Rs/kg)

Week 02: 05 - 11 January 2024

LOCATIONS	Up Country Varieties																
	Butter Beans		Green Beans		Carrot		Leeks		Beetroot		Knol Khol		Raddish		Cabbage		Tomato
Colombo	-	460.00 - 800.00	700.00 - 1000.00	380.00 - 700.00	550.00 - 900.00	350.00 - 600.00	220.00 - 400.00	550.00 - 800.00	480.00 - 1000.00								
Gampaha	-	600.00 - 800.00	800.00 - 1200.00	400.00 - 480.00	800.00 - 800.00	600.00 - 600.00	240.00 - 400.00	560.00 - 600.00	520.00 - 720.00								
Kurunegala	-	700.00 - 800.00	1000.00 - 1000.00	480.00 - 600.00	900.00 - 900.00	-	340.00 - 400.00	680.00 - 700.00	600.00 - 650.00								
Nikaweratiya	-	520.00 - 720.00	800.00 - 1000.00	400.00 - 600.00	720.00 - 800.00	400.00 - 400.00	240.00 - 320.00	520.00 - 600.00	480.00 - 720.00								
Dambulla	-	500.00 - 600.00	1200.00 - 1400.00	560.00 - 600.00	600.00 - 700.00	-	200.00 - 240.00	660.00 - 700.00	400.00 - 480.00								
Anuradhapura	-	600.00 - 640.00	960.00 - 1100.00	400.00 - 600.00	640.00 - 900.00	-	240.00 - 320.00	540.00 - 600.00	480.00 - 600.00								
Thambuththegama	-	480.00 - 550.00	920.00 - 1150.00	380.00 - 480.00	760.00 - 800.00	-	160.00 - 240.00	520.00 - 580.00	420.00 - 480.00								
Polonnaruwa	-	650.00 - 720.00	950.00 - 1150.00	500.00 - 550.00	620.00 - 680.00	440.00 - 460.00	240.00 - 280.00	550.00 - 600.00	600.00 - 650.00								
Kaluthara	-	560.00 - 600.00	980.00 - 1000.00	380.00 - 440.00	720.00 - 760.00	480.00 - 520.00	320.00 - 340.00	620.00 - 660.00	560.00 - 600.00								
Badulla	-	-	-	-	-	-	-	-	-								
Keppetipola	-	640.00 - 660.00	860.00 - 880.00	340.00 - 360.00	650.00 - 660.00	360.00 - 380.00	200.00 - 220.00	460.00 - 480.00	460.00 - 480.00								
Moneragala	-	600.00 - 640.00	900.00 - 1000.00	480.00 - 600.00	720.00 - 800.00	-	160.00 - 240.00	520.00 - 600.00	480.00 - 600.00								
Kegalle	-	650.00 - 680.00	850.00 - 880.00	480.00 - 520.00	780.00 - 800.00	450.00 - 480.00	320.00 - 360.00	600.00 - 640.00	560.00 - 600.00								
Ampara	-	700.00 - 720.00	1000.00 - 1100.00	480.00 - 480.00	900.00 - 900.00	-	240.00 - 280.00	640.00 - 680.00	640.00 - 680.00								
Dehiattakandiya	-	560.00 - 600.00	800.00 - 900.00	480.00 - 520.00	640.00 - 720.00	640.00 - 640.00	280.00 - 320.00	640.00 - 720.00	520.00 - 680.00								
Nuwaraeliya	-	660.00 - 680.00	900.00 - 920.00	360.00 - 380.00	660.00 - 680.00	350.00 - 360.00	240.00 - 260.00	520.00 - 540.00	480.00 - 520.00								
Kandy	-	600.00 - 640.00	850.00 - 900.00	400.00 - 440.00	700.00 - 750.00	400.00 - 440.00	160.00 - 200.00	600.00 - 650.00	500.00 - 600.00								
Puttalam	-	640.00 - 800.00	900.00 - 1000.00	480.00 - 560.00	720.00 - 800.00	-	200.00 - 300.00	480.00 - 600.00	600.00 - 700.00								
Hambantota	-	720.00 - 800.00	740.00 - 840.00	420.00 - 500.00	-	-	240.00 - 280.00	560.00 - 600.00	400.00 - 480.00								
Rathnapura	-	-	-	-	-	-	-	-	-								
Matara	-	760.00 - 800.00	800.00 - 1000.00	480.00 - 540.00	-	-	240.00 - 260.00	600.00 - 780.00	440.00 - 500.00								
Galle	-	780.00 - 800.00	900.00 - 1000.00	500.00 - 600.00	900.00 - 960.00	-	-	680.00 - 760.00	560.00 - 600.00								
Tissamaharama	-	660.00 - 700.00	850.00 - 1000.00	400.00 - 460.00	650.00 - 660.00	480.00 - 480.00	300.00 - 340.00	580.00 - 650.00	460.00 - 480.00								
Meegoda (DEC)	-	640.00 - 700.00	1000.00 - 1200.00	480.00 - 520.00	700.00 - 800.00	480.00 - 480.00	280.00 - 320.00	560.00 - 600.00	400.00 - 520.00								
Embilipitiya	-	750.00 - 800.00	600.00 - 700.00	580.00 - 600.00	850.00 - 900.00	-	300.00 - 400.00	600.00 - 700.00	400.00 - 520.00								
Jaffna	-	400.00 - 450.00	940.00 - 960.00	360.00 - 380.00	590.00 - 620.00	-	270.00 - 290.00	500.00 - 520.00	490.00 - 520.00								
Vavuniya	-	600.00 - 650.00	1200.00 - 1300.00	500.00 - 600.00	700.00 - 800.00	-	250.00 - 300.00	600.00 - 650.00	600.00 - 650.00								
Mannar	-	700.00 - 750.00	920.00 - 1000.00	600.00 - 650.00	720.00 - 800.00	-	300.00 - 320.00	600.00 - 650.00	700.00 - 750.00								
Killinochchi	-	580.00 - 620.00	1000.00 - 1050.00	500.00 - 540.00	600.00 - 640.00	-	380.00 - 420.00	500.00 - 520.00	480.00 - 520.00								
Mullaittivu	-	-	-	-	-	-	-	-	-								
Batticaloa	-	780.00 - 800.00	960.00 - 1000.00	520.00 - 560.00	760.00 - 800.00	380.00 - 400.00	380.00 - 420.00	600.00 - 640.00	560.00 - 600.00								
Trincomalee	-	540.00 - 600.00	960.00 - 1000.00	420.00 - 480.00	1000.00 - 1050.00	-	390.00 - 420.00	580.00 - 600.00	560.00 - 600.00								
Hanguranketha	-	580.00 - 600.00	850.00 - 900.00	370.00 - 400.00	620.00 - 650.00	-	150.00 - 180.00	520.00 - 550.00	420.00 - 450.00								
Veyangoda	-	720.00 - 800.00	800.00 - 860.00	400.00 - 480.00	660.00 - 700.00	480.00 - 480.00	240.00 - 280.00	540.00 - 600.00	650.00 - 700.00								
Galenbindunuwewa	-	600.00 - 640.00	800.00 - 1000.00	460.00 - 480.00	800.00 - 900.00	-	200.00 - 260.00	520.00 - 640.00	560.00 - 640.00								
Bandarawela	-	600.00 - 640.00	860.00 - 900.00	360.00 - 380.00	600.00 - 620.00	360.00 - 400.00	240.00 - 260.00	460.00 - 500.00	420.00 - 460.00								
Matale	-	600.00 - 680.00	1000.00 - 1200.00	400.00 - 480.00	760.00 - 800.00	-	180.00 - 240.00	600.00 - 680.00	440.00 - 480.00								

Table 07 (Contd.)

LOCATIONS	Low Country Varieties										
	Ladies Fingers	Brinjal	Capsicum	Pumpkin	Cucumber	Bitter Gourd	Snake Gourd	Drumstick	Luffa	Long Beans	
Colombo	250.00 - 420.00	500.00 - 900.00	650.00 - 1000.00	180.00 - 340.00	140.00 - 320.00	350.00 - 700.00	250.00 - 480.00	-	300.00 - 600.00	240.00 - 520.00	
Gampaha	320.00 - 400.00	600.00 - 700.00	800.00 - 1000.00	240.00 - 280.00	200.00 - 260.00	600.00 - 640.00	320.00 - 480.00	-	480.00 - 560.00	400.00 - 400.00	
Kurunegala	260.00 - 320.00	580.00 - 650.00	850.00 - 1000.00	200.00 - 240.00	180.00 - 220.00	580.00 - 620.00	360.00 - 400.00	-	480.00 - 520.00	380.00 - 400.00	
Nikaweratiya	320.00 - 320.00	560.00 - 600.00	800.00 - 1000.00	160.00 - 240.00	160.00 - 200.00	520.00 - 600.00	320.00 - 400.00	-	400.00 - 480.00	320.00 - 400.00	
Dambulla	260.00 - 300.00	600.00 - 700.00	800.00 - 900.00	180.00 - 240.00	160.00 - 200.00	480.00 - 550.00	380.00 - 400.00	-	380.00 - 400.00	300.00 - 360.00	
Anuradhapura	280.00 - 320.00	520.00 - 600.00	800.00 - 1000.00	200.00 - 280.00	160.00 - 240.00	480.00 - 600.00	320.00 - 340.00	-	400.00 - 520.00	320.00 - 400.00	
Thambuththegama	240.00 - 300.00	440.00 - 600.00	760.00 - 860.00	160.00 - 200.00	140.00 - 200.00	440.00 - 520.00	260.00 - 280.00	-	300.00 - 360.00	240.00 - 300.00	
Polonnaruwa	240.00 - 280.00	550.00 - 640.00	750.00 - 850.00	240.00 - 260.00	180.00 - 250.00	500.00 - 550.00	340.00 - 440.00	-	380.00 - 480.00	350.00 - 400.00	
Kaluthara	320.00 - 360.00	560.00 - 580.00	850.00 - 900.00	180.00 - 220.00	220.00 - 240.00	600.00 - 630.00	320.00 - 360.00	-	500.00 - 540.00	440.00 - 480.00	
Badulla	-	-	-	-	-	-	-	-	-	-	
Keppetipola	240.00 - 260.00	460.00 - 480.00	760.00 - 780.00	180.00 - 200.00	180.00 - 200.00	360.00 - 380.00	240.00 - 250.00	-	340.00 - 360.00	250.00 - 260.00	
Moneragala	240.00 - 280.00	400.00 - 600.00	800.00 - 900.00	240.00 - 320.00	200.00 - 240.00	600.00 - 720.00	320.00 - 400.00	-	520.00 - 600.00	300.00 - 320.00	
Kegalle	300.00 - 320.00	600.00 - 640.00	850.00 - 880.00	220.00 - 240.00	180.00 - 200.00	580.00 - 600.00	340.00 - 360.00	-	500.00 - 520.00	360.00 - 400.00	
Ampara	320.00 - 320.00	600.00 - 640.00	900.00 - 900.00	240.00 - 240.00	240.00 - 260.00	600.00 - 650.00	400.00 - 400.00	-	400.00 - 400.00	320.00 - 360.00	
Dehiattakandiya	300.00 - 320.00	400.00 - 420.00	800.00 - 800.00	220.00 - 240.00	160.00 - 160.00	560.00 - 620.00	400.00 - 480.00	-	400.00 - 540.00	360.00 - 400.00	
Nuwaraeliya	280.00 - 300.00	560.00 - 580.00	780.00 - 820.00	220.00 - 240.00	200.00 - 220.00	400.00 - 420.00	280.00 - 300.00	-	380.00 - 400.00	280.00 - 300.00	
Kandy	360.00 - 400.00	600.00 - 650.00	750.00 - 800.00	160.00 - 180.00	140.00 - 160.00	360.00 - 400.00	240.00 - 280.00	-	480.00 - 520.00	320.00 - 360.00	
Puttalam	220.00 - 260.00	600.00 - 700.00	800.00 - 1000.00	200.00 - 300.00	180.00 - 240.00	560.00 - 600.00	400.00 - 480.00	-	480.00 - 560.00	300.00 - 400.00	
Rathnapura	-	-	-	-	-	-	-	-	-	-	
Hambantota	250.00 - 320.00	480.00 - 580.00	760.00 - 800.00	200.00 - 240.00	160.00 - 200.00	500.00 - 600.00	280.00 - 360.00	-	400.00 - 460.00	200.00 - 250.00	
Matara	280.00 - 320.00	500.00 - 600.00	800.00 - 900.00	200.00 - 240.00	160.00 - 200.00	600.00 - 700.00	320.00 - 380.00	-	400.00 - 480.00	250.00 - 320.00	
Galle	300.00 - 360.00	700.00 - 700.00	800.00 - 900.00	200.00 - 240.00	140.00 - 200.00	600.00 - 650.00	400.00 - 460.00	-	580.00 - 620.00	380.00 - 400.00	
Tissamaharama	240.00 - 280.00	520.00 - 570.00	720.00 - 800.00	200.00 - 280.00	120.00 - 160.00	540.00 - 560.00	320.00 - 360.00	-	400.00 - 480.00	180.00 - 200.00	
Meegoda (DEC)	300.00 - 320.00	460.00 - 600.00	760.00 - 1000.00	180.00 - 240.00	160.00 - 240.00	400.00 - 520.00	280.00 - 320.00	-	400.00 - 480.00	300.00 - 400.00	
Embilipitiya	280.00 - 320.00	400.00 - 520.00	900.00 - 950.00	200.00 - 240.00	160.00 - 200.00	600.00 - 720.00	280.00 - 320.00	-	350.00 - 400.00	320.00 - 400.00	
Jaffna	370.00 - 400.00	600.00 - 620.00	740.00 - 770.00	120.00 - 130.00	150.00 - 170.00	900.00 - 930.00	245.00 - 260.00	-	-	500.00 - 530.00	
Vavuniya	400.00 - 450.00	600.00 - 700.00	900.00 - 1000.00	200.00 - 250.00	200.00 - 240.00	900.00 - 1000.00	350.00 - 400.00	-	360.00 - 400.00	600.00 - 650.00	
Mannar	350.00 - 400.00	650.00 - 720.00	800.00 - 850.00	240.00 - 260.00	220.00 - 250.00	800.00 - 850.00	400.00 - 450.00	-	-	480.00 - 520.00	
Killinochchi	380.00 - 420.00	580.00 - 620.00	800.00 - 840.00	230.00 - 250.00	200.00 - 240.00	1000.00 - 1050.00	240.00 - 260.00	-	-	400.00 - 440.00	
Mullaittivu	-	-	-	-	-	-	-	-	-	-	
Batticaloa	360.00 - 400.00	680.00 - 720.00	950.00 - 1000.00	240.00 - 260.00	240.00 - 250.00	600.00 - 640.00	300.00 - 320.00	-	340.00 - 360.00	380.00 - 400.00	
Trincomalee	420.00 - 450.00	520.00 - 550.00	780.00 - 820.00	200.00 - 220.00	250.00 - 260.00	600.00 - 640.00	260.00 - 300.00	-	360.00 - 380.00	400.00 - 450.00	
Hanguranketha	240.00 280.00	520.00 580.00	700.00 800.00	160.00 180.00	170.00 200.00	400.00 430.00	220.00 250.00	-	330.00 350.00	280.00 320.00	
Veyangoda	320.00 - 360.00	600.00 - 700.00	800.00 - 1000.00	200.00 - 240.00	200.00 - 250.00	560.00 - 600.00	360.00 - 400.00	-	400.00 - 480.00	320.00 - 360.00	
Galenbindunuwewa	240.00 - 260.00	520.00 - 560.00	700.00 - 950.00	200.00 - 240.00	140.00 - 160.00	500.00 - 600.00	280.00 - 320.00	-	400.00 - 560.00	260.00 - 320.00	
Bandarawela	280.00 - 300.00	460.00 - 480.00	800.00 - 900.00	220.00 - 240.00	200.00 - 220.00	460.00 - 480.00	320.00 - 340.00	-	380.00 - 400.00	320.00 - 340.00	
Matale	280.00 - 320.00	600.00 - 680.00	800.00 - 880.00	180.00 - 240.00	160.00 - 180.00	480.00 - 520.00	320.00 - 360.00	-	400.00 - 440.00	320.00 - 360.00	

Table 07 (Contd.)

LOCATIONS	Low Country Varieties					Leafy Vegetable			Coconut (Rs/nut)	
	Ash Plantain	Green Chillies	Lime	Sweet Potato	Manioc	Mukunuwenna	Kankun	Gotukola	Large	Small
Colombo	320.00 - 500.00	1200.00 - 2400.00	300.00 - 1000.00	150.00 - 320.00	150.00 - 240.00	60.00 - 100.00	60.00 - 100.00	100.00 - 120.00	105.00 - 120.00	85.00 - 100.00
Gampaha	400.00 - 480.00	1600.00 - 1700.00	400.00 - 600.00	280.00 - 320.00	200.00 - 240.00	60.00 - 70.00	60.00 - 70.00	30.00 - 30.00	110.00 - 130.00	80.00 - 100.00
Kurunegala	300.00 - 400.00	1300.00 - 1500.00	300.00 - 400.00	200.00 - 240.00	180.00 - 200.00	50.00 - 50.00	50.00 - 50.00	30.00 - 30.00	100.00 - 110.00	85.00 - 90.00
Nikaweratiya	300.00 - 320.00	1500.00 - 1600.00	300.00 - 400.00	200.00 - 240.00	140.00 - 150.00	50.00 - 60.00	40.00 - 50.00	60.00 - 60.00	80.00 - 90.00	70.00 - 75.00
Dambulla	340.00 - 360.00	1400.00 - 1500.00	400.00 - 500.00	280.00 - 340.00	180.00 - 200.00	50.00 - 70.00	50.00 - 60.00	50.00 - 60.00	100.00 - 120.00	80.00 - 85.00
Anuradhapura	320.00 - 400.00	1400.00 - 1600.00	400.00 - 800.00	240.00 - 280.00	180.00 - 240.00	60.00 - 70.00	60.00 - 70.00	60.00 - 70.00	90.00 - 100.00	70.00 - 80.00
Thambuththegama	-	1100.00 - 1250.00	200.00 - 250.00	300.00 - 340.00	160.00 - 200.00	40.00 - 50.00	40.00 - 50.00	-	80.00 - 90.00	-
Polonnaruwa	320.00 - 380.00	1500.00 - 1700.00	400.00 - 500.00	200.00 - 280.00	160.00 - 200.00	50.00 - 60.00	50.00 - 50.00	50.00 - 50.00	80.00 - 90.00	70.00 - 75.00
Kaluthara	360.00 - 380.00	1400.00 - 1500.00	500.00 - 550.00	220.00 - 240.00	200.00 - 220.00	60.00 - 70.00	60.00 - 70.00	80.00 - 95.00	110.00 - 120.00	90.00 - 100.00
Badulla	-	-	-	-	-	-	-	-	-	-
Keppetipola	340.00 - 350.00	1250.00 - 1300.00	350.00 - 380.00	200.00 - 220.00	160.00 - 180.00	65.00 - 70.00	65.00 - 70.00	50.00 - 60.00	110.00 - 112.00	95.00 - 100.00
Moneragala	280.00 - 320.00	1200.00 - 1500.00	300.00 - 400.00	220.00 - 260.00	100.00 - 120.00	70.00 - 80.00	70.00 - 80.00	70.00 - 80.00	90.00 - 100.00	70.00 - 80.00
Kegalle	340.00 - 360.00	1350.00 - 1400.00	480.00 - 520.00	260.00 - 280.00	180.00 - 200.00	70.00 - 80.00	70.00 - 80.00	40.00 - 50.00	110.00 - 120.00	95.00 - 100.00
Ampara	320.00 - 480.00	1400.00 - 1500.00	500.00 - 500.00	280.00 - 280.00	120.00 - 120.00	50.00 - 60.00	50.00 - 60.00	50.00 - 60.00	90.00 - 90.00	80.00 - 85.00
Dehiattakandiya	-	1300.00 - 1500.00	500.00 - 600.00	180.00 - 240.00	120.00 - 160.00	50.00 - 60.00	50.00 - 60.00	50.00 - 60.00	80.00 - 80.00	65.00 - 70.00
Nuwaraeliya	360.00 - 380.00	1350.00 - 1450.00	400.00 - 420.00	220.00 - 240.00	190.00 - 200.00	70.00 - 80.00	70.00 - 80.00	60.00 - 70.00	105.00 - 115.00	95.00 - 98.00
Kandy	450.00 - 480.00	1000.00 - 1100.00	320.00 - 360.00	240.00 - 280.00	160.00 - 200.00	60.00 - 70.00	60.00 - 70.00	45.00 - 50.00	100.00 - 110.00	75.00 - 85.00
Puttalam	300.00 - 360.00	1400.00 - 1500.00	200.00 - 300.00	240.00 - 300.00	180.00 - 220.00	60.00 - 70.00	60.00 - 70.00	40.00 - 40.00	95.00 - 105.00	80.00 - 90.00
Rathnapura	-	-	-	-	-	-	-	-	-	-
Hambanthota	260.00 - 320.00	1000.00 - 1300.00	320.00 - 400.00	180.00 - 250.00	170.00 - 200.00	60.00 - 70.00	60.00 - 70.00	70.00 - 80.00	110.00 - 120.00	70.00 - 90.00
Matara	280.00 - 320.00	1200.00 - 1500.00	350.00 - 500.00	180.00 - 220.00	180.00 - 200.00	60.00 - 70.00	60.00 - 70.00	80.00 - 90.00	100.00 - 120.00	75.00 - 85.00
Galle	340.00 - 400.00	1200.00 - 1400.00	580.00 - 600.00	240.00 - 280.00	180.00 - 220.00	60.00 - 70.00	60.00 - 70.00	80.00 - 80.00	120.00 - 130.00	95.00 - 100.00
Tissamaharama	280.00 - 320.00	1000.00 - 1200.00	260.00 - 300.00	260.00 - 320.00	150.00 - 190.00	50.00 - 60.00	50.00 - 60.00	70.00 - 80.00	100.00 - 120.00	80.00 - 95.00
Meegoda (DEC)	350.00 - 400.00	1200.00 - 1600.00	300.00 - 400.00	240.00 - 320.00	160.00 - 200.00	100.00 - 100.00	100.00 - 100.00	100.00 - 100.00	110.00 - 120.00	90.00 - 100.00
Embilipitiya	300.00 - 320.00	1200.00 - 1300.00	300.00 - 400.00	300.00 - 360.00	150.00 - 240.00	70.00 - 80.00	50.00 - 70.00	100.00 - 120.00	100.00 - 120.00	70.00 - 90.00
Jaffna	-	-	400.00 - 450.00	250.00 - 270.00	110.00 - 130.00	110.00 - 120.00	45.00 - 55.00	70.00 - 80.00	90.00 - 110.00	60.00 - 70.00
Vavuniya	350.00 - 400.00	1600.00 - 1700.00	300.00 - 340.00	240.00 - 260.00	200.00 - 240.00	60.00 - 70.00	60.00 - 65.00	75.00 - 80.00	75.00 - 80.00	55.00 - 70.00
Mannar	280.00 - 320.00	1500.00 - 1600.00	400.00 - 500.00	180.00 - 200.00	160.00 - 200.00	50.00 - 60.00	50.00 - 60.00	50.00 - 60.00	90.00 - 100.00	70.00 - 80.00
Killinochchi	-	-	400.00 - 440.00	240.00 - 260.00	200.00 - 220.00	50.00 - 60.00	50.00 - 55.00	45.00 - 50.00	90.00 - 100.00	50.00 - 60.00
Mullaittivu	-	-	-	-	-	-	-	-	-	-
Batticaloa	350.00 - 400.00	1200.00 - 1400.00	400.00 - 450.00	240.00 - 250.00	150.00 - 180.00	90.00 - 100.00	50.00 - 50.00	50.00 - 50.00	90.00 - 100.00	50.00 - 60.00
Trincomalee	320.00 - 380.00	-	400.00 - 450.00	230.00 - 250.00	170.00 - 190.00	75.00 - 80.00	65.00 - 70.00	50.00 - 55.00	105.00 - 120.00	65.00 - 72.00
Hanguranketha	350.00 - 380.00	1200.00 - 1400.00	350.00 - 450.00	185.00 - 200.00	160.00 - 200.00	50.00 - 50.00	50.00 - 50.00	40.00 - 50.00	95.00 - 110.00	75.00 - 88.00
Veyangoda	320.00 - 400.00	1200.00 - 1600.00	400.00 - 500.00	240.00 - 260.00	200.00 - 200.00	60.00 - 70.00	60.00 - 70.00	30.00 - 30.00	110.00 - 120.00	90.00 - 100.00
Galenbindunuwewa	-	1200.00 - 1400.00	400.00 - 600.00	200.00 - 240.00	120.00 - 140.00	50.00 - 60.00	50.00 - 60.00	50.00 - 60.00	80.00 - 100.00	70.00 - 75.00
Bandarawela	340.00 - 360.00	1300.00 - 1400.00	500.00 - 600.00	220.00 - 240.00	200.00 - 220.00	50.00 - 60.00	60.00 - 70.00	60.00 - 70.00	100.00 - 110.00	80.00 - 85.00
Matale	320.00 - 360.00	1400.00 - 1500.00	400.00 - 480.00	220.00 - 240.00	160.00 - 200.00	50.00 - 60.00	50.00 - 70.00	50.00 - 60.00	100.00 - 110.00	80.00 - 90.00

Table 08: Selected Markets: Retail Price of Fruits (Rs/each & Rs/kg)

Week 02: 05 - 11 January 2024

19

LOCATIONS	Banana					Pineapple			Mango	
	Ambul (Rs/kg)	Kolikuttu (Rs/kg)	Seeni (Rs/kg)	Anamalu	Ambun	Large	Medium	Small	Betti	Karthakolomban
Colombo	200.00 - 300.00	450.00 - 550.00	150.00 - 280.00	30.00 - 42.00	35.00 - 56.00	480.00 - 650.00	380.00 - 550.00	280.00 - 450.00	-	66.00 - 200.00
Gampaha	200.00 - 220.00	360.00 - 400.00	180.00 - 200.00	30.00 - 32.00	38.00 - 40.00	550.00 - 600.00	400.00 - 450.00	300.00 - 350.00	-	200.00 - 200.00
Kurunegala	160.00 - 220.00	450.00 - 500.00	150.00 - 200.00	20.00 - 25.00	45.00 - 50.00	700.00 - 800.00	350.00 - 400.00	200.00 - 250.00	60.00 - 70.00	140.00 - 150.00
Nikaweratiya	250.00 - 260.00	500.00 - 550.00	200.00 - 230.00	-	45.00 - 50.00	800.00 - 850.00	650.00 - 750.00	550.00 - 600.00	-	100.00 - 120.00
Dambulla	160.00 - 200.00	480.00 - 540.00	180.00 - 200.00	-	53.00 - 53.00	650.00 - 680.00	500.00 - 550.00	280.00 - 320.00	40.00 - 50.00	80.00 - 100.00
Anuradhapura	220.00 - 260.00	500.00 - 550.00	180.00 - 200.00	28.00 - 35.00	43.00 - 50.00	750.00 - 860.00	670.00 - 720.00	480.00 - 600.00	-	70.00 - 100.00
Thambuththegama	220.00 - 260.00	430.00 - 500.00	180.00 - 240.00	38.00 - 40.00	48.00 - 50.00	810.00 - 900.00	660.00 - 750.00	540.00 - 600.00	-	110.00 - 130.00
Polonnaruwa	250.00 - 280.00	400.00 - 550.00	150.00 - 180.00	-	35.00 - 45.00	750.00 - 800.00	600.00 - 650.00	500.00 - 550.00	-	100.00 - 140.00
Kaluthara	220.00 - 250.00	400.00 - 440.00	200.00 - 220.00	33.00 - 35.00	43.00 - 45.00	660.00 - 720.00	540.00 - 600.00	-	-	80.00 - 100.00
Badulla	-	-	-	-	-	-	-	-	-	-
Keppetipola	220.00 - 240.00	500.00 - 530.00	160.00 - 180.00	26.00 - 30.00	42.00 - 45.00	-	580.00 - 600.00	420.00 - 450.00	-	80.00 - 90.00
Moneragala	150.00 - 160.00	350.00 - 400.00	100.00 - 120.00	20.00 - 25.00	25.00 - 30.00	810.00 - 820.00	670.00 - 670.00	-	-	50.00 - 60.00
Kegalle	180.00 - 200.00	450.00 - 500.00	180.00 - 200.00	20.00 - 25.00	25.00 - 30.00	550.00 - 650.00	350.00 - 450.00	200.00 - 250.00	-	-
Ampara	200.00 - 200.00	440.00 - 480.00	120.00 - 140.00	21.00 - 22.00	24.00 - 25.00	-	-	500.00 - 550.00	-	-
Dehiattakandiya	200.00 - 230.00	520.00 - 550.00	150.00 - 200.00	-	40.00 - 50.00	650.00 - 700.00	450.00 - 500.00	360.00 - 400.00	-	-
Nuwaraeliya	240.00 - 250.00	530.00 - 550.00	200.00 - 220.00	32.00 - 35.00	48.00 - 52.00	-	600.00 - 650.00	460.00 - 480.00	-	70.00 - 100.00
Kandy	200.00 - 230.00	500.00 - 550.00	170.00 - 200.00	28.00 - 30.00	40.00 - 45.00	700.00 - 750.00	450.00 - 480.00	250.00 - 300.00	-	80.00 - 100.00
Puttalam	180.00 - 220.00	450.00 - 550.00	180.00 - 220.00	24.00 - 25.00	-	700.00 - 850.00	-	250.00 - 320.00	-	60.00 - 70.00
Rathnapura	-	-	-	-	-	-	-	-	-	-
Hambantota	200.00 - 230.00	380.00 - 430.00	170.00 - 200.00	25.00 - 28.00	30.00 - 33.00	900.00 - 950.00	720.00 - 750.00	380.00 - 440.00	-	120.00 - 150.00
Matara	200.00 - 230.00	400.00 - 430.00	180.00 - 200.00	23.00 - 24.00	33.00 - 36.00	850.00 - 900.00	700.00 - 760.00	400.00 - 450.00	-	120.00 - 150.00
Galle	200.00 - 240.00	480.00 - 500.00	200.00 - 220.00	36.00 - 38.00	38.00 - 40.00	680.00 - 750.00	580.00 - 600.00	-	-	120.00 - 150.00
Tissamaharama	150.00 - 170.00	350.00 - 370.00	140.00 - 160.00	22.00 - 26.00	25.00 - 30.00	-	530.00 - 550.00	450.00 - 480.00	-	100.00 - 120.00
Meegoda (DEC)	200.00 - 220.00	380.00 - 420.00	200.00 - 220.00	40.00 - 43.00	40.00 - 43.00	765.00 - 765.00	585.00 - 690.00	480.00 - 530.00	-	90.00 - 100.00
Embilipitiya	130.00 - 150.00	350.00 - 400.00	150.00 - 170.00	30.00 - 35.00	40.00 - 50.00	-	500.00 - 600.00	320.00 - 420.00	40.00 - 50.00	70.00 - 80.00
Jaffna	140.00 - 170.00	300.00 - 350.00	130.00 - 140.00	-	-	800.00 - 900.00	650.00 - 750.00	500.00 - 600.00	-	150.00 - 170.00
Vavuniya	140.00 - 160.00	300.00 - 350.00	100.00 - 140.00	-	-	620.00 - 650.00	500.00 - 550.00	340.00 - 400.00	-	90.00 - 100.00
Mannar	180.00 - 200.00	400.00 - 450.00	180.00 - 200.00	20.00 - 24.00	-	600.00 - 650.00	500.00 - 550.00	400.00 - 450.00	60.00 - 80.00	100.00 - 140.00
Killinochchi	180.00 - 220.00	400.00 - 440.00	180.00 - 200.00	36.00 - 38.00	36.00 - 38.00	740.00 - 780.00	580.00 - 620.00	480.00 - 520.00	70.00 - 80.00	140.00 - 150.00
Mullaittivu	-	-	-	-	-	-	-	-	-	-
Batticaloa	240.00 - 250.00	560.00 - 600.00	150.00 - 160.00	20.00 - 24.00	-	600.00 - 650.00	500.00 - 540.00	400.00 - 420.00	-	70.00 - 70.00
Trincomalee	230.00 - 260.00	520.00 - 550.00	160.00 - 180.00	-	-	720.00 - 750.00	520.00 - 550.00	360.00 - 400.00	-	86.00 - 90.00
Veyangoda	250.00 - 280.00	400.00 - 450.00	220.00 - 230.00	25.00 - 28.00	32.00 - 44.00	750.00 - 760.00	500.00 - 550.00	350.00 - 380.00	-	80.00 - 100.00
Galenbindunuwewa	200.00 - 220.00	400.00 - 550.00	150.00 - 180.00	30.00 - 35.00	40.00 - 45.00	780.00 - 800.00	650.00 - 750.00	550.00 - 620.00	-	80.00 - 100.00
Bandarawela	200.00 - 220.00	400.00 - 450.00	160.00 - 180.00	24.00 - 26.00	32.00 - 34.00	-	580.00 - 600.00	380.00 - 400.00	-	70.00 - 80.00
Matale	180.00 - 220.00	460.00 - 560.00	180.00 - 200.00	-	42.00 - 48.00	640.00 - 700.00	500.00 - 550.00	400.00 - 450.00	-	80.00 - 100.00

Table 08 (Contd.)

LOCATIONS	Mango		Other Fruits							
	Vilad	Kohu	Papaw (Rs/kg)	Passion	Wood Apple	Orange	Avocado	Slime Apple	Grapes (Rs/kg)	King Coconut
Colombo	-	-	180.00 - 350.00	65.00 - 100.00	40.00 - 120.00	180.00 - 250.00	260.00 - 300.00	50.00 - 120.00	1500.00 - 2500.00	100.00 - 150.00
Gampaha	-	-	260.00 - 280.00	100.00 - 150.00	-	130.00 - 200.00	150.00 - 160.00	100.00 - 200.00	2300.00 - 2300.00	100.00 - 100.00
Kurunegala	80.00 - 80.00	-	180.00 - 200.00	60.00 - 60.00	60.00 - 80.00	100.00 - 140.00	120.00 - 140.00	60.00 - 100.00	2000.00 - 2000.00	100.00 - 120.00
Nikaweratiya	-	-	150.00 - 180.00	-	-	-	180.00 - 200.00	-	2300.00 - 2500.00	100.00 - 100.00
Dambulla	50.00 - 60.00	20.00 - 25.00	180.00 - 200.00	40.00 - 45.00	70.00 - 80.00	80.00 - 100.00	200.00 - 250.00	80.00 - 100.00	2400.00 - 2500.00	100.00 - 110.00
Anuradhapura	-	-	160.00 - 240.00	-	40.00 - 70.00	150.00 - 200.00	130.00 - 150.00	70.00 - 100.00	2000.00 - 2800.00	130.00 - 140.00
Thambuththegama	-	-	160.00 - 220.00	-	-	-	-	90.00 - 110.00	2000.00 - 2300.00	80.00 - 100.00
Polonnaruwa	50.00 - 80.00	-	150.00 - 180.00	-	40.00 - 60.00	-	-	50.00 - 60.00	2000.00 - 2500.00	120.00 - 130.00
Kaluthara	-	-	220.00 - 240.00	-	60.00 - 70.00	180.00 - 200.00	-	90.00 - 100.00	2000.00 - 2300.00	120.00 - 130.00
Badulla	-	-	-	-	-	-	-	-	-	-
Keppetipola	-	-	200.00 - 220.00	38.00 - 44.00	55.00 - 65.00	150.00 - 160.00	160.00 - 170.00	100.00 - 110.00	2300.00 - 2400.00	100.00 - 110.00
Moneragala	-	-	150.00 - 200.00	30.00 - 35.00	40.00 - 50.00	120.00 - 140.00	-	50.00 - 60.00	2400.00 - 2600.00	80.00 - 100.00
Kegalle	-	20.00 - 30.00	210.00 - 240.00	-	40.00 - 70.00	80.00 - 100.00	-	60.00 - 80.00	2000.00 - 2100.00	120.00 - 130.00
Ampara	-	-	200.00 - 230.00	50.00 - 50.00	-	-	-	-	2000.00 - 2000.00	120.00 - 140.00
Dehiattakandiya	-	-	160.00 - 200.00	-	40.00 - 50.00	-	-	-	2500.00 - 2800.00	100.00 - 130.00
Nuwaraeliya	-	-	220.00 - 240.00	40.00 - 50.00	70.00 - 80.00	160.00 - 180.00	180.00 - 200.00	90.00 - 100.00	2300.00 - 2500.00	100.00 - 120.00
Kandy	40.00 - 50.00	-	200.00 - 250.00	35.00 - 40.00	60.00 - 70.00	120.00 - 130.00	140.00 - 150.00	70.00 - 80.00	1500.00 - 2000.00	120.00 - 130.00
Puttalam	-	-	150.00 - 180.00	-	-	55.00 - 60.00	-	-	2400.00 - 2800.00	100.00 - 120.00
Hambantota	-	-	180.00 - 200.00	-	25.00 - 40.00	150.00 - 170.00	-	40.00 - 50.00	2000.00 - 2100.00	100.00 - 110.00
Rathnapura	-	-	-	-	-	-	-	-	-	-
Matara	-	-	180.00 - 200.00	100.00 - 110.00	60.00 - 70.00	180.00 - 200.00	170.00 - 200.00	54.00 - 62.00	2000.00 - 2100.00	120.00 - 130.00
Galle	-	-	220.00 - 260.00	80.00 - 85.00	58.00 - 68.00	180.00 - 200.00	180.00 - 200.00	70.00 - 95.00	2000.00 - 2500.00	120.00 - 130.00
Tissamaharama	-	-	160.00 - 180.00	59.00 - 59.00	23.00 - 25.00	130.00 - 150.00	-	40.00 - 50.00	2900.00 - 2900.00	100.00 - 120.00
Meegoda (DEC)	-	-	210.00 - 230.00	-	40.00 - 50.00	-	-	-	2000.00 - 2000.00	100.00 - 120.00
Embilipitiya	50.00 - 60.00	25.00 - 40.00	200.00 - 220.00	30.00 - 40.00	40.00 - 60.00	110.00 - 130.00	120.00 - 130.00	30.00 - 40.00	1500.00 - 2200.00	120.00 - 130.00
Jaffna	40.00 - 50.00	-	90.00 - 100.00	100.00 - 120.00	45.00 - 55.00	-	140.00 - 160.00	-	2800.00 - 3000.00	150.00 - 160.00
Vavuniya	-	-	100.00 - 140.00	50.00 - 60.00	45.00 - 55.00	-	-	-	2350.00 - 2450.00	130.00 - 150.00
Mannar	-	-	160.00 - 200.00	35.00 - 45.00	-	80.00 - 80.00	120.00 - 150.00	100.00 - 150.00	2400.00 - 2600.00	140.00 - 150.00
Killinochchi	-	-	120.00 - 140.00	40.00 - 50.00	45.00 - 50.00	-	-	-	2400.00 - 2500.00	145.00 - 150.00
Mullaittivu	-	-	-	-	-	-	-	-	-	-
Batticaloa	45.00 - 50.00	-	200.00 - 220.00	50.00 - 50.00	60.00 - 70.00	-	250.00 - 260.00	-	2000.00 - 2200.00	130.00 - 140.00
Trincomalee	-	38.00 - 40.00	150.00 - 180.00	45.00 - 54.00	-	-	-	-	2400.00 - 2450.00	130.00 - 140.00
Veyangoda	-	-	250.00 - 280.00	-	60.00 - 70.00	-	150.00 - 150.00	80.00 - 100.00	2000.00 - 2800.00	100.00 - 120.00
Galenbindunuwewa	-	-	140.00 - 150.00	-	-	-	-	-	2500.00 - 2800.00	120.00 - 130.00
Bandarawela	-	-	220.00 - 240.00	45.00 - 50.00	60.00 - 70.00	120.00 - 140.00	-	70.00 - 80.00	2200.00 - 2400.00	120.00 - 140.00
Matale	-	25.00 - 35.00	160.00 - 180.00	-	60.00 - 70.00	-	-	60.00 - 80.00	2200.00 - 2500.00	110.00 - 120.00

Table 09: Selected Markets: Wholesale Price of Fresh Fish & Eggs (Rs/kg & Rs/egg)

Week 02: 05 - 11 January 2024

Locations	Sea Fish					
	Salaya	Hurulla	Balaya	Kelawalla	Thora	Paraw
Colombo	250.00 – 450.00	500.00 – 800.00	680.00 – 1100.00	1250.00 – 1500.00	1800.00 – 3000.00	1350.00 – 1550.00
Kandy	380.00 – 400.00	750.00 – 780.00	1000.00 – 1100.00	1300.00 – 1400.00	2200.00 – 2300.00	1250.00 – 1400.00
Kaluthara	350.00 – 450.00	700.00 – 760.00	600.00 – 700.00	-	-	1200.00 – 1300.00
Puttalam	350.00 – 420.00	450.00 – 550.00	600.00 – 750.00	1000.00 – 1080.00	-	1200.00 – 1300.00
Matara	280.00 – 300.00	530.00 – 600.00	900.00 – 960.00	1350.00 – 1500.00	1900.00 – 2000.00	1300.00 – 1400.00
Hambantota	350.00 – 400.00	700.00 – 800.00	900.00 – 950.00	1100.00 – 1300.00	-	1000.00 – 1100.00
Galle	-	-	800.00 – 850.00	1100.00 – 1200.00	1000.00 – 1200.00	-
Batticaloa	300.00 – 400.00	700.00 – 800.00	800.00 – 900.00	1200.00 – 1300.00	1500.00 – 1600.00	1200.00 – 1300.00
Trincomalee	360.00 – 420.00	780.00 – 820.00	1350.00 – 1400.00	1800.00 – 1850.00	1920.00 – 1960.00	1550.00 – 1650.00
Mannar	250.00 – 300.00	500.00 – 550.00	-	-	-	1100.00 – 1200.00

Locations	Sea Fish				Eggs	
	Mora	Shrimps	Thalapath	Teppeli	Brown	White
Colombo	850.00 – 1200.00	1500.00 – 1750.00	1750.00 – 2600.00	-	51.00 – 53.00	48.00 – 50.00
Kandy	1150.00 – 1200.00	1550.00 – 1700.00	1800.00 – 1900.00	-	51.00 – 52.00	49.00 – 50.00
Kaluthara	-	-	1500.00 – 1600.00	-	-	-
Puttalam	1750.00 – 2000.00	1000.00 – 1300.00	2150.00 – 2300.00	-	53.00 – 55.00	50.00 – 51.00
Matara	-	1600.00 – 1800.00	-	-	50.00 – 52.00	46.00 – 48.00
Hambantota	-	1500.00 – 1700.00	-	-	-	49.00 – 50.00
Galle	800.00 – 900.00	-	-	-	49.00 – 50.00	48.00 – 50.00
Batticaloa	1000.00 – 1150.00	1400.00 – 1500.00	1400.00 – 1600.00	-	46.00 – 47.00	45.00 – 46.00
Trincomalee	1540.00 – 1600.00	1000.00 – 1060.00	-	-	54.00 – 56.00	55.00 – 57.00
Mannar	-	1000.00 – 1100.00	-	-	51.00 – 52.00	49.00 – 50.00

Table 10: Selected Markets: Wholesale Price of Dried Fish (Rs/50kg)

Week 02: 05 - 11 January 2024

Locations	Local Dried Fish					
	Sprats	Kattawa	Thora	Mora	Balaya	Anguluwa
Colombo	67500 – 72000	-	-	87500 – 95000	45000 – 49000	-
Kandy	67500 – 70000	-	-	90000 – 92500	45000 – 50000	55000 – 60000
Batticaloa	62500 – 65000	-	-	97500 – 100000	60000 – 62500	47500 – 50000
Trincomalee	45500 – 46500	-	-	-	46200 – 46800	38000 – 39000
Mannar	52500 – 55000	80000 – 82500	-	80000 – 85000	45000 – 50000	35000 – 40000

Locations	Local Dried Fish			Imported Dried Fish		
	Maduwa	Koduwa	Salaya	Sprats	Kattawa	Thora
Colombo	67500 – 75000	-	17500 – 25000	47500 – 55000	62500 – 70000	-
Kandy	65000 – 70000	-	25000 – 27500	50000 – 52500	68000 – 72500	-
Batticaloa	62500 – 66500	-	42500 – 45000	50000 – 55000	-	-
Trincomalee	39500 – 40000	-	24500 – 25000	39500 – 40000	93900 – 94500	-
Mannar	47500 – 50000	45000 – 47500	35000 – 37500	52500 – 55000	-	-

Locations	Imported Dried Fish					
	Mora	Balaya	Anguluwa	Maduwa	Koduwa	Salaya
Colombo	-	-	72500 – 80000	-	-	-
Kandy	-	-	-	-	-	-
Batticaloa	-	-	-	-	-	-
Trincomalee	-	-	-	-	-	-
Mannar	-	-	-	-	-	-

Table 12: Selected Markets: Retail Price of Dried Fish (Rs/kg)

Week 02: 05 - 11 January 2024

LOCATIONS	Dried Fish													
	Sprats-Imported		Kattawa		Thora		Mora		Balaya		Anguluwa		Salaya	
Colombo	1200.00	1500.00	2000.00	2500.00	-	-	2000.00	2600.00	1600.00	1800.00	2200.00	2400.00	1000.00	1100.00
Gampaha	1200.00	1400.00	2000.00	2000.00	3200.00	3200.00	2400.00	2400.00	1400.00	1400.00	2000.00	2000.00	1000.00	1000.00
Kurunegala	1200.00	1300.00	1900.00	2100.00	3000.00	3100.00	2000.00	2100.00	1200.00	1400.00	-	-	800.00	800.00
Nikaweratiya	1200.00	1400.00	2000.00	2000.00	-	-	2000.00	2200.00	1200.00	1400.00	2000.00	2200.00	1200.00	1200.00
Dambulla	1100.00	1300.00	2300.00	2500.00	-	-	2300.00	2500.00	1300.00	1500.00	1700.00	1800.00	-	-
Anuradhapura	1200.00	1400.00	2000.00	2400.00	-	-	2000.00	2400.00	1400.00	1600.00	2400.00	2600.00	800.00	1000.00
Thambuththegama	1200.00	1300.00	2200.00	2400.00	-	-	2200.00	2400.00	1100.00	1200.00	-	-	1100.00	1200.00
Polonnaruwa	1200.00	1300.00	1900.00	2000.00	2800.00	2800.00	2200.00	2300.00	1100.00	1200.00	-	-	-	-
Kaluthara	1300.00	1400.00	2200.00	2380.00	-	-	2280.00	2400.00	1400.00	1500.00	2000.00	2200.00	1000.00	1100.00
Badulla	-	-	-	-	-	-	-	-	-	-	-	-	-	-
Keppetipola	1150.00	1280.00	2300.00	2350.00	-	-	2300.00	2400.00	1350.00	1400.00	2150.00	2200.00	1000.00	1150.00
Moneragala	1200.00	1400.00	2000.00	2200.00	-	-	2200.00	2400.00	1500.00	1600.00	2000.00	2400.00	800.00	900.00
Kegalle	1100.00	1200.00	2000.00	2150.00	-	-	2000.00	2100.00	1100.00	1300.00	-	-	-	-
Ampara	1100.00	1300.00	1800.00	1800.00	-	-	2250.00	2300.00	1150.00	1600.00	-	-	-	-
Dehiattakandiya	1200.00	1400.00	2400.00	2600.00	-	-	2200.00	2400.00	1200.00	1600.00	-	-	-	-
Nuwaraeliya	1200.00	1320.00	2200.00	2300.00	-	-	2200.00	2300.00	1400.00	1600.00	2000.00	2100.00	900.00	1000.00
Kandy	1200.00	1400.00	2200.00	2300.00	-	-	2200.00	2400.00	1400.00	1600.00	2000.00	2200.00	1000.00	1100.00
Puttalam	1200.00	1300.00	2150.00	2300.00	2800.00	3000.00	2250.00	2400.00	1200.00	1400.00	1800.00	2400.00	900.00	1000.00
Hambantota	1250.00	1300.00	1900.00	2100.00	-	-	-	-	1100.00	1300.00	2000.00	2100.00	-	-
Rathnapura	-	-	-	-	-	-	-	-	-	-	-	-	-	-
Matara	1200.00	1300.00	2000.00	2200.00	-	-	2000.00	2200.00	1300.00	1500.00	1900.00	2000.00	-	-
Galle	1300.00	1400.00	1800.00	2200.00	-	-	2200.00	2400.00	1200.00	1600.00	1800.00	2000.00	900.00	1000.00
Tissamaharama	1100.00	1500.00	2000.00	2000.00	-	-	2000.00	2000.00	1100.00	1500.00	2150.00	2150.00	1000.00	1200.00
Meegoda	1200.00	1250.00	1800.00	2200.00	2800.00	2800.00	2000.00	2280.00	1200.00	1400.00	1900.00	2000.00	-	-
Embilipitiya	1100.00	1400.00	1950.00	2200.00	-	-	2000.00	2200.00	1250.00	1400.00	2100.00	2250.00	800.00	800.00
Jaffna	1200.00	1400.00	2100.00	2300.00	2900.00	3500.00	2300.00	2500.00	1300.00	1600.00	-	-	-	-
Vavuniya	-	-	1800.00	1900.00	-	-	2000.00	2150.00	1000.00	1100.00	-	-	-	-
Mannar	1150.00	1300.00	1700.00	2000.00	-	-	1800.00	2000.00	1100.00	1200.00	-	-	800.00	900.00
Killinochchi	1100.00	1200.00	2400.00	2500.00	-	-	-	-	1500.00	1600.00	-	-	900.00	1000.00
Mullaittivu	-	-	-	-	-	-	-	-	-	-	-	-	-	-
Batticaloa	1300.00	1400.00	2300.00	2400.00	-	-	2100.00	2200.00	1400.00	1500.00	-	-	1000.00	1100.00
Trincomalee	1280.00	1350.00	2240.00	2300.00	-	-	-	-	1320.00	1360.00	-	-	680.00	720.00
Veyangoda	1100.00	1400.00	1800.00	2000.00	-	-	2000.00	2200.00	1200.00	1520.00	2000.00	2200.00	800.00	1200.00
Galenbindunuwewa	1200.00	1300.00	2000.00	2200.00	-	-	2000.00	2200.00	1400.00	1600.00	2000.00	2200.00	800.00	1000.00
Bandarawela	1300.00	1400.00	2200.00	2300.00	-	-	2000.00	2100.00	1400.00	1500.00	-	-	800.00	900.00
Matale	1300.00	1400.00	2300.00	2400.00	-	-	2200.00	2300.00	1400.00	1500.00	1700.00	1800.00	800.00	800.00

Table 13: Selected Markets: Retail Price of Meat (Rs/kg)

Week 02: 05 - 11 January 2024

LOCATIONS	Meat	Meat (Chicken)		Meat	
	Beef	Broiler	Curry	Mutton	Pork
Colombo	2200.00 - 2500.00	1250.00 - 1410.00	1000.00 - 1400.00	3200.00 - 3400.00	1250.00 - 1300.00
Gampaha	2200.00 - 2200.00	1250.00 - 1250.00	1300.00 - 1300.00	3300.00 - 3300.00	1300.00 - 1300.00
Kurunegala	2000.00 - 2200.00	1150.00 - 1280.00	-	3000.00 - 3000.00	1350.00 - 1400.00
Nikaweratiya	2000.00 - 2200.00	1150.00 - 1250.00	-	-	-
Dambulla	-	1250.00 - 1300.00	-	-	1600.00 - 1600.00
Anuradhapura	1900.00 - 2000.00	1150.00 - 1250.00	-	3200.00 - 3400.00	1300.00 - 1450.00
Thambuththegama	2000.00 - 2200.00	1000.00 - 1220.00	1100.00 - 1300.00	-	1450.00 - 1500.00
Polonnaruwa	1800.00 - 1800.00	1200.00 - 1300.00	-	-	1800.00 - 1800.00
Kaluthara	2000.00 - 2200.00	1160.00 - 1200.00	1320.00 - 1360.00	-	-
Badulla	-	-	-	-	-
Keppetipola	2100.00 - 2200.00	1180.00 - 1260.00	1300.00 - 1380.00	3000.00 - 3100.00	-
Moneragala	2100.00 - 2100.00	1250.00 - 1350.00	-	3000.00 - 3000.00	1500.00 - 1600.00
Kegalle	2200.00 - 2200.00	1100.00 - 1350.00	-	2900.00 - 3000.00	1750.00 - 1800.00
Ampara	2100.00 - 2150.00	1000.00 - 1000.00	1250.00 - 1250.00	-	1400.00 - 1700.00
Dehiattakandiya	-	1230.00 - 1300.00	-	-	1230.00 - 1600.00
Nuwaraeliya	2200.00 - 2300.00	1250.00 - 1300.00	1360.00 - 1400.00	3200.00 - 3300.00	1600.00 - 1700.00
Kandy	2200.00 - 2200.00	1190.00 - 1200.00	1400.00 - 1420.00	3000.00 - 3000.00	1450.00 - 1500.00
Puttalam	2000.00 - 2200.00	1250.00 - 1350.00	-	3200.00 - 3200.00	-
Hambantota	-	1280.00 - 1300.00	-	-	-
Rathnapura	-	-	-	-	-
Matara	-	1240.00 - 1300.00	-	-	-
Galle	2200.00 - 2200.00	1180.00 - 1250.00	-	3200.00 - 3400.00	-
Tissamaharama	-	1250.00 - 1350.00	-	2800.00 - 2800.00	1600.00 - 1750.00
Meegoda	-	1200.00 - 1270.00	1250.00 - 1450.00	3300.00 - 3300.00	1500.00 - 1500.00
Embilipitiya	2150.00 - 2200.00	1000.00 - 1150.00	1250.00 - 1300.00	2900.00 - 3000.00	1450.00 - 1600.00
Jaffna	2000.00 - 2100.00	1150.00 - 1200.00	1450.00 - 1550.00	3450.00 - 3500.00	-
Vavuniya	2000.00 - 2150.00	1350.00 - 1450.00	-	2900.00 - 3000.00	-
Mannar	1800.00 - 2000.00	1380.00 - 1400.00	-	-	-
Killinochchi	1900.00 - 1960.00	1400.00 - 1450.00	1600.00 - 1650.00	3000.00 - 3200.00	-
Mullaittivu	-	-	-	-	-
Batticaloa	1700.00 - 1800.00	1200.00 - 1250.00	1500.00 - 1600.00	3000.00 - 3000.00	-
Trincomalee	1900.00 - 2000.00	1250.00 - 1300.00	-	-	-
Veyangoda	2200.00 - 2200.00	1200.00 - 1200.00	1250.00 - 1250.00	3000.00 - 3000.00	1500.00 - 1500.00
Galenbindunuwewa	1900.00 - 1900.00	1190.00 - 1200.00	-	-	1400.00 - 1400.00
Bandarawela	2100.00 - 2200.00	1250.00 - 1300.00	-	3000.00 - 3200.00	-
Matale	2000.00 - 2200.00	1250.00 - 1300.00	1300.00 - 1400.00	2800.00 - 3000.00	1500.00 - 1600.00

Table 14: Colombo: Wholesale Prices (Rs/kg or Rs/piece)

Week 02: 05 - 11 January 2024

COMMODITY	Range	Average Price			Change Compared to		COMMODITY	Range	Average Price			Change Compared to		
		This Week	Last Week	Last Year	Last Week (%)	Last Year (%)			This Week	Last Week	Last Year	Last Week (%)	Last Year (%)	
<u>Rice</u>							<u>Coconut</u>							
Local														
Samba 1	235.00 - 245.00	238.30	234.75	214.55	1.51	11.07	Large	95.00 - 105.00	100.00	102.50	94.10	-2.44	6.27	
Samba 2	230.00 - 232.00	230.57	227.25	206.80	1.46	11.49	Small	80.00 - 92.00	86.75	89.25	85.55	-2.80	1.40	
Keeri Samba	330.00 - 340.00	335.00	316.43	223.50	5.87	49.89	<u>Fruits (Rs/fruit)</u>							
Nadu 1	210.00 - 215.00	212.56	211.25	204.73	0.62	3.82	Plantain							
Nadu 2	205.00 - 208.00	205.75	206.00	197.50	-0.12	4.18	Ambul (Rs/kg)	120.00 - 200.00	158.33	140.77	201.54	12.48	-21.44	
Raw (Red)	175.00 - 185.00	180.00	180.63	198.30	-0.35	-9.23	Kolikuttu (Rs/kg)	300.00 - 380.00	341.67	343.33	395.83	-0.48	-13.68	
Raw (White)	200.00 - 210.00	204.38	201.67	194.50	1.34	5.08	Seeni (Rs/kg)	100.00 - 160.00	130.00	136.67	130.00	-4.88	0.00	
Imported														
Samba	-	-	-	209.20	-	-	Anamalu	27.00 - 32.00	29.67	29.17	20.50	1.70	44.72	
Nadu	-	-	-	176.80	-	-	Ambun	34.00 - 40.00	36.67	35.00	25.67	4.76	42.84	
Raw (Red)	-	-	-	-	-	-	Papaw(Rs/kg)	120.00 - 220.00	161.67	143.33	154.29	12.79	4.78	
Raw (White)	-	-	-	169.30	-	-	Passion Fruit	90.00 - 100.00	93.33	50.09	28.40	86.33	228.64	
<u>Dried Chillies</u>														
Imported	1000.00 - 1050.00	1026.67	1047.14	1392.00	-1.96	-26.25	Pineapple Large	600.00 - 650.00	623.75	443.08	582.50	40.78	7.08	
<u>Onion</u>														
Sinnan	-	-	-	-	-	-	Pineapple Medium	450.00 - 500.00	471.25	353.33	490.00	33.37	-3.83	
Vedalan	-	-	-	-	-	-	Pineapple Small	360.00 - 400.00	375.00	276.67	390.00	35.54	-3.85	
Imported	270.00 - 330.00	300.00	450.00	591.50	-33.33	-49.28	Mango							
<u>Big Onion</u>														
Imported	330.00 - 450.00	395.00	430.00	162.50	-8.14	143.08	Betti	-	-	-	14.44	-	-	
Local														
Local	-	-	-	-	-	-	Karthakolomban	55.00 - 70.00	60.42	45.00	70.00	34.26	-13.69	
<u>Potato</u>														
Welimada	-	-	-	-	-	-	Vilad	-	-	30.50	56.25	-	-	
N'Eliya	310.00 - 340.00	325.00	340.00	420.00	-4.41	-22.62	Kohu	-	-	-	-	-	-	
Imported	120.00 - 190.00	155.63	168.13	165.30	-7.44	-5.85	Other							
<u>Pulses</u>														
Green Gram	1000.00 - 1050.00	1025.00	911.67	1165.00	12.43	-12.02	Wood Apple	26.00 - 42.00	34.00	30.50	38.90	11.48	-12.60	
Cowpea (White)	-	-	1100.00	1300.63	-	-	Orange	120.00 - 140.00	128.57	146.67	49.09	-12.34	161.91	
Cowpea (Red)	950.00 - 1000.00	975.00	1150.00	1330.00	-15.22	-26.69	Avocado	170.00 - 300.00	235.00	278.33	164.00	-15.57	43.29	
Red Dhal	290.00 - 300.00	295.83	299.00	357.80	-1.06	-17.32	Slime Apple	40.00 - 45.00	42.50	55.00	30.89	-22.73	37.58	
<u>Vegetable</u>														
Beans (Butter)	-	-	-	-	-	-	Grapes (Imp., Rs/kg)	1300.00 - 1400.00	1366.67	1375.00	1613.75	-0.61	-15.31	
Beans(Green)	350.00 - 450.00	412.00	475.00	600.00	-13.26	-31.33	King Coconut	90.00 - 110.00	96.67	93.75	106.25	3.11	-9.02	
Carrot	450.00 - 800.00	675.00	417.00	232.00	61.87	190.95	<u>Sea Fish</u>							
Leeks	150.00 - 300.00	227.00	220.00	274.00	3.18	-17.15	Salaya	250.00 - 450.00	342.00	325.00	398.00	5.23	-14.07	
Beetroot	400.00 - 500.00	454.00	398.33	377.50	13.98	20.26	Hurulla	500.00 - 800.00	671.11	746.00	726.00	-10.04	-7.56	
Knolkhol	200.00 - 300.00	255.00	222.00	232.00	14.86	9.91	Balaya	680.00 - 1100.00	881.00	928.00	818.00	-5.06	7.70	
Raddish	80.00 - 120.00	98.00	151.00	106.00	-35.10	-7.55	Kelawalla	1250.00 - 1500.00	1398.00	1388.00	1270.00	0.72	10.08	
Cabbage	350.00 - 480.00	417.00	370.00	123.00	12.70	239.02	Thora	1800.00 - 3000.00	2410.00	2580.00	2420.00	-6.59	-0.41	
Tomato	300.00 - 500.00	401.00	474.00	175.00	-15.40	129.14	Paraw	1350.00 - 1550.00	1438.00	1450.00	1163.00	-0.83	23.65	
Ladies Fingers	150.00 - 350.00	248.00	135.00	135.00	83.70	83.70	Mora	850.00 - 1200.00	1025.00	1180.00	-	-13.14	#VALUE!	
Brinjal	400.00 - 500.00	454.00	548.00	208.00	-17.15	118.27	Shrimps	1500.00 - 1750.00	1620.00	1720.00	1585.00	-5.81	2.21	
Capsicum	600.00 - 680.00	629.00	448.00	665.00	40.40	-5.41	Thalalpath	1750.00 - 2600.00	2145.00	1700.00	1730.00	26.18	23.99	
Pumpkin	80.00 - 130.00	107.00	154.00	130.00	-30.52	-17.69	<u>Eggs</u>							
Cucumber	50.00 - 100.00	75.00	112.00	72.00	-33.04	4.17	Brown	51.00 - 53.00	52.00	57.75	-	-9.96	#VALUE!	
Bitter Gourd	300.00 - 400.00	349.00	347.00	304.00	0.58	14.80	White	48.00 - 50.00	49.25	54.50	60.50	-9.63	-18.60	
Snake Gourd	180.00 - 220.00	200.00	208.00	227.00	-3.85	-11.89	<u>Dried Fish</u>							
Drumstick	-	-	-	-	-	-	Sprats	1350.00 - 1440.00	1376.00	1331.00	1343.00	3.38	2.46	
Luffa	280.00 - 320.00	302.00	344.00	216.00	-12.21	39.81	Sprats (Imported)	950.00 - 1100.00	985.00	978.33	898.33	0.68	9.65	
Long Beans	100.00 - 200.00	151.00	147.00	280.00	2.72	-46.07	Kattawa	-	-	-	-	-	-	
Ash Plantain	220.00 - 300.00	254.00	282.00	217.00	-9.93	17.05	Kattawa (Imported)	1250.00 - 1400.00	1322.00	1268.00	1693.00	4.26	-21.91	
Green Chillies	750.00 - 1000.00	881.00	1075.00	305.00	-18.05	188.85	Thora	-	-	-	-	-	-	
Lime	150.00 - 300.00	216.00	295.00	116.00	-26.78	86.21	Thora (Imported)	-	-	-	-	-	-	
<u>Root Crops</u>														
Sweet Potato	100.00 - 120.00	112.00	88.00	136.00	27.27	-17.65	Mora	1750.00 - 1900.00	1817.00	1737.00	1765.00	4.61	2.95	
Manioc	80.00 - 120.00	104.00	90.00	146.00	15.56	-28.77	Mora (Imported)	-	-	-	-	-	-	
<u>Leafy Vegetable</u>														
Mukunuwenna	40.00 - 50.00	45.00	50.00	58.00	-10.00	-22.41	Balaya	900.00 - 980.00	925.00	917.00	873.00	0.87	5.96	
Kankun	40.00 - 50.00	45.00	50.00	58.00	-10.00	-22.41	Balaya (Imported)	-	-	-	-	-	-	
Gotukola (Rs/kg)	300.00 - 350.00	322.50	290.00	244.00	11.21	32.17	Anguluwa	-	-	-	-	-	-	
							Anguluwa (Imported)	1450.00 - 1600.00	1508.00	1502.00	1686.67	0.40	-10.59	
							Maduwa	1350.00 - 1500.00	1437.00	1396.00	1195.00	2.94	20.25	
							Maduwa (Imported)	-	-	-	-	-	-	
							Koduwa	-	-	-	-	-	-	
							Koduwa (Imported)	-	-	-	-	-	-	
							Salaya	350.00 - 500.00	427.50	423.33	768.00	0.99	-44.34	
							Salaya (Imported)	-	-	-	-	-	-	

This Week: Week 02: 05 - 11 January 2024
Last Week: Week 01: 29 December 2023-04 January 2024

Table 15: Colombo &Suburbs: Retail Prices (Rs/kg or Rs/piece)

Week 02: 05 - 11 January 2024

COMMODITY	Range	Average Price			Change Compared to		COMMODITY	Range	Average Price			Change Compared to		
		This Week	Last Week	Last Year	Last Week	Last Year (%)			This Week	Last Week	Last Year	Last Week	Last Year (%)	
Rice														
Local														
Samba 1	230.00 - 260.00	253.60	252.14	228.33	1.46	11.07	Large	105.00 - 120.00	116.25	120.32	111.04	-4.07	4.69	
Samba 2	-	-	-	218.33	-	-	Small	85.00 - 100.00	92.50	96.33	89.95	-3.83	2.83	
Keeri Samba	-	#DIV/0!	-	256.00	#DIV/0!	#DIV/0!	Fruits (Rs/fruit)							
Nadu 1	220.00 - 230.00	224.55	224.25	221.21	0.30	1.51	Plantain							
Nadu 2	220.00 - 220.00	220.00	220.00	214.81	-	-	Ambul (Rs/kg)	200.00 - 300.00	246.96	226.25	267.78	20.71	-7.78	
Raw (Red)	190.00 - 220.00	205.79	206.19	215.88	-0.40	-4.67	Kolikuttu (Rs/kg)	450.00 - 550.00	501.76	489.17	520.27	12.59	-3.56	
Raw (White)	210.00 - 220.00	215.50	215.24	210.91	0.26	2.18	Seeni (Rs/kg)	150.00 - 280.00	225.45	221.30	222.16	4.15	1.48	
Imported														
Samba	-	-	-	220.31	-	-	Anamalu	30.00 - 42.00	34.88	38.13	28.15	-3.26	23.89	
Nadu	-	-	-	197.07	-	-	Ambun	35.00 - 56.00	47.19	49.96	34.60	-2.77	36.39	
Raw (Red)	-	-	-	-	-	-	Papaw(Rs/kg)	180.00 - 350.00	248.50	229.17	297.50	19.33	-16.47	
Raw (White)	-	-	-	189.09	-	-	Passion Fruit	65.00 - 100.00	80.00	64.71	45.77	15.29	74.79	
Dried Chillies														
Imported	1100.00 - 1300.00	1250.00	1313.64	1791.67	-63.64	-30.23	Pineapple Large	480.00 - 650.00	550.77	524.77	638.67	26.00	-13.76	
Onion														
Sinnan	-	-	-	-	-	-	Pineapple Medium	380.00 - 550.00	460.59	426.67	560.00	33.92	-17.75	
Vedalan	-	-	-	-	-	-	Pineapple Small	280.00 - 450.00	370.71	347.69	465.36	23.02	-20.34	
Imported	480.00 - 600.00	512.22	594.62	730.30	-82.40	-29.86	Mango							
Big Onion														
Imported	420.00 - 480.00	456.50	510.00	203.94	-53.50	123.84	Betti	-	-	-	-	-	-	
Local	-	-	-	-	-	-	Karthakolomban	66.00 - 200.00	108.20	99.90	144.19	8.30	-24.96	
Potato														
Welimada	-	-	-	-	-	-	Vilad	-	-	-	84.00	-	-	
N'Eliya	400.00 - 440.00	417.50	415.63	458.00	1.87	-8.84	Kohu	-	-	-	-	-	-	
Imported	180.00 - 220.00	197.65	212.50	198.75	-14.85	-0.55	Other							
Pulses														
Green Gram	1000.00 - 1400.00	1169.47	1163.04	1292.50	6.43	-9.52	Wood Apple	40.00 - 120.00	72.00	62.05	72.79	9.95	-1.09	
Cowpea (White)	1200.00 - 1400.00	1307.14	1255.00	1375.00	52.14	-4.94	Orange	180.00 - 250.00	206.00	206.36	110.45	-0.36	86.51	
Cowpea (Red)	1200.00 - 1400.00	1300.00	1263.64	1374.00	36.36	-5.39	Avocado	260.00 - 300.00	280.00	-	170.00	#####	64.71	
Red Dhal	320.00 - 360.00	339.50	340.80	381.71	-1.30	-11.06	Slime Apple	50.00 - 120.00	80.83	82.47	87.59	-1.64	-7.71	
Vegetable														
Beans (Butter)	-	-	-	-	-	-	Grapes (Imp., Rs/kg)	1500.00 - 2500.00	2053.85	2064.71	2123.81	-10.86	-3.29	
Beans(Green)	460.00 - 800.00	678.70	668.97	699.63	9.73	-2.99	King Coconut	100.00 - 150.00	131.11	143.18	140.48	-12.07	-6.67	
Carrot	700.00 - 1000.00	807.50	598.46	354.07	209.04	128.06	Sea Fish							
Leeks	380.00 - 700.00	531.82	388.85	438.85	142.97	21.18	Salaya	500.00 - 600.00	579.33	564.76	602.31	14.57	-3.81	
Beetroot	550.00 - 900.00	743.75	637.60	553.60	106.15	34.35	Hurulla	720.00 - 1000.00	868.33	928.46	883.20	-60.13	-1.68	
Knolkhol	350.00 - 600.00	492.31	435.79	351.50	56.52	40.06	Balaya	1100.00 - 1800.00	1337.50	1508.33	1488.33	-170.83	-10.13	
Raddish	220.00 - 400.00	317.92	312.86	204.81	5.06	55.23	Kelawalla	1500.00 - 2600.00	2134.62	2139.47	2350.00	-4.85	-9.17	
Cabbage	550.00 - 800.00	700.42	550.00	239.31	150.42	192.68	Thora	2700.00 - 4000.00	3258.33	3453.33	3272.22	-195.00	-0.42	
Tomato	480.00 - 1000.00	745.24	643.08	255.56	102.16	191.61	Paraw	1500.00 - 2600.00	2080.00	2282.50	2203.75	-202.50	-5.62	
Ladies Fingers	250.00 - 420.00	348.26	343.10	242.14	5.16	43.83	Mora	-	-	-	-	-	-	
Brinjal	500.00 - 900.00	689.52	765.17	444.81	-75.65	55.02	Shrimps	2000.00 - 2100.00	2007.14	2086.11	1811.20	-78.97	10.82	
Capsicum	650.00 - 1000.00	822.92	774.07	932.00	48.85	-11.70	Thalpath	2000.00 - 2800.00	2717.65	2770.45	2780.77	-52.80	-2.27	
Pumpkin	180.00 - 340.00	278.40	274.44	229.63	3.96	21.24	Eggs							
Cucumber	140.00 - 320.00	229.57	253.08	191.43	-23.51	19.92	Brown	54.00 - 56.00	55.29	57.88	63.00	-2.59	-12.23	
Bitter Gourd	350.00 - 700.00	543.48	567.14	471.15	-23.66	15.35	White	51.00 - 54.00	52.35	55.11	61.79	-2.76	-15.27	
Snake Gourd	250.00 - 480.00	394.78	399.20	400.00	-4.42	-1.30	Dried Fish							
Drumstick	-	-	-	-	-	-	Sprats	1800.00 - 2400.00	2035.29	1945.83	1739.29	89.46	17.02	
Luffa	300.00 - 600.00	506.67	515.00	368.00	-8.33	37.68	Sprats (Imported)	1200.00 - 1500.00	1433.33	1463.64	1328.00	-30.31	7.93	
Long Beans	240.00 - 520.00	349.52	361.43	406.40	-11.91	-14.00	Kattawa	2000.00 - 2500.00	2336.84	2325.00	2482.61	11.84	-5.87	
Ash Plantain	320.00 - 500.00	384.58	388.46	311.54	-3.88	23.45	Thora	-	-	-	-	-	-	
Green Chillies	1200.00 - 2400.00	1780.43	1600.00	530.36	180.43	235.70	Mora	2000.00 - 2600.00	2417.65	2405.00	2454.17	12.65	-1.49	
Lime	300.00 - 1000.00	671.30	661.85	304.62	9.45	120.37	Balaya	1600.00 - 1800.00	1705.26	1704.55	1469.23	0.71	16.07	
Root Crops														
Sweet Potato	150.00 - 320.00	253.91	240.74	238.46	13.17	6.48	Anguluwa	2200.00 - 2400.00	2342.86	2430.77	2500.00	-87.91	-6.29	
Manioc	150.00 - 240.00	203.50	211.72	215.36	-8.22	-5.51	Maduwa	-	-	-	-	-	-	
Leafy Vegetable														
Mukunuwenna	60.00 - 100.00	78.18	73.33	81.50	4.85	-4.07	Koduwa	-	-	-	-	-	-	
Kankun	60.00 - 100.00	77.73	73.33	81.50	4.40	-4.63	Salaya	1000.00 - 1100.00	1046.15	1150.00	1310.71	-103.85	-20.18	
Gotukola	100.00 - 120.00	101.82	101.33	125.00	0.49	-18.55	Meat							
Meat														
								Beef (without Bones)	2200.00 - 2500.00	2450.00	2383.33	2000.00	66.67	22.50
								Chicken (Broiler)	1250.00 - 1410.00	1338.89	1335.56	1249.00	3.33	7.20
								Chicken (Curry)	1000.00 - 1400.00	1208.89	1312.50	1578.57	-103.61	-23.42
								Mutton	3200.00 - 3400.00	3250.00	3300.00	2922.22	-50.00	11.22
								Pork	1250.00 - 1300.00	1275.00	1275.00	1766.67	0.00	-27.83

This Week: Week 02: 05 - 11 January 2024
 Last Week: Week 01: 29 December 2023-04 January 2024

Table 16: Farmgate/Producer Prices of Food Commodities in Selected Producing Areas (Rs/kg)

Week 02: 05 - 11 January 2024

COMMODITY	Range	Average Price	COMMODITY	Range	Average Price	COMMODITY	Range	Average Price
<u>Paddy</u>			<u>Vegetable (Up Country)</u>			<u>Snake Gourd</u>		
Short Grain			Beans			Dambulla	152.50 - 167.50	160.50
A'pura	125.00 - 130.00	127.00	Dambulla	360.00 - 400.00	380.00	Hambantota	150.00 - 170.00	160.00
P'narua	129.00 - 131.00	130.33	Welimada	450.00 - 480.00	468.00	Embilipitiya	130.00 - 150.00	142.00
Kalawewa	125.00 - 130.00	128.00	Badulla	-	-	Matara	-	-
Kurunegala	128.00 - 130.00	129.00	Carrot			A'pura	190.00 - 210.00	198.00
Dehiattakandiya	125.00 - 129.00	126.33	N'Eliya	740.00 - 760.00	750.00	Luffa		
Nikaweratiya	125.00 - 130.00	127.40	Welimada	640.00 - 660.00	652.00	Dambulla	260.00 - 280.00	267.50
Ampara	120.00 - 130.00	125.00	Hanguranketha	520.00 - 560.00	544.00	Hambantota	250.00 - 270.00	260.00
Long Grain (White)			Leeks			Embilipitiya	240.00 - 260.00	248.00
A'pura	114.00 - 117.00	115.20	N'Eliya	220.00 - 240.00	230.00	Matara	-	-
P'narua	114.00 - 116.00	115.17	Welimada	160.00 - 180.00	172.00	A'pura	290.00 - 310.00	298.00
Kalawewa	114.00 - 117.00	115.40	Beetroot			Green Chillies		
Kurunegala	117.00 - 118.00	117.50	N'Eliya	460.00 - 480.00	472.00	Dambulla	800.00 - 950.00	880.00
Dehiattakandiya	105.00 - 109.00	107.33	Dambulla	-	-	Hambantota	-	-
Embilipitiya	-	-	Kurunegala	-	-	Embilipitiya	800.00 - 900.00	844.00
Nikaweratiya	115.00 - 118.00	116.60	Welimada	440.00 - 460.00	448.00	Puttalam	700.00 - 800.00	750.00
Hambantota	-	-	Hanguranketha	400.00 - 440.00	416.00	A'pura	900.00 - 1000.00	940.00
Ampara	110.00 - 112.00	110.67	Knol Khol			Pumpkin		
Long Grain (Red)			N'Eliya	230.00 - 245.00	240.00	Dambulla	76.00 - 90.00	82.80
Matara	100.00 - 105.00	102.50	Welimada	230.00 - 240.00	234.00	Hambantota	110.00 - 130.00	120.00
Hambantota	100.00 - 105.00	103.25	Hanguranketha	250.00 - 260.00	257.00	Embilipitiya	120.00 - 140.00	132.00
Embilipitiya	98.00 - 100.00	99.40	Raddish			Matara	-	-
Keeri Samba			N'Eliya	110.00 - 120.00	115.00	A'pura	100.00 - 120.00	108.00
A'pura	150.00 - 155.00	152.50	Welimada	70.00 - 80.00	76.00	Moneragala	120.00 - 130.00	124.00
P'narua	159.00 - 164.00	161.00	Hambantota	110.00 - 130.00	122.50	Cucumber		
Kalawewa	148.00 - 155.00	151.60	Hanguranketha	80.00 - 90.00	85.60	A'pura	70.00 - 80.00	74.00
Kurunegala	150.00 - 155.00	153.75	Cabbage			Dambulla	48.00 - 60.00	54.40
Dehiattakandiya	150.00 - 155.00	153.33	N'Eliya	370.00 - 390.00	382.00	Hambantota	50.00 - 60.00	55.00
Red Onion			Welimada	350.00 - 360.00	354.00	Matara	50.00 - 60.00	56.25
Puttalam	-	-	Badulla	-	-	Long Beans		
Jaffna	-	-	Hanguranketha	325.00 - 360.00	341.00	Dambulla	152.50 - 182.50	167.50
Big Onion			Tomato			Hambantota	110.00 - 120.00	115.00
Dambulla	-	-	Welimada	260.00 - 280.00	270.00	Embilipitiya	170.00 - 200.00	184.00
Kalawewa	-	-	Hambantota	-	-	Matara	120.00 - 150.00	135.00
A'pura	-	-	Dambulla	220.00 - 240.00	228.00	A'pura	200.00 - 220.00	208.00
Potato			Hanguranketha	400.00 - 460.00	434.00	Ash Plantain		
N'Eliya	280.00 - 290.00	286.00	Vegetable (Low Country)			Hambantota	-	-
Badulla	-	-	Ladies Fingers			Embilipitiya	180.00 - 210.00	196.00
Welimada	235.00 - 250.00	244.00	A'pura	180.00 - 200.00	188.00	Matara	150.00 - 170.00	158.75
Pulses			Dambulla	152.50 - 167.50	160.50	Lime		
Green Gram			Hambantota	140.00 - 170.00	158.00	Hambantota	-	-
Hambantota	-	-	Embilipitiya	180.00 - 200.00	192.00	Embilipitiya	120.00 - 150.00	136.00
Moneragala	800.00 - 850.00	820.00	Matara	120.00 - 130.00	126.25	Moneragala	130.00 - 150.00	138.00
Embilipitiya	700.00 - 750.00	725.00	Brinjal			Fruits (Rs/kg)		
Nikaweratiya	700.00 - 800.00	756.25	A'pura	400.00 - 420.00	408.00	Banana		
A'pura	780.00 - 850.00	815.00	Dambulla	400.00 - 450.00	428.00	Ambul		
Cowpea			Hambantota	-	-	Moneragala	90.00 - 100.00	94.00
Hambantota	-	-	Embilipitiya	250.00 - 300.00	272.00	Embilipitiya	90.00 - 120.00	104.00
Nikaweratiya	700.00 - 800.00	750.00	Matara	350.00 - 380.00	365.00	Hambantota	90.00 - 110.00	100.00
Moneragala	900.00 - 950.00	920.00	Welimada	355.00 - 365.00	361.00	Kolikuttu		
Embilipitiya	850.00 - 900.00	875.00	Capsicum			Moneragala	250.00 - 280.00	262.00
Maize			Badulla	-	-	Embilipitiya	200.00 - 250.00	230.00
A'pura	120.00 - 130.00	125.00	Welimada	620.00 - 640.00	632.00	Hambantota	-	-
Kalawewa	-	-	Bitter Gourd			Papaw		
Gingelly			A'pura	360.00 - 400.00	376.00	Moneragala	80.00 - 100.00	88.00
A'pura	800.00 - 850.00	825.00	Dambulla	270.00 - 300.00	282.00	Embilipitiya	120.00 - 130.00	125.00
Kalawewa	-	-	Hambantota	-	-	Hambantota	110.00 - 130.00	120.00
Black Gram			Embilipitiya	500.00 - 530.00	516.00	Pineapple		
A'pura	900.00 - 950.00	925.00	Matara	390.00 - 420.00	405.00	Divulapitiya	-	-
Kalawewa	-	-						

Annex 01 - Colombo Markets: Retail Prices of Rice and Subsidiary Food Crops (Rs/kg)

Week 02: 05 - 11 January 2024

28

CROP	PELIYAGODA	MAHARAGAMA	KIRULAPONE	NUGEGODA	NARAHENPITA	DEMATAGODA	THOTALANGA	KADAWATHA	KIRIBATHGODA
<u>Rice</u>									
Local									
Samba 1	260.00 - 260.00	230.00 - 260.00	260.00 - 260.00	230.00 - 260.00	260.00 - 260.00	230.00 - 260.00	250.00 - 260.00	230.00 - 260.00	230.00 - 260.00
Samba 2	-	-	-	-	-	-	-	-	-
Keeri Samba	-	370.00 - 370.00	370.00 - 370.00	370.00 - 370.00	370.00 - 370.00	370.00 - 370.00	360.00 - 360.00	-	-
Nadu 1	220.00 - 230.00	220.00 - 230.00	220.00 - 230.00	220.00 - 230.00	220.00 - 230.00	220.00 - 230.00	220.00 - 230.00	220.00 - 230.00	220.00 - 230.00
Nadu 2	-	-	-	-	-	-	-	-	-
Raw (Red)	200.00 - 210.00	190.00 - 200.00	190.00 - 200.00	200.00 - 210.00	200.00 - 220.00	210.00 - 220.00	210.00 - 220.00	210.00 - 220.00	210.00 - 210.00
Raw (White)	210.00 - 220.00	210.00 - 220.00	210.00 - 220.00	210.00 - 220.00	220.00 - 220.00	210.00 - 220.00	220.00 - 220.00	220.00 - 220.00	210.00 - 220.00
Imported									
Samba	-	-	-	-	-	-	-	-	-
Nadu	-	-	-	-	-	-	-	-	-
Raw (Red)	-	-	-	-	-	-	-	-	-
Raw (White)	-	-	-	-	-	-	-	-	-
<u>Dried Chillies</u>									
Imported	1100.00 - 1200.00	1300.00 - 1500.00	1300.00 - 1400.00	1400.00 - 1500.00	1400.00 - 1500.00	1300.00 - 1300.00	1200.00 - 1300.00	1300.00 - 1300.00	1300.00 - 1300.00
<u>Red Onion</u>									
Sinnan	-	-	-	-	-	-	-	-	-
Vedalan	-	-	-	-	-	-	-	-	-
Imported	400.00 - 480.00	600.00 - 600.00	600.00 - 600.00	520.00 - 600.00	500.00 - 600.00	480.00 - 500.00	480.00 - 600.00	450.00 - 480.00	480.00 - 600.00
<u>Big Onion</u>									
Imported	500.00 - 550.00	500.00 - 600.00	520.00 - 600.00	600.00 - 600.00	560.00 - 580.00	580.00 - 580.00	440.00 - 500.00	440.00 - 580.00	500.00 - 580.00
Local	-	-	-	-	-	-	-	-	-
<u>Potato</u>									
Welimada	-	-	-	-	-	-	-	-	-
N'Eliya	430.00 - 440.00	360.00 - 400.00	360.00 - 360.00	360.00 - 400.00	400.00 - 440.00	440.00 - 440.00	440.00 - 440.00	360.00 - 440.00	440.00 - 440.00
Imported	180.00 - 180.00	180.00 - 200.00	180.00 - 200.00	200.00 - 200.00	180.00 - 200.00	180.00 - 180.00	180.00 - 200.00	180.00 - 200.00	180.00 - 200.00
<u>Pulses</u>									
Green Gram	1100.00 - 1200.00	1300.00 - 1300.00	1200.00 - 1300.00	1200.00 - 1300.00	1100.00 - 1200.00	1200.00 - 1200.00	1100.00 - 1300.00	1200.00 - 1200.00	1200.00 - 1200.00
Cowpea (White)	1200.00 - 1200.00	1300.00 - 1300.00	1200.00 - 1300.00	1300.00 - 1300.00	1200.00 - 1300.00	1200.00 - 1200.00	1200.00 - 1300.00	1200.00 - 1200.00	1200.00 - 1200.00
Cowpea (Red)	1200.00 - 1200.00	1300.00 - 1300.00	1200.00 - 1300.00	1300.00 - 1300.00	1200.00 - 1200.00	1200.00 - 1200.00	1300.00 - 1300.00	1200.00 - 1200.00	1200.00 - 1200.00
Red Dhal	310.00 - 320.00	340.00 - 360.00	320.00 - 340.00	340.00 - 360.00	340.00 - 360.00	320.00 - 360.00	330.00 - 330.00	320.00 - 330.00	360.00 - 360.00

Annex 02 - Colombo Markets: Retail Prices of Vegetables (Rs/kg) and Coconut (Rs/nut)

Week 02: 05 - 11 January 2024

29

CROP	PELIYAGODA	MAHARAGAMA	KIRULAPONE	NUGEGODA	NARAHENPITA	DEMATAGODA	THOTALANGA	KADAWATHA	KIRIBATHGODA
<u>Vegetable</u>									
Beans	500.00 - 520.00	720.00 - 800.00	540.00 - 680.00	600.00 - 660.00	600.00 - 650.00	600.00 - 600.00	500.00 - 560.00	540.00 - 640.00	720.00 - 800.00
Carrot	600.00 - 680.00	1120.00 - 1200.00	940.00 - 1000.00	1000.00 - 1100.00	900.00 - 1200.00	600.00 - 1000.00	600.00 - 660.00	600.00 - 600.00	800.00 - 800.00
Leeks	300.00 - 320.00	560.00 - 560.00	520.00 - 560.00	460.00 - 480.00	360.00 - 450.00	400.00 - 480.00	300.00 - 400.00	440.00 - 480.00	400.00 - 420.00
Beetroot	660.00 - 740.00	800.00 - 1000.00	800.00 - 880.00	800.00 - 860.00	650.00 - 680.00	1000.00 - 1000.00	600.00 - 660.00	-	800.00 - 800.00
Knolkhol	-	-	-	600.00 - 600.00	480.00 - 600.00	-	400.00 - 540.00	-	-
Raddish	160.00 - 200.00	400.00 - 400.00	320.00 - 360.00	320.00 - 400.00	320.00 - 340.00	240.00 - 240.00	160.00 - 180.00	240.00 - 260.00	240.00 - 260.00
Cabbage	500.00 - 560.00	720.00 - 800.00	680.00 - 740.00	800.00 - 800.00	500.00 - 600.00	800.00 - 800.00	500.00 - 500.00	560.00 - 660.00	600.00 - 660.00
Tomato	400.00 - 420.00	600.00 - 720.00	600.00 - 660.00	600.00 - 600.00	500.00 - 600.00	500.00 - 600.00	600.00 - 650.00	800.00 - 800.00	800.00 - 800.00
Ladies Fingers	260.00 - 300.00	400.00 - 480.00	340.00 - 400.00	420.00 - 480.00	350.00 - 380.00	320.00 - 480.00	260.00 - 360.00	360.00 - 420.00	400.00 - 420.00
Brinjal	450.00 - 460.00	600.00 - 640.00	600.00 - 640.00	600.00 - 660.00	500.00 - 680.00	400.00 - 480.00	560.00 - 600.00	650.00 - 650.00	600.00 - 660.00
Capsicum	660.00 - 700.00	800.00 - 1000.00	1000.00 - 1100.00	800.00 - 1100.00	800.00 - 800.00	800.00 - 1000.00	650.00 - 800.00	800.00 - 1100.00	800.00 - 860.00
Pumpkin	200.00 - 220.00	260.00 - 280.00	260.00 - 280.00	280.00 - 320.00	200.00 - 260.00	320.00 - 320.00	200.00 - 240.00	220.00 - 300.00	320.00 - 320.00
Cucumber	120.00 - 160.00	260.00 - 260.00	220.00 - 240.00	200.00 - 260.00	160.00 - 200.00	160.00 - 240.00	130.00 - 180.00	240.00 - 260.00	240.00 - 260.00
Bitter Gourd	350.00 - 450.00	640.00 - 660.00	600.00 - 660.00	600.00 - 660.00	560.00 - 660.00	600.00 - 600.00	500.00 - 600.00	600.00 - 660.00	600.00 - 660.00
Snake Gourd	250.00 - 280.00	400.00 - 480.00	400.00 - 460.00	460.00 - 480.00	340.00 - 360.00	320.00 - 480.00	250.00 - 260.00	320.00 - 320.00	400.00 - 420.00
Drumstick	-	-	-	-	-	-	-	-	-
Luffa	360.00 - 450.00	540.00 - 560.00	400.00 - 440.00	600.00 - 600.00	360.00 - 480.00	360.00 - 480.00	400.00 - 460.00	600.00 - 600.00	600.00 - 600.00
Long Beans	260.00 - 280.00	460.00 - 480.00	400.00 - 420.00	460.00 - 480.00	320.00 - 360.00	-	260.00 - 260.00	400.00 - 420.00	400.00 - 420.00
Ash Plantain	340.00 - 360.00	400.00 - 480.00	400.00 - 420.00	460.00 - 480.00	400.00 - 400.00	480.00 - 480.00	350.00 - 400.00	320.00 - 340.00	320.00 - 320.00
Green Chillies	1000.00 - 1400.00	1600.00 - 1600.00	1400.00 - 1600.00	1400.00 - 1600.00	1200.00 - 1500.00	1400.00 - 1600.00	1100.00 - 1200.00	1400.00 - 1600.00	1400.00 - 1600.00
Lime	280.00 - 320.00	800.00 - 800.00	600.00 - 660.00	600.00 - 660.00	500.00 - 600.00	600.00 - 800.00	360.00 - 480.00	760.00 - 800.00	400.00 - 400.00
<u>Root Crops</u>									
Sweet Potato	220.00 - 260.00	320.00 - 320.00	320.00 - 360.00	360.00 - 360.00	260.00 - 360.00	240.00 - 240.00	240.00 - 260.00	320.00 - 360.00	240.00 - 260.00
Manioc	160.00 - 180.00	220.00 - 240.00	240.00 - 260.00	240.00 - 260.00	200.00 - 240.00	200.00 - 220.00	160.00 - 180.00	160.00 - 180.00	200.00 - 220.00
<u>Leafy Vegetable</u>									
Mukunuwenna	50.00 - 50.00	100.00 - 100.00	80.00 - 80.00	100.00 - 100.00	80.00 - 80.00	80.00 - 80.00	60.00 - 60.00	100.00 - 100.00	80.00 - 80.00
Kankun	50.00 - 50.00	100.00 - 100.00	80.00 - 80.00	100.00 - 100.00	80.00 - 80.00	80.00 - 80.00	60.00 - 60.00	100.00 - 100.00	80.00 - 80.00
Gotukola	100.00 - 100.00	120.00 - 120.00	110.00 - 110.00	120.00 - 120.00	100.00 - 100.00	100.00 - 100.00	100.00 - 100.00	120.00 - 120.00	100.00 - 100.00
<u>Coconut</u>									
Large	100.00 - 100.00	120.00 - 120.00	120.00 - 120.00	120.00 - 120.00	120.00 - 120.00	120.00 - 120.00	120.00 - 120.00	120.00 - 120.00	120.00 - 120.00
Small	90.00 - 90.00	100.00 - 100.00	90.00 - 90.00	100.00 - 100.00	100.00 - 100.00	100.00 - 100.00	90.00 - 90.00	90.00 - 90.00	90.00 - 90.00

Annex 03 - Colombo Markets: Retail Prices of Fruits (Rs/fruit)

Week 02: 05 - 11 January 2024

30

CROP	PELIYAGODA		MAHARAGAMA		KIRULAPONE		NUGEGODA		NARAHENPITA		DEMATAGODA		THOTALANGA		KADAWATHA		KIRIBATHGODA	
<i>Plantain</i>																		
Ambul (Rs/Kg)	220.00	280.00	240.00	260.00	280.00	300.00	200.00	240.00	200.00	250.00	200.00	250.00	200.00	200.00	200.00	260.00	250.00	300.00
Kolikuttu (Rs/Kg)	400.00	450.00	480.00	500.00	500.00	560.00	400.00	420.00	500.00	550.00	500.00	550.00	400.00	500.00	500.00	560.00	450.00	500.00
Seeni (Rs/Kg)	180.00	220.00	260.00	260.00	260.00	280.00	200.00	240.00	240.00	240.00	200.00	240.00	180.00	200.00	200.00	230.00	180.00	230.00
Anamalu	30.00	37.00	37.00	42.00	40.00	42.00	35.00	37.00	35.00	37.00	40.00	42.00	35.00	37.00	37.00	40.00	35.00	40.00
Ambun	40.00	45.00	50.00	55.00	55.00	58.00	50.00	52.00	48.00	50.00	50.00	52.00	45.00	50.00	50.00	52.00	45.00	47.00
<i>Pineapple</i>																		
Large	620.00	630.00	600.00	630.00	630.00	680.00	630.00	680.00	630.00	650.00	-	-	-	-	-	-	-	-
Medium	550.00	580.00	520.00	560.00	580.00	600.00	600.00	600.00	550.00	600.00	500.00	530.00	-	-	500.00	530.00	480.00	530.00
Small	480.00	500.00	480.00	500.00	530.00	550.00	500.00	550.00	430.00	450.00	400.00	430.00	380.00	400.00	380.00	450.00	400.00	450.00
<i>Mango</i>																		
Betti	-	-	-	-	-	-	-	-	-	-	-	-	-	-	-	-	-	-
Karthakolomban	100.00	165.00	130.00	150.00	140.00	160.00	220.00	230.00	165.00	180.00	-	-	100.00	150.00	200.00	200.00	100.00	130.00
Vilad	-	-	-	-	-	-	-	-	-	-	-	-	-	-	-	-	-	-
Kohu	-	-	-	-	-	-	-	-	-	-	-	-	-	-	-	-	-	-
<i>Other Fruits</i>																		
Wood Apple	40.00	50.00	90.00	100.00	110.00	120.00	120.00	120.00	80.00	80.00	60.00	70.00	50.00	80.00	60.00	80.00	60.00	70.00
Orange	-	-	-	-	240.00	300.00	240.00	300.00	200.00	220.00	-	-	-	-	-	-	240.00	240.00
Avocado	180.00	190.00	-	-	240.00	260.00	-	-	200.00	200.00	-	-	-	-	-	-	180.00	180.00
Slime Apple	50.00	60.00	100.00	100.00	120.00	120.00	90.00	100.00	70.00	100.00	60.00	70.00	-	-	50.00	60.00	60.00	70.00
Grapes (Rs/Kg)	1500.00	2000.00	2000.00	2200.00	2000.00	2400.00	2400.00	2500.00	2000.00	2000.00	1800.00	1800.00	1800.00	2000.00	1800.00	2200.00	1800.00	2200.00
Papaw (Rs/Kg)	150.00	300.00	300.00	320.00	320.00	330.00	300.00	300.00	250.00	300.00	200.00	250.00	150.00	200.00	180.00	260.00	200.00	250.00
Passion	100.00	120.00	-	-	130.00	150.00	150.00	150.00	100.00	100.00	-	-	-	-	130.00	130.00	100.00	100.00
King Coconut	130.00	150.00	150.00	150.00	150.00	150.00	150.00	150.00	150.00	150.00	130.00	150.00	130.00	150.00	130.00	150.00	130.00	150.00

Annex 04 - Colombo Markets: Retail Prices of Sea Fish and Dried Fish (Rs/kg)

Week 02: 05 - 11 January 2024

CROP	PELIYAGODA	MAHARAGAMA	KIRULAPONE	NUGEGODA	NARAHENPITA	DEMATAGODA	THOTALANGA	KADAWATHA	KIRIBATHGODA
<i>Sea Fish</i>									
Salaya	350.00 - 390.00	580.00 - 600.00	600.00 - 600.00	600.00 - 600.00	600.00 - 600.00	560.00 - 580.00	580.00 - 600.00	560.00 - 600.00	580.00 - 600.00
Hurulla	660.00 - 700.00	1000.00 - 1000.00	1000.00 - 1000.00	1000.00 - 1000.00	-	880.00 - 880.00	900.00 - 1000.00	900.00 - 1000.00	900.00 - 900.00
Balaya	820.00 - 880.00	1600.00 - 1600.00	-	-	-	1600.00 - 1600.00	1400.00 - 1400.00	-	1600.00 - 1600.00
Kelawalla	1500.00 - 1600.00	2200.00 - 2600.00	2200.00 - 2600.00	2400.00 - 2600.00	2400.00 - 2400.00	2000.00 - 2000.00	2000.00 - 2400.00	2400.00 - 2600.00	2200.00 - 2400.00
Thora	2500.00 - 2600.00	3200.00 - 3400.00	3600.00 - 3600.00	3400.00 - 3400.00	3200.00 - 3200.00	2800.00 - 3200.00	3200.00 - 3600.00	3400.00 - 3600.00	3600.00 - 3600.00
Paraw	2500.00 - 2600.00	2200.00 - 2400.00	2400.00 - 2600.00	2400.00 - 2600.00	2600.00 - 2600.00	2400.00 - 2400.00	2400.00 - 2400.00	2400.00 - 2400.00	2400.00 - 2400.00
Mora	-	-	-	-	-	-	-	-	-
Shrimps Small	2000.00 - 2100.00	2000.00 - 2000.00	2000.00 - 2000.00	2000.00 - 2000.00	2000.00 - 2000.00	2000.00 - 2000.00	2000.00 - 2000.00	2000.00 - 2000.00	2000.00 - 2000.00
Talapath	2200.00 - 2300.00	2800.00 - 3000.00	3000.00 - 3200.00	3000.00 - 3000.00	3000.00 - 3000.00	2600.00 - 2800.00	2800.00 - 3000.00	2800.00 - 3000.00	2800.00 - 2800.00
<i>Eggs (Rs/egg)</i>									
Brown	54.00 - 55.00	54.00 - 54.00	54.00 - 55.00	54.00 - 54.00	54.00 - 55.00	54.00 - 55.00	54.00 - 54.00	54.00 - 55.00	54.00 - 55.00
White	51.00 - 52.00	51.00 - 51.00	51.00 - 51.00	51.00 - 51.00	51.00 - 51.00	51.00 - 51.00	51.00 - 52.00	51.00 - 52.00	52.00 - 52.00
<i>Dried Fish</i>									
Sprats	1800.00 - 2000.00	1800.00 - 2000.00	1800.00 - 2000.00	2000.00 - 2000.00	1800.00 - 2000.00	1800.00 - 2200.00	2000.00 - 2200.00	2000.00 - 2200.00	2000.00 - 2200.00
Kattawa	2200.00 - 2400.00	2200.00 - 2200.00	2200.00 - 2200.00	2200.00 - 2400.00	2000.00 - 2200.00	-	2000.00 - 2200.00	2200.00 - 2400.00	2200.00 - 2400.00
Thora	-	-	-	-	-	-	-	-	-
Mora	2500.00 - 2600.00	2400.00 - 2500.00	2600.00 - 2600.00	2400.00 - 2500.00	2200.00 - 2400.00	2200.00 - 2200.00	2200.00 - 2400.00	2400.00 - 2500.00	2400.00 - 2500.00
Balaya	1600.00 - 1800.00	1600.00 - 1800.00	1600.00 - 1800.00	-	1700.00 - 1800.00	1600.00 - 1800.00	1600.00 - 1600.00	1600.00 - 1800.00	1600.00 - 1800.00
Anguluwa	-	2200.00 - 2400.00	2400.00 - 2400.00	2400.00 - 2400.00	-	-	2400.00 - 2400.00	2400.00 - 2400.00	2200.00 - 2200.00
Salaya	1000.00 - 1100.00	1000.00 - 1000.00	1000.00 - 1000.00	1000.00 - 1000.00	1000.00 - 1100.00	1000.00 - 1000.00	1100.00 - 1100.00	1100.00 - 1100.00	1100.00 - 1100.00
<i>Meat</i>									
Beef (without Bones)	-	2500.00 - 2500.00	2500.00 - 2500.00	-	2200.00 - 2200.00	-	2200.00 - 2200.00	-	-
Chicken (Broiler)	1300.00 - 1300.00	1320.00 - 1320.00	1320.00 - 1320.00	1320.00 - 1320.00	1200.00 - 1200.00	1250.00 - 1250.00	1250.00 - 1250.00	1350.00 - 1350.00	1350.00 - 1350.00
Chicken (Curry)	1000.00 - 1000.00	1100.00 - 1100.00	1000.00 - 1000.00	1100.00 - 1100.00	900.00 - 900.00	1000.00 - 1000.00	1100.00 - 1100.00	1100.00 - 1100.00	1000.00 - 1000.00
Mutton	-	-	3200.00 - 3200.00	3200.00 - 3200.00	3300.00 - 3300.00	3200.00 - 3200.00	3100.00 - 3100.00	3400.00 - 3400.00	3400.00 - 3400.00
Pork	-	-	-	-	-	-	-	1300.00 - 1300.00	1250.00 - 1250.00

Annex 05 : Food Composition of Selected Food Commodities

Commodity	Energy (kcal/100g)	Protein (g/100g)	Total fat (g/100g)	Retinol Eq (μ g/100g)	Vit B2 (mg/100g)	Vit B6 (mg/100g)	Folate (μ g/100g)	Vit C (mg/100g)	Calcium (mg/100g)	Magnesium (mg/100g)	Iron (mg/100g)	Zinc (mg/100g)
Rice												
Rice - (white Kekulu - normal)	361	9.88	1.52	-	0.03	0.09	10.67	-	6.94	26.29	1.22	1.5
Rice - (white Kekulu Samba)	355	8.81	1.53	-	0.03	0.09	8.11	-	9.82	30.48	0.92	1.7
Rice - (Red Kekulu - normal)	366	8.64	2.12	-	0.05	0.1	8.39	-	4.73	31.7	0.88	1.84
Rice -Samba	369	6.86	2.45	-	0.05	0.13	12.79	-	8.71	37.26	1.18	1.49
Rice - Nadu White	366	7.76	1.48	-	0.03	0.12	9.35	-	4.57	20.1	0.64	1.61
Dried chillies	233	12.68	6.41	437	0.84	0.42	46.83	NA	107	231	5.39	1.65
Onion												
Big onions	48	1.67	0.24	0.16	0.01	0.1	32.99	7.58	14.82	16.94	0.45	0.25
Red onions	55	2.13	0.15	0.18	0.02	0.13	30.15	14.26	20.37	19.32	0.31	0.28
Potatoes	71	1.67	0.25		0.01	0.09	14.31	20.5	9.83	23.84	0.46	0.29
Pulses												
Green gram	290	21.97	0.93	19.5	0.28	0.33	135	NA	98.96	146	4.15	2.86
White cowpea	320	21.25	1.14	1.36	0.09	0.26	249	NA	84.1	213	5.04	3.57
Red cowpea	320	20.24	1.08	0.96	0.11	0.27	273	NA	81.83	194	4.95	3.4
Red Dhal	319	23.09	0.77	1.06	1.6	0.22	55	NA	41.27	66.63	7.45	3.34
Vegetables												
Beans	46	3.95	0.15	6.64	0.1	0.3	45.2	7.02	35.68	45.56	0.7	0.59
Carrot	30	0.85	0.45	1240	0.03	0.1	24.71	5.93	27.65	11.7	0.59	0.25
Leeks	30	1.74	0.49	18.56	0.02	0.19	42.63	4.65	29.28	11.77	1.49	0.43
Beetroot	31	2.12	0.15	1.52	0.01	0.09	108	4.51	20.29	34.88	0.77	0.29
Knolkhol	16	1.69	0.34		0.05	0.19	12.7	77.64	40.09	19.35	0.23	0.18
Radish	29	0.75	0.11		0.02	0.09	18.09	12.13	35.64	13.56	0.38	0.16
Cabbage	21	1.35	0.14	3.35	0.05	0.14	52.66	29.62	56.85	18.47	0.33	0.16

Tomatoes	20	0.88	0.56	165	0.03	0.09	20.16	25.58	9.69	14.93	0.31	0.12
Ladies fingers	26	2.06	0.19	12.41	0.08	0.28	70.62	24.48	92.26	55.23	0.96	0.44
Brinjal (Pandora Striped)	29	1.49	0.31	23	0.12	0.09	30.99	1.49	18.95	18	0.32	0.19
Brinjal (Chinese eggplant)	24	1.28	0.33	16.83	0.12	0.11	32.94	3.37	14.4	21.18	0.28	0.16
Capsicum	23	1.22	0.34	38.96	0.03	0.29	28.65	49.63	12.65	11.21	0.21	0.31
Pumpkin (Common)	31	0.86	0.3	30.41	0.02	0.09	17.72	8.73	18.75	9.93	0.49	0.25
Cucumber	19	0.98	0.24	0.58	0.01	0.08	19.66	4.08	22.1	18.22	0.67	0.21
Bitter gourd	19	1.47	0.23	55.08	0.05	0.06	53.1	46.89	25.19	35.81	1.75	0.26
Snake gourd (Dark green)	11	0.82	0.25	10.41	0.03	0.12	18.09	3.54	26.83	25.84	0.41	0.11
Snake gourd (Pale green)	11	0.89	0.25	5.14	0.03	0.07	16.52	2.85	27.11	21.77	0.47	0.2
Drumstick	30	2.48	0.12	3.13	0.06	0.12	60.48	92.33	22.27	28.51	0.5	0.26
Watakolu	12	0.86	0.15	59.33	0.01	0.07	25.48	6.41	14.67	14.01	4.42	0.45
Long beans	24	3.36	0.3	-	0.06	0.11	99.98	8.93	44.22	33.17	1.01	0.08
Ash Plantain	76	2.84	0.56	0.06	0.02	0.07	6.82	4.49	5.19	22.55	0.39	0.21
Green chillies	39	2.28	0.76	38.16	0.08	0.25	21.29	98.61	20.25	36.91	1.25	0.29
Limes	26	0.66	0.26	0.36	0.01	0.05	12.1	38.05	26	15.25	0.12	0.05
Kekiri	17	1.01	0.25	0.76	0.01	0.07	17.34	8.07	25.72	26.2	0.63	0.22
Ash pumpkin (Ash guord)	18	0.8	0.15		0.01	0.15	14.17	9.14	19.27	23.62	0.48	0.13
Cho-Cho	19	0.58	0.12	0.3	0.04	0.07	63.81	23.76	20.55	13.02	0.49	0.12
Thalana batu (Little prince)	21	1.28	0.39	24.33	0.12	0.09	38.63	2.4	12.38	19.62	0.31	0.22
Thalana batu (Thai eggplant)	21	1.45	0.26	18.33	0.11	0.09	31.18	2.71	17.24	37.22	0.37	0.24
Thibbatu	61	1.66	1.96	15.89	0.03	1.02	72.39	10.8	105	57.46	1.06	0.59
Kohila yams	27	0.64	0.16	1.72	0.01	0.14	4.64	1.67	52.33	33.95	0.61	1.62
Kehel muwa	19	1.36	0.63	4.27	0.02	0.12	40.51	8.16	35.09	31.43	0.38	0.39
Ambaralla	37	0.73	0.44	3.36	0.01	0.1	44.49	35.51	20.7	9.28	0.7	0.12
Mango	50	0.75	0.09	14.5	0.02	0.14	34.89	91.63	28.56	17.74	0.5	0.09
Mushroom	27	2.54	0.42	-	0.15	0.13	7.81	11.56	0.9	14.42	1.32	0.79
Dambala	21	1.84	0.2	38.74	0.08	0.4	33.69	19.82	68.24	31.38	1.2	0.44
Coconuts nuts	390	3.67	39.92	-	0.05	0.11	14.86	-				

Root Crop												
Sweet potato	108	1.27	0.33	NA	0.04	0.09	14.44	22.2	28.93	21.05	0.51	0.14
Manioc	78	0.92	0.19	NA	0.07	0.2	0.1	1.95	25.31	19.08	19.78	23.73
Nelum ala/Lotus root	79	1.94	0.93	NA	0.05	0.19	26.49	26.63	37.71	26.58	3.34	0.35
Kiriala	87	3.96	0.15	1.19	0.03	0.16	20.17	2.71	30.79	41.52	0.6	0.42
Iniala	103	3.2	0.3	33.14	0.01	0.22	22.19	13.03	40.99	28.98	1.31	0.29
Leafy Vegetables												
Mukunuwanna	28	3.15	0.55	92.25	0.09	0.27	96.14	3.24	135	45.38	1.7	1.03
Gotukola	15	0.64	0.47	226	0.07	0.23	70.11	6.74	96.31	41.42	1.25	0.66
Kankun	15	0.47	0.37	1614	0.08	0.4	33.69	19.82	49.21	18.35	1.32	0.44
Kathurumurunga	70	8.01	1.35	2097	0.33	0.22	120	121	901	96.64	4.36	0.53
Nivithi	22	2.2	0.47	959	0.06	0.11	74.05	10.26	163	61.37	1.49	0.67
Thampala	32	3.55	0.72	1474	0.21	0.22	74.27	82	258	209	3.5	1.4
Sarana	20	2.42	0.21	1149	0.03	0.13	58.54	9.89	59.57	42.93	0.13	0.75
Kohila leaves	33	4.1	0.83	300	0.02	0.17	56.76	5.56	19.5	20.32	0.25	0.3
Onion leaves	27	2.01	0.26	NA	0.04	0.18	56.8	23.38	35.21	74.95	3.15	0.77
Cabbage leaves	30	3.63	0.27	8.66	0.05	0.24	63.46	40.76	170	18.47	2.67	0.35
Salad leaves	19	1.05	0.24	NA	0.1	0.06	37.48	11.64	58.23	36.89	2.07	0.27
Cauliflower	23	2.09	0.48	0.14	0.06	0.11	46.67	50.17	22.44	18.52	0.76	0.27
Jackfruit pods	25	2.14	0.34	NA	0.03	0.04	30.7	24.77	37.32	26.08	0.3	0.17
Jackfruit seeds	77	5.66	0.44	NA	0.02	0.08	58.91	15.24	40.87	50.14	0.52	0.42
Meat												
Chicken	176	23.14	9.24	6.88	0.07	0.49	10.09	-	15.06	20.18	0.75	0.64
Beef	160	23.3	7.45	2.15	0.08	0.32	1.93	-	4.8	28.54	2.41	3.31
Mutton	138	20.37	6.23	2.7	0.13	0.28	1.73	-	7.58	19.5	1.62	5.05
Pork	161	18.83	9.5	1.9	0.09	0.28	8.15	-	6.58	8.9	0.79	0.8
Fish												
Balaya	96	21.28	1.12	21.01	0.15	0.12	7.89		6.45	26.02	0.68	0.46
Seer	136	22.28	5.18	81.9	0.07	0.16	15.45		9.85	36.73	0.41	0.74

Shark	95	21.6	0.83	1.11	0.04	0.11	8.57	8.44	32.58	0.41	0.74
Paraw	87	20.02	0.7	1.49	0.02	0.16	6.77	8.17	31.68	0.67	0.41
Thalapath	91	16.04	2.88	12.03	0.1	0.13	78.22	7.64	24.89	0.71	0.67
Kelawalla	109	21.47	2.55	15.95	0.17	0.73	77.39	13.35	33.82	0.68	0.64
Haedaella	87	19.88	0.78	12.18	0.04	0.06	11.7	36.6	53	0.54	0.65
Hurulla	88	17.08	2.18	10.02	0.14	1.66	61.66	103	35.45	1.24	1.05
Karalla / Katuwalla	97	21.8	1.06	1.25	0.02	0.1	14.38	37.06	39.05	0.24	0.42
Kumbala / Angila	101	21.51	1.53	16.34	0.1	0.1	7.13	31.27	37.46	1.46	0.67
Salaya / Sudaya	100	19.5	2.39	15.41	0.18	1.39	60.87	435	42.83	1.4	2.3
Theppli / Telapiya /Korali	83	18.48	1.08	17.14	0.18	0.18	8.29	99.39	24.96	2.84	0.88
Prawns	65	14.85	0.56	1.24	0.03	0.1	15.37	37.81	30.5	0.73	1.1
Crabs	45	10	0.55	8.33	0.14	0.18	13.83	37.81	45.93	0.73	1.1
Cuttle fish	76	16.82	0.93	1.93	0.02	0.04	6.22	8.73	35.46	0.62	1.3
Linna	112	20.3	3.37	15.78	0.23	0.68	59.78				
Coppara	97	22.89	0.56	21.51	0.04	0.12	8.08	7.2	30.08	1.2	0.58
Ray (Maduwa)	97	23.98	0.68	7.55	0.02	0.21	25.59	9.16	24.61	0.74	0.44

Dried Fish

Dried sprats	259	51.16	5.92	12.83	0.25	0.62	438	1178	162	3.06	4.2
Dried keeramin	311	49.6	12.42	12.92	0.13	2.41	144	555	166	2.58	3.19
Dried thalapath	289	54.68	8.04	9.38	0.04	0.43	97.8	62.75	110	1.96	1.45
Dried katta	275	50.04	8.31	2.48	0.03	0.35	80.4	86.55	92.17	1.47	1.16
Dried balaya	282	63.79	3.37	14.32	0.12	1.98	213	83.48	83.45	3.6	1.44
Dried shark / keelan	267	55.03	5.25	10.31	0.04	0.32	187	42.24	92.94	1.48	0.66

Eggs

Hen eggs (Country)	170	13.14	13	208	0.08	0.18	54.6	50.14	11.04	1.64	1.12
Hen eggs (Table)	135	13.55	9.03	200	0.19	0.19	49.46	63.3	12	2.39	1.73
Quail eggs	153	12.39	11.46	153	0.11	0.17	54.86	60.67	11.21	2.55	1.51

Fruits

Banana Embul	109	1.11	1.09	9.68	0.05	0.64	32.98	13.61	9.39	25.67	0.51	0.23
Anamaalu	102	1.04	0.72	16.4	0.04	0.65	21.07	3.66	8.06	27.02	0.51	0.23

Koli kuttu	107	1.38	0.34	8.8	0.03	0.47	18.12	7.71	8.56	38	0.32	0.14
Pineapple	37	0.41	0.17	5.76	0.04	0.12	17.86	39.36	10.37	10.71	0.3	0.09
Papaya	26	0.42	0.16	171	0.11	0.04	54.85	48.62	16.77	8.9	0.23	0.08
Mangoes (Karthakolomban)	79	0.8	0.92	259	0.01	0.1	35.52	17.74	3.12	6.72	0.1	0.08
Mangoes (Vilad)	44	0.76	0.58	146	0.05	0.26	67.6	29.97	16.93	14.79	0.65	0.19
Apple	62	0.29	0.64	0.36	0.02	0.08	3.43	2.9	3.12	6.72	0.1	0.08
Avacado	144	2.95	13.86	2	0.08	0.18	67.17	9.36	28.48	48.14	0.81	0.75
Wood apple	78	3.09	3.62	0.46	0.01	0.14	6.07	13.58	59.15	25.16	0.45	0.32
Orange	46	1.07	0.37	23.44	0.01	0.28	14.46	20.19	31.18	20.36	0.81	0.35
Guava	39	1.53	0.38	19.67	0.01	0.11	25.24	30.88	6.59	12.02	0.53	0.33
Grapes	49	0.95	10.69	3.22	0.04	0.1	7.07	20.51	7.27	6.86	0.28	0.07
Melon	19	0.65	0.16	130	0.02	0.11	6	8.24	4.05	9.76	0.15	0.1

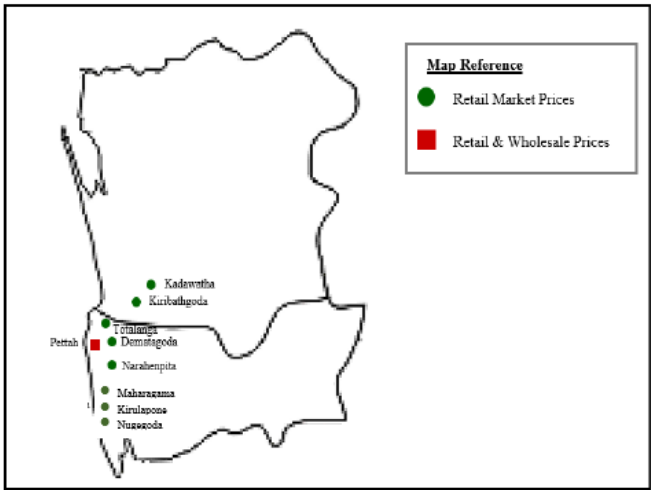
Source: Sri Lanka Food Composition Tables, Ministry of Health - 2021.

Price Collecting Areas



Legend

- Retail Market Prices
- ▲ Wholesale Market Prices
- Retail & Wholesale Prices
- Dedicated Economic Center





HARTI



Ministry of Agriculture

**Food Systems and Market Research Division & Data Management Division
Hector Kobbekaduwa Agrarian Research and Training Institute**

No. 114, Wijerama Mawatha, Colombo 07.

Phone: 011-2696981 Fax: 011-2682283

E-mail: mfpaharti@yahoo.com

Web: www.harti.gov.lk

www.mobilink.lk

**දෛනික චිළචිචි තොග මිල,
ජංගම දුරකථනයෙන්**

හෙක්ටර් කොච්චිකඩුව ගොවි කරියතු පර්යේෂණ
හා පුහුණුවීම් ආයතනය අනුමතයෙන්

**මොබිටෙල්
ජංගම
මිල දර්ශනය**

ජාතික ජංගම දුරකථන ජාලයෙන්

6666
අමතන්න.

මොබිටෙල් අද මිල - අත දෙස
මොබිටෙල් ජංගම දුරකථන ජාලයෙන්
චිළචිචි තොග මිල දර්ශනය.

විකාශිතයාට රු.2/-
විකාශිතයාට රු.2/-