

RETAIL MARKET AT A GLANCE

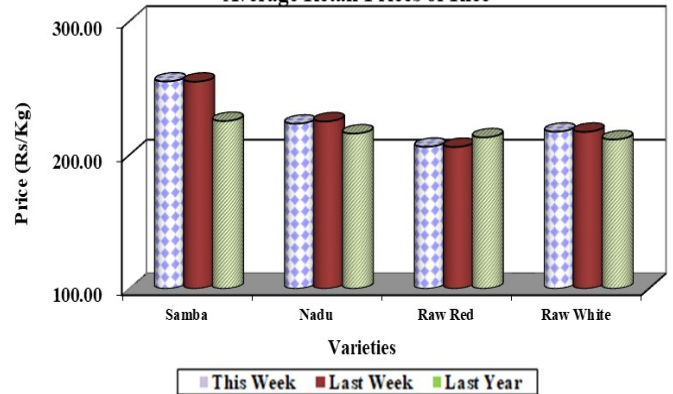
Summary

Rice

Except for nadu I, prices of all local rice varieties remained same, compared to last week. The prices of nadu I, has decreased by Rs.2.00/kg. Average farm gate prices of most of the paddy varieties decreased due to the commencement of the maha harvesting season. Prices of short grain and long grain white paddy have decreased in the range of Rs.5.00 -12.00/kg and Rs.3.00 -17.00 /kg in most of the major producing areas.

(Page No.01-02)

Average Retail Prices of Rice

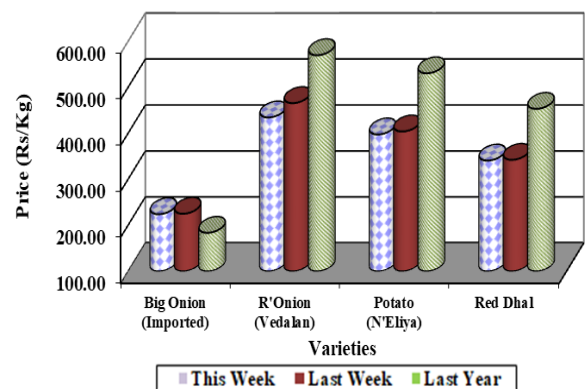


Other Field Crops

Price of imported red onion has increased by Rs.4.00/kg, compared to last week. Meanwhile, price of imported big onion has decreased by Rs.59.00/kg. Further, prices of both Nuwara Eliya and imported potatoes have increased by Rs.6.00/kg and Rs.3.00/kg respectively.

(Page No.02-04)

Average Retail Prices of Other Field Crops

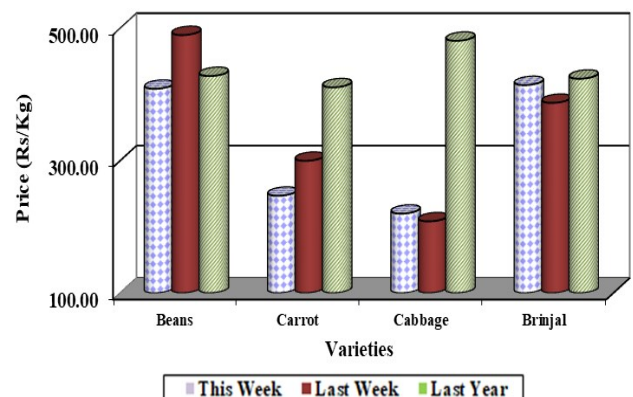


Vegetables

Retail prices of most of the up-country vegetables have decreased with the drop in consumer demand due to extremely high prices prevailed in the previous week. Of the up-country varieties, the highest price decrease was reported for carrot as Rs.475.00/kg, followed by beans as Rs.263.00 and cabbage as Rs.126.00/kg in Colombo and suburb markets.

(Page No.04-05)

Average Retail Prices of Vegetables



Coconut

Prices of both large and small nuts have increased by Rs.1.00/nut and Rs.2.00/nut, respectively and the price ranges were; Rs.110.00-120.00/nut for a large nut and Rs.90.00-100.00/nut for a small nut.

(Page No.05)

Eggs

Retail prices of both brown and white eggs have increased by Rs.1.00/egg and Rs.3.00/egg, respectively. Price range was Rs.53.00-57.00/egg for brown eggs and Rs.51.00-55.00/egg for white eggs.

(Page No.08-09)

Rice

Wholesale

Price of keeri samba has increased by 1% and the price ranged Rs.340.00-350.00/kg.

Price of both nadu grade I and II have decreased by 1% and the price ranged Rs.205.00-215.00/kg and Rs.200.00-208.00/kg.

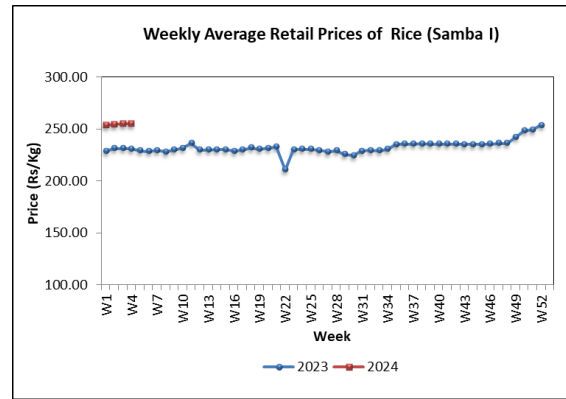
Prices of samba grade I and II varieties have not changed significantly. Its price range was Rs.240.00-245.00/kg and Rs.235.00-238.00/kg respectively. Average price of raw red and raw white were Rs.180.56/kg and Rs.205.56/kg.

Imported ponni samba was also available in the market and price ranged Rs.275.00-280.00/kg.

Compared to the same period of last year, price of all local rice varieties except raw red have increased in the range of 7%-57%. Price of raw red has decreased by 5%. Further, price of imported ponni samba has decreased by 27%.

Retail

Except for nadu I, prices of all local varieties remained same. The price of nadu I has decreased by Rs.2.00/kg and the price ranged Rs.220.00-230.00/kg. Prices of raw red, raw white and samba grade I ranged Rs.190.00-220.00/kg, Rs.210.00-220.00/kg and Rs.230.00-260.00/kg respectively.



Compared to the same period of last year, the retail prices of all rice varieties except raw red have increased with the highest price increase of 47% for imported samba.

Paddy

The average farm gate paddy prices of major paddy varieties have decreased due to the commencement of paddy harvesting of 23/24 maha season in some major producing areas such as Batticaloa, Kurunegala, Ampara and Akkaraipattu. Accordingly, the average price of short grain paddy has decreased by Rs.5.00-12.00/kg and the prices ranged Rs.101.00-130.00/kg. Further, average price of keeri samba paddy also decreased by Rs.17.00/kg in Kurunegala and Polonnaruwa. It was reported Rs.140.00-157.00/kg for keeri samba. Likewise, there was a price decrease of Rs.3.00-17.00/kg for long grain white paddy and its prices ranged Rs.85.00-116.00/kg in major producing areas.

Subsequently, the average prices of long grain red paddy also decreased by

Rs.6.00/kg in Hambantota area and reported Rs.95.00-105.00/kg and the price range in major producing areas in the Southern province. A significant price gap was reported due to the quality deference of well dried paddy and newly harvested wet paddy stocks.

Compared to the same period of last year, average farm gate paddy prices of all major paddy varieties have increased in the range of 1%-134% and the highest was reported for keeri samba paddy.

Dried Chilies

Wholesale

Price of imported dried chilies has decreased by 5% due to availability of sufficient stocks and the price ranged Rs.900.00-1000.00/kg.

Compared to the same period of last year, price of imported dried chilies has decreased by 27%.

Retail

Prices of imported dried chilies have decreased by Rs.19.00/kg and the price ranged Rs.1100.00-1400.00/kg.

Compared to the same period of last year, the retail prices of imported dried chilies have decreased by 26%.

Onion

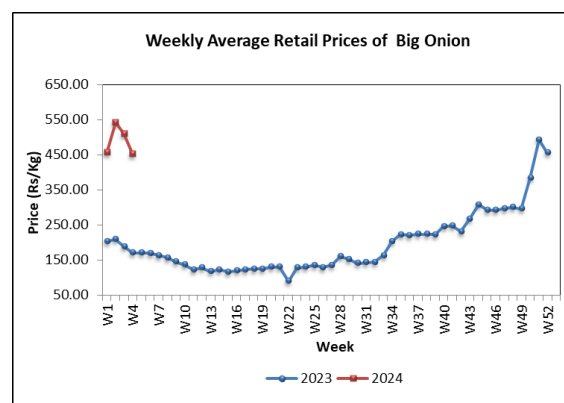
Wholesale

Price of imported red onion has increased by 3% due to availability of high quality stocks and the price ranged Rs.270.00-320.00/kg. Price of imported big onion has decreased by 7% due to availability of low quality stocks and the price ranged Rs.250.00-370.00/kg.

Compared to the same period of last year, price of imported red onion has decreased by 24% while price of imported big onion has increased by 145.14%.

Retail

The price of imported red onion have increased by Rs.4.00/kg and the price ranged Rs.400.00-600.00/kg. The price of imported big onion have decreased by Rs.59.00/kg and the price ranged Rs.400.00-500.00/kg.



Compared to the same period of last year, retail prices of imported red onion have decreased by 23% and imported big onion have increased by 165%.

Potato

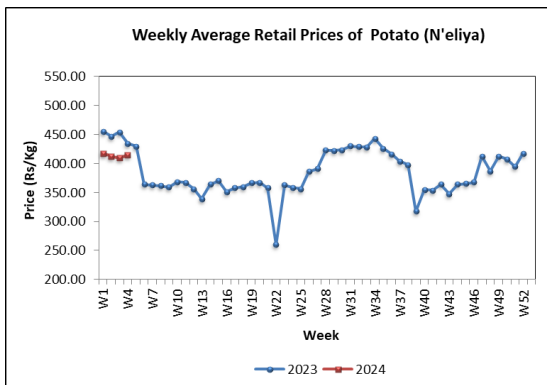
Wholesale

Price of Nuwara Eliya potato has decreased by 2% due to low quality stocks and the price ranged Rs.300.00-330.00/kg. Price of imported potato has increased by 18% due to availability of high quality stocks from Pakistan and India and the price ranged Rs.160.00-230.00/kg for imported stocks. Price ranged Rs.160.00-180.00/kg for Pakistan stocks and Rs.200.00-230.00/kg for Indian stocks.

Compared to same period of last year, price of Nuwara Eliya potato has decreased by 16% while price of imported potato has increased by 64%.

Retail

The prices of both Nuwara Eliya and imported potatoes have increased by Rs.6.00/kg and Rs.3.00/kg respectively and their prices ranged Rs.380.00-460.00/kg and Rs.180.00-200.00/kg respectively.



Compared to the same period of last year, the retail prices of Nuwara Eliya potato have decreased by 4% and imported potato have increased by 18%.

Pulses

Wholesale

Price of red cowpea has decreased by 1% and the price ranged Rs.850.00-980.00/kg. Prices of other pulses remained same. Price range of green gram and red dhal were Rs.950.00-1000.00/kg and Rs.290.00-300.00/kg. Also cowpea white was available in the market and the price ranged Rs.1050.00-1150.00/kg.

Compared to same period of last year, price of all pulses have decreased in the range of 5%-22% respectively.

Retail

Prices of green gram have increased by Rs.3.00/kg and both cowpea white and red dhal have increased by Rs.1.00/kg. Their prices ranged Rs.1100.00-1300.00/kg, Rs.1200.00-1300.00/kg and Rs.320.00-360.00/kg respectively. The price of cowpea red have decreased by Rs.1.00/kg and the price ranged Rs.1200.00-1300.00/kg.

Compared to the same period of last year, retail prices of all pulse varieties have decreased in the range of 11%-14%.

Vegetable

Wholesale

Prices of most of the up country vegetables have decreased and prices of most of the low country vegetables have increased.

Considering up country vegetables, except leeks prices of all other vegetables have decreased with the decreased consumer demand due to recorded highest price during the previous week. Accordingly, the highest price decrease was reported for carrot as 29% followed by cabbage and raddish by 18% and 10% respectively. Prices of knolkhol, beans and beet root have decreased in the range of 1%-5%. However, due to decreased supply from Nuwara Eliya area the price of leeks has increased by 16%.

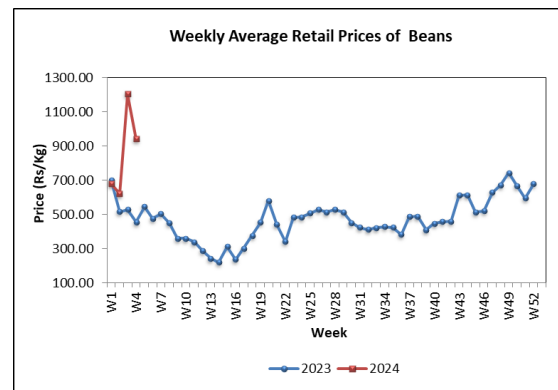
Prices of tomato has increased by 6% due to decreased supply from Sooriyawewa and the price of capsicum has increased by 13% due to decreased supply from Nuwara Eliya area.

Considering low country vegetables, most of the vegetables prices have increased with the decreased supply from Kandy area in the end of the harvesting season. The highest price increase was reported for snake gourd as 58%, following cucumber and luffa as 21% and 15% respectively. Except pumpkin, prices of all the other vegetables have increased in the range of 4%-7%. However, due to slight changes of

the market demand price of pumpkin has decreased by 2%. Due to decreased supply from Nochchiyagama area price of green chilies have increased by 19%.

Retail

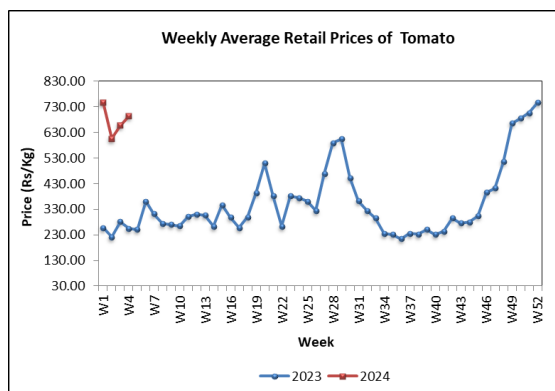
Prices of most of the vegetables have decreased in the retail market. Considering up country vegetables the highest price decrease was reported for carrot as Rs.475.00/kg followed by beans as Rs.263.00/kg. Prices of cabbage, knolkhol and raddish have decreased by Rs.126.00/kg, Rs.61.00/kg and Rs.24.00/kg respectively. However, prices of beetroot have increased by Rs.42.00/kg.



Prices of tomato and capsicum have increased by Rs.36.00/kg and Rs.216.00/kg respectively.

Considering low country varieties, the highest price decrease was reported for brinjal as Rs.107.00/kg. Prices of bitter gourd, cucumber and ladies fingers have decreased by Rs.33.00/kg, Rs.21.00/kg and

Rs.11.00/kg respectively. Prices of all other varieties have decreased in range of Rs.10.00-15.00/kg. However, price of snake gourd has increased by Rs.130.00/kg. Further, prices of green chillies and lime have decreased by Rs.81.00/kg and Rs.23.00/kg respectively.



Compared to the same period of last year, prices of most of varieties have increased and the highest price increase was reported for cabbage as 297% following carrot as 304% due to decreased supply.

Coconut

Wholesale

Prices of large and small nuts have decreased by 6% and 3% respectively. Price ranges were Rs.95.00-100.00 for a large nut and Rs.80.00-90.00 for a small nut.

Compared to the same period of last year, prices of large and small nuts have decreased by 1% and 5% respectively.

Retail

Price of both large and small nuts have increased by Rs.1.00/nut and Rs.2.00/nut respectively. Price ranges were Rs.110.00-120.00 for a large nut and Rs.90.00-100.00 for a small nut.

Compared to the same period of last year, prices of large and small nut have increased remained unchanged.

Fruits

Wholesale

Prices of most of the fruit varieties have increased due to limited supply.

The highest price increase was reported as 74% for karthakolomban mango with the end of the harvesting season. Prices of wood apple have increased by 25% while prices of passion fruit has increased by 5% with limited availability of stocks. Price of all sizes of pineapple have increased in the range of 8%-11%. In addition, prices of imported grapes have increased by 4% while prices of avocado have increased slightly by 1% as sufficient stocks were not available.

However, prices of orange have decreased by 26% with availability of low quality fruit stocks. Prices of all banana varieties have decreased in the range of 4%-23% with low demand and availability of low quality stocks. In addition, prices of slime apple and

papaw have decreased by 19% and 6% respectively with low demand. Prices of king coconut have decreased by 2%.

Compared to the same period of last year, price of most of the fruit varieties has increased while the highest price increase was reported for 117% for orange.

Retail

Prices of most of fruit varieties have decreased despite the increased wholesale prices. The highest price decrease of Rs.47.00/fruit was reported for orange due to availability of sufficient stocks in the market. The prices of seeni, ambul and kolikuttu banana have decreased in the range of Rs.7.00-20.00/kg due to low demand.

In addition, the price of karthakolomban has decreased by Rs.13.00/fruit. Moreover, the price of papaw has decreased by Rs.5.00/kg due to low demand. Further, the price of slime apple has decreased by Rs.3.00/fruit.

Meanwhile, the highest price increase of Rs.95.00/fruit was reported for large sized apple due to unavailability of sufficient stocks in the market. Prices of small and medium sized pineapple have increased by Rs.22.00/fruit and Rs.74.00/fruit respectively. Further, the price of imported grapes has increased by Rs.36.00/kg.

Moreover, the prices of avocado and wood apple have increased by Rs.16.00/fruit and Rs.14.00/fruit respectively. Further, the price of passion fruit has increased by Rs.11.00/fruit.

Compared to the same period of last year, price of most of the fruit varieties have increased and the highest price increase was reported for passion fruit as 134%.

Fresh Fish

Wholesale

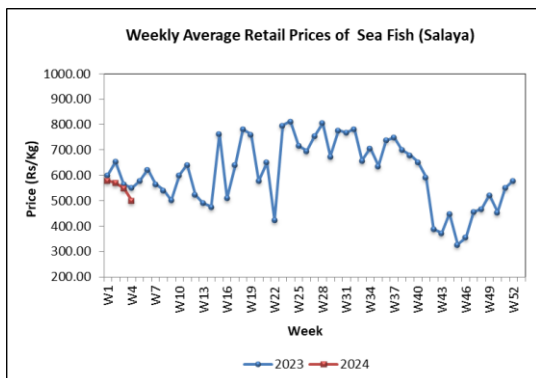
Wholesale prices of most of the fresh fish types have decreased due to increase in wholesale supply compared to demand. The highest price decrease of 20% was noted for balaya due to high supply from Beruwala, Galle and Mirissa areas and the price ranged between Rs.500.00-700.00/kg. A price decrease of 17% and 16% was noted for salaya and hurulla due to high supply from Kalpitiya, Mullaitivu, Trincomalee and Mannar areas and their prices ranged between Rs.180.00-300.00/kg and Rs.400.00-500.00/kg respectively. Likewise, a price decrease of 10% was noted for paraw due to high supply from Northern areas and the price ranged between Rs.950.00-1350.00/kg. Also the wholesale prices of shrimps, thora and kelawalla have decreased by 2%-5% respectively.

However, a price increase of 11% was noted for mora due to low supply from Valachhenai, Mullaitivu and Kalmunai areas and the price ranged between Rs.950.00-1100.00/kg. In addition, price of thalapath has increased by 5%.

Compared to the same period of last year, wholesale prices of most of the fresh fish types have decreased in the range of 2%-43% and the highest price decrease was reported for Hurulla.

Retail

Prices of all types of fresh fish except thalapath have further decreased in line with decreased wholesale prices due to increased supply. The highest price decrease of Rs.318.00/kg was reported for balaya. Prices of thora and paraw have decreased by Rs.186.00/kg and Rs.116.00/kg respectively. The remaining types have decreased in the range of Rs.28.00-58.00/kg.



However, price of thalapath has increased by Rs.19.00/kg due to limited supply.

Compared to the same period of last year, prices of most types of fresh fish have decreased in the range of 3%-30% and the highest price decrease was reported for balaya.

Dried Fish

Wholesale

Due to decrease of local dried fish supply, prices of most of the local and imported dried fish types have increased. The highest price increase of 8% was noted for local sprats due to low supply from Trincomalee, Mannar, Mullaitivu and Negombo areas and the price ranged Rs.1450.00-1750.00/kg. Likewise, a price increase of 3% was noted for imported kattawa due to low supply from Oman, Pakistan and Indonesia and the price ranged between Rs.1250.00-1450.00/kg. Also, the wholesale prices of imported anguluwa, local mora and local balaya have increased by 1%-2% respectively.

However, a price decrease of 4% was noted for local maduwa due to high supply from Jaffna and Negombo areas and the price ranged between Rs.1350.00-1450.00/kg. In addition, price of local salaya has decreased by 1%.

Compared to the same period of last year, prices of most of the dried fish types have increased in the range of 8%-24% and the highest price increase was reported for local sprats.

Retail

In line with increased wholesale prices, retail prices of most types of dried fish have also increased due to insufficient stocks in the market. The highest price increase of Rs.160.00/kg was reported for anguluwa and Rs.133.00/kg for salaya. Prices of kattawa, balaya and imported sprats have increased by Rs.19.00/kg, Rs.14.00/kg and Rs.4.00/kg respectively.

However, prices of local sprats and mora have decreased by Rs.94.00/kg and Rs.62.00/kg respectively as a result of low demand due to high prices.

Compared to the same period of last year, prices of most types of dried fish have decreased in the range of 1%-13% and the highest price decrease was reported for kattawa.

Eggs

Wholesale

The prices of both brown and white eggs have increased by 5% and 6% respectively and their prices ranged between Rs.51.00-56.00/egg and Rs.49.00-54.00/egg respectively.

Compared to the same period of last year, prices of both brown and white eggs have increased by 5% and 7% respectively.

Retail

Prices of both brown and white eggs have increased by Rs.1.00/egg and Rs.3.00/egg respectively due to increased farm gate price. Price range was Rs.53.00-57.00/egg for brown eggs and the average price of a white egg was Rs.53.00.

Compared to the same period of last year, prices of both brown and white eggs have increased by 12% and 11% respectively.

Meat

Retail

Prices of skinless curry chicken and mutton have increased by Rs.125.00/kg and Rs.100.00/kg respectively due to limited supply and increased farm gate prices.

However, prices of beef and skinless broiler chicken have decreased by Rs.50.00/kg and Rs.38.00/kg due to low demand. Price of pork have not changed significantly.

Compared to the same period of last year, prices of most types of meat have increased in the range of 1%-17% with the highest price increase being reported for beef.

EXPLANATORY NOTE

The Food Commodities Bulletin is a weekly publication containing information relating to wholesale and retail prices of selected food commodities in nine selected markets in and around Colombo and main markets in the major producing areas.

The information is analyzed and presented as prevailing prices, price ranges, averages, and a comparison of weekly prices. The changes in prices reported are always with price prevailed during the previous week unless otherwise stated.

The frequency of collection of wholesale price information is twice a week (i.e. Tuesday and Friday) while with retail prices, it is thrice a week (i.e. Friday, Monday, and Tuesday).

Table 01: Selected Markets: Wholesale Price of Rice (Rs/50kg bag)

Week 04: 19 - 25 January 2024

LOCATIONS	Rice Varieties													
	Samba 1		Samba 2		Keeri Samba		Nadu 1		Nadu 2		Raw Red		Raw White	
Colombo	12000	12250	11750	11900	17000	17500	10250	10750	10000	10400	8750	9250	10000	10500
Divulapitiya	12000	13100	11400	11750	16500	16650	10500	10800	9750	10300	8700	9300	9250	9800
Kurunegala	12200	12200	11500	11500	16500	16500	10600	10750	9800	10000	9250	9250	9600	9750
Nikaweratiya	12500	12500	11250	11500	17000	18000	10650	10750	9750	9750	9250	9750	9500	9500
Badulla	-	-	-	-	-	-	10500	10750	-	-	8000	9000	10000	10000
Puttalam	-	-	11250	11500	-	-	10700	10850	9900	10250	10000	10250	10000	10250
Dambulla	12500	12600	11750	11900	-	-	10750	10800	10000	10250	9750	10000	9750	10000
Anuradhapura	12000	12000	11500	11500	16500	17500	10750	10900	-	-	10000	10250	10000	10250
Tambuttegama	-	-	11400	11450	-	-	-	-	10000	10300	-	-	9700	9850
Polonnaruwa	12350	12600	11850	11900	-	-	10700	10750	9700	9750	10200	10250	9700	9750
Kalutara	-	-	11800	11900	-	-	-	-	10300	10400	9000	9250	10250	10400
Ampara	-	-	11500	11500	-	-	10900	11000	-	-	8750	8750	9250	9250
Kandy	11900	12100	11500	11600	16700	16750	10500	10750	10200	10300	8750	9250	10000	10200
Moneragala	-	-	11500	11750	17000	17500	10700	10850	-	-	8750	9250	9250	9750
Kegalle	-	-	-	-	-	-	-	-	-	-	-	-	-	-
Dehiattakandiya	12750	12750	-	-	17750	17750	10750	10900	10250	10250	10250	10250	9750	10250
Hambantota	12000	12000	11750	11750	-	-	-	-	-	-	8000	8500	9750	10250
Matara	-	-	-	-	-	-	10600	10900	-	-	8250	8500	10000	10250
Galle	-	-	-	-	-	-	10750	10900	-	-	8250	8750	9500	10400
Meegoda	12000	12000	11500	11500	-	-	-	-	10000	10400	8500	8750	9500	10000
Tissamaharama	12000	12250	11500	11750	16750	17750	10750	11000	-	-	7750	8250	9750	10250
Embilipitiya	-	-	11400	11450	-	-	10500	10600	9950	10050	7900	8100	9650	9750
Jaffna	12000	12250	-	-	17250	17800	10500	10750	9750	10250	8500	8700	10000	10250
Vavuniya	-	-	-	-	-	-	10500	10700	-	-	8750	8900	9900	10200
Mannar	12000	12250	-	-	17750	18000	10500	10750	10100	10250	9000	9250	10000	10250
Killinochchi	11900	12100	-	-	17750	18000	10500	10750	9700	9750	8700	8800	10000	10500
Mullattivu	-	-	-	-	-	-	-	-	-	-	-	-	-	-
Batticaloa	11900	12100	-	-	17150	17250	10600	10700	10000	10150	8700	8900	10400	10500
Trincomalee	-	-	-	-	-	-	-	-	-	-	-	-	-	-
Galenbindunuwew	11800	11800	11500	11500	17000	17000	10750	10850	10400	10500	10250	10250	9750	10250
Matale	12250	12500	11750	11900	-	-	10500	10750	9750	10250	9000	9500	9500	10000

Table 02: Selected Markets: Retail Price of Rice (Rs/kg)

Week 04: 19 - 25 January 2024

LOCATIONS	Rice Varieties													
	Samba 1		Samba 2		Keeri Samba		Nadu 1		Nadu 2		Raw Red		Raw White	
Colombo	230.00	260.00	-	-	360.00	370.00	220.00	230.00	-	-	190.00	220.00	210.00	220.00
Gampaha	250.00	270.00	240.00	240.00	330.00	350.00	220.00	220.00	215.00	220.00	200.00	200.00	210.00	210.00
Kurunegala	260.00	260.00	230.00	240.00	340.00	340.00	220.00	220.00	-	-	200.00	200.00	210.00	210.00
Nikaweratiya	270.00	270.00	230.00	230.00	370.00	370.00	220.00	220.00	205.00	215.00	205.00	220.00	205.00	210.00
Dambulla	255.00	260.00	240.00	242.00	350.00	360.00	218.00	220.00	208.00	210.00	205.00	210.00	200.00	205.00
Anuradhapura	235.00	245.00	-	-	340.00	360.00	220.00	220.00	-	-	210.00	210.00	210.00	210.00
Thambuththegama	255.00	260.00	230.00	235.00	340.00	360.00	220.00	220.00	212.00	220.00	210.00	215.00	205.00	210.00
Polonnaruwa	250.00	255.00	240.00	242.00	350.00	360.00	218.00	220.00	195.00	200.00	210.00	210.00	195.00	200.00
Kaluthara	242.00	250.00	-	-	-	-	-	-	220.00	225.00	200.00	208.00	210.00	215.00
Badulla	-	-	230.00	230.00	-	-	-	-	220.00	220.00	180.00	190.00	200.00	210.00
Keppetipola	250.00	255.00	240.00	245.00	-	-	217.00	220.00	208.00	212.00	178.00	185.00	200.00	205.00
Moneragala	235.00	245.00	-	-	350.00	360.00	220.00	220.00	-	-	180.00	190.00	190.00	200.00
Kegalle	265.00	270.00	-	-	365.00	370.00	220.00	220.00	210.00	215.00	210.00	220.00	210.00	220.00
Ampara	270.00	270.00	230.00	230.00	370.00	370.00	220.00	220.00	218.00	220.00	180.00	195.00	195.00	210.00
Dehiattakandiya	255.00	260.00	-	-	340.00	360.00	220.00	220.00	210.00	210.00	210.00	210.00	200.00	210.00
Nuwaraeliya	255.00	260.00	240.00	250.00	350.00	360.00	218.00	220.00	210.00	214.00	185.00	188.00	206.00	210.00
Kandy	260.00	265.00	230.00	235.00	340.00	350.00	220.00	220.00	205.00	215.00	195.00	200.00	205.00	215.00
Puttalam	245.00	250.00	230.00	235.00	-	-	220.00	220.00	205.00	210.00	205.00	210.00	205.00	212.00
Hambantota	240.00	250.00	-	-	-	-	-	-	-	-	165.00	175.00	205.00	210.00
Rathnapura	260.00	265.00	-	-	350.00	370.00	215.00	225.00	210.00	215.00	175.00	185.00	205.00	210.00
Matara	250.00	260.00	-	-	360.00	370.00	220.00	230.00	-	-	170.00	178.00	205.00	210.00
Galle	270.00	270.00	-	-	-	-	220.00	220.00	-	-	175.00	185.00	208.00	210.00
Tissamaharama	230.00	250.00	-	-	340.00	360.00	220.00	230.00	-	-	155.00	170.00	200.00	210.00
Meegoda (DEC)	230.00	250.00	-	-	-	-	205.00	220.00	-	-	180.00	190.00	205.00	210.00
Embilipitiya	230.00	250.00	-	-	-	-	215.00	220.00	205.00	210.00	165.00	170.00	195.00	210.00
Jaffna	250.00	255.00	-	-	360.00	365.00	220.00	225.00	210.00	215.00	180.00	190.00	210.00	215.00
Vavuniya	-	-	-	-	-	-	218.00	224.00	-	-	180.00	185.00	210.00	214.00
Mannar	248.00	255.00	-	-	365.00	370.00	220.00	230.00	210.00	215.00	190.00	200.00	210.00	220.00
Killinochchi	245.00	250.00	-	-	365.00	370.00	220.00	225.00	200.00	210.00	180.00	185.00	220.00	220.00
Mullaittivu	-	-	-	-	-	-	-	-	-	-	-	-	-	-
Batticaloa	245.00	250.00	-	-	355.00	358.00	218.00	220.00	205.00	208.00	180.00	185.00	218.00	220.00
Trincomalee	245.00	250.00	-	-	340.00	350.00	215.00	220.00	200.00	205.00	180.00	190.00	215.00	220.00
Hanguranketha	-	-	230.00	243.00	-	-	218.00	220.00	203.00	215.00	177.00	190.00	198.00	212.00
Veyangoda	250.00	260.00	230.00	240.00	330.00	330.00	220.00	220.00	210.00	210.00	190.00	190.00	190.00	200.00
Galenbindunuwewa	235.00	240.00	-	-	350.00	350.00	220.00	220.00	215.00	215.00	210.00	210.00	205.00	210.00
Bandarawela	-	-	235.00	240.00	350.00	360.00	-	-	215.00	220.00	185.00	195.00	200.00	210.00
Matale	250.00	260.00	235.00	245.00	350.00	360.00	215.00	220.00	200.00	210.00	195.00	200.00	200.00	210.00

Table 04: Selected Markets: Wholesale Price of Subsidiary Food (Rs/50kg)

Week 04: 19 - 25 January 2024

LOCATION	Dried Chillies	Red Onion		Big Onion	Potato			Pulses		
	Imported	Imported	Local		Imported	Welimada	Nuwara Eliya	Green Gram	Cowpea	Red Dhal
Colombo	45000 - 50000	13500 - 16000	-	12500 - 18500	8000 - 11500	-	15000 - 16500	47500 - 50000	52500 - 57500	14500 - 15000
Kurunegala	47500 - 48000	17000 - 18500	-	17500 - 19000	8250 - 9000	-	-	50000 - 52500	50000 - 55000	14750 - 15000
Nikaweratiya	46000 - 51250	15500 - 16250	-	18000 - 19000	8750 - 9250	-	-	42500 - 48750	50000 - 51500	14750 - 15500
Dehiattakandiya	50000 - 55000	19000 - 20000	-	19000 - 21500	9000 - 10000	-	-	-	-	14500 - 16000
Dambulla (DEC)	44000 - 45000	15000 - 16000	-	15000 - 18500	8500 - 9000	-	17000 - 17500	48750 - 50000	51500 - 52500	14750 - 15000
Anuradhapura	55000 - 57500	17500 - 22500	-	18250 - 21500	8000 - 10000	-	-	50000 - 55000	55000 - 56000	15000 - 15500
Thambuththegama	50000 - 55000	15500 - 18000	-	17500 - 18500	9000 - 9500	-	16500 - 17000	-	-	14900 - 15250
Polonnaruwa	57000 - 59000	17000 - 20000	-	20000 - 21000	10000 - 10250	-	19500 - 20500	48000 - 52000	50000 - 50000	15500 - 16250
Kaluthara	47500 - 49000	16500 - 17000	-	18000 - 18250	8000 - 8400	-	15250 - 15750	49000 - 50000	55000 - 59000	14750 - 15000
Puttalam	45000 - 50000	-	15000 - 17500	18250 - 19000	8000 - 9000	-	-	42500 - 45000	-	15250 - 15600
Kandy	50000 - 51000	14000 - 16000	-	17500 - 18000	9000 - 9250	-	17000 - 17500	47500 - 50000	52500 - 55000	14750 - 15250
Matara	52500 - 55000	17000 - 18500	-	18500 - 19000	8250 - 9000	-	-	49000 - 52500	49000 - 54000	15250 - 15750
Hambantota	51000 - 56000	16500 - 18000	-	18000 - 19000	8000 - 9000	-	-	45000 - 50000	45000 - 55000	14750 - 15250
Kegalle	45000 - 50000	16500 - 17500	-	17500 - 18000	8350 - 8500	-	16500 - 17500	46250 - 47500	50000 - 54000	15400 - 16000
Galle	50000 - 57500	22500 - 24000	-	20500 - 21000	8000 - 8500	-	-	50000 - 52500	50000 - 54000	14750 - 15250
Tissamaharama	50000 - 52500	17000 - 18250	-	18000 - 18750	8000 - 8500	-	-	45000 - 47500	50000 - 55000	15000 - 15750
Meegoda (DEC)	46000 - 52500	15000 - 15000	-	17750 - 18500	8250 - 8500	-	17000 - 17500	50000 - 52500	55000 - 55000	14750 - 15000
Jaffna	50000 - 52500	-	17000 - 18000	17000 - 17500	8500 - 9000	-	-	46000 - 47000	54500 - 55000	14750 - 15000
Vavuniya	57500 - 59000	16500 - 18500	-	18500 - 19500	-	-	-	42000 - 44000	-	15200 - 15400
Mannar	46000 - 47000	17500 - 18000	-	16000 - 20000	9000 - 9500	-	-	54000 - 55000	-	15300 - 15500
Killinochchi	50000 - 52000	17500 - 20000	-	19000 - 21000	9000 - 10000	-	-	47000 - 48000	-	15000 - 15500
Mullattivu	-	-	-	-	-	-	-	-	-	-
Batticaloa	52000 - 53000	20000 - 20500	-	19500 - 21000	10750 - 11000	-	19500 - 20000	50000 - 51500	52250 - 53250	15250 - 15750
Trincomalee	-	-	-	-	-	-	-	-	-	-
Galenbindunuwewa	50000 - 56000	19000 - 22000	-	19500 - 21000	8750 - 9500	-	-	50000 - 55000	52000 - 52500	14750 - 16500
Matale	45000 - 50000	17000 - 18000	-	18000 - 18500	8750 - 9000	-	-	47500 - 50000	50000 - 52500	14750 - 15000

Table 05: Selected Markets: Retail Price of Subsidiary Food Crops (Rs/kg)

Week 04: 19 - 25 January 2024

LOCATIONS	Dried Chillies	Red Onion		Big Onion	Potato			Pulses		
	Imported	Imported	Local		Imported	Welimada	Nuwara Eliya	Green Gram	Cowpea	Red Dhal
Colombo	1100.00 - 1400.00	400.00 - 600.00	-	400.00 - 500.00	180.00 - 200.00	-	380.00 - 460.00	1100.00 - 1300.00	1200.00 - 1300.00	320.00 - 360.00
Gampaha	1180.00 - 1300.00	480.00 - 600.00	-	480.00 - 500.00	180.00 - 250.00	-	480.00 - 480.00	1200.00 - 1280.00	1200.00 - 1360.00	340.00 - 360.00
Kurunegala	1200.00 - 1300.00	480.00 - 600.00	-	440.00 - 480.00	200.00 - 240.00	-	420.00 - 480.00	1200.00 - 1300.00	1200.00 - 1200.00	340.00 - 360.00
Nikaweratiya	1100.00 - 1280.00	420.00 - 480.00	-	400.00 - 420.00	180.00 - 220.00	-	-	1000.00 - 1100.00	1000.00 - 1300.00	320.00 - 340.00
Dambulla	1100.00 - 1150.00	380.00 - 420.00	-	380.00 - 400.00	180.00 - 200.00	-	400.00 - 440.00	1100.00 - 1150.00	1200.00 - 1280.00	310.00 - 320.00
Anuradhapura	1200.00 - 1300.00	400.00 - 600.00	-	400.00 - 480.00	180.00 - 240.00	-	-	1100.00 - 1200.00	1200.00 - 1300.00	320.00 - 340.00
Thambuththegama	1150.00 - 1250.00	600.00 - 640.00	-	380.00 - 450.00	180.00 - 220.00	-	-	950.00 - 1000.00	-	309.00 - 330.00
Polonnaruwa	1200.00 - 1260.00	400.00 - 440.00	-	440.00 - 460.00	190.00 - 210.00	-	400.00 - 420.00	1000.00 - 1100.00	1200.00 - 1300.00	320.00 - 340.00
Kaluthara	1100.00 - 1150.00	500.00 - 540.00	-	420.00 - 440.00	200.00 - 220.00	-	400.00 - 420.00	1150.00 - 1200.00	1200.00 - 1280.00	315.00 - 320.00
Badulla	1200.00 - 1300.00	500.00 - 600.00	-	450.00 - 500.00	210.00 - 220.00	300.00 - 300.00	-	1200.00 - 1200.00	-	320.00 - 340.00
Keppetipola	1200.00 - 1250.00	400.00 - 440.00	-	380.00 - 420.00	180.00 - 200.00	340.00 - 350.00	-	1150.00 - 1180.00	1150.00 - 1200.00	310.00 - 320.00
Moneragala	1100.00 - 1200.00	420.00 - 500.00	-	400.00 - 480.00	200.00 - 240.00	-	380.00 - 400.00	1000.00 - 1100.00	1100.00 - 1100.00	320.00 - 340.00
Kegalle	1100.00 - 1200.00	400.00 - 450.00	-	400.00 - 420.00	180.00 - 220.00	-	380.00 - 400.00	975.00 - 1100.00	1100.00 - 1240.00	320.00 - 380.00
Ampara	1100.00 - 1200.00	400.00 - 460.00	-	400.00 - 460.00	200.00 - 220.00	-	440.00 - 440.00	975.00 - 1120.00	1000.00 - 1120.00	310.00 - 315.00
Dehiattakandiya	1100.00 - 1300.00	400.00 - 500.00	-	400.00 - 450.00	200.00 - 220.00	-	-	950.00 - 950.00	-	310.00 - 340.00
Nuwaraeliya	1280.00 - 1320.00	400.00 - 430.00	-	400.00 - 440.00	180.00 - 200.00	-	350.00 - 380.00	1180.00 - 1200.00	1200.00 - 1250.00	308.00 - 320.00
Kandy	1160.00 - 1200.00	500.00 - 520.00	-	480.00 - 520.00	220.00 - 240.00	-	440.00 - 460.00	1100.00 - 1200.00	1180.00 - 1200.00	340.00 - 350.00
Puttalam	1100.00 - 1200.00	-	480.00 - 560.00	400.00 - 480.00	200.00 - 240.00	-	-	950.00 - 1100.00	1000.00 - 1200.00	315.00 - 320.00
Rathnapura	1100.00 - 1300.00	440.00 - 560.00	-	440.00 - 480.00	200.00 - 240.00	-	-	1100.00 - 1200.00	1140.00 - 1200.00	320.00 - 330.00
Hambantota	1100.00 - 1200.00	400.00 - 440.00	-	420.00 - 450.00	190.00 - 210.00	-	-	1000.00 - 1200.00	1100.00 - 1200.00	320.00 - 340.00
Matara	1100.00 - 1300.00	400.00 - 450.00	-	400.00 - 440.00	190.00 - 220.00	-	400.00 - 440.00	1000.00 - 1200.00	1000.00 - 1200.00	320.00 - 340.00
Galle	1100.00 - 1250.00	480.00 - 580.00	-	400.00 - 450.00	190.00 - 200.00	-	400.00 - 420.00	1100.00 - 1200.00	1100.00 - 1300.00	315.00 - 320.00
Tissamaharama	1100.00 - 1200.00	380.00 - 440.00	-	380.00 - 420.00	180.00 - 200.00	-	-	1000.00 - 1100.00	1100.00 - 1200.00	310.00 - 330.00
Meegoda (DEC)	1100.00 - 1150.00	-	-	380.00 - 400.00	180.00 - 220.00	-	400.00 - 420.00	1000.00 - 1250.00	1200.00 - 1300.00	310.00 - 330.00
Embilipitiya	1150.00 - 1250.00	400.00 - 480.00	-	400.00 - 480.00	180.00 - 240.00	-	-	1000.00 - 1200.00	1000.00 - 1100.00	310.00 - 370.00
Jaffna	1150.00 - 1200.00	-	380.00 - 420.00	380.00 - 400.00	200.00 - 220.00	-	-	960.00 - 990.00	1150.00 - 1200.00	310.00 - 320.00
Vavuniya	1350.00 - 1450.00	-	-	420.00 - 450.00	230.00 - 250.00	-	-	950.00 - 1050.00	-	320.00 - 324.00
Mannar	1100.00 - 1200.00	450.00 - 480.00	-	400.00 - 450.00	200.00 - 240.00	-	-	1150.00 - 1250.00	-	320.00 - 350.00
Killinochchi	1100.00 - 1140.00	440.00 - 460.00	-	440.00 - 460.00	220.00 - 230.00	-	-	980.00 - 1020.00	-	320.00 - 330.00
Mullaittivu	-	-	-	-	-	-	-	-	-	-
Batticaloa	1100.00 - 1150.00	440.00 - 600.00	-	440.00 - 480.00	240.00 - 260.00	-	450.00 - 480.00	1060.00 - 1100.00	1100.00 - 1140.00	325.00 - 330.00
Trincomalee	1180.00 - 1200.00	420.00 - 460.00	-	400.00 - 460.00	220.00 - 250.00	-	-	1160.00 - 1200.00	-	310.00 - 320.00
Hanguranketha	1080.00 - 1250.00	400.00 - 450.00	-	400.00 - 460.00	190.00 - 220.00	-	350.00 - 360.00	1050.00 - 1200.00	1150.00 - 1200.00	309.00 - 320.00
Veyangoda	1100.00 - 1200.00	400.00 - 480.00	-	440.00 - 480.00	200.00 - 240.00	-	480.00 - 480.00	1000.00 - 1200.00	1200.00 - 1400.00	320.00 - 320.00
Galenbindunuwewa	1100.00 - 1150.00	400.00 - 490.00	-	420.00 - 460.00	180.00 - 200.00	-	-	1100.00 - 1200.00	1100.00 - 1300.00	310.00 - 340.00
Bandarawela	1200.00 - 1300.00	480.00 - 520.00	-	460.00 - 480.00	220.00 - 240.00	320.00 - 340.00	-	1100.00 - 1200.00	1250.00 - 1300.00	320.00 - 340.00
Matale	1100.00 - 1200.00	380.00 - 420.00	-	400.00 - 440.00	190.00 - 210.00	-	-	1000.00 - 1200.00	1100.00 - 1200.00	310.00 - 320.00

Table 06: Selected Markets: Wholesale Price of Vegetables(Rs/kg)

Week 04: 19 - 25 January 2024

Locations	Butter Beans	Green Beans	Carrot	Leeks	Beetroot	Knolkhol
Colombo	-	650.00 - 750.00	800.00 - 1200.00	350.00 - 400.00	400.00 - 600.00	200.00 - 350.00
Meegoda (DEC)	-	730.00 - 750.00	1000.00 - 1500.00	480.00 - 520.00	550.00 - 600.00	350.00 - 370.00
Dambulla (DEC)	-	650.00 - 750.00	700.00 - 1100.00	360.00 - 420.00	500.00 - 600.00	280.00 - 320.00
Keppetipola (DEC)	-	650.00 - 700.00	900.00 - 1000.00	450.00 - 500.00	500.00 - 600.00	250.00 - 300.00
Norochchole (DEC)	-	-	-	-	500.00 - 700.00	-
Nuwara Eliya	-	700.00 - 750.00	1100.00 - 1180.00	450.00 - 460.00	600.00 - 650.00	300.00 - 320.00
Kandy	-	600.00 - 650.00	1000.00 - 1100.00	350.00 - 370.00	550.00 - 580.00	250.00 - 300.00
Hambantota	-	800.00 - 900.00	800.00 - 1200.00	400.00 - 480.00	600.00 - 680.00	-
Thambuththegama (DEC)	-	500.00 - 600.00	1100.00 - 1200.00	370.00 - 400.00	600.00 - 620.00	-
Jaffna	-	540.00 - 560.00	1620.00 - 1660.00	570.00 - 580.00	540.00 - 560.00	-
Bandarawela	-	600.00 - 700.00	600.00 - 650.00	350.00 - 400.00	400.00 - 500.00	250.00 - 300.00
Veyangoda	-	750.00 - 800.00	850.00 - 1000.00	450.00 - 500.00	600.00 - 650.00	350.00 - 370.00

Locations	Raddish	Cabbage	Tomato	Ladies Fingers	Brinjal	Capsicum
Colombo	120.00 - 150.00	400.00 - 500.00	350.00 - 550.00	300.00 - 350.00	450.00 - 600.00	600.00 - 900.00
Meegoda (DEC)	180.00 - 200.00	430.00 - 580.00	550.00 - 620.00	290.00 - 330.00	500.00 - 550.00	900.00 - 950.00
Moneragala	180.00 - 220.00	400.00 - 600.00	430.00 - 500.00	300.00 - 350.00	450.00 - 480.00	650.00 - 800.00
Dambulla (DEC)	80.00 - 120.00	450.00 - 480.00	520.00 - 550.00	300.00 - 350.00	450.00 - 500.00	700.00 - 850.00
Keppetipola (DEC)	100.00 - 130.00	400.00 - 450.00	500.00 - 550.00	300.00 - 320.00	450.00 - 500.00	800.00 - 900.00
Norochchole (DEC)	50.00 - 100.00	400.00 - 450.00	-	280.00 - 320.00	350.00 - 450.00	600.00 - 700.00
Nuwara Eliya	160.00 - 180.00	460.00 - 520.00	520.00 - 550.00	330.00 - 340.00	500.00 - 520.00	860.00 - 900.00
Kandy	100.00 - 130.00	400.00 - 450.00	450.00 - 500.00	340.00 - 360.00	550.00 - 600.00	700.00 - 750.00
Hambantota	200.00 - 240.00	450.00 - 540.00	350.00 - 400.00	250.00 - 300.00	400.00 - 450.00	760.00 - 850.00
Thambuththegama (DEC)	70.00 - 110.00	400.00 - 430.00	500.00 - 550.00	310.00 - 350.00	350.00 - 420.00	850.00 - #####
Tissamaharama	200.00 - 250.00	650.00 - 720.00	400.00 - 420.00	250.00 - 320.00	350.00 - 400.00	800.00 - 900.00
Jaffna	145.00 - 165.00	540.00 - 560.00	540.00 - 560.00	340.00 - 360.00	640.00 - 660.00	840.00 - 860.00
Bandarawela	120.00 - 140.00	400.00 - 500.00	460.00 - 500.00	-	450.00 - 480.00	700.00 - 800.00
Veyangoda	120.00 - 160.00	500.00 - 580.00	550.00 - 600.00	350.00 - 380.00	450.00 - 530.00	950.00 - #####

Locations	Pumpkin	Cucumber	Bitter Gourd	Snake Gourd	Drumstick	Luffa
Colombo	120.00 - 140.00	70.00 - 100.00	350.00 - 400.00	350.00 - 400.00	-	350.00 - 400.00
Meegoda (DEC)	140.00 - 160.00	50.00 - 60.00	400.00 - 450.00	300.00 - 320.00	-	350.00 - 400.00
Moneragala	150.00 - 180.00	170.00 - 190.00	450.00 - 500.00	380.00 - 400.00	-	450.00 - 500.00
Dambulla (DEC)	100.00 - 120.00	60.00 - 70.00	380.00 - 430.00	200.00 - 230.00	-	300.00 - 350.00
Keppetipola (DEC)	130.00 - 140.00	100.00 - 130.00	330.00 - 350.00	230.00 - 250.00	-	320.00 - 340.00
Norochchole (DEC)	100.00 - 130.00	50.00 - 70.00	-	180.00 - 240.00	-	-
Nuwara Eliya	150.00 - 160.00	130.00 - 140.00	350.00 - 360.00	260.00 - 270.00	-	340.00 - 360.00
Kandy	100.00 - 120.00	60.00 - 80.00	300.00 - 320.00	240.00 - 250.00	-	300.00 - 330.00
Hambantota	150.00 - 180.00	110.00 - 150.00	400.00 - 480.00	300.00 - 380.00	-	400.00 - 450.00
Thambuththegama (DEC)	80.00 - 130.00	50.00 - 70.00	320.00 - 360.00	220.00 - 240.00	-	270.00 - 320.00
Tissamaharama	130.00 - 150.00	100.00 - 120.00	400.00 - 500.00	300.00 - 380.00	-	300.00 - 380.00
Jaffna	85.00 - 100.00	80.00 - 90.00	540.00 - 560.00	220.00 - 240.00	-	-
Bandarawela	120.00 - 140.00	100.00 - 120.00	-	-	-	-
Veyangoda	140.00 - 150.00	60.00 - 90.00	420.00 - 450.00	260.00 - 300.00	-	380.00 - 430.00

Table 06 (Contd.)

	Long Beans	Ash Plantain	Green Chillies	Lime	Sweet Potatoe	Manioc
Colombo	300.00 - 350.00	250.00 - 320.00	800.00 - 1000.00	150.00 - 200.00	100.00 - 200.00	80.00 - 130.00
Meegoda (DEC)	230.00 - 300.00	280.00 - 300.00	750.00 - 900.00	150.00 - 180.00	140.00 - 150.00	120.00 - 130.00
Moneragala	350.00 - 400.00	160.00 - 170.00	800.00 - 1000.00	200.00 - 250.00	160.00 - 180.00	80.00 - 100.00
Dambulla (DEC)	250.00 - 300.00	280.00 - 290.00	750.00 - 800.00	110.00 - 130.00	150.00 - 170.00	75.00 - 90.00
Keppetipola (DEC)	250.00 - 260.00	260.00 - 280.00	700.00 - 800.00	100.00 - 130.00	140.00 - 150.00	100.00 - 120.00
Norochchole (DEC)	200.00 - 250.00	200.00 - 220.00	700.00 - 800.00	130.00 - 150.00	90.00 - 90.00	120.00 - 140.00
Nuwara Eliya	260.00 - 280.00	280.00 - 300.00	800.00 - 900.00	130.00 - 150.00	170.00 - 190.00	140.00 - 160.00
Kandy	300.00 - 330.00	250.00 - 280.00	700.00 - 750.00	130.00 - 150.00	160.00 - 180.00	80.00 - 100.00
Hambantota	200.00 - 250.00	150.00 - 200.00	900.00 - 1000.00	150.00 - 200.00	150.00 - 180.00	140.00 - 160.00
Thambuththegama (DEC)	270.00 - 300.00	220.00 - 250.00	650.00 - 800.00	90.00 - 130.00	170.00 - 200.00	80.00 - 110.00
Tissamaharama	200.00 - 250.00	180.00 - 200.00	850.00 - 900.00	100.00 - 150.00	200.00 - 220.00	100.00 - 150.00
Jaffna	840.00 - 860.00	200.00 - 220.00	750.00 - 760.00	200.00 - 220.00	-	70.00 - 90.00
Bandarawela	-	-	700.00 - 750.00	-	160.00 - 180.00	100.00 - 120.00
Veyangoda	300.00 - 350.00	290.00 - 320.00	850.00 - 950.00	140.00 - 180.00	180.00 - 190.00	120.00 - 130.00

Locations	Leafy Vegetables (Rs/bundle)			Coconut (Rs/nut)	
	Mukunuwenna	Kankun	Gotukola	Large	Small
Colombo	40.00 - 50.00	40.00 - 50.00	280.00 - 320.00	95.00 - 100.00	80.00 - 90.00
Meegoda (DEC)	80.00 - 90.00	80.00 - 90.00	270.00 - 270.00	105.00 - 110.00	85.00 - 90.00
Norochchole (DEC)	50.00 - 60.00	50.00 - 60.00	120.00 - 130.00	80.00 - 90.00	70.00 - 75.00
Nuwara Eliya	-	-	-	-	-
Dambulla (DEC)	30.00 - 35.00	30.00 - 35.00	125.00 - 130.00	80.00 - 85.00	65.00 - 72.00
Kandy	50.00 - 55.00	50.00 - 60.00	250.00 - 260.00	88.00 - 92.00	70.00 - 73.00
Hambantota	50.00 - 60.00	50.00 - 60.00	180.00 - 200.00	-	-
Thambuththegama (DEC)	30.00 - 40.00	30.00 - 40.00	-	80.00 - 85.00	75.00 - 78.00
Tissamaharama	50.00 - 60.00	50.00 - 60.00	210.00 - 240.00	90.00 - 105.00	65.00 - 80.00
Jaffna	80.00 - 100.00	35.00 - 42.00	180.00 - 190.00	78.00 - 84.00	45.00 - 50.00
Bandarawela	-	-	-	-	-
Veyangoda	35.00 - 40.00	35.00 - 40.00	-	90.00 - 95.00	-

Colombo, Meegoda, Norochchole, Jaffna, Dambulla and Kandy - Gotukola Price Rs/Kg

Table 07: Selected Markets: Retail Price of Vegetables (Rs/kg)

Week 04: 19 - 25 January 2024

LOCATIONS	Up Country Varieties																	
	Butter Beans		Green Beans		Carrot		Leeks		Beetroot		Knol Khol		Raddish		Cabbage		Tomato	
Colombo	-	680.00 - 1120.00	850.00 - 1650.00	440.00 - 800.00	740.00 - 1300.00	400.00 - 800.00	160.00 - 420.00	500.00 - 1100.00	440.00 - 860.00	-	-	-	-	-	-	-	-	-
Gampaha	-	800.00 - 850.00	900.00 - 1000.00	500.00 - 600.00	800.00 - 800.00	600.00 - 700.00	240.00 - 400.00	600.00 - 800.00	600.00 - 880.00	-	-	-	-	-	-	-	-	-
Kurunegala	-	860.00 - 1000.00	1200.00 - 1350.00	600.00 - 680.00	800.00 - 1000.00	600.00 - 660.00	360.00 - 400.00	780.00 - 800.00	680.00 - 700.00	-	-	-	-	-	-	-	-	-
Nikaweratiya	-	720.00 - 1000.00	1000.00 - 1500.00	480.00 - 600.00	750.00 - 800.00	480.00 - 480.00	200.00 - 320.00	600.00 - 600.00	480.00 - 600.00	-	-	-	-	-	-	-	-	-
Dambulla	-	800.00 - 900.00	1300.00 - 1400.00	540.00 - 560.00	780.00 - 800.00	400.00 - 420.00	200.00 - 240.00	560.00 - 600.00	660.00 - 680.00	-	-	-	-	-	-	-	-	-
Anuradhapura	-	800.00 - 1100.00	1200.00 - 1500.00	600.00 - 740.00	680.00 - 860.00	-	200.00 - 320.00	600.00 - 800.00	600.00 - 720.00	-	-	-	-	-	-	-	-	-
Thambuththegama	-	680.00 - 1000.00	1400.00 - 1650.00	480.00 - 650.00	740.00 - 800.00	-	160.00 - 200.00	500.00 - 750.00	500.00 - 720.00	-	-	-	-	-	-	-	-	-
Polonnaruwa	-	1100.00 - 1240.00	1700.00 - 1850.00	550.00 - 650.00	750.00 - 820.00	440.00 - 480.00	240.00 - 280.00	550.00 - 600.00	620.00 - 680.00	-	-	-	-	-	-	-	-	-
Kaluthara	-	900.00 - 980.00	1300.00 - 1380.00	480.00 - 520.00	740.00 - 780.00	420.00 - 480.00	280.00 - 320.00	640.00 - 700.00	620.00 - 660.00	-	-	-	-	-	-	-	-	-
Badulla	-	1200.00 - 1300.00	900.00 - 1000.00	520.00 - 600.00	800.00 - 1000.00	-	300.00 - 320.00	520.00 - 700.00	500.00 - 600.00	-	-	-	-	-	-	-	-	-
Keppetipola	-	750.00 - 800.00	1100.00 - 1150.00	550.00 - 600.00	700.00 - 750.00	380.00 - 400.00	200.00 - 220.00	500.00 - 550.00	650.00 - 680.00	-	-	-	-	-	-	-	-	-
Moneragala	-	800.00 - 1000.00	1000.00 - 1200.00	600.00 - 680.00	720.00 - 800.00	-	240.00 - 280.00	600.00 - 720.00	520.00 - 600.00	-	-	-	-	-	-	-	-	-
Kegalle	-	980.00 - 1000.00	1100.00 - 1200.00	600.00 - 640.00	760.00 - 800.00	520.00 - 560.00	320.00 - 360.00	660.00 - 700.00	660.00 - 700.00	-	-	-	-	-	-	-	-	-
Ampara	-	880.00 - 900.00	1400.00 - 1500.00	560.00 - 600.00	-	-	280.00 - 360.00	700.00 - 800.00	700.00 - 760.00	-	-	-	-	-	-	-	-	-
Dehiattakandiya	-	800.00 - 1000.00	1320.00 - 1800.00	600.00 - 800.00	720.00 - 1000.00	520.00 - 520.00	240.00 - 300.00	550.00 - 720.00	600.00 - 720.00	-	-	-	-	-	-	-	-	-
Nuwaraeliya	-	860.00 - 900.00	1250.00 - 1300.00	560.00 - 600.00	750.00 - 780.00	420.00 - 440.00	260.00 - 280.00	600.00 - 620.00	660.00 - 680.00	-	-	-	-	-	-	-	-	-
Kandy	-	900.00 - 1000.00	1500.00 - 1600.00	480.00 - 520.00	750.00 - 800.00	450.00 - 480.00	200.00 - 240.00	600.00 - 650.00	750.00 - 800.00	-	-	-	-	-	-	-	-	-
Puttalam	-	800.00 - 1200.00	1400.00 - 1700.00	600.00 - 720.00	720.00 - 800.00	-	200.00 - 240.00	600.00 - 720.00	720.00 - 800.00	-	-	-	-	-	-	-	-	-
Hambantota	-	1000.00 - 1200.00	1000.00 - 1400.00	480.00 - 600.00	750.00 - 800.00	-	240.00 - 320.00	600.00 - 680.00	480.00 - 560.00	-	-	-	-	-	-	-	-	-
Rathnapura	-	790.00 - 880.00	1380.00 - 1400.00	720.00 - 800.00	790.00 - 820.00	480.00 - 520.00	300.00 - 320.00	640.00 - 740.00	650.00 - 720.00	-	-	-	-	-	-	-	-	-
Matara	-	1000.00 - 1200.00	1000.00 - 1200.00	500.00 - 600.00	760.00 - 800.00	-	240.00 - 280.00	520.00 - 600.00	480.00 - 600.00	-	-	-	-	-	-	-	-	-
Galle	-	900.00 - 1100.00	1200.00 - 1400.00	600.00 - 640.00	800.00 - 860.00	600.00 - 600.00	280.00 - 360.00	750.00 - 800.00	660.00 - 760.00	-	-	-	-	-	-	-	-	-
Tissamaharama	-	1020.00 - 1200.00	1300.00 - 1400.00	550.00 - 600.00	820.00 - 920.00	-	280.00 - 360.00	800.00 - 920.00	450.00 - 600.00	-	-	-	-	-	-	-	-	-
Meegoda (DEC)	-	800.00 - 1000.00	1400.00 - 1600.00	600.00 - 800.00	700.00 - 800.00	480.00 - 600.00	200.00 - 320.00	640.00 - 800.00	650.00 - 800.00	-	-	-	-	-	-	-	-	-
Embilipitiya	-	950.00 - 1000.00	1600.00 - 1700.00	850.00 - 900.00	950.00 - 1000.00	600.00 - 650.00	320.00 - 400.00	800.00 - 1000.00	600.00 - 700.00	-	-	-	-	-	-	-	-	-
Jaffna	-	600.00 - 620.00	1700.00 - 1760.00	620.00 - 650.00	600.00 - 650.00	-	200.00 - 220.00	600.00 - 630.00	600.00 - 625.00	-	-	-	-	-	-	-	-	-
Vavuniya	-	870.00 - 950.00	1600.00 - 1700.00	600.00 - 700.00	1000.00 - 1050.00	-	240.00 - 300.00	700.00 - 800.00	700.00 - 800.00	-	-	-	-	-	-	-	-	-
Mannar	-	1000.00 - 1050.00	1400.00 - 1500.00	600.00 - 680.00	800.00 - 880.00	-	400.00 - 440.00	800.00 - 850.00	720.00 - 800.00	-	-	-	-	-	-	-	-	-
Killinochchi	-	780.00 - 820.00	1600.00 - 1650.00	580.00 - 620.00	1200.00 - 1250.00	-	380.00 - 420.00	580.00 - 620.00	580.00 - 620.00	-	-	-	-	-	-	-	-	-
Mullaittivu	-	-	-	-	-	-	-	-	-	-	-	-	-	-	-	-	-	-
Batticaloa	-	960.00 - 1300.00	1600.00 - 1800.00	600.00 - 700.00	960.00 - 1000.00	600.00 - 640.00	380.00 - 400.00	600.00 - 640.00	700.00 - 720.00	-	-	-	-	-	-	-	-	-
Trincomalee	-	1100.00 - 1150.00	1250.00 - 1400.00	600.00 - 700.00	800.00 - 920.00	-	350.00 - 380.00	600.00 - 650.00	700.00 - 740.00	-	-	-	-	-	-	-	-	-
Hanguranketha	-	900.00 - 1000.00	1100.00 - 1200.00	440.00 - 480.00	650.00 - 680.00	380.00 - 400.00	170.00 - 190.00	600.00 - 650.00	600.00 - 650.00	-	-	-	-	-	-	-	-	-
Veyangoda	-	1000.00 - 1250.00	1200.00 - 1400.00	600.00 - 700.00	720.00 - 800.00	-	320.00 - 360.00	720.00 - 760.00	700.00 - 800.00	-	-	-	-	-	-	-	-	-
Galenbindunuwewa	-	800.00 - 900.00	1000.00 - 1200.00	600.00 - 720.00	800.00 - 820.00	-	240.00 - 320.00	600.00 - 800.00	600.00 - 640.00	-	-	-	-	-	-	-	-	-
Bandarawela	-	700.00 - 800.00	700.00 - 800.00	460.00 - 500.00	580.00 - 600.00	360.00 - 400.00	240.00 - 260.00	500.00 - 600.00	560.00 - 600.00	-	-	-	-	-	-	-	-	-
Matale	-	900.00 - 1000.00	1200.00 - 1400.00	600.00 - 680.00	800.00 - 840.00	410.00 - 480.00	240.00 - 280.00	600.00 - 680.00	600.00 - 640.00	-	-	-	-	-	-	-	-	-

Table 07 (Contd.)

LOCATIONS	Low Country Varieties									
	Ladies Fingers	Brinjal	Capsicum	Pumpkin	Cucumber	Bitter Gourd	Snake Gourd	Drumstick	Luffa	Long Beans
Colombo	340.00 - 600.00	600.00 - 800.00	900.00 - 1600.00	200.00 - 320.00	120.00 - 260.00	440.00 - 900.00	380.00 - 760.00	-	400.00 - 800.00	400.00 - 600.00
Gampaha	480.00 - 600.00	640.00 - 800.00	1000.00 - 1200.00	200.00 - 280.00	160.00 - 200.00	600.00 - 800.00	400.00 - 560.00	-	480.00 - 520.00	480.00 - 520.00
Kurunegala	420.00 - 460.00	580.00 - 680.00	1000.00 - 1400.00	200.00 - 220.00	180.00 - 200.00	580.00 - 600.00	380.00 - 400.00	-	480.00 - 520.00	460.00 - 520.00
Nikaweratiya	400.00 - 480.00	560.00 - 600.00	1000.00 - 1200.00	200.00 - 280.00	160.00 - 160.00	580.00 - 720.00	400.00 - 480.00	-	480.00 - 600.00	400.00 - 480.00
Dambulla	460.00 - 480.00	680.00 - 720.00	1100.00 - 1200.00	200.00 - 240.00	180.00 - 200.00	600.00 - 640.00	360.00 - 380.00	-	540.00 - 580.00	380.00 - 400.00
Anuradhapura	440.00 - 520.00	480.00 - 600.00	1000.00 - 1200.00	200.00 - 240.00	160.00 - 240.00	480.00 - 600.00	400.00 - 440.00	-	440.00 - 600.00	400.00 - 480.00
Thambuthhegama	380.00 - 440.00	500.00 - 600.00	900.00 - 1200.00	180.00 - 240.00	120.00 - 160.00	480.00 - 600.00	300.00 - 340.00	-	400.00 - 480.00	380.00 - 420.00
Polonnaruwa	420.00 - 480.00	620.00 - 680.00	950.00 - 1100.00	240.00 - 260.00	180.00 - 250.00	460.00 - 500.00	340.00 - 440.00	-	400.00 - 480.00	380.00 - 400.00
Kaluthara	420.00 - 460.00	660.00 - 700.00	960.00 - 1000.00	200.00 - 220.00	200.00 - 220.00	680.00 - 700.00	460.00 - 480.00	-	460.00 - 480.00	520.00 - 560.00
Badulla	400.00 - 520.00	520.00 - 600.00	750.00 - 800.00	240.00 - 320.00	200.00 - 240.00	520.00 - 600.00	400.00 - 600.00	-	480.00 - 600.00	400.00 - 600.00
Keppetipola	380.00 - 400.00	580.00 - 600.00	950.00 - 980.00	220.00 - 240.00	200.00 - 220.00	420.00 - 440.00	350.00 - 360.00	-	420.00 - 440.00	360.00 - 380.00
Moneragala	400.00 - 480.00	520.00 - 600.00	800.00 - 1200.00	200.00 - 320.00	240.00 - 260.00	520.00 - 600.00	480.00 - 520.00	-	520.00 - 600.00	480.00 - 520.00
Kegalle	480.00 - 520.00	660.00 - 700.00	1140.00 - 1200.00	220.00 - 240.00	180.00 - 200.00	520.00 - 560.00	400.00 - 440.00	-	540.00 - 560.00	520.00 - 560.00
Ampara	480.00 - 480.00	760.00 - 800.00	1000.00 - 1200.00	220.00 - 240.00	240.00 - 260.00	600.00 - 680.00	480.00 - 600.00	-	520.00 - 560.00	480.00 - 560.00
Dehiattakandiya	400.00 - 480.00	600.00 - 660.00	1000.00 - 1000.00	200.00 - 240.00	160.00 - 240.00	600.00 - 650.00	400.00 - 480.00	-	400.00 - 520.00	400.00 - 480.00
Nuwaraeliya	440.00 - 460.00	620.00 - 640.00	1000.00 - 1100.00	280.00 - 290.00	240.00 - 260.00	460.00 - 480.00	360.00 - 380.00	-	460.00 - 480.00	380.00 - 400.00
Kandy	480.00 - 520.00	750.00 - 800.00	850.00 - 900.00	180.00 - 200.00	160.00 - 180.00	480.00 - 520.00	360.00 - 400.00	-	450.00 - 480.00	400.00 - 450.00
Puttalam	440.00 - 480.00	600.00 - 800.00	1000.00 - 1200.00	260.00 - 300.00	200.00 - 240.00	600.00 - 720.00	360.00 - 440.00	-	520.00 - 600.00	400.00 - 480.00
Rathnapura	480.00 - 520.00	640.00 - 720.00	900.00 - 950.00	200.00 - 240.00	180.00 - 210.00	600.00 - 640.00	390.00 - 420.00	-	470.00 - 480.00	480.00 - 520.00
Hambantota	320.00 - 340.00	520.00 - 600.00	1000.00 - 1200.00	200.00 - 240.00	160.00 - 200.00	480.00 - 600.00	400.00 - 480.00	-	480.00 - 600.00	300.00 - 360.00
Matara	360.00 - 400.00	560.00 - 600.00	900.00 - 1000.00	200.00 - 240.00	160.00 - 200.00	560.00 - 600.00	400.00 - 520.00	-	480.00 - 600.00	320.00 - 400.00
Galle	400.00 - 480.00	680.00 - 700.00	1000.00 - 1200.00	200.00 - 240.00	160.00 - 200.00	560.00 - 660.00	400.00 - 480.00	-	460.00 - 500.00	400.00 - 500.00
Tissamaharama	340.00 - 480.00	500.00 - 680.00	920.00 - 1100.00	180.00 - 240.00	180.00 - 200.00	550.00 - 600.00	400.00 - 520.00	-	400.00 - 560.00	300.00 - 350.00
Meegoda (DEC)	440.00 - 480.00	580.00 - 800.00	1000.00 - 1200.00	180.00 - 240.00	120.00 - 160.00	480.00 - 580.00	400.00 - 480.00	-	450.00 - 520.00	360.00 - 520.00
Embilipitiya	350.00 - 400.00	520.00 - 600.00	1000.00 - 1200.00	200.00 - 300.00	280.00 - 300.00	600.00 - 800.00	480.00 - 520.00	-	440.00 - 520.00	480.00 - 520.00
Jaffna	400.00 - 420.00	700.00 - 730.00	900.00 - 920.00	140.00 - 150.00	120.00 - 150.00	600.00 - 630.00	270.00 - 300.00	-	-	900.00 - 930.00
Vavuniya	500.00 - 600.00	700.00 - 800.00	950.00 - 1000.00	200.00 - 250.00	200.00 - 250.00	850.00 - 1000.00	400.00 - 500.00	-	450.00 - 480.00	650.00 - 700.00
Mannar	400.00 - 450.00	600.00 - 650.00	950.00 - 1040.00	300.00 - 320.00	-	600.00 - 680.00	400.00 - 450.00	-	-	400.00 - 500.00
Killinochchi	380.00 - 420.00	580.00 - 620.00	950.00 - 1000.00	180.00 - 220.00	180.00 - 220.00	1000.00 - 1050.00	380.00 - 420.00	-	-	580.00 - 620.00
Mullaittivu	-	-	-	-	-	-	-	-	-	-
Batticaloa	500.00 - 540.00	780.00 - 840.00	1100.00 - 1200.00	240.00 - 260.00	240.00 - 260.00	580.00 - 620.00	400.00 - 440.00	-	400.00 - 440.00	600.00 - 640.00
Trincomalee	500.00 - 540.00	650.00 - 700.00	1120.00 - 1200.00	230.00 - 250.00	230.00 - 250.00	600.00 - 700.00	460.00 - 500.00	-	400.00 - 450.00	500.00 - 550.00
Hanguranketha	390.00 - 420.00	550.00 - 600.00	900.00 - 1000.00	180.00 - 220.00	150.00 - 190.00	460.00 - 500.00	320.00 - 350.00	-	360.00 - 400.00	340.00 - 350.00
Veyangoda	480.00 - 520.00	640.00 - 720.00	1000.00 - 1200.00	240.00 - 240.00	200.00 - 240.00	640.00 - 700.00	480.00 - 480.00	-	600.00 - 640.00	480.00 - 480.00
Galenbindunuwewa	400.00 - 480.00	520.00 - 600.00	1000.00 - 1200.00	200.00 - 240.00	160.00 - 200.00	600.00 - 640.00	400.00 - 420.00	-	480.00 - 600.00	380.00 - 400.00
Bandarawela	380.00 - 400.00	560.00 - 580.00	800.00 - 900.00	220.00 - 240.00	200.00 - 220.00	480.00 - 500.00	460.00 - 480.00	-	480.00 - 500.00	420.00 - 460.00
Matale	520.00 - 600.00	680.00 - 700.00	1000.00 - 1200.00	200.00 - 240.00	160.00 - 200.00	500.00 - 600.00	400.00 - 480.00	-	440.00 - 480.00	440.00 - 480.00

Table 07 (Contd.)

LOCATIONS	Low Country Varieties					Leafy Vegetable			Coconut (Rs/nut)	
	Ash Plantain	Green Chillies	Lime	Sweet Potato	Manioc	Mukunuwenna	Kankun	Gotukola	Large	Small
Colombo	320.00 - 560.00	1000.00 - 1600.00	240.00 - 760.00	220.00 - 400.00	160.00 - 280.00	60.00 - 100.00	60.00 - 100.00	100.00 - 150.00	110.00 - 120.00	90.00 - 100.00
Gampaha	360.00 - 480.00	1400.00 - 1600.00	300.00 - 300.00	240.00 - 280.00	200.00 - 240.00	60.00 - 70.00	60.00 - 70.00	30.00 - 30.00	110.00 - 130.00	80.00 - 100.00
Kurunegala	360.00 - 400.00	1200.00 - 1400.00	200.00 - 400.00	240.00 - 280.00	200.00 - 240.00	50.00 - 50.00	50.00 - 50.00	30.00 - 30.00	100.00 - 110.00	90.00 - 90.00
Nikaweratiya	320.00 - 320.00	1000.00 - 1200.00	200.00 - 300.00	240.00 - 320.00	150.00 - 180.00	50.00 - 50.00	50.00 - 50.00	60.00 - 60.00	80.00 - 85.00	65.00 - 75.00
Dambulla	360.00 - 400.00	1300.00 - 1400.00	400.00 - 500.00	260.00 - 280.00	200.00 - 220.00	60.00 - 70.00	60.00 - 70.00	50.00 - 60.00	100.00 - 110.00	80.00 - 85.00
Anuradhapura	380.00 - 480.00	1000.00 - 1400.00	300.00 - 500.00	240.00 - 400.00	200.00 - 280.00	50.00 - 60.00	50.00 - 60.00	50.00 - 60.00	90.00 - 100.00	70.00 - 85.00
Thambuththegama	300.00 - 360.00	980.00 - 1120.00	250.00 - 300.00	280.00 - 280.00	160.00 - 180.00	40.00 - 50.00	40.00 - 50.00	-	80.00 - 90.00	-
Polonnaruwa	320.00 - 380.00	1000.00 - 1250.00	200.00 - 300.00	200.00 - 280.00	160.00 - 200.00	50.00 - 60.00	50.00 - 50.00	50.00 - 50.00	80.00 - 90.00	70.00 - 75.00
Kaluthara	400.00 - 440.00	1000.00 - 1100.00	400.00 - 460.00	240.00 - 260.00	200.00 - 240.00	70.00 - 80.00	70.00 - 80.00	80.00 - 90.00	110.00 - 120.00	90.00 - 100.00
Badulla	400.00 - 500.00	1200.00 - 1200.00	200.00 - 320.00	-	150.00 - 160.00	70.00 - 100.00	80.00 - 100.00	100.00 - 100.00	120.00 - 120.00	100.00 - 110.00
Keppetipola	350.00 - 360.00	900.00 - 1000.00	220.00 - 250.00	220.00 - 240.00	180.00 - 200.00	65.00 - 70.00	65.00 - 70.00	65.00 - 70.00	110.00 - 112.00	96.00 - 100.00
Moneragala	280.00 - 320.00	1000.00 - 1300.00	300.00 - 360.00	200.00 - 240.00	100.00 - 120.00	60.00 - 70.00	60.00 - 70.00	60.00 - 70.00	90.00 - 100.00	60.00 - 70.00
Kegalle	320.00 - 360.00	1150.00 - 1200.00	280.00 - 350.00	260.00 - 280.00	160.00 - 200.00	70.00 - 80.00	70.00 - 80.00	40.00 - 50.00	110.00 - 120.00	95.00 - 100.00
Ampara	360.00 - 360.00	1200.00 - 1400.00	300.00 - 400.00	280.00 - 300.00	100.00 - 120.00	80.00 - 80.00	50.00 - 60.00	-	85.00 - 90.00	75.00 - 80.00
Dehiattakandiya	320.00 - 400.00	1200.00 - 1600.00	300.00 - 320.00	200.00 - 240.00	160.00 - 180.00	50.00 - 60.00	50.00 - 60.00	50.00 - 60.00	80.00 - 80.00	60.00 - 70.00
Nuwaraeliya	380.00 - 400.00	1100.00 - 1200.00	280.00 - 300.00	280.00 - 300.00	250.00 - 260.00	70.00 - 80.00	70.00 - 80.00	60.00 - 70.00	110.00 - 115.00	98.00 - 110.00
Kandy	480.00 - 520.00	1000.00 - 1100.00	360.00 - 400.00	260.00 - 280.00	160.00 - 200.00	60.00 - 70.00	70.00 - 80.00	50.00 - 60.00	100.00 - 105.00	75.00 - 85.00
Puttalam	320.00 - 360.00	1000.00 - 1400.00	180.00 - 220.00	260.00 - 300.00	180.00 - 200.00	60.00 - 70.00	60.00 - 70.00	40.00 - 40.00	85.00 - 90.00	70.00 - 80.00
Rathnapura	450.00 - 480.00	1200.00 - 1400.00	320.00 - 400.00	200.00 - 220.00	120.00 - 150.00	80.00 - 80.00	80.00 - 80.00	80.00 - 100.00	120.00 - 130.00	80.00 - 90.00
Hambanthota	260.00 - 320.00	1000.00 - 1200.00	240.00 - 300.00	200.00 - 250.00	180.00 - 200.00	60.00 - 70.00	60.00 - 70.00	80.00 - 100.00	110.00 - 120.00	70.00 - 90.00
Matara	320.00 - 400.00	1000.00 - 1300.00	200.00 - 300.00	180.00 - 220.00	160.00 - 180.00	60.00 - 70.00	60.00 - 70.00	80.00 - 100.00	120.00 - 130.00	80.00 - 90.00
Galle	360.00 - 400.00	1000.00 - 1200.00	350.00 - 400.00	200.00 - 240.00	160.00 - 200.00	70.00 - 70.00	60.00 - 70.00	80.00 - 80.00	120.00 - 130.00	95.00 - 100.00
Tissamaharama	280.00 - 340.00	950.00 - 1150.00	200.00 - 280.00	240.00 - 270.00	160.00 - 200.00	60.00 - 70.00	60.00 - 70.00	80.00 - 100.00	100.00 - 120.00	80.00 - 90.00
Meegoda (DEC)	360.00 - 400.00	1000.00 - 1200.00	280.00 - 320.00	240.00 - 240.00	160.00 - 200.00	100.00 - 100.00	100.00 - 100.00	100.00 - 100.00	110.00 - 120.00	90.00 - 95.00
Embilipitiya	300.00 - 320.00	1200.00 - 1300.00	300.00 - 400.00	350.00 - 400.00	180.00 - 240.00	70.00 - 80.00	60.00 - 80.00	120.00 - 130.00	110.00 - 130.00	70.00 - 100.00
Jaffna	250.00 - 260.00	800.00 - 820.00	300.00 - 330.00	-	110.00 - 130.00	110.00 - 120.00	45.00 - 50.00	70.00 - 80.00	90.00 - 110.00	55.00 - 65.00
Vavuniya	350.00 - 400.00	1000.00 - 1200.00	200.00 - 250.00	180.00 - 200.00	240.00 - 260.00	60.00 - 70.00	60.00 - 70.00	120.00 - 140.00	-	50.00 - 70.00
Mannar	300.00 - 340.00	1200.00 - 1400.00	350.00 - 400.00	180.00 - 200.00	160.00 - 180.00	50.00 - 60.00	50.00 - 60.00	50.00 - 60.00	90.00 - 100.00	70.00 - 80.00
Killinochchi	300.00 - 330.00	1200.00 - 1250.00	340.00 - 360.00	240.00 - 260.00	140.00 - 160.00	60.00 - 65.00	50.00 - 55.00	50.00 - 55.00	80.00 - 90.00	40.00 - 50.00
Mullaittivu	-	-	-	-	-	-	-	-	-	-
Batticaloa	380.00 - 420.00	1200.00 - 1300.00	350.00 - 380.00	240.00 - 250.00	150.00 - 160.00	60.00 - 70.00	50.00 - 50.00	50.00 - 50.00	90.00 - 100.00	50.00 - 60.00
Trincomalee	440.00 480.00	1100.00 1200.00	320.00 400.00	240.00 260.00	150.00 180.00	65.00 70.00	55.00 60.00	50.00 55.00	105.00 120.00	65.00 70.00
Hanguranketha	340.00 - 380.00	900.00 - 1000.00	300.00 - 400.00	220.00 - 250.00	150.00 - 180.00	50.00 - 60.00	50.00 - 60.00	40.00 - 50.00	95.00 - 110.00	70.00 - 85.00
Veyangoda	360.00 - 400.00	1400.00 - 1600.00	400.00 - 500.00	240.00 - 260.00	200.00 - 200.00	60.00 - 70.00	60.00 - 70.00	30.00 - 30.00	120.00 - 120.00	90.00 - 100.00
Galenbindunuwewa	260.00 - 280.00	1000.00 - 1200.00	300.00 - 400.00	200.00 - 240.00	140.00 - 180.00	50.00 - 60.00	50.00 - 60.00	50.00 - 60.00	80.00 - 100.00	60.00 - 70.00
Bandarawela	360.00 - 380.00	900.00 - 1000.00	400.00 - 500.00	280.00 - 300.00	200.00 - 220.00	50.00 - 60.00	60.00 - 70.00	60.00 - 70.00	100.00 - 110.00	80.00 - 85.00
Matale	440.00 - 480.00	1200.00 - 1300.00	320.00 - 400.00	280.00 - 320.00	160.00 - 180.00	60.00 - 70.00	60.00 - 80.00	60.00 - 80.00	100.00 - 110.00	75.00 - 85.00

Table 08: Selected Markets: Retail Price of Fruits (Rs/each & Rs/kg)

Week 04: 19 - 25 January 2024

19

LOCATIONS	Banana					Pineapple			Mango	
	Ambul (Rs/kg)	Kolikuttu (Rs/kg)	Seeni (Rs/kg)	Anamalu	Ambun	Large	Medium	Small	Betti	Karthakolomban
Colombo	150.00 - 280.00	350.00 - 500.00	150.00 - 260.00	30.00 - 42.00	40.00 - 55.00	730.00 - 800.00	550.00 - 700.00	450.00 - 550.00	-	115.00 - 180.00
Gampaha	150.00 - 200.00	340.00 - 350.00	180.00 - 200.00	20.00 - 25.00	38.00 - 40.00	600.00 - 650.00	400.00 - 500.00	250.00 - 350.00	-	-
Kurunegala	180.00 - 250.00	400.00 - 450.00	200.00 - 250.00	24.00 - 25.00	45.00 - 46.00	700.00 - 800.00	400.00 - 500.00	200.00 - 300.00	-	-
Nikaweratiya	230.00 - 250.00	430.00 - 450.00	180.00 - 200.00	-	43.00 - 47.00	800.00 - 900.00	650.00 - 750.00	-	-	-
Dambulla	180.00 - 200.00	500.00 - 540.00	180.00 - 200.00	-	48.00 - 50.00	850.00 - 900.00	650.00 - 700.00	380.00 - 400.00	50.00 - 70.00	180.00 - 200.00
Anuradhapura	220.00 - 260.00	400.00 - 560.00	180.00 - 220.00	28.00 - 35.00	43.00 - 50.00	870.00 - 950.00	700.00 - 810.00	580.00 - 650.00	-	-
Thambuththegama	200.00 - 230.00	400.00 - 450.00	180.00 - 220.00	-	50.00 - 50.00	825.00 - 975.00	660.00 - 800.00	-	-	-
Polonnaruwa	250.00 - 280.00	400.00 - 550.00	150.00 - 180.00	-	35.00 - 45.00	750.00 - 800.00	600.00 - 650.00	500.00 - 550.00	-	100.00 - 140.00
Kaluthara	220.00 - 240.00	380.00 - 440.00	160.00 - 190.00	38.00 - 40.00	42.00 - 45.00	650.00 - 700.00	480.00 - 560.00	-	-	160.00 - 180.00
Badulla	200.00 - 240.00	400.00 - 450.00	140.00 - 180.00	20.00 - 23.00	38.00 - 42.00	-	450.00 - 500.00	-	-	-
Keppetipola	220.00 - 230.00	500.00 - 520.00	160.00 - 170.00	24.00 - 26.00	40.00 - 44.00	-	600.00 - 650.00	400.00 - 450.00	40.00 - 45.00	160.00 - 180.00
Moneragala	150.00 - 180.00	350.00 - 400.00	100.00 - 120.00	25.00 - 30.00	32.00 - 35.00	810.00 - 900.00	670.00 - 750.00	-	-	70.00 - 80.00
Kegalle	180.00 - 200.00	480.00 - 520.00	180.00 - 220.00	20.00 - 25.00	25.00 - 30.00	700.00 - 750.00	600.00 - 650.00	400.00 - 500.00	-	-
Ampara	160.00 - 200.00	380.00 - 450.00	100.00 - 130.00	22.00 - 22.00	24.00 - 25.00	-	580.00 - 650.00	-	-	-
Dehiattakandiya	180.00 - 230.00	400.00 - 550.00	140.00 - 180.00	-	40.00 - 50.00	700.00 - 700.00	550.00 - 650.00	450.00 - 500.00	-	-
Nuwaraeliya	240.00 - 250.00	560.00 - 600.00	180.00 - 200.00	30.00 - 34.00	45.00 - 48.00	-	680.00 - 700.00	460.00 - 480.00	-	180.00 - 200.00
Kandy	200.00 - 220.00	480.00 - 500.00	160.00 - 180.00	25.00 - 28.00	40.00 - 45.00	800.00 - 850.00	450.00 - 480.00	250.00 - 300.00	-	90.00 - 100.00
Puttalam	180.00 - 250.00	450.00 - 500.00	200.00 - 250.00	22.00 - 28.00	-	700.00 - 720.00	650.00 - 650.00	300.00 - 340.00	-	70.00 - 80.00
Rathnapura	200.00 - 250.00	350.00 - 400.00	180.00 - 200.00	28.00 - 31.00	41.00 - 50.00	-	500.00 - 600.00	300.00 - 400.00	-	-
Hambantota	180.00 - 210.00	350.00 - 400.00	160.00 - 180.00	25.00 - 28.00	30.00 - 33.00	900.00 - 980.00	720.00 - 780.00	380.00 - 440.00	-	-
Matara	200.00 - 230.00	400.00 - 430.00	150.00 - 180.00	22.00 - 24.00	34.00 - 35.00	900.00 - 960.00	700.00 - 780.00	400.00 - 450.00	-	180.00 - 190.00
Galle	180.00 - 240.00	400.00 - 480.00	140.00 - 200.00	36.00 - 38.00	38.00 - 40.00	700.00 - 800.00	580.00 - 650.00	-	-	-
Tissamaharama	180.00 - 200.00	350.00 - 400.00	170.00 - 190.00	28.00 - 32.00	30.00 - 36.00	680.00 - 700.00	480.00 - 550.00	350.00 - 400.00	-	-
Meegoda (DEC)	180.00 - 200.00	300.00 - 320.00	180.00 - 200.00	35.00 - 40.00	45.00 - 46.00	950.00 - 975.00	730.00 - 750.00	560.00 - 580.00	-	-
Embilipitiya	120.00 - 140.00	300.00 - 400.00	130.00 - 160.00	25.00 - 30.00	30.00 - 40.00	-	500.00 - 600.00	350.00 - 420.00	50.00 - 60.00	80.00 - 100.00
Jaffna	170.00 - 190.00	300.00 - 350.00	120.00 - 130.00	-	-	800.00 - 900.00	650.00 - 750.00	500.00 - 600.00	-	-
Vavuniya	150.00 - 160.00	300.00 - 340.00	120.00 - 150.00	-	-	870.00 - 920.00	660.00 - 700.00	340.00 - 360.00	-	-
Mannar	180.00 - 200.00	400.00 - 450.00	160.00 - 180.00	20.00 - 21.00	-	700.00 - 750.00	600.00 - 650.00	500.00 - 550.00	-	-
Killinochchi	180.00 - 220.00	400.00 - 440.00	140.00 - 160.00	36.00 - 38.00	36.00 - 38.00	800.00 - 850.00	660.00 - 700.00	550.00 - 600.00	-	-
Mullaittivu	-	-	-	-	-	-	-	-	-	-
Batticaloa	180.00 - 200.00	540.00 - 560.00	150.00 - 180.00	22.00 - 25.00	-	700.00 - 740.00	620.00 - 650.00	480.00 - 520.00	-	80.00 - 90.00
Trincomalee	220.00 - 240.00	520.00 - 550.00	150.00 - 170.00	-	-	720.00 - 750.00	520.00 - 550.00	360.00 - 400.00	-	95.00 - 100.00
Veyangoda	250.00 - 260.00	400.00 - 450.00	200.00 - 230.00	22.00 - 25.00	33.00 - 44.00	700.00 - 800.00	500.00 - 600.00	-	-	-
Galenbindunuwewa	180.00 - 200.00	400.00 - 600.00	150.00 - 180.00	35.00 - 40.00	45.00 - 50.00	850.00 - 900.00	700.00 - 750.00	620.00 - 650.00	-	-
Bandarawela	200.00 - 220.00	400.00 - 450.00	160.00 - 180.00	24.00 - 26.00	32.00 - 34.00	-	650.00 - 700.00	450.00 - 500.00	-	80.00 - 100.00
Matale	170.00 - 180.00	480.00 - 500.00	170.00 - 180.00	35.00 - 38.00	40.00 - 45.00	800.00 - 860.00	600.00 - 650.00	450.00 - 480.00	-	-

Table 08 (Contd.)

LOCATIONS	Mango		Other Fruits							
	Vilad	Kohu	Papaw (Rs/kg)	Passion	Wood Apple	Orange	Avocado	Slime Apple	Grapes (Rs/kg)	King Coconut
Colombo	-	-	170.00 - 350.00	120.00 - 200.00	40.00 - 120.00	70.00 - 200.00	200.00 - 300.00	40.00 - 120.00	1600.00 - 2500.00	130.00 - 150.00
Gampaha	-	-	240.00 - 250.00	-	70.00 - 100.00	120.00 - 120.00	-	60.00 - 100.00	2300.00 - 2300.00	100.00 - 120.00
Kurunegala	-	-	180.00 - 220.00	-	60.00 - 80.00	100.00 - 120.00	140.00 - 150.00	60.00 - 80.00	2000.00 - 2500.00	100.00 - 120.00
Nikaweratiya	-	-	150.00 - 180.00	-	-	100.00 - 150.00	-	80.00 - 100.00	2300.00 - 2500.00	100.00 - 100.00
Dambulla	-	30.00 - 35.00	180.00 - 240.00	40.00 - 50.00	60.00 - 80.00	100.00 - 130.00	200.00 - 250.00	80.00 - 100.00	2400.00 - 2500.00	100.00 - 120.00
Anuradhapura	-	-	160.00 - 200.00	-	60.00 - 70.00	120.00 - 150.00	150.00 - 200.00	70.00 - 100.00	2300.00 - 2800.00	100.00 - 150.00
Thambuththegama	-	-	220.00 - 260.00	-	-	-	-	80.00 - 120.00	2000.00 - 2300.00	100.00 - 100.00
Polonnaruwa	50.00 - 80.00	-	150.00 - 180.00	-	40.00 - 60.00	-	-	50.00 - 60.00	2000.00 - 2500.00	120.00 - 130.00
Kaluthara	-	-	220.00 - 260.00	-	60.00 - 90.00	200.00 - 220.00	-	80.00 - 100.00	2000.00 - 2200.00	110.00 - 130.00
Badulla	-	-	200.00 - 250.00	-	70.00 - 80.00	-	-	70.00 - 90.00	2200.00 - 2200.00	150.00 - 150.00
Keppetipola	-	-	200.00 - 220.00	44.00 - 45.00	80.00 - 90.00	-	170.00 - 180.00	90.00 - 100.00	2300.00 - 2400.00	110.00 - 120.00
Moneragala	-	-	160.00 - 200.00	-	40.00 - 60.00	-	-	60.00 - 80.00	2500.00 - 2600.00	100.00 - 120.00
Kegalle	-	20.00 - 30.00	210.00 - 240.00	-	40.00 - 60.00	100.00 - 100.00	-	50.00 - 70.00	2000.00 - 2100.00	120.00 - 130.00
Ampara	-	-	180.00 - 220.00	-	32.00 - 43.00	-	-	40.00 - 40.00	2000.00 - 2000.00	120.00 - 140.00
Dehiattakandiya	-	-	200.00 - 240.00	-	50.00 - 70.00	-	-	40.00 - 60.00	2500.00 - 2800.00	100.00 - 130.00
Nuwaraeliya	-	-	230.00 - 250.00	48.00 - 52.00	90.00 - 100.00	180.00 - 190.00	180.00 - 190.00	100.00 - 110.00	2400.00 - 2500.00	120.00 - 140.00
Kandy	-	-	180.00 - 220.00	35.00 - 40.00	60.00 - 70.00	120.00 - 130.00	140.00 - 150.00	60.00 - 70.00	1500.00 - 2000.00	130.00 - 140.00
Puttalam	-	-	160.00 - 200.00	-	-	65.00 - 70.00	-	-	2800.00 - 3000.00	100.00 - 120.00
Hambantota	-	-	180.00 - 200.00	-	35.00 - 40.00	140.00 - 160.00	-	40.00 - 50.00	2000.00 - 2100.00	100.00 - 120.00
Rathnapura	-	-	200.00 - 250.00	30.00 - 32.00	50.00 - 50.00	-	-	50.00 - 50.00	2300.00 - 2500.00	100.00 - 150.00
Matara	-	-	190.00 - 200.00	100.00 - 110.00	60.00 - 70.00	140.00 - 160.00	190.00 - 210.00	40.00 - 50.00	2000.00 - 2000.00	120.00 - 130.00
Galle	-	-	200.00 - 260.00	85.00 - 95.00	58.00 - 60.00	180.00 - 200.00	160.00 - 200.00	75.00 - 90.00	2500.00 - 2500.00	120.00 - 150.00
Tissamaharama	-	-	180.00 - 200.00	-	23.00 - 25.00	100.00 - 150.00	-	40.00 - 50.00	1800.00 - 2000.00	100.00 - 120.00
Meegoda (DEC)	-	-	220.00 - 240.00	-	50.00 - 60.00	-	-	-	2000.00 - 2000.00	100.00 - 120.00
Embilipitiya	50.00 - 60.00	20.00 - 30.00	200.00 - 220.00	30.00 - 40.00	40.00 - 60.00	120.00 - 130.00	-	25.00 - 40.00	1800.00 - 2200.00	120.00 - 140.00
Jaffna	-	-	90.00 - 100.00	100.00 - 120.00	45.00 - 55.00	-	140.00 - 160.00	-	2800.00 - 3000.00	150.00 - 160.00
Vavuniya	-	-	120.00 - 150.00	50.00 - 60.00	45.00 - 50.00	-	-	-	2300.00 - 2400.00	120.00 - 140.00
Mannar	-	-	160.00 - 200.00	35.00 - 45.00	28.00 - 30.00	-	120.00 - 150.00	100.00 - 150.00	2400.00 - 2700.00	140.00 - 150.00
Killinochchi	-	-	180.00 - 220.00	40.00 - 50.00	50.00 - 60.00	-	-	-	2400.00 - 2500.00	140.00 - 150.00
Mullaitivu	-	-	-	-	-	-	-	-	-	-
Batticaloa	-	-	220.00 - 240.00	110.00 - 120.00	75.00 - 80.00	-	100.00 - 110.00	-	2100.00 - 2200.00	130.00 - 140.00
Trincomalee	40.00 - 45.00	40.00 - 43.00	170.00 - 200.00	48.00 - 54.00	40.00 - 44.00	-	-	-	2400.00 - 2450.00	130.00 - 140.00
Veyangoda	-	-	250.00 - 280.00	-	60.00 - 70.00	160.00 - 200.00	-	60.00 - 70.00	2000.00 - 2800.00	100.00 - 120.00
Galenbindunuwewa	-	-	100.00 - 150.00	-	-	-	-	-	2500.00 - 2800.00	120.00 - 130.00
Bandarawela	-	-	200.00 - 220.00	45.00 - 50.00	60.00 - 80.00	120.00 - 140.00	-	60.00 - 80.00	2300.00 - 2500.00	120.00 - 140.00
Matale	-	-	180.00 - 200.00	-	60.00 - 75.00	80.00 - 90.00	-	70.00 - 80.00	2600.00 - 2700.00	100.00 - 120.00

Table 09: Selected Markets: Wholesale Price of Fresh Fish & Eggs (Rs/kg & Rs/egg)

Week 04: 19 - 25 January 2024

Locations	Sea Fish					
	Salaya	Hurulla	Balaya	Kelawalla	Thora	Paraw
Colombo	180.00 – 300.00	400.00 – 500.00	500.00 – 700.00	850.00 – 1100.00	1800.00 – 2600.00	950.00 – 1350.00
Kandy	400.00 – 420.00	700.00 – 720.00	800.00 – 900.00	1000.00 – 1200.00	1700.00 – 1800.00	1150.00 – 1200.00
Kaluthara	400.00 – 500.00	750.00 – 800.00	620.00 – 650.00	980.00 – 1080.00	-	-
Puttalam	320.00 – 500.00	520.00 – 650.00	650.00 – 750.00	1100.00 – 1250.00	1800.00 – 2150.00	800.00 – 1000.00
Matara	250.00 – 280.00	700.00 – 760.00	800.00 – 900.00	1450.00 – 1500.00	-	1400.00 – 1500.00
Hambantota	280.00 – 350.00	700.00 – 800.00	850.00 – 900.00	1100.00 – 1300.00	-	-
Galle	-	-	650.00 – 700.00	900.00 – 1100.00	1200.00 – 1500.00	1000.00 – 1100.00
Batticaloa	300.00 – 400.00	700.00 – 800.00	700.00 – 800.00	1200.00 – 1300.00	1200.00 – 1400.00	1200.00 – 1300.00
Trincomalee	-	-	-	-	-	-
Mannar	250.00 – 300.00	500.00 – 550.00	-	-	-	1000.00 – 1100.00

Locations	Sea Fish				Eggs	
	Mora	Shrimps	Thalapath	Teppeli	Brown	White
Colombo	950.00 – 1100.00	1600.00 – 1750.00	1400.00 – 2200.00	-	51.00 – 56.00	49.00 – 54.00
Kandy	1100.00 – 1150.00	1500.00 – 1600.00	1800.00 – 1900.00	-	51.00 – 52.00	50.00 – 51.00
Kaluthara	-	1200.00 – 1300.00	1800.00 – 2080.00	-	-	-
Puttalam	1450.00 – 1600.00	1150.00 – 1400.00	2250.00 – 2350.00	-	53.00 – 55.00	51.00 – 54.00
Matara	1000.00 – 1150.00	1350.00 – 1450.00	1500.00 – 1600.00	-	50.00 – 51.00	47.00 – 49.00
Hambantota	-	-	-	-	-	50.00 – 51.00
Galle	800.00 – 850.00	-	-	-	50.00 – 52.00	50.00 – 51.00
Batticaloa	1000.00 – 1100.00	1100.00 – 1200.00	1400.00 – 1600.00	-	57.00 – 58.00	56.00 – 57.00
Trincomalee	-	-	-	-	-	-
Mannar	-	1100.00 – 1200.00	-	-	56.00 – 57.00	53.00 – 54.00

Table 10: Selected Markets: Wholesale Price of Dried Fish (Rs/50kg)

Week 04: 19 - 25 January 2024

Locations	Local Dried Fish					
	Sprats	Kattawa	Thora	Mora	Balaya	Anguluwa
Colombo	72500 – 87500	-	-	87500 – 97500	47500 – 55000	-
Kandy	65000 – 70000	-	-	90000 – 95000	47500 – 50000	50000 – 55000
Batticaloa	52500 – 60000	105000 – 110000	-	90000 – 92500	50000 – 55000	40000 – 45000
Trincomalee	-	-	-	-	-	-
Mannar	52500 – 55000	80000 – 82500	-	80000 – 85000	45000 – 50000	35000 – 40000

Locations	Local Dried Fish			Imported Dried Fish		
	Maduwa	Koduwa	Salaya	Sprats	Kattawa	Thora
Colombo	67500 – 72500	-	20000 – 25000	48000 – 55000	62500 – 72500	-
Kandy	65000 – 67500	-	25000 – 27500	50000 – 54000	65000 – 72500	-
Batticaloa	50000 – 60000	-	-	50000 – 55000	-	-
Trincomalee	-	-	-	-	-	-
Mannar	47500 – 50000	45000 – 47500	35000 – 37500	52500 – 55000	-	-

Locations	Imported Dried Fish					
	Mora	Balaya	Anguluwa	Maduwa	Koduwa	Salaya
Colombo	-	-	72500 – 80000	-	-	-
Kandy	-	-	-	-	-	-
Batticaloa	-	-	-	-	-	-
Trincomalee	-	-	-	-	-	-
Mannar	-	-	-	-	-	-

Table 11: Selected Markets: Retail Price of Fresh Fish & Eggs (Rs/kg & Rs/eggs)

Week 04: 19 - 25 January 2024

LOCATIONS	Sea Fish									Eggs									
	Salaya		Hurulla		Balaya		Kelawalla		Thora		Paraw		Mora		Thalapath		Brown		White
Colombo	250.00 - 600.00	600.00 - 1000.00	780.00 - 1200.00	1200.00 - 2400.00	2500.00 - 3200.00	1400.00 - 2400.00	-	2000.00 - 3000.00	53.00 - 57.00	51.00 - 55.00									
Gampaha	700.00 - 700.00	-	-	1800.00 - 1800.00	-	-	-	2800.00 - 2800.00	58.00 - 58.00	55.00 - 55.00									
Kurunegala	600.00 - 680.00	800.00 - 880.00	1000.00 - 1000.00	1800.00 - 2100.00	-	1600.00 - 1600.00	-	2400.00 - 2500.00	54.00 - 55.00	48.00 - 53.00									
Nikaweratiya	500.00 - 600.00	800.00 - 800.00	900.00 - 1000.00	2000.00 - 2000.00	-	2000.00 - 2000.00	-	2400.00 - 2400.00	58.00 - 58.00	50.00 - 58.00									
Dambulla	360.00 - 380.00	900.00 - 1000.00	900.00 - 1000.00	1600.00 - 1800.00	-	1300.00 - 1400.00	1600.00 - 1700.00	2200.00 - 2300.00	56.00 - 57.00	54.00 - 55.00									
Anuradhapura	480.00 - 500.00	900.00 - 950.00	850.00 - 1000.00	1900.00 - 2000.00	2400.00 - 2500.00	-	-	2200.00 - 2400.00	55.00 - 55.00	50.00 - 53.00									
Thambuththegama	500.00 - 600.00	800.00 - 900.00	1100.00 - 1400.00	1800.00 - 2000.00	2800.00 - 2800.00	-	1600.00 - 1800.00	2800.00 - 3000.00	53.00 - 53.00	52.00 - 55.00									
Polonnaruwa	450.00 - 500.00	950.00 - 1000.00	1200.00 - 1400.00	1700.00 - 1800.00	2400.00 - 2400.00	1500.00 - 1600.00	1600.00 - 1700.00	2000.00 - 2200.00	56.00 - 58.00	53.00 - 55.00									
Kaluthara	560.00 - 600.00	840.00 - 880.00	760.00 - 800.00	1400.00 - 1500.00	-	2250.00 - 2250.00	-	2400.00 - 2520.00	-	52.00 - 53.00									
Badulla	480.00 - 560.00	680.00 - 960.00	1000.00 - 1200.00	1400.00 - 1400.00	-	-	-	2000.00 - 2000.00	55.00 - 56.00	53.00 - 55.00									
Keppetipola	500.00 - 520.00	900.00 - 1000.00	1100.00 - 1200.00	1700.00 - 1800.00	-	1800.00 - 1900.00	1500.00 - 1600.00	2200.00 - 2300.00	56.00 - 58.00	54.00 - 57.00									
Moneragala	450.00 - 500.00	900.00 - 950.00	850.00 - 1000.00	1900.00 - 2000.00	2300.00 - 2400.00	-	-	2400.00 - 2600.00	54.00 - 55.00	52.00 - 54.00									
Kegalle	550.00 - 650.00	850.00 - 1000.00	-	1750.00 - 1850.00	-	1800.00 - 1950.00	1800.00 - 1850.00	2600.00 - 2700.00	55.00 - 60.00	52.00 - 55.00									
Ampara	500.00 - 500.00	-	1400.00 - 1400.00	2000.00 - 2000.00	-	-	-	2000.00 - 2000.00	53.00 - 58.00	53.00 - 56.00									
Dehiattakandiya	400.00 - 400.00	800.00 - 900.00	1000.00 - 1200.00	1600.00 - 1700.00	-	1400.00 - 1400.00	-	-	48.00 - 54.00	50.00 - 54.00									
Nuwaraeliya	500.00 - 520.00	1000.00 - 1100.00	1200.00 - 1300.00	1800.00 - 2000.00	-	1800.00 - 1900.00	1700.00 - 1800.00	2300.00 - 2400.00	57.00 - 58.00	56.00 - 57.00									
Kandy	460.00 - 480.00	800.00 - 840.00	1000.00 - 1300.00	1860.00 - 1950.00	2600.00 - 2760.00	1600.00 - 1700.00	1500.00 - 1650.00	2200.00 - 2250.00	53.00 - 54.00	52.00 - 53.00									
Puttalam	400.00 - 600.00	700.00 - 800.00	800.00 - 900.00	1300.00 - 1400.00	2000.00 - 2400.00	1000.00 - 1200.00	-	2400.00 - 2500.00	54.00 - 56.00	52.00 - 55.00									
Hambantota	400.00 - 500.00	900.00 - 1000.00	1300.00 - 1400.00	2000.00 - 2200.00	-	-	-	-	-	52.00 - 53.00									
Rathnapura	500.00 - 500.00	900.00 - 900.00	1000.00 - 1000.00	2000.00 - 2000.00	2800.00 - 2800.00	2200.00 - 2200.00	1600.00 - 1600.00	2600.00 - 2600.00	55.00 - 55.00	52.00 - 55.00									
Matara	480.00 - 550.00	900.00 - 1000.00	1200.00 - 1300.00	2000.00 - 2200.00	-	2000.00 - 2200.00	1600.00 - 1800.00	2200.00 - 2300.00	51.00 - 52.00	48.00 - 52.00									
Galle	450.00 - 500.00	850.00 - 950.00	1000.00 - 1200.00	2000.00 - 2200.00	2400.00 - 2400.00	2000.00 - 2200.00	1800.00 - 2000.00	2400.00 - 2600.00	52.00 - 53.00	50.00 - 53.00									
Tissamaharama	400.00 - 500.00	900.00 - 1000.00	1300.00 - 1400.00	2000.00 - 2200.00	-	-	-	2100.00 - 2150.00	-	52.00 - 54.00									
Meegoda	480.00 - 500.00	800.00 - 900.00	-	2200.00 - 2200.00	-	1800.00 - 1800.00	1800.00 - 1800.00	2900.00 - 3000.00	56.00 - 57.00	54.00 - 55.00									
Embilipitiya	400.00 - 500.00	700.00 - 700.00	1000.00 - 1200.00	2000.00 - 2200.00	-	1500.00 - 1600.00	-	2200.00 - 2300.00	58.00 - 60.00	55.00 - 58.00									
Jaffna	500.00 - 530.00	600.00 - 640.00	800.00 - 840.00	-	2450.00 - 2600.00	1450.00 - 1600.00	2000.00 - 2100.00	-	58.00 - 60.00	58.00 - 60.00									
Vavuniya	500.00 - 550.00	840.00 - 860.00	1000.00 - 1200.00	2300.00 - 2400.00	2300.00 - 2400.00	1600.00 - 1700.00	-	2200.00 - 2400.00	50.00 - 55.00	49.00 - 53.00									
Mannar	400.00 - 500.00	700.00 - 800.00	800.00 - 1000.00	-	-	1200.00 - 1400.00	1800.00 - 2000.00	-	58.00 - 59.00	55.00 - 56.00									
Killinochchi	400.00 - 450.00	-	1100.00 - 1200.00	-	-	1500.00 - 1600.00	-	-	59.00 - 60.00	57.00 - 58.00									
Mullaitivu	-	-	-	-	-	-	-	-	-	-									
Batticaloa	600.00 - 700.00	1000.00 - 1200.00	1400.00 - 1600.00	2000.00 - 2100.00	2000.00 - 2200.00	2000.00 - 2100.00	2000.00 - 2200.00	2200.00 - 2400.00	59.00 - 60.00	58.00 - 59.00									
Trincomalee	550.00 - 600.00	1100.00 - 1180.00	1400.00 - 1450.00	2100.00 - 2200.00	2200.00 - 2300.00	2000.00 - 2100.00	1940.00 - 2000.00	-	56.00 - 58.00	58.00 - 60.00									
Veyangoda	600.00 - 600.00	800.00 - 800.00	-	2000.00 - 2000.00	-	-	-	2400.00 - 2400.00	52.00 - 52.00	50.00 - 55.00									
Galenbindunuwewa	500.00 - 500.00	800.00 - 800.00	900.00 - 900.00	2400.00 - 2400.00	2500.00 - 2500.00	2200.00 - 2200.00	1800.00 - 1800.00	2400.00 - 2400.00	-	53.00 - 55.00									
Bandarawela	460.00 - 480.00	900.00 - 950.00	950.00 - 1000.00	1900.00 - 2000.00	-	1500.00 - 1600.00	-	2200.00 - 2400.00	54.00 - 56.00	52.00 - 54.00									
Matale	500.00 - 600.00	900.00 - 1000.00	1400.00 - 1500.00	2000.00 - 2100.00	2400.00 - 2500.00	1500.00 - 1600.00	1600.00 - 1700.00	2200.00 - 2300.00	56.00 - 57.00	54.00 - 55.00									

Table 12: Selected Markets: Retail Price of Dried Fish (Rs/kg)

Week 04: 19 - 25 January 2024

LOCATIONS	Dried Fish													
	Sprats-Imported		Kattawa		Thora		Mora		Balaya		Anguluwa		Salaya	
Colombo	1200.00	1400.00	1800.00	2400.00	-	-	2000.00	2500.00	1400.00	1800.00	2400.00	2800.00	1000.00	1300.00
Gampaha	1200.00	1400.00	2000.00	2200.00	3200.00	3200.00	2400.00	2400.00	1400.00	1400.00	2000.00	2000.00	1000.00	1000.00
Kurunegala	1200.00	1400.00	2000.00	2200.00	3100.00	3200.00	2200.00	2400.00	1400.00	1500.00	2000.00	2000.00	1000.00	1000.00
Nikaweratiya	1200.00	1400.00	2000.00	2000.00	-	-	2000.00	2200.00	1200.00	1400.00	1200.00	1800.00	1000.00	1000.00
Dambulla	1100.00	1200.00	2200.00	2400.00	-	-	2200.00	2300.00	1200.00	1500.00	1800.00	2000.00	-	-
Anuradhapura	1200.00	1400.00	2000.00	2600.00	-	-	2000.00	2400.00	1200.00	1600.00	2200.00	2600.00	1000.00	1000.00
Thambuththegama	1100.00	1300.00	2200.00	2600.00	-	-	-	-	1300.00	1500.00	1200.00	1400.00	900.00	1000.00
Polonnaruwa	1200.00	1300.00	1800.00	2000.00	-	-	2200.00	2300.00	1200.00	1400.00	1500.00	1800.00	-	-
Kaluthara	1300.00	1400.00	2000.00	2200.00	-	-	2100.00	2200.00	1400.00	1600.00	2000.00	2100.00	980.00	1020.00
Badulla	1200.00	1300.00	2000.00	2400.00	-	-	2100.00	2500.00	1400.00	1500.00	2000.00	2000.00	-	-
Keppetipola	1150.00	1280.00	2300.00	2350.00	-	-	2300.00	2400.00	1350.00	1400.00	2150.00	2200.00	1000.00	1150.00
Moneragala	1200.00	1400.00	2000.00	2200.00	-	-	2200.00	2300.00	1400.00	1600.00	2000.00	2200.00	800.00	900.00
Kegalle	1150.00	1250.00	2000.00	2150.00	-	-	2000.00	2100.00	1100.00	1300.00	-	-	-	-
Ampara	1200.00	1250.00	1850.00	2200.00	-	-	2200.00	2200.00	1150.00	1600.00	-	-	-	-
Dehiattakandiya	1200.00	1400.00	2400.00	2400.00	-	-	2000.00	2400.00	1600.00	1600.00	1400.00	1400.00	-	-
Nuwaraeliya	1250.00	1300.00	2260.00	2300.00	-	-	2260.00	2280.00	1480.00	1580.00	2100.00	2150.00	960.00	1000.00
Kandy	1200.00	1400.00	2100.00	2200.00	-	-	2200.00	2400.00	1400.00	1600.00	2000.00	2200.00	1000.00	1050.00
Puttalam	1100.00	1200.00	2350.00	2500.00	2800.00	3000.00	2200.00	2300.00	1200.00	1350.00	1200.00	2000.00	900.00	1100.00
Hambantota	1250.00	1300.00	1900.00	2100.00	-	-	-	-	1100.00	1300.00	2000.00	2100.00	-	-
Rathnapura	1100.00	1400.00	2000.00	2450.00	-	-	2000.00	2200.00	1200.00	1400.00	2000.00	2200.00	1300.00	1400.00
Matara	1200.00	1300.00	1900.00	2100.00	-	-	1900.00	2000.00	1300.00	1400.00	2000.00	2200.00	-	-
Galle	1300.00	1400.00	1800.00	2000.00	-	-	2000.00	2400.00	1300.00	1500.00	1900.00	2000.00	-	-
Tissamaharama	1300.00	1400.00	2000.00	2000.00	-	-	2000.00	2000.00	1300.00	1700.00	2150.00	2150.00	1000.00	1200.00
Meegoda	1100.00	1200.00	2000.00	2400.00	-	-	2000.00	2200.00	1200.00	1400.00	2000.00	2400.00	1350.00	1350.00
Embilipitiya	1100.00	1400.00	2300.00	2500.00	-	-	1900.00	2200.00	1400.00	1600.00	2200.00	2400.00	800.00	900.00
Jaffna	1200.00	1300.00	1800.00	2000.00	3100.00	3250.00	2150.00	2300.00	1280.00	1350.00	1200.00	1300.00	-	-
Vavuniya	-	-	1800.00	1900.00	-	-	1800.00	1900.00	1200.00	1300.00	-	-	-	-
Mannar	1150.00	1300.00	1800.00	2000.00	-	-	1800.00	2000.00	1100.00	1200.00	900.00	1000.00	800.00	900.00
Killinochchi	1100.00	1200.00	2400.00	2500.00	-	-	2800.00	2900.00	1500.00	1600.00	1100.00	1200.00	900.00	1000.00
Mullaittivu	-	-	-	-	-	-	-	-	-	-	-	-	-	-
Batticaloa	1300.00	1400.00	2300.00	2400.00	-	-	2000.00	2100.00	1200.00	1300.00	1000.00	1100.00	1200.00	1300.00
Trincomalee	1350.00	1400.00	2250.00	2300.00	-	-	-	-	1200.00	1250.00	1050.00	1100.00	1040.00	1100.00
Veyangoda	1100.00	1200.00	1800.00	2000.00	-	-	2000.00	2200.00	1200.00	1400.00	1700.00	2200.00	1000.00	1200.00
Galenbindunuwewa	1200.00	1400.00	2000.00	2200.00	-	-	2000.00	2400.00	1600.00	1800.00	2200.00	2400.00	800.00	1000.00
Bandarawela	1200.00	1400.00	2200.00	2400.00	-	-	2000.00	2200.00	1400.00	1500.00	-	-	800.00	1000.00
Matale	1300.00	1400.00	2300.00	2400.00	-	-	2200.00	2300.00	1400.00	1500.00	1700.00	1800.00	800.00	800.00

Table 13: Selected Markets: Retail Price of Meat (Rs/kg)

Week 04: 19 - 25 January 2024

LOCATIONS	Meat	Meat (Chicken)		Meat	
	Beef	Broiler	Curry	Mutton	Pork
Colombo	2200.00 - 2500.00	1100.00 - 1300.00	900.00 - 1400.00	3200.00 - 3400.00	1250.00 - 1300.00
Gampaha	2200.00 - 2200.00	1200.00 - 1230.00	-	3300.00 - 3300.00	1200.00 - 1200.00
Kurunegala	2000.00 - 2200.00	1150.00 - 1250.00	-	3000.00 - 3200.00	1350.00 - 1400.00
Nikaweratiya	2200.00 - 2400.00	1150.00 - 1250.00	-	-	-
Dambulla	-	1200.00 - 1280.00	-	-	1500.00 - 1600.00
Anuradhapura	2000.00 - 2000.00	1150.00 - 1250.00	-	3400.00 - 3400.00	1300.00 - 1450.00
Thambuththegama	2000.00 - 2200.00	1000.00 - 1200.00	1100.00 - 1300.00	-	1450.00 - 1500.00
Polonnaruwa	1800.00 - 1800.00	1200.00 - 1280.00	-	-	1800.00 - 1800.00
Kaluthara	2200.00 - 2300.00	1280.00 - 1320.00	1300.00 - 1380.00	-	-
Badulla	2100.00 - 2100.00	1300.00 - 1350.00	1450.00 - 1480.00	2900.00 - 2900.00	-
Keppetipola	2100.00 - 2200.00	1150.00 - 1280.00	1340.00 - 1360.00	3000.00 - 3100.00	-
Moneragala	2100.00 - 2100.00	1250.00 - 1350.00	1500.00 - 1600.00	2800.00 - 3000.00	1550.00 - 1600.00
Kegalle	2200.00 - 2200.00	1100.00 - 1280.00	-	3000.00 - 3000.00	1600.00 - 1800.00
Ampara	2200.00 - 2200.00	1000.00 - 1000.00	1200.00 - 1300.00	-	1400.00 - 1800.00
Dehiattakandiya	-	1000.00 - 1180.00	-	-	1300.00 - 1500.00
Nuwaraeliya	2200.00 - 2300.00	1200.00 - 1280.00	1360.00 - 1400.00	3200.00 - 3300.00	1600.00 - 1700.00
Kandy	2200.00 - 2200.00	1120.00 - 1140.00	1350.00 - 1400.00	3000.00 - 3000.00	1450.00 - 1500.00
Puttalam	2000.00 - 2200.00	1260.00 - 1350.00	-	3200.00 - 3200.00	-
Hambantota	-	1250.00 - 1280.00	-	-	-
Rathnapura	2200.00 - 2200.00	1100.00 - 1300.00	1150.00 - 1350.00	3200.00 - 3200.00	-
Matara	-	1160.00 - 1200.00	-	-	-
Galle	2200.00 - 2200.00	1150.00 - 1250.00	-	3200.00 - 3200.00	-
Tissamaharama	-	1150.00 - 1250.00	-	2800.00 - 2800.00	1400.00 - 1600.00
Meegoda	-	1200.00 - 1220.00	1300.00 - 1350.00	3300.00 - 3300.00	1500.00 - 1500.00
Embilipitiya	2150.00 - 2200.00	1000.00 - 1200.00	1200.00 - 1300.00	2900.00 - 3000.00	1450.00 - 1600.00
Jaffna	2000.00 - 2100.00	1150.00 - 1200.00	1450.00 - 1550.00	3450.00 - 3500.00	-
Vavuniya	2000.00 - 2150.00	1300.00 - 1350.00	-	2900.00 - 3000.00	-
Mannar	1800.00 - 2000.00	1360.00 - 1360.00	1700.00 - 1800.00	-	-
Killinochchi	1900.00 - 1950.00	1400.00 - 1450.00	1600.00 - 1650.00	3100.00 - 3200.00	-
Mullaittivu	-	-	-	-	-
Batticaloa	1700.00 - 1800.00	1200.00 - 1240.00	1500.00 - 1600.00	3200.00 - 3200.00	-
Trincomalee	1950.00 - 2000.00	1350.00 - 1400.00	1650.00 - 1700.00	-	-
Veyangoda	2200.00 - 2200.00	1150.00 - 1150.00	950.00 - 950.00	2950.00 - 3000.00	1300.00 - 1300.00
Galenbindunuwewa	1900.00 - 1900.00	1140.00 - 1140.00	-	-	1400.00 - 1500.00
Bandarawela	2000.00 - 2200.00	1250.00 - 1300.00	-	3000.00 - 3200.00	-
Matale	2000.00 - 2200.00	1250.00 - 1300.00	1300.00 - 1500.00	2800.00 - 3000.00	1500.00 - 1600.00

Table 14: Colombo: Wholesale Prices (Rs/kg or Rs/piece)

Week 04: 19 - 25 January 2024

COMMODITY	Range	Average Price			Change Compared to		COMMODITY	Range	Average Price			Change Compared to	
		This Week	Last Week	Last Year	Last Week (%)	Last Year (%)			This Week	Last Week	Last Year	Last Week (%)	Last Year (%)
<u>Rice</u>													
Local													
Samba 1	240.00 - 245.00	242.22	241.88	211.70	0.14	14.42	Large	95.00 - 100.00	98.25	104.17	99.20	-5.68	-0.96
Samba 2	235.00 - 238.00	236.50	235.86	204.50	0.27	15.65	Small	80.00 - 90.00	85.00	87.50	89.60	-2.86	-5.13
Keeri Samba	340.00 - 350.00	345.00	341.00	219.30	1.17	57.32	<u>Fruits (Rs/fruit)</u>						
Nadu 1	205.00 - 215.00	210.00	211.88	194.36	-0.88	8.04	Plantain						
Nadu 2	200.00 - 208.00	203.63	206.50	190.00	-1.39	7.17	Ambul (Rs/kg)	100.00 - 140.00	120.83	156.92	192.31	-23.00	-37.17
Raw (Red)	175.00 - 185.00	180.56	180.56	189.30	0.00	-4.62	Kolikuttu (Rs/kg)	250.00 - 320.00	283.33	300.00	355.83	-5.56	-20.37
Raw (White)	200.00 - 210.00	205.56	205.00	185.00	0.27	11.11	Seeni (Rs/kg)	100.00 - 140.00	118.33	123.33	131.54	-4.05	-10.04
Imported													
Samba	275.00 - 280.00	276.67		200.60		37.92	Anamalu	25.00 - 32.00	28.50	29.67	21.00	-3.93	35.71
Nadu				174.10			Ambun	30.00 - 40.00	35.00	36.67	25.50	-4.55	37.25
Raw (Red)							Papaw(Rs/kg)	90.00 - 180.00	132.50	140.83	182.50	-5.92	-27.40
Raw (White)				165.30			Passion Fruit	100.00 - 130.00	115.45	110.00	59.55	4.96	93.89
<u>Dried Chillies</u>													
Imported	900.00 - 1000.00	952.00	998.57	1303.50	-4.66	-26.97	Pineapple Large	700.00 - 720.00	710.00	647.50	435.00	9.65	63.22
<u>Onion</u>													
Sinnan							Pineapple Medium	540.00 - 560.00	552.50	500.00	367.78	10.50	50.23
Vedalan							Pineapple Small	400.00 - 460.00	433.75	400.00	310.00	8.44	39.92
Imported	270.00 - 320.00	291.25	282.50	384.00	3.10	-24.15	Mango						
<u>Big Onion</u>													
Imported	250.00 - 370.00	315.00	340.00	128.50	-7.35	145.14	Betti				20.89		
Local													
							Karthakolomban	80.00 - 150.00	110.00	63.18	125.00	74.10	-12.00
							Vilad	85.00 - 100.00	93.57				
							Kohu						
<u>Potato</u>													
Welimada							<u>Other</u>						
N'Eliya	300.00 - 330.00	315.00	320.00	375.00	-1.56	-16.00	Wood Apple	32.00 - 42.00	37.83	30.36	40.50	24.60	-6.58
Imported	160.00 - 230.00	192.00	162.78	117.00	17.95	64.10	Orange	60.00 - 70.00	65.00	87.50	29.91	-25.71	117.33
<u>Pulses</u>													
Green Gram	950.00 - 1000.00	976.67	976.67	1228.13	0.00	-20.47	Avocado	140.00 - 200.00	165.56	164.17	155.00	0.85	6.81
Cowpea (White)	1050.00 - 1150.00	1106.67		1163.33		-4.87	Slime Apple	28.00 - 40.00	31.78	39.44	18.67	-19.44	70.24
Cowpea (Red)	850.00 - 980.00	921.67	926.67	1180.00	-0.54	-21.89	Grapes (Imp., Rs/kg)	1300.00 - 1500.00	1400.00	1350.00	1790.00	3.70	-21.79
Red Dhal	290.00 - 300.00	294.17	294.00	352.50	0.06	-16.55	King Coconut	80.00 - 110.00	95.00	96.67	117.78	-1.72	-19.34
<u>Vegetable</u>													
Beans (Butter)							<u>Sea Fish</u>						
Beans(Green)	650.00 - 750.00	688.00	713.00	330.00	-3.51	108.48	Salaya	180.00 - 300.00	235.00	282.00	345.00	-16.67	-31.88
Carrot	800.00 - 1200.00	990.00	1395.83	156.00	-29.07	534.62	Hurulla	400.00 - 500.00	456.00	541.00	798.00	-15.71	-42.86
Leeks	350.00 - 400.00	378.00	326.00	220.91	15.95	71.11	Balaya	500.00 - 700.00	586.00	735.00	656.00	-20.27	-10.67
Beetroot	400.00 - 600.00	511.82	537.00	280.91	-4.69	82.20	Kelawalla	850.00 - 1100.00	965.00	1019.00	1024.00	-5.30	-5.76
Knolkhol	200.00 - 350.00	273.00	276.00	234.00	-1.09	16.67	Thora	1800.00 - 2600.00	2150.00	2210.00	2210.00	-2.71	-2.71
Raddish	120.00 - 150.00	129.00	144.00	62.00	-10.42	108.06	Paraw	950.00 - 1350.00	1150.00	1275.00	1083.33	-9.80	6.15
Cabbage	400.00 - 500.00	451.00	553.00	57.00	-18.44	691.23	Mora	950.00 - 1100.00	1056.00	948.00	960.00	11.39	10.00
Tomato	350.00 - 550.00	450.00	424.00	169.00	6.13	166.27	Shrimps	1600.00 - 1750.00	1673.00	1705.00	1480.00	-1.88	13.04
Ladies Fingers	300.00 - 350.00	325.00	310.00	186.00	4.84	74.73	Thalapath	1400.00 - 2200.00	1810.00	1725.00	1855.00	4.93	-2.43
Brinjal	450.00 - 600.00	509.00	475.00	182.00	7.16	179.67	<u>Eggs</u>						
Capsicum	600.00 - 900.00	750.00	663.00	690.00	13.12	8.70	Brown	51.00 - 56.00	53.50	51.00	50.75	4.90	5.42
Pumpkin	120.00 - 140.00	127.00	130.00	119.00	-2.31	6.72	White	49.00 - 54.00	51.50	48.63	48.25	5.91	6.74
Cucumber	70.00 - 100.00	81.00	67.00	105.00	20.90	-22.86	<u>Dried Fish</u>						
Bitter Gourd	350.00 - 400.00	386.00	376.00	280.00	2.66	37.86	Sprats	1450.00 - 1750.00	1617.00	1503.00	1299.00	7.58	24.48
Snake Gourd	350.00 - 400.00	369.00	234.00	196.00	57.69	88.27	Sprats (Imported)	960.00 - 1100.00	1028.33	1024.17	955.00	0.41	7.68
Drumstick							Kattawa						
Luffa	350.00 - 400.00	373.00	324.00	254.00	15.12	46.85	Kattawa (Imported)	1250.00 - 1450.00	1359.00	1322.00	1696.67	2.80	-19.90
Long Beans	300.00 - 350.00	322.00	300.00	141.00	7.33	128.37	Thora						
Ash Plantain	250.00 - 320.00	289.00	279.00	223.00	3.58	29.60	Mora	1750.00 - 1950.00	1855.00	1834.00	1665.00	1.15	11.41
Green Chillies	800.00 - 1000.00	890.00	750.00	338.00	18.67	163.31	Mora (Imported)						
Lime	150.00 - 200.00	176.00	209.00	94.00	-15.79	87.23	Balaya	950.00 - 1100.00	1020.00	996.00	896.67	2.41	13.75
<u>Root Crops</u>													
Sweet Potato	100.00 - 200.00	143.00	116.00	126.00	23.28	13.49	Balaya (Imported)						
Manioc	80.00 - 130.00	109.00	106.00	152.00	2.83	-28.29	Anguluwa						
<u>Leafy Vegetable</u>													
Mukunuwenna	40.00 - 50.00	45.75	49.29	58.00	-7.17	-21.12	Anguluwa (Imported)	1450.00 - 1600.00	1535.00	1520.00	1624.00	0.99	-5.48
Kankun	40.00 - 50.00	45.75	49.29	58.00	-7.17	-21.12	Maduwa	1350.00 - 1450.00	1370.91	1431.00	1187.00	-4.20	15.49
Gotukola (Rs/kg)	280.00 - 320.00	300.00	308.57	241.67	-2.78	24.14	Maduwa (Imported)						
							Koduwa						
							Koduwa (Imported)						
							Salaya	400.00 - 500.00	458.33	461.67	814.00	-0.72	-43.69
							Salaya (Imported)						

This Week: Week 04: 19 - 25 January 2024
Last Week: Week 03: 12 - 18 January 2024

Table 15: Colombo &Suburbs: Retail Prices (Rs/kg or Rs/piece)

Week 04: 19 - 25 January 2024

COMMODITY	Range	Average Price			Change Compared to		COMMODITY	Range	Average Price			Change Compared to	
		This Week	Last Week	Last Year	Last Week	Last Year (%)			This Week	Last Week	Last Year	Last Week	Last Year (%)
<u>Rice</u>													
Local													
Samba 1	230.00 - 260.00	255.00	254.87	230.86	0.13	10.46	Large	110.00 - 120.00	119.00	118.28	118.57	0.72	0.36
Samba 2	-	-	-	220.00	-	-	Small	90.00 - 100.00	96.82	95.00	96.36	1.82	0.47
Keeri Samba	360.00 - 370.00	368.89	368.75	255.56	0.14	44.35	<u>Fruits (Rs/fruit)</u>						
Nadu 1	220.00 - 230.00	223.39	225.16	221.32	-1.77	0.93	Plantain						
Nadu 2	-	-	-	210.83	-	-	Ambul (Rs/kg)	150.00 - 280.00	225.74	240.37	260.00	-14.63	-13.18
Raw (Red)	190.00 - 220.00	206.13	206.00	213.19	0.13	-3.31	Kolikuttu (Rs/kg)	350.00 - 500.00	434.64	454.29	459.14	-19.64	-5.34
Raw (White)	210.00 - 220.00	217.42	217.33	211.62	0.09	2.74	Seeni (Rs/kg)	150.00 - 260.00	208.10	214.81	216.11	-6.71	-3.71
Imported													
Samba	330.00 - 330.00	330.00	-	224.12	-	47.24	Anamalu	30.00 - 42.00	36.63	37.00	28.78	-0.37	27.26
Nadu	-	-	-	197.66	-	-	Ambun	40.00 - 55.00	48.25	49.04	36.00	-0.79	34.03
Raw (Red)	-	-	-	-	-	-	Papaw(Rs/kg)	170.00 - 350.00	247.86	252.92	319.69	-5.06	-22.47
Raw (White)	-	-	-	188.48	-	-	Passion Fruit	120.00 - 200.00	152.50	141.36	65.19	11.14	133.95
<u>Dried Chillies</u>													
Imported	1100.00 - 1400.00	1275.93	1294.83	1724.12	-18.90	-26.00	Pineapple Large	730.00 - 800.00	758.00	663.33	573.71	94.67	32.12
<u>Onion</u>													
Sinnan	-	-	-	-	-	-	Pineapple Medium	550.00 - 700.00	628.26	553.81	481.07	74.45	30.60
Vedalan	-	-	-	-	-	-	Pineapple Small	450.00 - 550.00	497.31	475.63	376.15	21.68	32.21
Imported	400.00 - 600.00	512.76	508.28	662.94	4.48	-22.65	Mango						
<u>Big Onion</u>													
Imported	400.00 - 500.00	451.29	510.65	170.00	-59.35	165.46	Betti	-	-	-	-	-	-
Local	-	-	-	-	-	-	Karthakolomban	115.00 - 180.00	144.29	156.92	170.31	-12.64	-15.28
<u>Potato</u>													
Welimada	-	-	-	-	-	-	Vilad	-	-	-	-	-	-
N'Eliya	380.00 - 460.00	415.00	409.47	433.33	5.53	-4.23	Kohu	-	-	-	-	-	-
Imported	180.00 - 200.00	194.84	191.61	165.44	3.23	17.77	<u>Other</u>						
<u>Pulses</u>													
Green Gram	1100.00 - 1300.00	1183.33	1180.00	1366.43	3.33	-13.40	Wood Apple	40.00 - 120.00	82.86	69.09	94.17	13.77	-12.01
Cowpea (White)	1200.00 - 1300.00	1225.93	1225.00	1424.71	0.93	-13.95	Orange	70.00 - 200.00	129.23	176.33	87.69	-47.10	47.37
Cowpea (Red)	1200.00 - 1300.00	1225.93	1226.92	1423.33	-1.00	-13.87	Avocado	200.00 - 300.00	223.33	207.50	145.63	15.83	53.36
Red Dhal	320.00 - 360.00	339.19	338.39	381.35	0.81	-11.06	Slime Apple	40.00 - 120.00	74.78	78.25	65.86	-3.47	13.54
<u>Vegetable</u>													
Beans (Butter)	-	-	-	-	-	-	Grapes (Imp., Rs/kg)	1600.00 - 2500.00	2045.65	2010.00	2464.71	35.65	-17.00
Beans(Green)	680.00 - 1120.00	941.15	1203.70	456.25	-262.55	106.28	King Coconut	130.00 - 150.00	144.78	145.45	143.75	-0.67	0.72
Carrot	850.00 - 1650.00	1231.82	1707.14	304.81	-475.32	304.12	<u>Sea Fish</u>						
Leeks	440.00 - 800.00	601.92	633.70	359.60	-31.78	67.39	Salaya	250.00 - 600.00	499.05	550.00	552.22	-50.95	-9.63
Beetroot	740.00 - 1300.00	951.54	910.00	386.80	41.54	146.00	Hurulla	600.00 - 1000.00	850.00	907.50	948.10	-57.50	-10.35
Knolkhol	400.00 - 800.00	614.74	675.33	374.35	-60.60	64.22	Balaya	780.00 - 1200.00	888.00	1205.71	1272.17	-317.71	-30.20
Raddish	160.00 - 420.00	308.00	331.85	186.67	-23.85	65.00	Kelawalla	1200.00 - 2400.00	1950.00	1997.65	2002.00	-47.65	-2.60
Cabbage	500.00 - 1100.00	727.31	853.21	183.20	-125.91	297.00	Thora	2500.00 - 3200.00	2970.00	3155.56	3101.11	-185.56	-4.23
Tomato	440.00 - 860.00	692.31	656.55	254.80	35.76	171.71	Paraw	1400.00 - 2400.00	2030.56	2146.15	2028.00	-115.60	0.13
Ladies Fingers	340.00 - 600.00	500.00	511.11	295.20	-11.11	69.38	Mora	-	-	-	1552.86	-	-
Brinjal	600.00 - 800.00	718.85	825.56	314.00	-106.71	128.93	Shrimps	2000.00 - 2100.00	2025.00	2052.94	1840.80	-27.94	10.01
Capsicum	900.00 - 1600.00	1188.46	972.96	830.80	215.50	43.05	Thalpath	2000.00 - 3000.00	2771.43	2752.63	2556.00	18.80	8.43
Pumpkin	200.00 - 320.00	262.61	272.96	228.00	-10.35	15.18	<u>Eggs</u>						
Cucumber	120.00 - 260.00	218.08	239.29	207.69	-21.21	5.00	Brown	53.00 - 57.00	55.32	54.00	49.22	1.32	12.38
Bitter Gourd	440.00 - 900.00	646.54	679.23	443.60	-32.69	45.75	White	51.00 - 55.00	53.32	50.74	48.00	2.58	11.07
Snake Gourd	380.00 - 760.00	561.60	431.36	347.50	130.24	61.61	<u>Dried Fish</u>						
Drumstick	-	-	-	-	-	-	Sprats	1800.00 - 2200.00	1977.78	2071.43	1803.85	-93.65	9.64
Luffa	400.00 - 800.00	603.04	590.00	422.80	13.04	42.63	Sprats (Imported)	1200.00 - 1400.00	1319.05	1315.00	1328.28	4.05	-0.69
Long Beans	400.00 - 600.00	487.20	502.50	325.00	-15.30	49.91	Kattawa	1800.00 - 2400.00	2152.38	2133.33	2496.43	19.05	-13.78
Ash Plantain	320.00 - 560.00	443.46	456.80	320.83	-13.34	38.22	Thora	-	-	-	1552.86	-	-
Green Chillies	1000.00 - 1600.00	1350.00	1431.03	657.08	-81.03	105.45	Mora	2000.00 - 2500.00	2366.67	2428.57	2407.41	-61.90	-1.69
Lime	240.00 - 760.00	456.00	478.62	279.60	-22.62	63.09	Balaya	1400.00 - 1800.00	1709.09	1694.74	1477.78	14.35	15.65
<u>Root Crops</u>													
Sweet Potato	220.00 - 400.00	332.00	317.41	225.60	14.59	47.16	Anguluwa	2400.00 - 2800.00	2560.00	2400.00	2383.33	160.00	7.41
Manioc	160.00 - 280.00	228.40	215.00	216.52	13.40	5.49	Maduwa	-	-	-	-	-	-
<u>Leafy Vegetable</u>													
Mukunuwenna	60.00 - 100.00	83.93	84.48	82.22	-0.55	2.08	Koduwa	-	-	-	-	-	-
Kankun	60.00 - 100.00	83.33	84.48	82.22	-1.15	1.35	Salaya	1000.00 - 1300.00	1200.00	1066.67	1263.16	133.33	-5.00
Gotukola	100.00 - 150.00	111.11	106.90	114.50	4.21	-2.96	<u>Meat</u>						
Beef (without Bones)													
Chicken (Broiler)													
Chicken (Curry)													
Mutton													
Pork													

This Week: Week 04: 19 - 25 January 2024

Last Week: Week 03: 12 - 18 January 2024

Table 16: Farmgate/Producer Prices of Food Commodities in Selected Producing Areas (Rs/kg)

Week 04: 19 - 25 January 2024

COMMODITY	Range	Average Price	COMMODITY	Range	Average Price	COMMODITY	Range	Average Price
<u>Paddy</u>			<u>Vegetable (Up Country)</u>			<u>Snake Gourd</u>		
Short Grain			Beans			Dambulla	172.50 - 200.00	187.00
A'pura	125.00 - 130.00	127.00	Dambulla	600.00 - 620.00	615.00	Hambantota	250.00 - 280.00	266.00
P'narua	101.00 - 129.00	115.75	Welimada	560.00 - 580.00	568.00	Embilipitiya	350.00 - 370.00	360.00
Kalawewa	125.00 - 130.00	127.60	Badulla	700.00 - 750.00	733.33	Matara	-	
Kurunegala	110.00 - 125.00	117.33	Carrot			A'pura	220.00 - 240.00	228.00
Dehiattakandiya	125.00 - 125.00	125.00	N'Eliya	900.00 - 960.00	922.00	Luffa		
Nikaweratiya	110.00 - 125.00	118.29	Welimada	640.00 - 700.00	670.00	Dambulla	290.00 - 330.00	312.00
Ampara	-		Hanguranketha	800.00 - 1000.00	906.00	Hambantota	350.00 - 370.00	360.00
Long Grain (White)			Leeks			Embilipitiya	300.00 - 340.00	322.50
A'pura	113.00 - 116.00	114.20	N'Eliya	400.00 - 420.00	412.00	Matara	-	
P'narua	90.00 - 114.00	100.33	Welimada	350.00 - 380.00	366.00	A'pura	330.00 - 350.00	338.00
Kalawewa	112.00 - 115.00	114.00	Beetroot			Green Chillies		
Kurunegala	90.00 - 115.00	103.33	N'Eliya	550.00 - 580.00	564.00	Dambulla	690.00 - 750.00	722.00
Dehiattakandiya	105.00 - 109.00	107.33	Dambulla	-		Hambantota	-	
Embilipitiya	-		Kurunegala	-		Embilipitiya	920.00 - 960.00	944.00
Nikaweratiya	90.00 - 115.00	102.71	Welimada	430.00 - 450.00	440.00	Puttalam	600.00 - 700.00	641.67
Hambantota	-		Hanguranketha	430.00 - 500.00	464.00	A'pura	850.00 - 900.00	870.00
Ampara	85.00 - 114.00	93.50	Knol Khol			Pumpkin		
Long Grain (Red)			N'Eliya	250.00 - 280.00	260.00	Dambulla	95.00 - 115.00	104.00
Matara	100.00 - 105.00	103.75	Welimada	200.00 - 230.00	214.00	Hambantota	110.00 - 120.00	115.00
Hambantota	95.00 - 100.00	97.75	Hanguranketha	250.00 - 320.00	288.00	Embilipitiya	130.00 - 200.00	158.00
Embilipitiya	97.00 - 100.00	98.50	Raddish			Matara	100.00 - 120.00	110.00
Keeri Samba			N'Eliya	120.00 - 140.00	130.00	A'pura	100.00 - 120.00	108.00
A'pura	150.00 - 155.00	152.50	Welimada	70.00 - 80.00	76.00	Moneragala	100.00 - 120.00	108.00
P'narua	140.00 - 157.00	147.50	Hambantota	160.00 - 170.00	165.00	Cucumber		
Kalawewa	145.00 - 155.00	151.00	Hanguranketha	90.00 - 110.00	100.00	A'pura	70.00 - 80.00	74.00
Kurunegala	140.00 - 148.00	144.33	Cabbage			Dambulla	57.00 - 67.00	61.20
Dehiattakandiya	148.00 - 155.00	151.00	N'Eliya	420.00 - 440.00	430.00	Hambantota	60.00 - 80.00	70.00
Red Onion			Welimada	350.00 - 380.00	360.00	Matara	50.00 - 65.00	57.50
Puttalam	240.00 - 300.00	266.00	Badulla	-		Long Beans		
Jaffna	280.00 - 310.00	300.00	Hanguranketha	400.00 - 500.00	456.00	Dambulla	260.00 - 290.00	276.00
Big Onion			Tomato			Hambantota	160.00 - 180.00	170.00
Dambulla	-		Welimada	380.00 - 420.00	404.00	Embilipitiya	320.00 - 360.00	344.00
Kalawewa	-		Hambantota	-		Matara	140.00 - 160.00	148.75
A'pura	-		Dambulla	460.00 - 500.00	481.20	A'pura	300.00 - 320.00	308.00
Potato			Hanguranketha	320.00 - 360.00	337.50	Ash Plantain		
N'Eliya	290.00 - 300.00	296.00	Vegetable (Low Country)			Hambantota	-	
Badulla	-		Ladies Fingers			Embilipitiya	180.00 - 210.00	196.00
Welimada	260.00 - 270.00	266.00	A'pura	320.00 - 360.00	336.00	Matara	150.00 - 170.00	158.75
Pulses			Dambulla	290.00 - 320.00	308.00	Lime		
Green Gram			Hambantota	200.00 - 220.00	208.00	Hambantota	-	
Hambantota	-		Embilipitiya	270.00 - 290.00	280.00	Embilipitiya	130.00 - 150.00	142.00
Moneragala	750.00 - 760.00	754.00	Matara	-		Moneragala	100.00 - 150.00	120.00
Embilipitiya	820.00 - 850.00	836.67	Brinjal			Fruits (Rs/kg)		
Nikaweratiya	700.00 - 750.00	712.50	A'pura	380.00 - 400.00	388.00	Banana		
A'pura	720.00 - 760.00	740.00	Dambulla	440.00 - 470.00	456.00	Ambul		
Cowpea			Hambantota	-		Moneragala	90.00 - 100.00	94.00
Hambantota	-		Embilipitiya	450.00 - 480.00	465.00	Embilipitiya	70.00 - 90.00	78.00
Nikaweratiya	500.00 - 700.00	587.50	Matara	360.00 - 400.00	377.50	Hambantota	90.00 - 110.00	100.00
Moneragala	700.00 - 750.00	720.00	Welimada	380.00 - 420.00	396.00	Kolikuttu		
Embilipitiya	790.00 - 800.00	795.00	Capsicum			Moneragala	300.00 - 320.00	308.00
Maize			Badulla	-		Embilipitiya	200.00 - 220.00	210.00
A'pura	120.00 - 125.00	122.50	Welimada	700.00 - 750.00	724.00	Hambantota	-	
Kalawewa	80.00 - 120.00	100.00	Bitter Gourd			Papaw		
Gingelly			A'pura	380.00 - 400.00	388.00	Moneragala	80.00 - 100.00	88.00
A'pura	750.00 - 800.00	775.00	Dambulla	370.00 - 410.00	390.00	Embilipitiya	130.00 - 150.00	140.00
Kalawewa	-		Hambantota	-		Hambantota	110.00 - 130.00	120.00
Black Gram			Embilipitiya	480.00 - 510.00	495.00	Pineapple		
A'pura	800.00 - 850.00	825.00	Matara	360.00 - 380.00	372.50	Divulapitiya	-	
Kalawewa	-							

Annex 01 - Colombo Markets: Retail Prices of Rice and Subsidiary Food Crops (Rs/kg)

Week 04: 19 - 25 January 2024

28

CROP	PELIYAGODA	MAHARAGAMA	KIRULAPONE	NUGEGODA	NARAHENPITA	DEMATAGODA	THOTALANGA	KADAWATHA	KIRIBATHGODA
<u>Rice</u>									
Local									
Samba 1	260.00 - 260.00	230.00 - 260.00	260.00 - 260.00	230.00 - 260.00	260.00 - 260.00	230.00 - 260.00	250.00 - 260.00	230.00 - 260.00	230.00 - 260.00
Samba 2	-	-	-	-	-	-	-	-	-
Keeri Samba	360.00 - 360.00	370.00 - 370.00	370.00 - 370.00	370.00 - 370.00	370.00 - 370.00	370.00 - 370.00	370.00 - 370.00	370.00 - 370.00	370.00 - 370.00
Nadu 1	220.00 - 230.00	220.00 - 230.00	220.00 - 230.00	220.00 - 230.00	220.00 - 220.00	220.00 - 230.00	220.00 - 230.00	220.00 - 230.00	220.00 - 230.00
Nadu 2	-	-	-	-	-	-	-	-	-
Raw (Red)	200.00 - 210.00	190.00 - 200.00	190.00 - 200.00	200.00 - 210.00	200.00 - 210.00	210.00 - 220.00	210.00 - 210.00	210.00 - 220.00	210.00 - 210.00
Raw (White)	210.00 - 220.00	210.00 - 220.00	210.00 - 220.00	210.00 - 220.00	220.00 - 220.00	220.00 - 220.00	220.00 - 220.00	220.00 - 220.00	220.00 - 220.00
Imported									
Samba	-	-	-	330.00 - 330.00	330.00 - 330.00	-	-	-	-
Nadu	-	-	-	-	-	-	-	-	-
Raw (Red)	-	-	-	-	-	-	-	-	-
Raw (White)	-	-	-	-	-	-	-	-	-
<u>Dried Chillies</u>									
Imported	1100.00 - 1200.00	1200.00 - 1400.00	1300.00 - 1400.00	1400.00 - 1400.00	1400.00 - 1400.00	1200.00 - 1300.00	1200.00 - 1300.00	1300.00 - 1300.00	1300.00 - 1300.00
<u>Red Onion</u>									
Sinnan	-	-	-	-	-	-	-	-	-
Vedalan	-	-	-	-	-	-	-	-	-
Imported	400.00 - 400.00	600.00 - 600.00	480.00 - 600.00	600.00 - 600.00	400.00 - 480.00	480.00 - 480.00	400.00 - 500.00	400.00 - 500.00	480.00 - 600.00
<u>Big Onion</u>									
Imported	420.00 - 420.00	450.00 - 480.00	440.00 - 480.00	480.00 - 480.00	450.00 - 460.00	440.00 - 450.00	450.00 - 500.00	400.00 - 400.00	400.00 - 500.00
Local	-	-	-	-	-	-	-	-	-
<u>Potato</u>									
Welimada	-	-	-	-	-	-	-	-	-
N'Eliya	460.00 - 460.00	380.00 - 400.00	380.00 - 400.00	400.00 - 440.00	460.00 - 460.00	460.00 - 460.00	400.00 - 440.00	400.00 - 440.00	400.00 - 440.00
Imported	200.00 - 200.00	180.00 - 200.00	180.00 - 200.00	200.00 - 200.00	200.00 - 200.00	200.00 - 200.00	180.00 - 200.00	180.00 - 200.00	180.00 - 200.00
<u>Pulses</u>									
Green Gram	1100.00 - 1200.00	1300.00 - 1300.00	1200.00 - 1300.00	1200.00 - 1300.00	1100.00 - 1200.00	1200.00 - 1200.00	1100.00 - 1200.00	1200.00 - 1200.00	1200.00 - 1200.00
Cowpea (White)	1200.00 - 1200.00	1300.00 - 1300.00	1200.00 - 1300.00	1300.00 - 1300.00	1200.00 - 1300.00	1200.00 - 1200.00	1200.00 - 1300.00	1200.00 - 1200.00	1200.00 - 1200.00
Cowpea (Red)	1200.00 - 1200.00	1300.00 - 1300.00	1200.00 - 1300.00	1300.00 - 1300.00	1200.00 - 1200.00	1200.00 - 1200.00	1300.00 - 1300.00	1200.00 - 1200.00	1200.00 - 1200.00
Red Dhal	320.00 - 320.00	340.00 - 360.00	320.00 - 340.00	340.00 - 360.00	340.00 - 360.00	330.00 - 360.00	320.00 - 340.00	320.00 - 340.00	360.00 - 360.00

Annex 02 - Colombo Markets: Retail Prices of Vegetables (Rs/kg) and Coconut (Rs/nut)

Week 04: 19 - 25 January 2024

29

CROP	PELIYAGODA	MAHARAGAMA	KIRULAPONE	NUGEGODA	NARAHENPITA	DEMATAGODA	THOTALANGA	KADAWATHA	KIRIBATHGODA
<u>Vegetable</u>									
Beans	680.00 - 720.00	1100.00 - 1120.00	840.00 - 1100.00	1000.00 - 1100.00	760.00 - 800.00	940.00 - 1000.00	870.00 - 1000.00	900.00 - 1100.00	1000.00 - 1100.00
Carrot	850.00 - 1200.00	1600.00 - 1600.00	1200.00 - 1600.00	1400.00 - 1600.00	900.00 - 1200.00	1600.00 - 1650.00	1100.00 - 1200.00	850.00 - 900.00	-
Leeks	440.00 - 460.00	450.00 - 460.00	720.00 - 800.00	600.00 - 800.00	550.00 - 560.00	460.00 - 600.00	600.00 - 660.00	460.00 - 480.00	760.00 - 800.00
Beetroot	740.00 - 760.00	1200.00 - 1300.00	760.00 - 1200.00	800.00 - 1100.00	900.00 - 960.00	760.00 - 1000.00	800.00 - 860.00	1200.00 - 1300.00	880.00 - 900.00
Knolkhol	400.00 - 540.00	800.00 - 800.00	720.00 - 760.00	550.00 - 560.00	600.00 - 650.00	400.00 - 400.00	460.00 - 460.00	600.00 - 800.00	760.00 - 800.00
Raddish	160.00 - 220.00	400.00 - 420.00	280.00 - 340.00	400.00 - 420.00	240.00 - 320.00	240.00 - 320.00	300.00 - 360.00	320.00 - 360.00	280.00 - 300.00
Cabbage	640.00 - 660.00	520.00 - 540.00	680.00 - 800.00	760.00 - 800.00	500.00 - 660.00	800.00 - 800.00	680.00 - 740.00	760.00 - 800.00	1000.00 - 1100.00
Tomato	680.00 - 740.00	800.00 - 800.00	780.00 - 800.00	780.00 - 800.00	550.00 - 630.00	800.00 - 860.00	440.00 - 460.00	440.00 - 480.00	720.00 - 760.00
Ladies Fingers	340.00 - 400.00	460.00 - 480.00	600.00 - 600.00	500.00 - 600.00	450.00 - 540.00	400.00 - 480.00	500.00 - 540.00	400.00 - 470.00	540.00 - 560.00
Brinjal	600.00 - 680.00	800.00 - 800.00	720.00 - 800.00	700.00 - 800.00	700.00 - 800.00	600.00 - 660.00	600.00 - 660.00	740.00 - 800.00	760.00 - 780.00
Capsicum	1000.00 - 1100.00	1600.00 - 1600.00	1100.00 - 1200.00	1100.00 - 1200.00	1000.00 - 1100.00	1200.00 - 1300.00	900.00 - 1000.00	1500.00 - 1600.00	1000.00 - 1100.00
Pumpkin	200.00 - 240.00	320.00 - 320.00	320.00 - 320.00	260.00 - 320.00	240.00 - 260.00	320.00 - 320.00	200.00 - 240.00	240.00 - 260.00	320.00 - 320.00
Cucumber	120.00 - 160.00	260.00 - 260.00	240.00 - 260.00	240.00 - 260.00	160.00 - 200.00	240.00 - 260.00	150.00 - 160.00	200.00 - 240.00	240.00 - 260.00
Bitter Gourd	440.00 - 460.00	660.00 - 680.00	740.00 - 780.00	600.00 - 680.00	540.00 - 650.00	800.00 - 900.00	480.00 - 500.00	900.00 - 900.00	600.00 - 660.00
Snake Gourd	420.00 - 460.00	460.00 - 480.00	460.00 - 560.00	600.00 - 700.00	500.00 - 520.00	520.00 - 600.00	380.00 - 400.00	740.00 - 760.00	720.00 - 760.00
Drumstick	-	-	-	-	-	-	-	-	-
Luffa	450.00 - 540.00	460.00 - 480.00	720.00 - 740.00	600.00 - 660.00	460.00 - 460.00	-	400.00 - 440.00	760.00 - 800.00	760.00 - 800.00
Long Beans	400.00 - 460.00	600.00 - 600.00	400.00 - 420.00	600.00 - 600.00	460.00 - 480.00	-	400.00 - 500.00	400.00 - 420.00	600.00 - 600.00
Ash Plantain	340.00 - 380.00	400.00 - 440.00	520.00 - 540.00	540.00 - 560.00	400.00 - 450.00	400.00 - 480.00	340.00 - 360.00	320.00 - 360.00	480.00 - 500.00
Green Chillies	1000.00 - 1200.00	1600.00 - 1600.00	1100.00 - 1500.00	1100.00 - 1400.00	1200.00 - 1300.00	1600.00 - 1600.00	1000.00 - 1100.00	1400.00 - 1600.00	1600.00 - 1600.00
Lime	240.00 - 260.00	600.00 - 600.00	760.00 - 760.00	500.00 - 560.00	300.00 - 380.00	600.00 - 600.00	260.00 - 300.00	360.00 - 420.00	600.00 - 660.00
<u>Root Crops</u>									
Sweet Potato	220.00 - 260.00	400.00 - 400.00	320.00 - 360.00	400.00 - 400.00	320.00 - 340.00	240.00 - 320.00	360.00 - 400.00	320.00 - 360.00	320.00 - 340.00
Manioc	160.00 - 180.00	240.00 - 260.00	220.00 - 260.00	280.00 - 280.00	200.00 - 240.00	280.00 - 280.00	160.00 - 180.00	200.00 - 280.00	260.00 - 260.00
<u>Leafy Vegetable</u>									
Mukunuwenna	60.00 - 80.00	100.00 - 100.00	80.00 - 80.00	100.00 - 100.00	80.00 - 80.00	80.00 - 80.00	70.00 - 70.00	80.00 - 80.00	100.00 - 100.00
Kankun	60.00 - 80.00	100.00 - 100.00	80.00 - 80.00	100.00 - 100.00	80.00 - 80.00	80.00 - 80.00	70.00 - 70.00	80.00 - 80.00	100.00 - 100.00
Gotukola	120.00 - 150.00	120.00 - 120.00	100.00 - 100.00	120.00 - 120.00	100.00 - 100.00	100.00 - 100.00	100.00 - 100.00	100.00 - 100.00	120.00 - 120.00
<u>Coconut</u>									
Large	110.00 - 110.00	120.00 - 120.00	120.00 - 120.00	110.00 - 120.00	120.00 - 120.00	120.00 - 120.00	120.00 - 120.00	120.00 - 120.00	120.00 - 120.00
Small	90.00 - 100.00	100.00 - 100.00	100.00 - 100.00	100.00 - 100.00	90.00 - 90.00	100.00 - 100.00	100.00 - 100.00	100.00 - 100.00	100.00 - 100.00

Annex 03 - Colombo Markets: Retail Prices of Fruits (Rs/fruit)

Week 04: 19 - 25 January 2024

30

CROP	PELIYAGODA	MAHARAGAMA	KIRULAPONE	NUGEGODA	NARAHENPITA	DEMATAGODA	THOTALANGA	KADAWATHA	KIRIBATHGODA
<i>Plantain</i>									
Ambul (Rs/Kg)	150.00 - 260.00	250.00 - 260.00	260.00 - 280.00	200.00 - 240.00	200.00 - 250.00	240.00 - 240.00	160.00 - 200.00	230.00 - 240.00	200.00 - 230.00
Kolikuttu (Rs/Kg)	350.00 - 450.00	450.00 - 460.00	500.00 - 500.00	400.00 - 450.00	400.00 - 450.00	440.00 - 440.00	400.00 - 450.00	450.00 - 500.00	400.00 - 500.00
Seeni (Rs/Kg)	150.00 - 220.00	230.00 - 250.00	250.00 - 260.00	180.00 - 240.00	230.00 - 250.00	240.00 - 240.00	150.00 - 200.00	180.00 - 230.00	200.00 - 230.00
Anamalu	30.00 - 37.00	37.00 - 40.00	40.00 - 42.00	35.00 - 42.00	32.00 - 37.00	35.00 - 37.00	35.00 - 37.00	40.00 - 42.00	30.00 - 42.00
Ambun	40.00 - 50.00	50.00 - 52.00	55.00 - 55.00	45.00 - 55.00	45.00 - 50.00	50.00 - 50.00	46.00 - 50.00	50.00 - 55.00	40.00 - 55.00
<i>Pineapple</i>									
Large	750.00 - 780.00	730.00 - 730.00	750.00 - 800.00	750.00 - 750.00	730.00 - 780.00	-	-	-	-
Medium	550.00 - 580.00	620.00 - 700.00	650.00 - 700.00	600.00 - 700.00	550.00 - 600.00	600.00 - 600.00	-	630.00 - 650.00	550.00 - 680.00
Small	480.00 - 500.00	500.00 - 550.00	500.00 - 550.00	500.00 - 550.00	450.00 - 500.00	450.00 - 450.00	450.00 - 500.00	450.00 - 530.00	450.00 - 530.00
<i>Mango</i>									
Betti	-	-	-	-	-	-	-	-	-
Karthakolomban	120.00 - 150.00	-	-	-	-	-	115.00 - 115.00	115.00 - 115.00	180.00 - 180.00
Vilad	-	-	-	-	-	-	-	-	-
Kohu	-	-	-	-	-	-	-	-	-
<i>Other Fruits</i>									
Wood Apple	50.00 - 60.00	90.00 - 95.00	100.00 - 120.00	80.00 - 110.00	80.00 - 100.00	60.00 - 60.00	40.00 - 45.00	-	60.00 - 100.00
Orange	90.00 - 100.00	120.00 - 120.00	200.00 - 200.00	200.00 - 200.00	70.00 - 110.00	-	-	-	120.00 - 200.00
Avocado	300.00 - 300.00	-	220.00 - 220.00	200.00 - 210.00	200.00 - 210.00	-	-	-	-
Slime Apple	40.00 - 50.00	80.00 - 100.00	100.00 - 120.00	60.00 - 100.00	70.00 - 80.00	70.00 - 70.00	40.00 - 40.00	50.00 - 60.00	60.00 - 120.00
Grapes (Rs/Kg)	1600.00 - 1800.00	2000.00 - 2200.00	2000.00 - 2400.00	2500.00 - 2500.00	2000.00 - 2200.00	2200.00 - 2200.00	1700.00 - 1800.00	2200.00 - 2200.00	1800.00 - 2200.00
Papaw (Rs/Kg)	170.00 - 250.00	300.00 - 320.00	320.00 - 350.00	260.00 - 280.00	280.00 - 300.00	200.00 - 250.00	180.00 - 200.00	260.00 - 280.00	200.00 - 250.00
Passion	130.00 - 150.00	-	160.00 - 180.00	180.00 - 200.00	145.00 - 160.00	-	-	-	120.00 - 120.00
King Coconut	130.00 - 150.00	130.00 - 150.00	150.00 - 150.00	150.00 - 150.00	130.00 - 150.00	150.00 - 150.00	150.00 - 150.00	150.00 - 150.00	150.00 - 150.00

Annex 04 - Colombo Markets: Retail Prices of Sea Fish and Dried Fish (Rs/kg)

Week 04: 19 - 25 January 2024

31

CROP	PELIYAGODA	MAHARAGAMA	KIRULAPONE	NUGEGODA	NARAHENPITA	DEMATAGODA	THOTALANGA	KADAWATHA	KIRIBATHGODA
<i>Sea Fish</i>									
Salaya	250.00 - 350.00	580.00 - 600.00	600.00 - 600.00	600.00 - 600.00	600.00 - 600.00	560.00 - 560.00	400.00 - 480.00	400.00 - 400.00	400.00 - 400.00
Hurulla	600.00 - 700.00	1000.00 - 1000.00	980.00 - 1000.00	900.00 - 1000.00	800.00 - 800.00	800.00 - 800.00	800.00 - 820.00	720.00 - 800.00	800.00 - 800.00
Balaya	780.00 - 860.00	1200.00 - 1200.00	-	-	-	-	800.00 - 800.00	-	-
Kelawalla	1200.00 - 1300.00	2000.00 - 2200.00	2000.00 - 2200.00	2200.00 - 2400.00	2000.00 - 2000.00	2000.00 - 2000.00	2000.00 - 2000.00	2000.00 - 2000.00	2000.00 - 2000.00
Thora	2500.00 - 2700.00	2800.00 - 3200.00	3200.00 - 3200.00	3200.00 - 3200.00	3200.00 - 3200.00	2600.00 - 2800.00	2800.00 - 3000.00	2800.00 - 3000.00	3200.00 - 3200.00
Paraw	1400.00 - 1500.00	2200.00 - 2400.00	2400.00 - 2400.00	2400.00 - 2400.00	2400.00 - 2400.00	1800.00 - 2000.00	2000.00 - 2000.00	2000.00 - 2000.00	2000.00 - 2000.00
Mora	-	-	-	-	-	-	-	-	-
Shrimps Small	2000.00 - 2100.00	2000.00 - 2000.00	2000.00 - 2000.00	2000.00 - 2000.00	2000.00 - 2000.00	2000.00 - 2000.00	2000.00 - 2100.00	2100.00 - 2100.00	2100.00 - 2100.00
Talapath	2000.00 - 2200.00	2600.00 - 2800.00	2800.00 - 3000.00	2800.00 - 3000.00	2800.00 - 2800.00	2600.00 - 2800.00	2600.00 - 2800.00	2800.00 - 3000.00	2800.00 - 3000.00
<i>Eggs (Rs/egg)</i>									
Brown	57.00 - 57.00	57.00 - 57.00	57.00 - 57.00	57.00 - 57.00	55.00 - 55.00	55.00 - 55.00	53.00 - 53.00	53.00 - 53.00	53.00 - 53.00
White	55.00 - 55.00	55.00 - 55.00	55.00 - 55.00	55.00 - 55.00	53.00 - 53.00	53.00 - 53.00	51.00 - 51.00	51.00 - 51.00	51.00 - 51.00
<i>Dried Fish</i>									
Sprats	1800.00 - 2000.00	1800.00 - 2000.00	2000.00 - 2200.00	1800.00 - 2000.00	1800.00 - 2000.00	2200.00 - 2200.00	1800.00 - 2000.00	1800.00 - 2000.00	1800.00 - 2000.00
Kattawa	1800.00 - 2000.00	2000.00 - 2200.00	2000.00 - 2200.00	2200.00 - 2400.00	2000.00 - 2200.00	-	2200.00 - 2200.00	2000.00 - 2200.00	2000.00 - 2200.00
Thora	-	-	-	-	-	-	-	-	-
Mora	2200.00 - 2200.00	2200.00 - 2400.00	2400.00 - 2500.00	2400.00 - 2500.00	2000.00 - 2200.00	2000.00 - 2200.00	2400.00 - 2500.00	2400.00 - 2500.00	2400.00 - 2500.00
Balaya	1400.00 - 1800.00	1600.00 - 1800.00	1800.00 - 1800.00	1600.00 - 1800.00	1800.00 - 1800.00	1800.00 - 1800.00	1400.00 - 1600.00	1600.00 - 1600.00	1600.00 - 1600.00
Anguluwa	-	2600.00 - 2800.00	2800.00 - 2800.00	2400.00 - 2600.00	-	-	2400.00 - 2400.00	2400.00 - 2400.00	2400.00 - 2400.00
Salaya	1200.00 - 1300.00	1200.00 - 1300.00	1200.00 - 1300.00	1200.00 - 1300.00	1000.00 - 1100.00	-	1100.00 - 1200.00	1200.00 - 1300.00	1200.00 - 1300.00
<i>Meat</i>									
Beef (without Bones)	-	2500.00 - 2500.00	2500.00 - 2500.00	2500.00 - 2500.00	2300.00 - 2300.00	-	2200.00 - 2200.00	-	-
Chicken (Broiler)	1270.00 - 1270.00	1270.00 - 1270.00	1270.00 - 1270.00	1280.00 - 1280.00	1180.00 - 1180.00	1100.00 - 1100.00	1200.00 - 1200.00	1300.00 - 1300.00	1300.00 - 1300.00
Chicken (Curry)	1400.00 - 1400.00	1400.00 - 1400.00	1400.00 - 1400.00	1400.00 - 1400.00	1180.00 - 1180.00	900.00 - 900.00	1050.00 - 1050.00	1100.00 - 1100.00	1180.00 - 1180.00
Mutton	-	3200.00 - 3200.00	3200.00 - 3200.00	3300.00 - 3300.00	3300.00 - 3300.00	3300.00 - 3300.00	3200.00 - 3200.00	3200.00 - 3200.00	3400.00 - 3400.00
Pork	-	-	-	-	-	-	-	1300.00 - 1300.00	1250.00 - 1250.00

Annex 05 : Food Composition of Selected Food Commodities

Commodity	Energy (kcal/100g)	Protein (g/100g)	Total fat (g/100g)	Retinol Eq (µ g/100g)	Vit B2 (mg/100g)	Vit B6 (mg/100g)	Folate (µg/100g)	Vit C (mg/100g)	Calcium (mg/100g)	Magnesium (mg/100g)	Iron (mg/100g)	Zinc (mg/100g)
Rice												
Rice - (white Kekulu - normal)	361	9.88	1.52	-	0.03	0.09	10.67	-	6.94	26.29	1.22	1.5
Rice - (white Kekulu Samba)	355	8.81	1.53	-	0.03	0.09	8.11	-	9.82	30.48	0.92	1.7
Rice - (Red Kekulu - normal)	366	8.64	2.12	-	0.05	0.1	8.39	-	4.73	31.7	0.88	1.84
Rice -Samba	369	6.86	2.45	-	0.05	0.13	12.79	-	8.71	37.26	1.18	1.49
Rice - Nadu White	366	7.76	1.48	-	0.03	0.12	9.35	-	4.57	20.1	0.64	1.61
Dried chilies												
	233	12.68	6.41	437	0.84	0.42	46.83	NA	107	231	5.39	1.65
Onion												
Big onions	48	1.67	0.24	0.16	0.01	0.1	32.99	7.58	14.82	16.94	0.45	0.25
Red onions	55	2.13	0.15	0.18	0.02	0.13	30.15	14.26	20.37	19.32	0.31	0.28
Potatoes												
	71	1.67	0.25		0.01	0.09	14.31	20.5	9.83	23.84	0.46	0.29
Pulses												
Green gram	290	21.97	0.93	19.5	0.28	0.33	135	NA	98.96	146	4.15	2.86
White cowpea	320	21.25	1.14	1.36	0.09	0.26	249	NA	84.1	213	5.04	3.57
Red cowpea	320	20.24	1.08	0.96	0.11	0.27	273	NA	81.83	194	4.95	3.4
Red Dhal	319	23.09	0.77	1.06	1.6	0.22	55	NA	41.27	66.63	7.45	3.34
Vegetables												
Beans	46	3.95	0.15	6.64	0.1	0.3	45.2	7.02	35.68	45.56	0.7	0.59
Carrot	30	0.85	0.45	1240	0.03	0.1	24.71	5.93	27.65	11.7	0.59	0.25
Leeks	30	1.74	0.49	18.56	0.02	0.19	42.63	4.65	29.28	11.77	1.49	0.43
Beetroot	31	2.12	0.15	1.52	0.01	0.09	108	4.51	20.29	34.88	0.77	0.29
Knolkhol	16	1.69	0.34		0.05	0.19	12.7	77.64	40.09	19.35	0.23	0.18
Radish	29	0.75	0.11		0.02	0.09	18.09	12.13	35.64	13.56	0.38	0.16
Cabbage	21	1.35	0.14	3.35	0.05	0.14	52.66	29.62	56.85	18.47	0.33	0.16

Tomatoes	20	0.88	0.56	165	0.03	0.09	20.16	25.58	9.69	14.93	0.31	0.12
Ladies fingers	26	2.06	0.19	12.41	0.08	0.28	70.62	24.48	92.26	55.23	0.96	0.44
Brinjal (Pandora Striped)	29	1.49	0.31	23	0.12	0.09	30.99	1.49	18.95	18	0.32	0.19
Brinjal (Chinese eggplant)	24	1.28	0.33	16.83	0.12	0.11	32.94	3.37	14.4	21.18	0.28	0.16
Capsicum	23	1.22	0.34	38.96	0.03	0.29	28.65	49.63	12.65	11.21	0.21	0.31
Pumpkin (Common)	31	0.86	0.3	30.41	0.02	0.09	17.72	8.73	18.75	9.93	0.49	0.25
Cucumber	19	0.98	0.24	0.58	0.01	0.08	19.66	4.08	22.1	18.22	0.67	0.21
Bitter gourd	19	1.47	0.23	55.08	0.05	0.06	53.1	46.89	25.19	35.81	1.75	0.26
Snake gourd (Dark green)	11	0.82	0.25	10.41	0.03	0.12	18.09	3.54	26.83	25.84	0.41	0.11
Snake gourd (Pale green)	11	0.89	0.25	5.14	0.03	0.07	16.52	2.85	27.11	21.77	0.47	0.2
Drumstick	30	2.48	0.12	3.13	0.06	0.12	60.48	92.33	22.27	28.51	0.5	0.26
Watakolu	12	0.86	0.15	59.33	0.01	0.07	25.48	6.41	14.67	14.01	4.42	0.45
Long beans	24	3.36	0.3	-	0.06	0.11	99.98	8.93	44.22	33.17	1.01	0.08
Ash Plantain	76	2.84	0.56	0.06	0.02	0.07	6.82	4.49	5.19	22.55	0.39	0.21
Green chillies	39	2.28	0.76	38.16	0.08	0.25	21.29	98.61	20.25	36.91	1.25	0.29
Limes	26	0.66	0.26	0.36	0.01	0.05	12.1	38.05	26	15.25	0.12	0.05
Kekiri	17	1.01	0.25	0.76	0.01	0.07	17.34	8.07	25.72	26.2	0.63	0.22
Ash pumpkin (Ash guord)	18	0.8	0.15		0.01	0.15	14.17	9.14	19.27	23.62	0.48	0.13
Cho-Cho	19	0.58	0.12	0.3	0.04	0.07	63.81	23.76	20.55	13.02	0.49	0.12
Thalana batu (Little prince)	21	1.28	0.39	24.33	0.12	0.09	38.63	2.4	12.38	19.62	0.31	0.22
Thalana batu (Thai eggplant)	21	1.45	0.26	18.33	0.11	0.09	31.18	2.71	17.24	37.22	0.37	0.24
Thibbatu	61	1.66	1.96	15.89	0.03	1.02	72.39	10.8	105	57.46	1.06	0.59
Kohila yams	27	0.64	0.16	1.72	0.01	0.14	4.64	1.67	52.33	33.95	0.61	1.62
Kehel muwa	19	1.36	0.63	4.27	0.02	0.12	40.51	8.16	35.09	31.43	0.38	0.39
Ambaralla	37	0.73	0.44	3.36	0.01	0.1	44.49	35.51	20.7	9.28	0.7	0.12
Mango	50	0.75	0.09	14.5	0.02	0.14	34.89	91.63	28.56	17.74	0.5	0.09
Mushroom	27	2.54	0.42	-	0.15	0.13	7.81	11.56	0.9	14.42	1.32	0.79
Dambala	21	1.84	0.2	38.74	0.08	0.4	33.69	19.82	68.24	31.38	1.2	0.44
Coconuts nuts	390	3.67	39.92	-	0.05	0.11	14.86	-				

Root Crop

Sweet potato	108	1.27	0.33	NA	0.04	0.09	14.44	22.2	28.93	21.05	0.51	0.14
Manioc	78	0.92	0.19	NA	0.07	0.2	0.1	1.95	25.31	19.08	19.78	23.73
Nelum ala/Lotus root	79	1.94	0.93	NA	0.05	0.19	26.49	26.63	37.71	26.58	3.34	0.35
Kiriala	87	3.96	0.15	1.19	0.03	0.16	20.17	2.71	30.79	41.52	0.6	0.42
Iniala	103	3.2	0.3	33.14	0.01	0.22	22.19	13.03	40.99	28.98	1.31	0.29

Leafy Vegetables

Mukunuwanna	28	3.15	0.55	92.25	0.09	0.27	96.14	3.24	135	45.38	1.7	1.03
Gotukola	15	0.64	0.47	226	0.07	0.23	70.11	6.74	96.31	41.42	1.25	0.66
Kankun	15	0.47	0.37	1614	0.08	0.4	33.69	19.82	49.21	18.35	1.32	0.44
Kathurumurunga	70	8.01	1.35	2097	0.33	0.22	120	121	901	96.64	4.36	0.53
Nivithi	22	2.2	0.47	959	0.06	0.11	74.05	10.26	163	61.37	1.49	0.67
Thampala	32	3.55	0.72	1474	0.21	0.22	74.27	82	258	209	3.5	1.4
Sarana	20	2.42	0.21	1149	0.03	0.13	58.54	9.89	59.57	42.93	0.13	0.75
Kohila leaves	33	4.1	0.83	300	0.02	0.17	56.76	5.56	19.5	20.32	0.25	0.3
Onion leaves	27	2.01	0.26	NA	0.04	0.18	56.8	23.38	35.21	74.95	3.15	0.77
Cabbage leaves	30	3.63	0.27	8.66	0.05	0.24	63.46	40.76	170	18.47	2.67	0.35
Salad leaves	19	1.05	0.24	NA	0.1	0.06	37.48	11.64	58.23	36.89	2.07	0.27
Cauliflower	23	2.09	0.48	0.14	0.06	0.11	46.67	50.17	22.44	18.52	0.76	0.27
Jackfruit pods	25	2.14	0.34	NA	0.03	0.04	30.7	24.77	37.32	26.08	0.3	0.17
Jackfruit seeds	77	5.66	0.44	NA	0.02	0.08	58.91	15.24	40.87	50.14	0.52	0.42

Meat

Chicken	176	23.14	9.24	6.88	0.07	0.49	10.09	-	15.06	20.18	0.75	0.64
Beef	160	23.3	7.45	2.15	0.08	0.32	1.93	-	4.8	28.54	2.41	3.31
Mutton	138	20.37	6.23	2.7	0.13	0.28	1.73	-	7.58	19.5	1.62	5.05
Pork	161	18.83	9.5	1.9	0.09	0.28	8.15	-	6.58	8.9	0.79	0.8

Fish

Balaya	96	21.28	1.12	21.01	0.15	0.12	7.89		6.45	26.02	0.68	0.46
Seer	136	22.28	5.18	81.9	0.07	0.16	15.45		9.85	36.73	0.41	0.74

Shark	95	21.6	0.83	1.11	0.04	0.11	8.57	8.44	32.58	0.41	0.74
Paraw	87	20.02	0.7	1.49	0.02	0.16	6.77	8.17	31.68	0.67	0.41
Thalapath	91	16.04	2.88	12.03	0.1	0.13	78.22	7.64	24.89	0.71	0.67
Kelawalla	109	21.47	2.55	15.95	0.17	0.73	77.39	13.35	33.82	0.68	0.64
Haedaella	87	19.88	0.78	12.18	0.04	0.06	11.7	36.6	53	0.54	0.65
Hurulla	88	17.08	2.18	10.02	0.14	1.66	61.66	103	35.45	1.24	1.05
Karalla / Katuwalla	97	21.8	1.06	1.25	0.02	0.1	14.38	37.06	39.05	0.24	0.42
Kumbala / Angila	101	21.51	1.53	16.34	0.1	0.1	7.13	31.27	37.46	1.46	0.67
Salaya / Sudaya	100	19.5	2.39	15.41	0.18	1.39	60.87	435	42.83	1.4	2.3
Theppli / Telapiya /Korali	83	18.48	1.08	17.14	0.18	0.18	8.29	99.39	24.96	2.84	0.88
Prawns	65	14.85	0.56	1.24	0.03	0.1	15.37	37.81	30.5	0.73	1.1
Crabs	45	10	0.55	8.33	0.14	0.18	13.83	37.81	45.93	0.73	1.1
Cuttle fish	76	16.82	0.93	1.93	0.02	0.04	6.22	8.73	35.46	0.62	1.3
Linna	112	20.3	3.37	15.78	0.23	0.68	59.78				
Coppara	97	22.89	0.56	21.51	0.04	0.12	8.08	7.2	30.08	1.2	0.58
Ray (Maduwa)	97	23.98	0.68	7.55	0.02	0.21	25.59	9.16	24.61	0.74	0.44

Dried Fish

Dried sprats	259	51.16	5.92	12.83	0.25	0.62	438	1178	162	3.06	4.2
Dried keeramin	311	49.6	12.42	12.92	0.13	2.41	144	555	166	2.58	3.19
Dried thalapath	289	54.68	8.04	9.38	0.04	0.43	97.8	62.75	110	1.96	1.45
Dried katta	275	50.04	8.31	2.48	0.03	0.35	80.4	86.55	92.17	1.47	1.16
Dried balaya	282	63.79	3.37	14.32	0.12	1.98	213	83.48	83.45	3.6	1.44
Dried shark / keelan	267	55.03	5.25	10.31	0.04	0.32	187	42.24	92.94	1.48	0.66

Eggs

Hen eggs (Country)	170	13.14	13	208	0.08	0.18	54.6	50.14	11.04	1.64	1.12
Hen eggs (Table)	135	13.55	9.03	200	0.19	0.19	49.46	63.3	12	2.39	1.73
Quail eggs	153	12.39	11.46	153	0.11	0.17	54.86	60.67	11.21	2.55	1.51

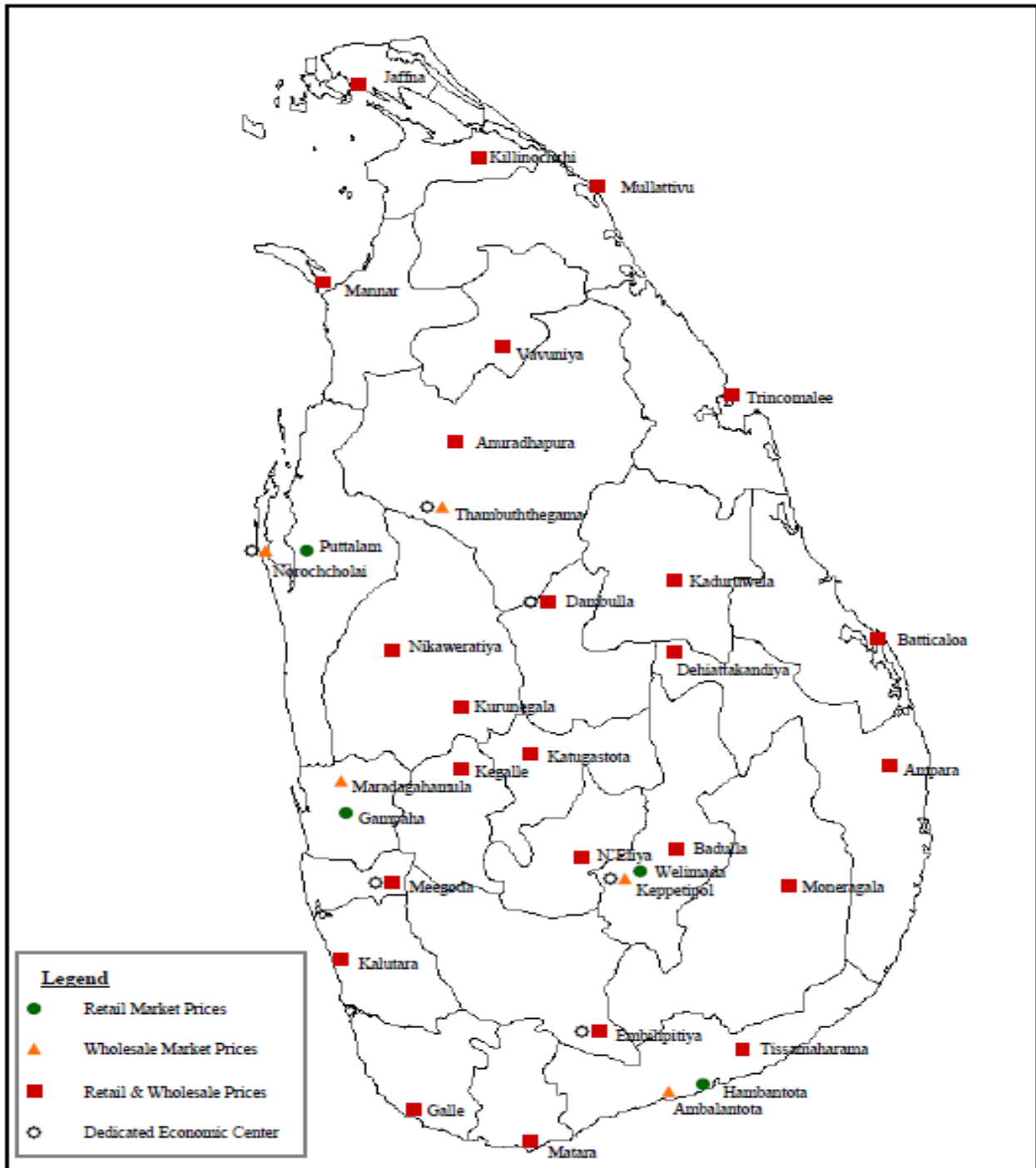
Fruits

Banana Embul	109	1.11	1.09	9.68	0.05	0.64	32.98	13.61	9.39	25.67	0.51	0.23
Anamaalu	102	1.04	0.72	16.4	0.04	0.65	21.07	3.66	8.06	27.02	0.51	0.23

Koli kuttu	107	1.38	0.34	8.8	0.03	0.47	18.12	7.71	8.56	38	0.32	0.14
Pineapple	37	0.41	0.17	5.76	0.04	0.12	17.86	39.36	10.37	10.71	0.3	0.09
Papaya	26	0.42	0.16	171	0.11	0.04	54.85	48.62	16.77	8.9	0.23	0.08
Mangoes (Karthakolomban)	79	0.8	0.92	259	0.01	0.1	35.52	17.74	3.12	6.72	0.1	0.08
Mangoes (Vilad)	44	0.76	0.58	146	0.05	0.26	67.6	29.97	16.93	14.79	0.65	0.19
Apple	62	0.29	0.64	0.36	0.02	0.08	3.43	2.9	3.12	6.72	0.1	0.08
Avacado	144	2.95	13.86	2	0.08	0.18	67.17	9.36	28.48	48.14	0.81	0.75
Wood apple	78	3.09	3.62	0.46	0.01	0.14	6.07	13.58	59.15	25.16	0.45	0.32
Orange	46	1.07	0.37	23.44	0.01	0.28	14.46	20.19	31.18	20.36	0.81	0.35
Guava	39	1.53	0.38	19.67	0.01	0.11	25.24	30.88	6.59	12.02	0.53	0.33
Grapes	49	0.95	10.69	3.22	0.04	0.1	7.07	20.51	7.27	6.86	0.28	0.07
Melon	19	0.65	0.16	130	0.02	0.11	6	8.24	4.05	9.76	0.15	0.1

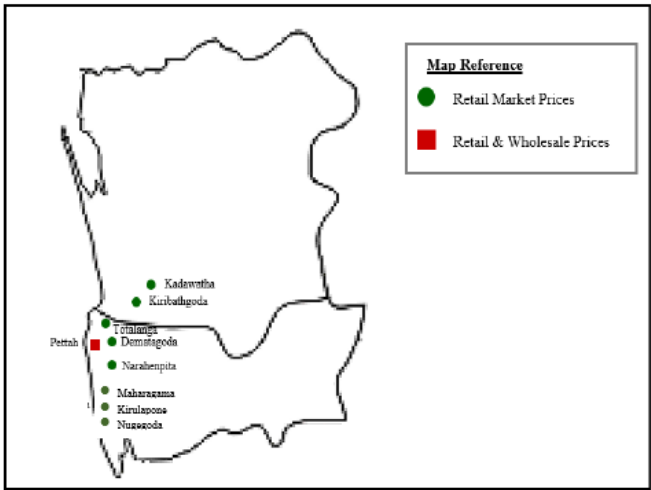
Source: Sri Lanka Food Composition Tables, Ministry of Health - 2021.

Price Collecting Areas



Legend

- Retail Market Prices
- ▲ Wholesale Market Prices
- Retail & Wholesale Prices
- Dedicated Economic Center





HARTI



Ministry of Agriculture

**Food Systems and Market Research Division & Data Management Division
Hector Kobbekaduwa Agrarian Research and Training Institute**

No. 114, Wijerama Mawatha, Colombo 07.

Phone: 011-2696981 Fax: 011-2682283

E-mail: mfpaharti@yahoo.com

Web: www.harti.gov.lk

www.mobilink.lk

**දෛනික චිළචිචි තොග මිල,
ජංගම දුරකථනයෙන්**

හෙක්ටර් කොච්චිකඩුව ගොවි කරියතු පර්යේෂණ
හා පුහුණුවීම් ආයතනය අනුමතයෙන්

මොබිටෙල්
ජංගම
මිල දර්ශනය

ජාතික ජංගම දුරකථන ජාලයෙන්

6666
අමතන්න.

මොබිටෙල් අද මිල - අත දෙස
මොබිටෙල් ජංගම දුරකථන ජාලයෙන්
චිළචිචි තොග මිල දැරෙන්න.

විකාශිතයාට රු.2/-
විකාශිතයාට රු.2/-