

## RETAIL MARKET AT A GLANCE

### Summary

#### Rice



Except all other rice varieties, price of keeri samba have increased by Rs.3.00/kg and the price ranged Rs.360.00-380.00/kg. Prices of all local rice varieties remained same, compared to last week. With the commencement of paddy harvesting of 23/24 maha season, the average farm gate paddy prices of major paddy varieties have decreased and further price decrease is expected in coming weeks.

(Page No.01-02)

#### Other Field Crops



Price of both imported red onion and imported big onion has decreased by Rs.78.00/kg and Rs.4.00/kg respectively. The price of imported potato has increased by Rs.15.00/Kg when compared to previous week. The price of green gram has increased by Rs.13.00/kg.

(Page No.02-04)

#### Vegetables



In line with the increase wholesale price, retail price of most of vegetable varieties also increased. Considering up country varieties, the highest price increase was reported for carrot as Rs.308.00/kg followed by leeks as Rs.76.00 /kg. Prices of knolkhol, raddish and cabbage have increased by Rs.25.00/kg, Rs.10.00/kg and Rs.7.00/kg respectively. Considering low country varieties, the highest price increase was reported for ladies fingers as Rs.62.00/kg. Pumpkin price stood at Rs.49.00/kg.

(Page No.04-05)

#### Coconut



Prices of both large and small nuts have increased by Rs.1.00/nut and Rs.7.00/nut respectively. The price ranges were Rs.110.00-120.00 for a large nut and Rs.95.00-110.00 for a small nut.

(Page No.05)

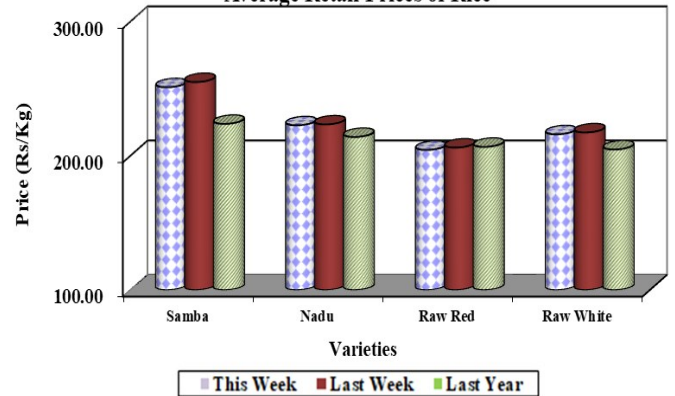
#### Eggs



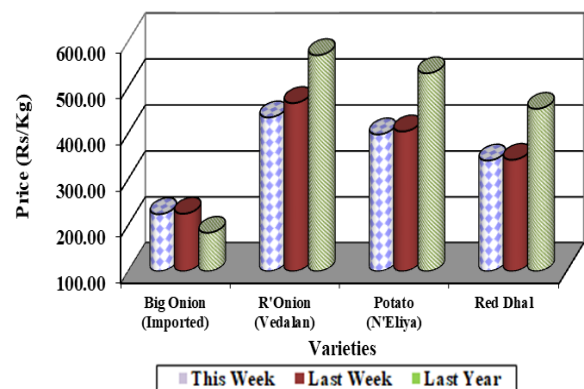
Prices of both brown and white eggs have increased by Rs.4.00/egg due to increased farm gate price. Price range was Rs.58.50- 60.00/egg for brown eggs and the average price of a white egg was Rs.57.00/egg.

(Page No.08-09)

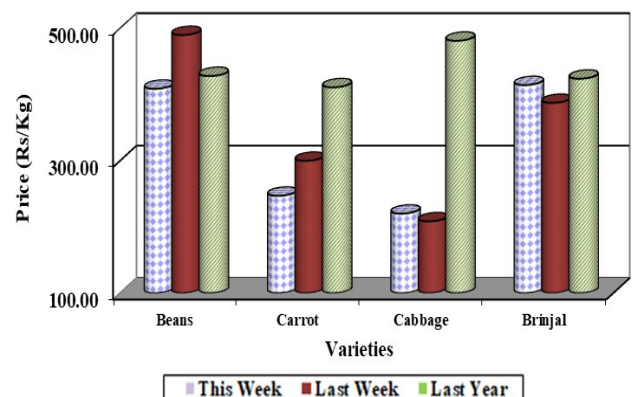
Average Retail Prices of Rice



Average Retail Prices of Other Field Crops



Average Retail Prices of Vegetables



**Rice**

**Wholesale**

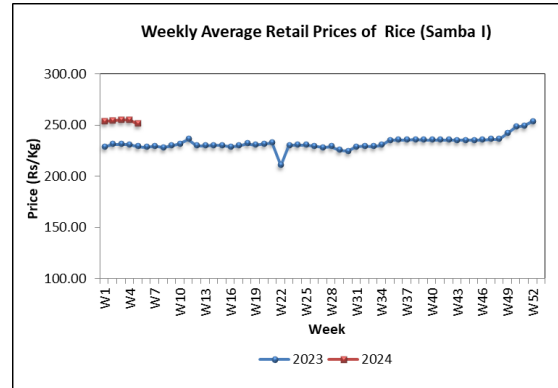
Prices of all local rice varieties except keeri samba have decreased with the availability of sufficient stocks compared to the previous week. Price of both samba grade I and II and nadu grade I and II have decreased slightly and the price ranged Rs.235.00-245.00/kg for samba grade I, Rs.230.00-238.00/kg for samba grade II and Rs.205.00-210.00/for nadu grade I, Rs.200.00-203.00/kg for nadu grade II. Prices of raw red and raw white have decreased by 2% and 5% and the price ranged Rs.170.00-185.00/kg, Rs.190.00-200.00/kg. Imported ponni samba was also available in the market and the price ranged Rs.275.00-280.00/kg.

Compared to the same period of last year, price of all local rice varieties except raw red have increased in the range of 8%-57% while the highest price increase was reported for keeri samba. Price of raw red has decreased by 2%. Further, prices of imported ponni samba has increased by 39%.

**Retail**

Except all the other rice varieties, price of keeri samba have increased by Rs.3.00/kg and the price ranged Rs.360.00-380.00/kg. The price of samba I, nadu I, raw red, raw white and imported samba have decreased

by Rs.4.00/kg, Rs.1.00/kg, Rs.2.00/kg, Rs.1.00/kg and Rs.37.00/kg respectively.



Compared to the same period of last year, the retail prices of all rice varieties except raw red have increased with the highest price increase of 48% for keeri samba.

**Paddy**

With the commencement of paddy harvesting of 23/24 maha season, the average farmgate paddy prices of major paddy varieties decreased and further price decrease is expected in coming weeks. Accordingly, the average price of shortgrain paddy has decreased by Rs.1.00-31.00/kg in major producing areas and prices ranged Rs.93.00-130.00/kg. Likewise, the average price of keeri samba paddy has also decreased in the range of Rs.3.00-23.00/kg and price range was between Rs.121.00-157.00/kg. Subsequently, a price decrease of Rs.1.00-22.00/kg was also reported for long grain white paddy and prices ranged Rs.78.00-115.00/kg. Further, the average price of long grain red paddy has decreased by

Rs.1.00-9.00/kg and prices ranged Rs.90.00-100.00/kg in major producing areas in the Southern province. with increased supply of newly harvested wet paddy stocks from Ampara, Akkareipattu areas it was reported significant price decrease of Rs.22.00-31.00/kg was reported in Dehiattakandiya area.

Compared to the same period of last year, the average farm gate paddy prices of all major paddy varieties have increased in the range of 3%-43% and the highest for keeri samba paddy.

### Dried Chillies

#### Wholesale

Prices of imported dried chillies have decreased by 2% due to availability of sufficient stocks and the price ranged Rs.880.00-980.00/kg.

Compared to the same period of last year, price of imported dried chillies has decreased by 28%.

#### Retail

Prices of imported dried chillies have decreased by Rs.3.00/kg and the price ranged Rs.1100.00-1400.00/kg.

Compared to the same period of last year, the retail prices of imported dried chillies has decreased by 25%.

### Onion

#### Wholesale

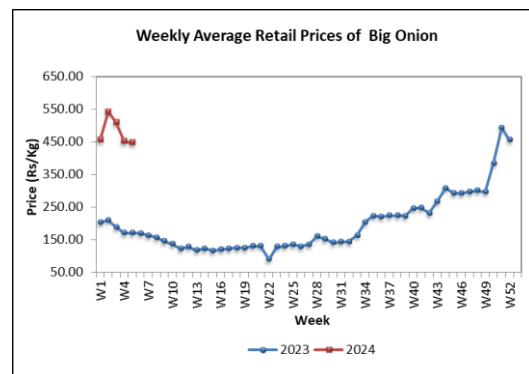
Prices of imported red onion has decreased by 13% due to availability of sufficient stocks and the price ranged Rs.230.00-280.00/kg.

Price of imported big onion has increased by 4% due to availability of high-quality stocks and the price ranged Rs.270.00-370.00/kg.

Compared to the same period of last year, prices of imported red onion has decreased by 32% while the price of imported big onion has increased by 148%.

#### Retail

The price of both imported red onion and imported big onion have decreased by Rs.78.00/kg and Rs.4.00/kg respectively and their prices ranged Rs.380.00-480.00/kg and Rs.400.00-480.00/kg respectively.



Compared to the same period of last year, the retail prices of imported red onion have

decreased by 26% and the price of imported big onion has increased by 16.2%.

**Potato**

**Wholesale**

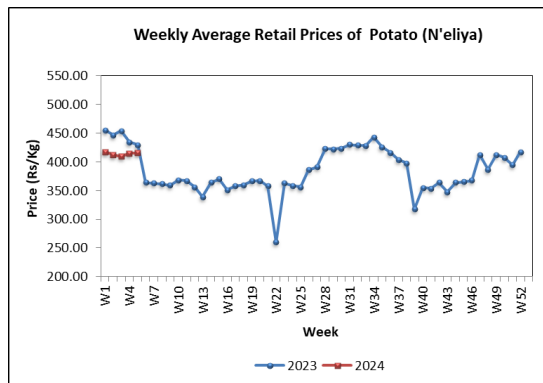
Price of Nuwara Eliya potato has increased slightly and the price ranged Rs.280.00-350.00/kg.

Price of imported potato has increased by 2% due to availability of high-quality stocks and the price ranged Rs.165.00-220.00/kg.

Compared to the same period of last year, price of Nuwara Eliya potato has increased by 1% and the price of imported potato has increased by 84%.

**Retail**

The prices of both Nuwara Eliya and imported potatoes have increased by Rs.1.00/kg and Rs.15.00/kg respectively and their prices ranged Rs.380.00-440.00/kg and Rs.180.00-240.00/kg.



Compared to the same period of last year, retail prices of Nuwara Eliya potato have decreased by 3% and imported potato have increased by 34%.

**Pulses**

**Wholesale**

Price range of green gram and red cowpea recorded in Rs.950.00-1000.00/kg and Rs.850.00-950.00/kg respectively. Price of white cowpea has decreased by 2% due to availability of low-quality stocks and the price ranged Rs.1000.00-1150.00/kg.

Price of red dhal has increased by 1% and the price ranged Rs.295.00-300.00/kg.

Compared to the same period of last year, price of all pulses expects white cowpea have decreased in the range of 15%-25%.

**Retail**

The prices of green gram and red dhal have increased by Rs.13.00/kg and Rs.1.00/kg respectively and their prices ranged Rs.1100.00-1300.00/kg and Rs.320.00-360.00/kg respectively. The prices of cowpea white and cowpea red have decreased by Rs.1.00/kg and Rs.6.00/kg respectively and their prices ranged for both Rs.1200.00-1300.00/kg.

Compared to the same period of last year, retail prices of all pulse varieties have decreased by 10%-15%.

### **Vegetable**

#### **Wholesale**

Prices of most of the vegetables have increased due to decreased supply from most of the major producing areas.

Considering up country vegetables, except beans, prices of all other vegetables have increased due to decreased supply from Nuwara Eliya and Bandarawela areas. Accordingly, the highest price increase was reported for knolkhol as 29%, followed by carrot as 25%. Prices of leeks, raddish, beetroot and cabbage have increased in the range of 13%-22%. However, due to increased supply from Balangoda area, price of beans has decreased by 15%.

Due to decreased supply from Sooriyawewa area price of tomato has increased by 33% and with the decreased supply from all major producing areas, price of capsicum has increased by 13%.

Considering low country vegetables, the highest price increase was reported for pumpkin as 47% due to decreased supply from all major producing areas, followed by bitter gourd as 10%. Prices of brinjal, snake gourd, ladies fingers and ash plantain

have increased in the range of 1%-10% with slight changes in market demand. However, price of long beans has decreased by 19% with the decreased demand due to decreased price for beans. Prices of both cucumber and luffa has decreased by 2%.

Due to increased supply from Puttalam area, price of green chilies has decreased by 10% and the price of lime has decreased by 4%.

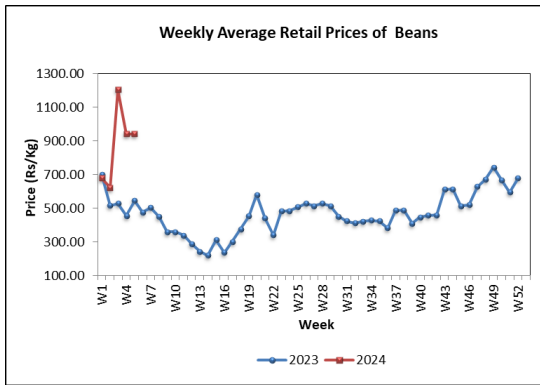
Compared to the same period of last year, prices of all vegetables have increased and the highest was reported for cabbage as 1098%, followed by carrot as 1017% with the decreased supply from up country areas with the pre harvest losses experienced due to excessive rainy weather condition.

#### **Retail**

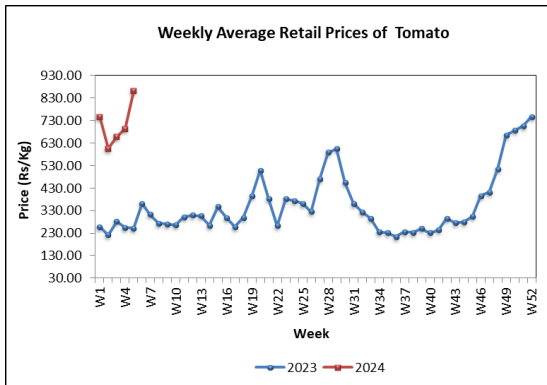
In line with the increased wholesale price, retail price of most of vegetable varieties has also increased.

Considering up country varieties, the highest price increase was reported for carrot as Rs.308.00/kg followed by leeks as Rs.76.00 /kg. Prices of knolkhol, raddish and cabbage have increased by Rs.25.00/kg, Rs.10.00/kg and Rs.7.00/kg respectively.

## Weekly Food Commodities Bulletin



Prices of tomato and capsicum have increased by Rs.168.00/kg and Rs.5.38/kg respectively.



Considering low country varieties, the highest price increase was reported for ladies fingers as Rs.62.00/kg followed by pumpkin as Rs.49.00/kg. Prices of brinjal, bitter gourd and ash plantain have increased by Rs.22.00/kg, Rs.13.00/kg and Rs.1.00/kg respectively. However, price of luffa and cucumber have decreased by Rs.47.00/kg and Rs.12.00/kg respectively.

Further, prices of green chilies have increased by Rs.88.00/kg and prices of lime have decreased by Rs.64.00/kg.

Compared to the same period of last year, prices of most of vegetable varieties have

increased and the highest price increase was reported as 545% for carrot.

### Coconut

#### Wholesale

Prices of both large and small nuts have increased by 1%. Price ranges were Rs.95.00-105.00 for a large nut and Rs.80.00-90.00 for a small nut.

Compared to the same period of last year, prices of large and small nut have decreased by 1% and 6% respectively.

#### Retail

Prices of both large and small nut have increased by Rs.1.00/nut and Rs.7.00/nut respectively. The price ranges were Rs.110.00-120.00 for a large nut and Rs.95.00-110.00 for a small nut.

Compared to the same period of last year, prices of small nuts have increased by 5%.

### Fruits

#### Wholesale

Prices of most of fruit varieties have increased with limited availability of stocks. The highest price increase was reported as 60% for karthakolomban mango with end of the harvesting seasons. Prices of wood apple and avocado have increased by 46% and

21% respectively with limited supply with approaching of the harvesting season. Prices of papaw have increased by 13% with availability of limited stocks. Prices of all banana varieties have increased in the range of 1%-12% with limited quality stocks. Further, prices of imported grapes have increased by 10% while prices of all sizes of pineapple have increased in the range of 5%-7% with limited supply of sufficient stocks. In addition, prices of king coconut have increased by 5% with high demand. Price of passion fruit increased slightly.

However, prices of slime apple and orange have decreased by 9% and 2% with availability of low-quality stocks.

Compared to the same period of last year, prices of the most of fruit varieties have increased while the highest price increase was reported for orange as 212%.

### **Retail**

Prices of the most of the fruit varieties have increased in line with increased wholesale prices. The highest price increase of Rs.86.00/fruit was reported for karthakolomban due to unavailability of sufficient stocks in the market. Moreover, the price of imported grapes has increased by Rs.54.00/kg. Further, the prices of avocado and passion fruit have increased by

Rs.41.00/fruit and Rs.29.00/fruit respectively.

In addition, the prices of small, medium and large sized pineapple have increased in the range of Rs.10.00/fruit- Rs.25.00/fruit due to unavailability of sufficient stocks. Moreover, the price of papaw has increased by Rs.25.00/kg. Fuhrer, the prices of seeni, kolikuttu and ambul banana have increased in the range of Rs.5.00/kg - Rs.12.00/kg. The price of wood apple has increased by Rs.4.00/fruit.

Meanwhile, the highest price decrease of Rs.15.00/fruit was reported for orange due to availability of sufficient stocks in the market.

Compared to the same period of last year, price of the most of the fruit varieties have increased and the highest price increase was reported for passion fruit as 113%.

### **Fresh Fish**

#### **Wholesale**

Wholesale prices of the most of the fresh fish types have increased due to decrease in wholesale supply compared to demand. The highest price increase of 16% was noted for kelawalla due to low supply from Beruwala, Galle and Mirissa areas and the

price ranged between Rs.850.00-1400.00/kg. Price increase of 15% was noted for paraw due to low supply from Northern areas, and the price ranged Rs.1200.00-1450.00/kg. Likewise, a price increase of 10% was noted for balaya due to low supply from Valachchenai, Beruwala and Negombo areas and the price ranged between Rs.500.00-780.00/kg. Also, wholesale prices of salaya, hurulla and shrimps have increased by 3%-8%.

However, a price decrease of 10% was noted for thora due to high supply from Kalpitiya, Valachchenai and Mullaitivu areas and the price ranged between Rs.1650.00-2200.00/kg. Likewise, a price decrease of 7% was noted for thalapath due to high supply from Negombo, Beruwala and Kalmunai areas and the price ranged between Rs.1400.00-2100.00/kg. In addition, price of mora has decreased by 2%.

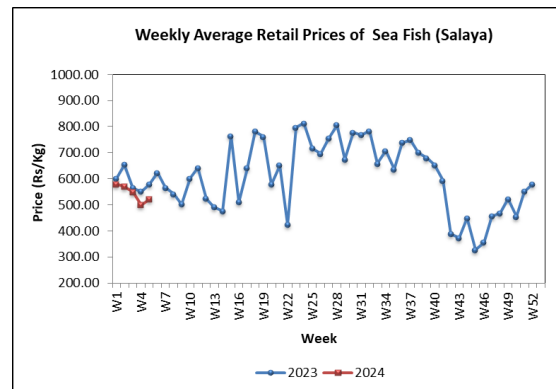
Compared to the same period of last year, wholesale prices of the most of the fresh fish types have increased in the range of 2%-27% and the highest price increase was noted for shrimps.

### Retail

In line with increased wholesale prices, retail prices of the most types of fresh fish have also increased due to decreased

supply. The highest price increase of Rs.389.00/kg was reported for balaya and Rs.263.00/kg for thora. Prices of shrimp and paraw have increased in the range of Rs.60.00-226.00/kg. Further, kelawalla and salaya have increased by Rs.54.00/kg and Rs.21.00/kg respectively.

However, prices of thalapath and hurulla have decreased by Rs.45.00/kg and Rs.19.00/kg respectively.



Compared to the same period of last year, prices of most types of fresh fish have increased in the range of 2%-18% and the highest price increase was reported for paraw.

### Dried Fish

#### Wholesale

Due to decrease of local dried fish supply, prices of the most of the local and imported dried fish types have increased. The highest price increase of 11% was noted for local sprats due to low supply from



Trincomalee, Mannar and Negombo areas and the price ranged between Rs.1600.00-2000.00/kg. Likewise, a price increase of 10% was noted for local salaya due to low supply from Chilaw and Puttalam areas and the price ranged between Rs.450.00-550.00/kg. In addition, wholesale prices of local balaya, imported kattawa and local maduwa have increased by 1%-2%.

However, a price decrease of 3% was noted for imported anguluwa due to high supply from Oman and Indonesia and the price ranged between Rs.1400.00-1550.00/kg. In addition, price of imported sprats has decreased by 2%.

Compared to the same period of last year, wholesale prices of most of the dried fish types have increased in the range of 4%-40% and the highest price increase was reported for local sprats.

### **Retail**

In line with increased wholesale prices, retail prices of most types of dried fish have also increased due to insufficient stocks in the market. The highest piece increase of Rs.201.00/kg was reported for local sprats and Rs.27.00/kg for balaya. Prices of kattawa and mora have increased by Rs.7.00/kg and Rs.4.00/kg respectively.

However, prices of salaya, anguluwa and imported sprats have decreased by Rs.143.00/kg, Rs.27.00/kg and

Rs.26.00/kg respectively due to decrease in demand with higher prices recorded.

Compared to the same period of last year, prices of most types of dried fish have decreased in the range of 1%-14% and the highest price decrease was reported for kattawa.

### **Eggs**

#### **Wholesale**

Prices of both brown and white eggs have increased by 8% and their prices ranged between Rs.56.00-59.00/egg and Rs.54.00-57.00/egg respectively.

Compared to the same period of last year, prices of both brown and white eggs have increased by 27% and 28% respectively.

#### **Retail**

Prices of both brown and white eggs have increased by Rs.4.00/egg due to increased farmgate price. Price range Rs.58.50-60.00/egg for brown eggs and average price of a white egg was Rs.57.00/egg.

Compared to the same period of last year, prices of both brown and white eggs have increased by 29% and 30% respectively.

**Meat**

**Retail**

Prices of beef and skinless curry chicken have decreased by Rs.125.00/kg and Rs.66.00/kg respectively due to low demand. Further, price of mutton has decreased by Rs.13.00/kg.

However, prices of skinless broiler chicken and pork have increased by Rs.21.00/kg and Rs.8.00/kg due to limited supply and increased farm gate prices.

Compared to the same period of last year, prices of most types of meat have increased in the range of 2%-10% with the highest price increase was reported for mutton.

The frequency of collection of wholesale price information is twice a week (i.e., Tuesday and Friday) while with retail prices, it is thrice a week (i.e., Friday, Monday, and Tuesday).

**EXPLANATORY NOTE**

The Food Commodities Bulletin is a weekly publication containing information relating to wholesale and retail prices of selected food commodities in nine selected markets in and around Colombo and main markets in the major producing areas.

The information is analyzed and presented as prevailing prices, price ranges, averages, and a comparison of weekly prices. The changes in prices reported are always with price prevailed during the previous week unless otherwise stated.

**Table 01: Selected Markets: Wholesale Price of Rice (Rs/50kg bag)**

Week 05: 26 January-01 February 2024

LOCATIONS	Rice Varieties													
	Samba 1		Samba 2		Keeri Samba		Nadu 1		Nadu 2		Raw Red		Raw White	
Colombo	11750	12250	11500	11900	17000	17500	10250	10500	10000	10150	8500	9250	9500	10000
Divulapitiya	11900	12650	11250	11500	16500	16650	10500	10700	9700	10300	8600	9200	9200	9800
Kurunegala	12200	12500	11500	11500	16500	16500	10600	10750	9600	9900	9000	9250	9150	9650
Nikaweratiya	-	-	11000	11250	18000	18000	10650	10700	9500	10000	9000	9750	9350	9500
Badulla	-	-	11500	11500	-	-	10500	10750	-	-	8750	9000	9900	97500
Puttalam	-	-	11200	11350	-	-	10700	10850	9750	10250	10000	10250	9600	9750
Dambulla	12400	12500	11750	12000	-	-	10700	10750	10300	10400	9750	10000	9750	9900
Anuradhapura	11750	12250	11500	11500	17000	17500	10750	10900	10000	10250	10000	10250	9750	10250
Tambuttegama	-	-	11250	11400	-	-	-	-	9900	10200	-	-	9700	9800
Polonnaruwa	12350	12600	11850	11900	-	-	10700	10750	9700	9750	10200	10250	9700	9750
Kalutara	-	-	11800	11900	-	-	-	-	10100	10250	9000	9250	10250	10400
Ampara	-	-	11500	11500	-	-	10900	11000	-	-	8750	8750	9250	9250
Kandy	11900	12200	11500	11600	16700	16750	10400	10600	10000	10200	8750	9250	9800	10000
Moneragala	12000	12500	-	-	17000	17500	10750	10850	-	-	8500	8750	9250	9750
Kegalle	-	-	-	-	-	-	-	-	-	-	-	-	-	-
Dehiattakandiya	-	-	-	-	-	-	10750	10850	10250	10250	10250	10250	9500	10250
Hambantota	11750	12000	-	-	-	-	-	-	-	-	8150	8500	9750	10250
Matara	-	-	-	-	-	-	10500	10800	-	-	8250	8500	10000	10250
Galle	-	-	-	-	-	-	10750	10900	-	-	8250	8750	9500	10400
Meegoda	-	-	11250	11500	-	-	-	-	9750	10000	8150	8600	9500	9600
Tissamaharama	11750	12250	11250	11500	16750	17750	10750	11000	-	-	7800	8250	9750	10250
Embilipitiya	-	-	11400	11450	-	-	10500	10600	9950	10050	7900	8000	9400	9500
Jaffna	12000	12250	-	-	17250	17800	10500	10750	9750	10250	8500	8700	10000	10250
Vavuniya	-	-	-	-	-	-	10450	10600	10000	10250	8750	8900	10000	10200
Mannar	12000	12250	-	-	17750	18000	10500	10750	10100	10250	9000	9250	10000	10250
Killinochchi	11750	12000	-	-	17750	18000	10500	10750	9500	9750	8700	8800	9750	10000
Mullattivu	-	-	-	-	-	-	-	-	-	-	-	-	-	-
Batticaloa	11750	11900	-	-	-	-	10250	10350	9700	9900	8850	8950	10150	10400
Trincomalee	11750	12000	-	-	17000	17250	10250	10500	9500	9750	8600	8900	10250	10500
Galenbindunuwew	11750	12000	11500	11500	17500	17750	10850	10850	10400	10600	10000	10250	9750	10250
Matale	12250	12500	11650	11750	-	-	10500	10750	9750	10000	9000	9250	9500	10000

**Table 02: Selected Markets: Retail Price of Rice (Rs/kg)**

Week 05: 26 January-01 February 2024

LOCATIONS	Rice Varieties													
	Samba 1		Samba 2		Keeri Samba		Nadu 1		Nadu 2		Raw Red		Raw White	
Colombo	230.00	260.00	-	-	-	-	220.00	230.00	220.00	220.00	190.00	220.00	210.00	220.00
Gampaha	250.00	260.00	240.00	240.00	370.00	370.00	220.00	220.00	210.00	220.00	190.00	200.00	200.00	210.00
Kurunegala	260.00	260.00	230.00	240.00	340.00	340.00	220.00	220.00	-	-	200.00	200.00	210.00	210.00
Nikaweratiya	270.00	270.00	230.00	230.00	370.00	370.00	220.00	220.00	195.00	215.00	200.00	210.00	205.00	210.00
Dambulla	255.00	260.00	240.00	245.00	355.00	360.00	216.00	220.00	210.00	212.00	205.00	210.00	200.00	210.00
Anuradhapura	240.00	250.00	230.00	230.00	350.00	360.00	220.00	220.00	210.00	210.00	210.00	210.00	200.00	210.00
Thambuththegama	255.00	260.00	230.00	235.00	340.00	360.00	220.00	220.00	210.00	220.00	210.00	215.00	205.00	210.00
Polonnaruwa	250.00	255.00	240.00	242.00	350.00	360.00	218.00	220.00	195.00	200.00	210.00	210.00	195.00	200.00
Kaluthara	248.00	252.00	-	-	-	-	220.00	225.00	-	-	195.00	200.00	210.00	215.00
Badulla	-	-	230.00	230.00	-	-	220.00	220.00	215.00	220.00	175.00	180.00	190.00	210.00
Keppetipola	250.00	255.00	238.00	245.00	-	-	216.00	220.00	208.00	212.00	175.00	180.00	205.00	210.00
Moneragala	250.00	260.00	-	-	350.00	360.00	220.00	220.00	-	-	175.00	180.00	190.00	200.00
Kegalle	270.00	270.00	-	-	365.00	370.00	220.00	220.00	210.00	215.00	210.00	220.00	210.00	220.00
Ampara	270.00	270.00	230.00	235.00	380.00	380.00	220.00	220.00	-	-	185.00	200.00	195.00	210.00
Dehiattakandiya	-	-	-	-	-	-	220.00	220.00	210.00	210.00	210.00	210.00	200.00	210.00
Nuwaraeliya	256.00	260.00	240.00	245.00	360.00	370.00	218.00	220.00	210.00	215.00	180.00	190.00	205.00	210.00
Kandy	260.00	265.00	235.00	240.00	340.00	350.00	220.00	220.00	205.00	215.00	195.00	205.00	205.00	215.00
Puttalam	-	-	230.00	235.00	-	-	220.00	220.00	200.00	210.00	205.00	210.00	200.00	205.00
Hambantota	240.00	250.00	-	-	-	-	-	-	-	-	170.00	175.00	205.00	210.00
Rathnapura	260.00	265.00	-	-	365.00	370.00	215.00	225.00	210.00	215.00	180.00	185.00	205.00	210.00
Matara	250.00	260.00	-	-	350.00	370.00	220.00	220.00	-	-	170.00	175.00	205.00	210.00
Galle	270.00	270.00	-	-	-	-	220.00	220.00	-	-	175.00	185.00	210.00	210.00
Tissamaharama	230.00	250.00	-	-	340.00	360.00	220.00	230.00	-	-	160.00	170.00	200.00	210.00
Meegoda (DEC)	230.00	240.00	-	-	-	-	220.00	220.00	210.00	210.00	180.00	190.00	200.00	210.00
Embilipitiya	230.00	250.00	-	-	-	-	215.00	220.00	205.00	210.00	162.00	170.00	195.00	210.00
Jaffna	250.00	255.00	-	-	360.00	365.00	220.00	225.00	210.00	215.00	180.00	190.00	210.00	215.00
Vavuniya	-	-	-	-	-	-	220.00	225.00	208.00	212.00	180.00	185.00	210.00	215.00
Mannar	248.00	255.00	-	-	370.00	380.00	220.00	230.00	210.00	215.00	190.00	200.00	210.00	220.00
Killinochchi	245.00	250.00	-	-	365.00	370.00	220.00	225.00	200.00	205.00	180.00	185.00	210.00	215.00
Mullaittivu	-	-	-	-	-	-	-	-	-	-	-	-	-	-
Batticaloa	244.00	248.00	-	-	-	-	210.00	215.00	200.00	205.00	184.00	186.00	210.00	215.00
Trincomalee	245.00	250.00	-	-	355.00	360.00	215.00	220.00	200.00	205.00	185.00	195.00	215.00	220.00
Hanguranketha	-	-	230.00	243.00	-	-	216.00	220.00	200.00	215.00	180.00	190.00	198.00	212.00
Veyangoda	250.00	260.00	230.00	240.00	340.00	340.00	220.00	220.00	210.00	215.00	190.00	190.00	190.00	200.00
Galenbindunuwewa	240.00	245.00	230.00	230.00	355.00	360.00	220.00	220.00	215.00	215.00	205.00	210.00	200.00	210.00
Bandarawela	-	-	235.00	240.00	350.00	360.00	-	-	210.00	215.00	180.00	190.00	200.00	205.00
Matale	250.00	260.00	240.00	242.00	350.00	360.00	215.00	220.00	205.00	208.00	190.00	200.00	200.00	210.00

**Table 04: Selected Markets: Wholesale Price of Subsidiary Food (Rs/50kg)**

Week 05: 26 January-01 February 2024

LOCATION	Dried Chillies	Red Onion		Big Onion	Potato			Pulses		
	Imported	Imported	Local		Imported	Welimada	Nuwara Eliya	Green Gram	Cowpea	Red Dhal
Colombo	44000 - 49000	11500 - 14000	-	13500 - 18500	8250 - 11000	-	14000 - 17500	47500 - 50000	50000 - 57500	14750 - 15000
Kurunegala	45500 - 47500	13750 - 14750	-	17500 - 18750	9250 - 9750	-	-	52500 - 55000	47500 - 55000	15150 - 15500
Nikaweratiya	44000 - 46250	14500 - 16500	-	17500 - 19500	8500 - 9500	-	-	47000 - 48750	45000 - 51500	15000 - 15250
Dehiattakandiya	47500 - 55000	15000 - 18000	-	19000 - 19000	9000 - 10500	-	-	42500 - 42500	-	15000 - 16500
Dambulla (DEC)	42500 - 44000	11000 - 12000	-	14500 - 16000	8250 - 8750	-	17000 - 17500	40000 - 42500	40000 - 45000	14750 - 15000
Anuradhapura	50000 - 55000	16000 - 20000	-	17500 - 20000	9250 - 11000	-	-	50000 - 55000	52500 - 57500	15000 - 15500
Thambuththegama	44000 - 47500	14500 - 16000	18000 - 19000	13500 - 17750	8500 - 9250	-	16000 - 17500	40000 - 42500	42500 - 42500	14850 - 15250
Polonnaruwa	57000 - 58000	19000 - 20000	-	20000 - 21000	10000 - 10250	-	19500 - 20500	52000 - 55000	50000 - 50000	15500 - 16250
Kaluthara	47500 - 49000	14000 - 16000	-	16000 - 17000	9000 - 9500	-	16900 - 17100	49000 - 50000	57500 - 59000	14750 - 15000
Puttalam	45000 - 50000	-	15000 - 17000	20000 - 21500	8500 - 9250	-	-	44000 - 46000	-	15400 - 15600
Kandy	50000 - 51000	12500 - 13000	-	13500 - 14000	8500 - 9250	-	17000 - 17500	47500 - 50000	50000 - 52500	15000 - 15250
Matara	52500 - 55000	14500 - 17500	-	16500 - 17500	9000 - 10000	-	19000 - 20000	49000 - 54000	49000 - 54000	15250 - 15750
Hambantota	52000 - 55000	13500 - 16000	-	16500 - 18500	9000 - 10000	-	-	47500 - 52500	47500 - 55000	15250 - 15750
Kegalle	45000 - 50000	15000 - 15500	-	17500 - 18000	9250 - 9500	-	17500 - 18000	47000 - 47500	47500 - 49000	15400 - 16500
Galle	50000 - 55000	17500 - 20000	-	15000 - 18000	9000 - 9500	-	14500 - 15000	50000 - 52500	54000 - 57500	14900 - 15750
Tissamaharama	47500 - 52500	14000 - 16000	-	16500 - 18500	9000 - 11000	-	18500 - 19000	42500 - 50000	45000 - 55000	15250 - 15750
Meegoda (DEC)	44000 - 51000	12500 - 13000	-	14000 - 14250	8500 - 9000	-	16500 - 17000	48500 - 52500	55000 - 55000	14750 - 15000
Jaffna	50000 - 52500	-	17000 - 18000	16000 - 16500	9000 - 9400	-	-	42500 - 43000	54500 - 55000	14750 - 15000
Vavuniya	57500 - 59000	13500 - 14500	-	18000 - 19000	10000 - 10750	-	-	40000 - 42500	-	15250 - 15500
Mannar	46000 - 47500	17500 - 18000	-	17500 - 18000	9750 - 10000	-	-	49000 - 50000	-	15300 - 15500
Killinochchi	49000 - 51000	19000 - 21000	-	19000 - 21000	10000 - 11000	-	-	45000 - 47000	-	15000 - 15500
Mullattivu	-	-	-	-	-	-	-	-	-	-
Batticaloa	51000 - 52500	17500 - 19000	-	19500 - 20000	10000 - 10750	-	22000 - 23000	50750 - 51500	52500 - 53500	15000 - 15350
Trincomalee	52500 - 55000	13000 - 15000	-	13000 - 15000	8500 - 9500	-	-	52000 - 54000	-	15000 - 15300
Galenbindunuwewa	50000 - 56000	17000 - 20000	-	18750 - 20000	9750 - 11000	-	-	50000 - 57500	52500 - 55000	15000 - 16250
Matale	47500 - 50000	15000 - 16000	-	16000 - 18000	8500 - 9500	-	-	47500 - 50000	45000 - 50000	14750 - 15000

**Table 05: Selected Markets: Retail Price of Subsidiary Food Crops (Rs/kg)**

Week 05: 26 January-01 February 2024

LOCATIONS	Dried Chillies	Red Onion		Big Onion	Potato			Pulses		
	Imported	Imported	Local		Imported	Welimada	Nuwara Eliya	Green Gram	Cowpea	Red Dhal
Colombo	1100.00 - 1300.00	480.00 - 600.00	-	420.00 - 480.00	180.00 - 220.00	-	400.00 - 440.00	1000.00 - 1400.00	1200.00 - 1400.00	320.00 - 360.00
Gampaha	1080.00 - 1300.00	400.00 - 600.00	-	440.00 - 480.00	240.00 - 260.00	-	480.00 - 480.00	1180.00 - 1200.00	1300.00 - 1300.00	340.00 - 360.00
Kurunegala	1250.00 - 1300.00	400.00 - 600.00	-	400.00 - 480.00	200.00 - 250.00	-	400.00 - 460.00	1200.00 - 1300.00	1300.00 - 1300.00	350.00 - 360.00
Nikaweratiya	1050.00 - 1200.00	380.00 - 420.00	-	380.00 - 450.00	185.00 - 220.00	-	-	1000.00 - 1100.00	1000.00 - 1300.00	325.00 - 340.00
Dambulla	1100.00 - 1200.00	360.00 - 380.00	-	360.00 - 400.00	190.00 - 220.00	-	-	1000.00 - 1100.00	1100.00 - 1150.00	300.00 - 320.00
Anuradhapura	1100.00 - 1200.00	400.00 - 560.00	-	400.00 - 480.00	220.00 - 240.00	-	-	1100.00 - 1200.00	1100.00 - 1200.00	320.00 - 340.00
Thambuththegama	1100.00 - 1200.00	350.00 - 400.00	-	360.00 - 400.00	195.00 - 220.00	-	-	900.00 - 970.00	-	310.00 - 330.00
Polonnaruwa	1200.00 - 1260.00	420.00 - 460.00	-	440.00 - 460.00	210.00 - 240.00	-	400.00 - 420.00	1100.00 - 1200.00	1100.00 - 1200.00	320.00 - 340.00
Kaluthara	1080.00 - 1120.00	460.00 - 500.00	-	420.00 - 460.00	220.00 - 240.00	-	380.00 - 420.00	1200.00 - 1300.00	1300.00 - 1400.00	310.00 - 320.00
Badulla	1150.00 - 1200.00	400.00 - 500.00	-	440.00 - 450.00	220.00 - 240.00	400.00 - 400.00	-	1000.00 - 1100.00	-	320.00 - 330.00
Keppetipola	1150.00 - 1250.00	430.00 - 450.00	-	420.00 - 440.00	180.00 - 200.00	330.00 - 340.00	-	1180.00 - 1200.00	1160.00 - 1200.00	310.00 - 320.00
Moneragala	1000.00 - 1100.00	400.00 - 500.00	-	400.00 - 480.00	200.00 - 240.00	-	380.00 - 400.00	1000.00 - 1200.00	1000.00 - 1100.00	320.00 - 340.00
Kegalle	1100.00 - 1200.00	380.00 - 450.00	-	400.00 - 420.00	220.00 - 240.00	-	400.00 - 420.00	1000.00 - 1100.00	1000.00 - 1240.00	320.00 - 360.00
Ampara	1050.00 - 1200.00	360.00 - 440.00	-	380.00 - 480.00	215.00 - 240.00	-	420.00 - 440.00	975.00 - 1120.00	1100.00 - 1120.00	310.00 - 315.00
Dehiattakandiya	1000.00 - 1300.00	380.00 - 400.00	-	400.00 - 400.00	200.00 - 230.00	-	-	950.00 - 950.00	-	310.00 - 340.00
Nuwaraeliya	1200.00 - 1300.00	400.00 - 450.00	-	380.00 - 420.00	200.00 - 220.00	-	360.00 - 380.00	1200.00 - 1280.00	1200.00 - 1300.00	310.00 - 320.00
Kandy	1160.00 - 1200.00	520.00 - 600.00	-	440.00 - 480.00	220.00 - 240.00	-	440.00 - 460.00	1100.00 - 1200.00	1180.00 - 1200.00	330.00 - 350.00
Puttalam	1050.00 - 1200.00	400.00 - 480.00	480.00 - 560.00	400.00 - 480.00	220.00 - 300.00	-	400.00 - 400.00	1000.00 - 1150.00	1100.00 - 1250.00	315.00 - 325.00
Rathnapura	1100.00 - 1300.00	400.00 - 480.00	-	440.00 - 460.00	220.00 - 260.00	-	-	1100.00 - 1250.00	1150.00 - 1200.00	320.00 - 340.00
Hambantota	1050.00 - 1200.00	380.00 - 430.00	-	400.00 - 440.00	200.00 - 220.00	-	-	1000.00 - 1200.00	1100.00 - 1200.00	320.00 - 340.00
Matara	1100.00 - 1250.00	380.00 - 420.00	-	380.00 - 400.00	220.00 - 240.00	-	400.00 - 440.00	1000.00 - 1200.00	1000.00 - 1200.00	320.00 - 340.00
Galle	1200.00 - 1250.00	400.00 - 540.00	-	350.00 - 420.00	200.00 - 220.00	-	400.00 - 420.00	1175.00 - 1300.00	1100.00 - 1300.00	320.00 - 340.00
Tissamaharama	1050.00 - 1200.00	360.00 - 420.00	-	380.00 - 420.00	200.00 - 260.00	-	380.00 - 400.00	1000.00 - 1200.00	1100.00 - 1300.00	315.00 - 335.00
Meegoda (DEC)	1000.00 - 1100.00	360.00 - 400.00	-	360.00 - 400.00	190.00 - 240.00	-	400.00 - 420.00	1000.00 - 1150.00	1200.00 - 1200.00	310.00 - 340.00
Embilipitiya	1150.00 - 1250.00	400.00 - 480.00	-	390.00 - 440.00	220.00 - 260.00	-	-	1000.00 - 1200.00	1000.00 - 1100.00	300.00 - 360.00
Jaffna	1150.00 - 1200.00	-	380.00 - 420.00	350.00 - 370.00	200.00 - 220.00	-	-	900.00 - 950.00	1150.00 - 1200.00	310.00 - 320.00
Vavuniya	1250.00 - 1300.00	380.00 - 400.00	-	400.00 - 420.00	235.00 - 245.00	-	-	900.00 - 950.00	-	320.00 - 324.00
Mannar	1050.00 - 1200.00	400.00 - 460.00	-	400.00 - 450.00	220.00 - 240.00	-	-	1100.00 - 1200.00	-	320.00 - 350.00
Killinochchi	1040.00 - 1060.00	440.00 - 460.00	-	440.00 - 460.00	240.00 - 250.00	-	-	950.00 - 1000.00	-	320.00 - 325.00
Mullaittivu	-	-	-	-	-	-	-	-	-	-
Batticaloa	1100.00 - 1140.00	400.00 - 600.00	-	450.00 - 460.00	240.00 - 250.00	-	480.00 - 520.00	1070.00 - 1100.00	1100.00 - 1140.00	320.00 - 325.00
Trincomalee	1180.00 - 1300.00	420.00 - 460.00	-	420.00 - 460.00	200.00 - 240.00	-	-	1160.00 - 1300.00	-	310.00 - 320.00
Hanguranketha	1000.00 - 1150.00	380.00 - 420.00	-	400.00 - 460.00	195.00 - 250.00	-	-	1080.00 - 1200.00	1100.00 - 1200.00	305.00 - 320.00
Veyangoda	1100.00 - 1200.00	400.00 - 480.00	-	400.00 - 440.00	200.00 - 240.00	-	480.00 - 480.00	1100.00 - 1200.00	1200.00 - 1400.00	310.00 - 320.00
Galenbindunuwewa	1100.00 - 1150.00	380.00 - 440.00	-	400.00 - 450.00	200.00 - 240.00	-	-	1100.00 - 1200.00	1100.00 - 1250.00	320.00 - 340.00
Bandarawela	1100.00 - 1200.00	480.00 - 520.00	-	400.00 - 460.00	200.00 - 240.00	320.00 - 340.00	-	1100.00 - 1200.00	1200.00 - 1250.00	320.00 - 340.00
Matale	1000.00 - 1150.00	360.00 - 400.00	-	360.00 - 400.00	210.00 - 240.00	-	-	1000.00 - 1100.00	1050.00 - 1100.00	310.00 - 320.00

**Table 06: Selected Markets: Wholesale Price of Vegetables(Rs/kg)**

Week 05: 26 January-01 February 2024

Locations	Butter Beans	Green Beans	Carrot	Leeks	Beetroot	Knolkhol
Colombo	-	400.00 - 750.00	1000.00 - 1500.00	400.00 - 450.00	500.00 - 750.00	300.00 - 400.00
Meegoda (DEC)	-	550.00 - 800.00	1200.00 - 1600.00	430.00 - 500.00	550.00 - 600.00	320.00 - 360.00
Dambulla (DEC)	-	650.00 - 750.00	1350.00 - 1500.00	450.00 - 550.00	450.00 - 550.00	260.00 - 300.00
Keppetipola (DEC)	-	550.00 - 650.00	800.00 - 1000.00	450.00 - 480.00	380.00 - 440.00	300.00 - 350.00
Norochchole (DEC)	-	-	-	-	450.00 - 550.00	-
Nuwara Eliya	-	580.00 - 600.00	1280.00 - 1320.00	410.00 - 430.00	460.00 - 520.00	350.00 - 400.00
Kandy	-	550.00 - 600.00	1100.00 - 1250.00	480.00 - 500.00	530.00 - 550.00	250.00 - 300.00
Hambantota	-	750.00 - 850.00	1000.00 - 1400.00	480.00 - 580.00	550.00 - 600.00	480.00 - 550.00
Thambuthhegama (DEC)	-	500.00 - 600.00	1500.00 - 1600.00	500.00 - 540.00	650.00 - 700.00	-
Jaffna	-	480.00 - 500.00	1500.00 - 1540.00	540.00 - 560.00	540.00 - 560.00	-
Bandarawela	-	500.00 - 600.00	900.00 - 1000.00	400.00 - 450.00	400.00 - 430.00	300.00 - 350.00
Veyangoda	-	550.00 - 650.00	1100.00 - 1250.00	460.00 - 500.00	520.00 - 550.00	350.00 - 370.00

Locations	Raddish	Cabbage	Tomato	Ladies Fingers	Brinjal	Capsicum
Colombo	120.00 - 180.00	500.00 - 600.00	550.00 - 650.00	280.00 - 400.00	450.00 - 550.00	700.00 - 1000.00
Meegoda (DEC)	160.00 - 220.00	500.00 - 600.00	580.00 - 630.00	340.00 - 380.00	530.00 - 580.00	950.00 - 1150.00
Moneragala	200.00 - 240.00	600.00 - 700.00	600.00 - 650.00	350.00 - 370.00	400.00 - 450.00	950.00 - 1000.00
Dambulla (DEC)	100.00 - 120.00	600.00 - 650.00	600.00 - 650.00	300.00 - 350.00	450.00 - 530.00	850.00 - 1000.00
Keppetipola (DEC)	110.00 - 130.00	500.00 - 550.00	600.00 - 650.00	340.00 - 360.00	500.00 - 550.00	900.00 - 1100.00
Norochchole (DEC)	40.00 - 100.00	400.00 - 550.00	-	300.00 - 350.00	350.00 - 450.00	600.00 - 700.00
Nuwara Eliya	160.00 - 190.00	560.00 - 580.00	600.00 - 650.00	360.00 - 400.00	560.00 - 580.00	1000.00 - 1100.00
Kandy	130.00 - 150.00	500.00 - 550.00	600.00 - 650.00	350.00 - 370.00	500.00 - 550.00	800.00 - 850.00
Hambantota	150.00 - 200.00	680.00 - 760.00	550.00 - 600.00	350.00 - 400.00	450.00 - 500.00	980.00 - 1100.00
Thambuthhegama (DEC)	80.00 - 120.00	550.00 - 580.00	530.00 - 580.00	300.00 - 350.00	370.00 - 450.00	900.00 - 1000.00
Tissamaharama	200.00 - 220.00	700.00 - 740.00	500.00 - 600.00	280.00 - 320.00	470.00 - 520.00	800.00 - 900.00
Jaffna	145.00 - 165.00	640.00 - 660.00	670.00 - 700.00	540.00 - 560.00	540.00 - 570.00	1100.00 - 1160.00
Bandarawela	120.00 - 140.00	480.00 - 520.00	580.00 - 620.00	-	480.00 - 500.00	900.00 - 1000.00
Veyangoda	130.00 - 180.00	520.00 - 550.00	570.00 - 620.00	330.00 - 400.00	520.00 - 550.00	1000.00 - 1150.00

Locations	Pumpkin	Cucumber	Bitter Gourd	Snake Gourd	Drumstick	Luffa
Colombo	130.00 - 240.00	60.00 - 100.00	400.00 - 450.00	350.00 - 400.00	-	320.00 - 400.00
Meegoda (DEC)	240.00 - 270.00	80.00 - 100.00	430.00 - 480.00	300.00 - 400.00	-	300.00 - 350.00
Moneragala	200.00 - 250.00	120.00 - 140.00	450.00 - 500.00	350.00 - 400.00	-	350.00 - 470.00
Dambulla (DEC)	180.00 - 230.00	70.00 - 90.00	400.00 - 450.00	260.00 - 320.00	-	250.00 - 300.00
Keppetipola (DEC)	150.00 - 160.00	100.00 - 120.00	420.00 - 440.00	270.00 - 290.00	-	290.00 - 300.00
Norochchole (DEC)	120.00 - 140.00	40.00 - 60.00	-	180.00 - 270.00	-	-
Nuwara Eliya	180.00 - 200.00	130.00 - 140.00	440.00 - 460.00	300.00 - 320.00	-	310.00 - 330.00
Kandy	200.00 - 220.00	60.00 - 80.00	350.00 - 400.00	280.00 - 300.00	-	280.00 - 300.00
Hambantota	180.00 - 220.00	100.00 - 120.00	480.00 - 580.00	300.00 - 380.00	-	350.00 - 400.00
Thambuthhegama (DEC)	180.00 - 220.00	50.00 - 70.00	300.00 - 350.00	270.00 - 300.00	-	250.00 - 300.00
Tissamaharama	150.00 - 200.00	80.00 - 120.00	450.00 - 520.00	250.00 - 350.00	-	300.00 - 400.00
Jaffna	150.00 - 160.00	200.00 - 230.00	1080.00 - 1120.00	300.00 - 320.00	-	-
Bandarawela	160.00 - 180.00	100.00 - 120.00	-	-	-	-
Veyangoda	220.00 - 250.00	75.00 - 100.00	420.00 - 450.00	290.00 - 340.00	-	320.00 - 380.00

**Table 06 (Contd.)**

	<b>Long Beans</b>	<b>Ash Plantain</b>	<b>Green Chillies</b>	<b>Lime</b>	<b>Sweet Potatoe</b>	<b>Manioc</b>
Colombo	200.00 - 300.00	280.00 - 350.00	700.00 - 900.00	150.00 - 200.00	160.00 - 200.00	100.00 - 120.00
Meegoda (DEC)	250.00 - 300.00	280.00 - 320.00	1100.00 - 1200.00	150.00 - 200.00	180.00 - 220.00	120.00 - 130.00
Moneragala	350.00 - 400.00	240.00 - 300.00	1100.00 - 1200.00	150.00 - 200.00	150.00 - 170.00	80.00 - 100.00
Dambulla (DEC)	250.00 - 320.00	280.00 - 350.00	900.00 - 1100.00	100.00 - 140.00	150.00 - 170.00	70.00 - 90.00
Keppetipola (DEC)	280.00 - 300.00	280.00 - 300.00	950.00 - 1050.00	120.00 - 140.00	140.00 - 160.00	90.00 - 100.00
Norochchole (DEC)	180.00 - 250.00	-	800.00 - 1000.00	-	-	120.00 - 140.00
Nuwara Eliya	320.00 - 340.00	300.00 - 320.00	1100.00 - 1200.00	150.00 - 160.00	180.00 - 190.00	100.00 - 110.00
Kandy	280.00 - 320.00	280.00 - 320.00	850.00 - 900.00	130.00 - 150.00	160.00 - 180.00	90.00 - 100.00
Hambantota	250.00 - 300.00	250.00 - 280.00	1000.00 - 1200.00	150.00 - 200.00	150.00 - 180.00	100.00 - 150.00
Thambuththegama (DEC)	260.00 - 300.00	200.00 - 250.00	1000.00 - 1200.00	100.00 - 130.00	160.00 - 190.00	90.00 - 120.00
Tissamaharama	250.00 - 280.00	230.00 - 260.00	1000.00 - 1050.00	180.00 - 220.00	200.00 - 250.00	100.00 - 150.00
Jaffna	530.00 - 550.00	220.00 - 240.00	1100.00 - 1140.00	120.00 - 150.00	230.00 - 250.00	140.00 - 160.00
Bandarawela	-	-	900.00 - 950.00	-	160.00 - 180.00	100.00 - 120.00
Veyangoda	320.00 - 350.00	300.00 - 320.00	1000.00 - 1200.00	140.00 - 180.00	180.00 - 190.00	120.00 - 140.00

<b>Locations</b>	<b>Leafy Vegetables (Rs/bundle)</b>			<b>Coconut (Rs/nut)</b>	
	<b>Mukunuwenna</b>	<b>Kankun</b>	<b>Gotukola</b>	<b>Large</b>	<b>Small</b>
Colombo	45.00 - 50.00	45.00 - 50.00	300.00 - 380.00	95.00 - 105.00	80.00 - 90.00
Meegoda (DEC)	80.00 - 90.00	80.00 - 90.00	270.00 - 270.00	105.00 - 110.00	85.00 - 90.00
Norochchole (DEC)	50.00 - 60.00	50.00 - 60.00	120.00 - 130.00	85.00 - 95.00	70.00 - 75.00
Nuwara Eliya	-	-	-	-	-
Dambulla (DEC)	30.00 - 35.00	30.00 - 35.00	125.00 - 130.00	80.00 - 85.00	68.00 - 70.00
Kandy	50.00 - 55.00	50.00 - 60.00	260.00 - 270.00	90.00 - 95.00	68.00 - 72.00
Hambantota	60.00 - 70.00	60.00 - 70.00	240.00 - 270.00	-	-
Thambuththegama (DEC)	30.00 - 40.00	30.00 - 40.00	-	75.00 - 85.00	-
Tissamaharama	50.00 - 60.00	50.00 - 60.00	210.00 - 240.00	90.00 - 105.00	65.00 - 80.00
Jaffna	80.00 - 100.00	35.00 - 42.00	180.00 - 200.00	78.00 - 84.00	50.00 - 52.00
Bandarawela	-	-	-	-	-
Veyangoda	35.00 - 40.00	35.00 - 40.00	-	90.00 - 95.00	-

*Colombo, Meegoda, Norochchole, Jaffna, Dambulla and Kandy - Gotukola Price Rs/Kg*



**Table 07: Selected Markets: Retail Price of Vegetables (Rs/kg)**

Week 05: 26 January-01 February 2024

LOCATIONS	Up Country Varieties																
	Butter Beans		Green Beans		Carrot		Leeks		Beetroot		Knol Khol		Raddish		Cabbage		Tomato
Colombo	-	460.00 - 800.00	700.00 - 1000.00	380.00 - 700.00	550.00 - 900.00	350.00 - 600.00	220.00 - 400.00	550.00 - 800.00	480.00 - 1000.00								
Gampaha	-	780.00 - 800.00	1000.00 - 1800.00	600.00 - 640.00	800.00 - 1000.00	460.00 - 480.00	360.00 - 400.00	720.00 - 800.00	720.00 - 800.00								
Kurunegala	-	900.00 - 1100.00	1800.00 - 2000.00	680.00 - 800.00	1000.00 - 1000.00	480.00 - 600.00	380.00 - 400.00	800.00 - 850.00	780.00 - 1000.00								
Nikaweratiya	-	960.00 - 1200.00	1600.00 - 1800.00	720.00 - 720.00	720.00 - 800.00	450.00 - 480.00	240.00 - 320.00	720.00 - 800.00	720.00 - 800.00								
Dambulla	-	900.00 - 980.00	1600.00 - 1700.00	700.00 - 740.00	800.00 - 840.00	460.00 - 480.00	260.00 - 320.00	700.00 - 740.00	780.00 - 800.00								
Anuradhapura	-	800.00 - 1000.00	1600.00 - 2000.00	720.00 - 800.00	720.00 - 800.00	-	240.00 - 320.00	700.00 - 800.00	720.00 - 800.00								
Thambuththegama	-	650.00 - 720.00	1700.00 - 2000.00	600.00 - 680.00	800.00 - 880.00	-	180.00 - 240.00	650.00 - 700.00	680.00 - 740.00								
Polonnaruwa	-	1000.00 - 1240.00	1700.00 - 1850.00	560.00 - 580.00	750.00 - 820.00	450.00 - 480.00	250.00 - 300.00	750.00 - 800.00	700.00 - 740.00								
Kaluthara	-	980.00 - 1020.00	1760.00 - 1860.00	680.00 - 720.00	700.00 - 720.00	520.00 - 540.00	220.00 - 260.00	780.00 - 860.00	780.00 - 820.00								
Badulla	-	1000.00 - 1200.00	1200.00 - 1300.00	600.00 - 800.00	-	-	240.00 - 320.00	600.00 - 800.00	800.00 - 850.00								
Keppetipola	-	700.00 - 750.00	1200.00 - 1300.00	560.00 - 580.00	480.00 - 500.00	440.00 - 480.00	180.00 - 200.00	640.00 - 660.00	700.00 - 750.00								
Moneragala	-	800.00 - 1000.00	1400.00 - 1600.00	720.00 - 800.00	720.00 - 800.00	-	280.00 - 320.00	720.00 - 800.00	720.00 - 800.00								
Kegalle	-	1160.00 - 1200.00	1950.00 - 2000.00	680.00 - 720.00	760.00 - 800.00	480.00 - 520.00	300.00 - 320.00	860.00 - 900.00	880.00 - 900.00								
Ampara	-	900.00 - 1000.00	1400.00 - 1760.00	700.00 - 720.00	800.00 - 800.00	-	280.00 - 360.00	760.00 - 800.00	760.00 - 840.00								
Dehiattakandiya	-	800.00 - 1000.00	1200.00 - 1600.00	700.00 - 720.00	720.00 - 720.00	520.00 - 720.00	320.00 - 400.00	720.00 - 800.00	720.00 - 800.00								
Nuwaraeliya	-	700.00 - 750.00	1400.00 - 1500.00	520.00 - 540.00	600.00 - 650.00	480.00 - 500.00	280.00 - 320.00	680.00 - 700.00	760.00 - 800.00								
Kandy	-	850.00 - 900.00	1400.00 - 1500.00	600.00 - 650.00	750.00 - 800.00	450.00 - 480.00	240.00 - 280.00	750.00 - 800.00	800.00 - 900.00								
Puttalam	-	1000.00 - 1200.00	1700.00 - 2000.00	720.00 - 780.00	760.00 - 800.00	-	200.00 - 240.00	720.00 - 800.00	720.00 - 800.00								
Hambantota	-	900.00 - 1200.00	1200.00 - 1600.00	580.00 - 700.00	740.00 - 800.00	480.00 - 550.00	240.00 - 320.00	720.00 - 800.00	600.00 - 700.00								
Rathnapura	-	680.00 - 900.00	1800.00 - 1900.00	580.00 - 640.00	800.00 - 800.00	460.00 - 520.00	280.00 - 320.00	750.00 - 820.00	750.00 - 900.00								
Matara	-	1000.00 - 1200.00	1400.00 - 1600.00	600.00 - 800.00	700.00 - 800.00	500.00 - 600.00	260.00 - 360.00	720.00 - 800.00	700.00 - 800.00								
Galle	-	900.00 - 1000.00	1600.00 - 1800.00	600.00 - 800.00	900.00 - 1000.00	480.00 - 600.00	250.00 - 300.00	750.00 - 800.00	800.00 - 800.00								
Tissamaharama	-	900.00 - 1000.00	1400.00 - 1600.00	580.00 - 630.00	720.00 - 800.00	680.00 - 720.00	260.00 - 320.00	760.00 - 800.00	620.00 - 700.00								
Meegoda (DEC)	-	800.00 - 1000.00	1600.00 - 2000.00	640.00 - 720.00	700.00 - 800.00	480.00 - 600.00	280.00 - 320.00	650.00 - 800.00	680.00 - 800.00								
Embilipitiya	-	750.00 - 800.00	1500.00 - 1700.00	650.00 - 800.00	750.00 - 800.00	600.00 - 650.00	300.00 - 400.00	720.00 - 800.00	600.00 - 700.00								
Jaffna	-	550.00 - 580.00	1600.00 - 1700.00	600.00 - 650.00	600.00 - 650.00	-	200.00 - 220.00	700.00 - 750.00	750.00 - 780.00								
Vavuniya	-	900.00 - 1000.00	1900.00 - 2000.00	600.00 - 680.00	700.00 - 800.00	-	200.00 - 250.00	800.00 - 860.00	800.00 - 860.00								
Mannar	-	800.00 - 900.00	1600.00 - 1680.00	800.00 - 880.00	800.00 - 880.00	-	400.00 - 440.00	720.00 - 800.00	800.00 - 880.00								
Killinochchi	-	780.00 - 820.00	1900.00 - 2000.00	750.00 - 800.00	750.00 - 800.00	-	350.00 - 400.00	600.00 - 650.00	680.00 - 720.00								
Mullaittivu	-	-	-	-	-	-	-	-	-								
Batticaloa	-	1000.00 - 1200.00	1800.00 - 2000.00	760.00 - 800.00	780.00 - 800.00	600.00 - 650.00	380.00 - 420.00	780.00 - 800.00	800.00 - 840.00								
Trincomalee	-	900.00 - 1000.00	1520.00 - 1600.00	680.00 - 720.00	800.00 - 850.00	-	340.00 - 380.00	740.00 - 800.00	800.00 - 900.00								
Hanguranketha	-	800.00 - 900.00	1600.00 - 1700.00	570.00 - 600.00	620.00 - 650.00	400.00 - 400.00	160.00 - 180.00	700.00 - 750.00	720.00 - 750.00								
Veyangoda	-	900.00 - 1000.00	1400.00 - 1800.00	640.00 - 680.00	720.00 - 800.00	560.00 - 560.00	320.00 - 340.00	720.00 - 800.00	700.00 - 800.00								
Galenbindunuwewa	-	800.00 - 1000.00	1500.00 - 1800.00	680.00 - 800.00	720.00 - 800.00	460.00 - 480.00	240.00 - 320.00	600.00 - 800.00	600.00 - 800.00								
Bandarawela	-	700.00 - 800.00	1200.00 - 1400.00	500.00 - 600.00	500.00 - 600.00	400.00 - 500.00	260.00 - 300.00	600.00 - 700.00	700.00 - 800.00								
Matale	-	840.00 - 960.00	1800.00 - 2000.00	640.00 - 720.00	720.00 - 800.00	440.00 - 480.00	200.00 - 240.00	800.00 - 840.00	800.00 - 900.00								

Table 07 (Contd.)

LOCATIONS	Low Country Varieties										
	Ladies Fingers	Brinjal	Capsicum	Pumpkin	Cucumber	Bitter Gourd	Snake Gourd	Drumstick	Luffa	Long Beans	
Colombo	250.00 - 420.00	500.00 - 900.00	650.00 - 1000.00	180.00 - 340.00	140.00 - 320.00	350.00 - 700.00	250.00 - 480.00	-	300.00 - 600.00	240.00 - 520.00	
Gampaha	400.00 - 560.00	680.00 - 800.00	1400.00 - 1500.00	320.00 - 360.00	160.00 - 240.00	600.00 - 600.00	480.00 - 500.00	-	480.00 - 560.00	400.00 - 560.00	
Kurunegala	440.00 - 600.00	720.00 - 800.00	1200.00 - 1500.00	280.00 - 320.00	160.00 - 240.00	600.00 - 720.00	380.00 - 480.00	-	460.00 - 600.00	480.00 - 540.00	
Nikaweratiya	360.00 - 400.00	560.00 - 600.00	1000.00 - 1200.00	240.00 - 320.00	160.00 - 160.00	520.00 - 720.00	400.00 - 400.00	-	480.00 - 600.00	400.00 - 480.00	
Dambulla	460.00 - 480.00	700.00 - 740.00	1200.00 - 1400.00	300.00 - 340.00	180.00 - 240.00	600.00 - 640.00	360.00 - 380.00	-	560.00 - 600.00	400.00 - 460.00	
Anuradhapura	440.00 - 480.00	560.00 - 640.00	1300.00 - 1500.00	260.00 - 320.00	160.00 - 240.00	600.00 - 800.00	360.00 - 480.00	-	440.00 - 520.00	400.00 - 480.00	
Thambuthhegama	360.00 - 420.00	540.00 - 600.00	900.00 - 1600.00	220.00 - 280.00	140.00 - 200.00	450.00 - 600.00	310.00 - 380.00	-	380.00 - 440.00	380.00 - 450.00	
Polonnaruwa	420.00 - 480.00	620.00 - 680.00	1000.00 - 1300.00	240.00 - 260.00	180.00 - 250.00	550.00 - 600.00	440.00 - 480.00	-	400.00 - 480.00	350.00 - 400.00	
Kaluthara	440.00 - 460.00	660.00 - 720.00	1300.00 - 1400.00	240.00 - 280.00	220.00 - 240.00	580.00 - 620.00	520.00 - 540.00	-	520.00 - 560.00	480.00 - 520.00	
Badulla	480.00 - 600.00	650.00 - 800.00	1000.00 - 1200.00	240.00 - 260.00	240.00 - 280.00	600.00 - 800.00	480.00 - 600.00	-	550.00 - 600.00	480.00 - 600.00	
Keppetipola	440.00 - 450.00	640.00 - 660.00	1200.00 - 1300.00	240.00 - 260.00	180.00 - 200.00	500.00 - 540.00	360.00 - 380.00	-	360.00 - 380.00	380.00 - 400.00	
Moneragala	400.00 - 480.00	480.00 - 520.00	1000.00 - 1200.00	320.00 - 360.00	200.00 - 240.00	480.00 - 600.00	400.00 - 520.00	-	400.00 - 600.00	400.00 - 480.00	
Kegalle	480.00 - 520.00	680.00 - 720.00	1160.00 - 1200.00	250.00 - 280.00	220.00 - 240.00	560.00 - 600.00	440.00 - 480.00	-	460.00 - 500.00	480.00 - 520.00	
Ampara	440.00 - 520.00	720.00 - 800.00	1000.00 - 1200.00	220.00 - 320.00	240.00 - 280.00	600.00 - 680.00	560.00 - 600.00	-	480.00 - 480.00	480.00 - 600.00	
Dehiattakandiya	420.00 - 500.00	600.00 - 720.00	1000.00 - 1000.00	240.00 - 320.00	150.00 - 240.00	600.00 - 720.00	400.00 - 680.00	-	400.00 - 520.00	400.00 - 520.00	
Nuwaraeliya	480.00 - 500.00	660.00 - 680.00	1200.00 - 1400.00	300.00 - 320.00	250.00 - 260.00	560.00 - 580.00	400.00 - 420.00	-	420.00 - 440.00	440.00 - 460.00	
Kandy	480.00 - 520.00	750.00 - 800.00	1000.00 - 1100.00	320.00 - 340.00	160.00 - 180.00	460.00 - 480.00	450.00 - 480.00	-	450.00 - 480.00	450.00 - 480.00	
Puttalam	440.00 - 480.00	720.00 - 800.00	1300.00 - 1500.00	320.00 - 400.00	200.00 - 240.00	600.00 - 800.00	400.00 - 480.00	-	480.00 - 600.00	440.00 - 520.00	
Rathnapura	480.00 - 520.00	580.00 - 640.00	1200.00 - 1600.00	200.00 - 280.00	160.00 - 200.00	500.00 - 640.00	420.00 - 480.00	-	450.00 - 550.00	400.00 - 520.00	
Hambantota	460.00 - 480.00	580.00 - 600.00	1100.00 - 1200.00	240.00 - 320.00	160.00 - 200.00	480.00 - 600.00	420.00 - 500.00	-	480.00 - 600.00	350.00 - 400.00	
Matara	480.00 - 600.00	650.00 - 720.00	1000.00 - 1200.00	260.00 - 320.00	200.00 - 240.00	600.00 - 720.00	460.00 - 520.00	-	480.00 - 600.00	440.00 - 520.00	
Galle	460.00 - 600.00	640.00 - 800.00	1000.00 - 1400.00	180.00 - 200.00	170.00 - 200.00	600.00 - 640.00	460.00 - 480.00	-	480.00 - 600.00	480.00 - 600.00	
Tissamaharama	400.00 - 460.00	580.00 - 680.00	1100.00 - 1200.00	240.00 - 340.00	140.00 - 200.00	560.00 - 600.00	420.00 - 520.00	-	460.00 - 520.00	320.00 - 360.00	
Meegoda (DEC)	450.00 - 520.00	700.00 - 800.00	1200.00 - 1600.00	300.00 - 360.00	160.00 - 200.00	640.00 - 720.00	480.00 - 520.00	-	440.00 - 520.00	480.00 - 600.00	
Embilipitiya	400.00 - 480.00	550.00 - 600.00	1000.00 - 1200.00	250.00 - 400.00	150.00 - 200.00	600.00 - 800.00	500.00 - 600.00	-	450.00 - 520.00	350.00 - 400.00	
Jaffna	600.00 - 650.00	620.00 - 660.00	1200.00 - 1250.00	200.00 - 230.00	250.00 - 280.00	1200.00 - 1250.00	350.00 - 380.00	-	-	620.00 - 700.00	
Vavuniya	500.00 - 600.00	550.00 - 600.00	1000.00 - 1050.00	300.00 - 340.00	180.00 - 240.00	800.00 - 900.00	400.00 - 440.00	-	400.00 - 450.00	600.00 - 650.00	
Mannar	600.00 - 680.00	720.00 - 800.00	1200.00 - 1280.00	240.00 - 280.00	300.00 - 320.00	600.00 - 680.00	400.00 - 450.00	-	-	450.00 - 500.00	
Killinochchi	580.00 - 620.00	750.00 - 800.00	1150.00 - 1200.00	250.00 - 300.00	260.00 - 280.00	1100.00 - 1200.00	380.00 - 420.00	-	-	600.00 - 650.00	
Mullaittivu	-	-	-	-	-	-	-	-	-	-	
Batticaloa	580.00 - 600.00	760.00 - 800.00	1200.00 - 1400.00	260.00 - 300.00	240.00 - 280.00	760.00 - 800.00	560.00 - 600.00	-	380.00 - 400.00	770.00 - 800.00	
Trincomalee	540.00 - 600.00	700.00 - 750.00	1180.00 - 1240.00	230.00 - 260.00	220.00 - 240.00	700.00 - 800.00	500.00 - 540.00	-	400.00 - 450.00	550.00 - 600.00	
Hanguranketha	420.00 - 450.00	650.00 - 700.00	1200.00 - 1300.00	200.00 - 240.00	150.00 - 180.00	550.00 - 580.00	350.00 - 380.00	-	350.00 - 400.00	350.00 - 400.00	
Veyangoda	480.00 - 520.00	680.00 - 720.00	1300.00 - 1500.00	320.00 - 320.00	240.00 - 260.00	640.00 - 720.00	480.00 - 560.00	-	560.00 - 600.00	520.00 - 560.00	
Galenbindunuwewa	450.00 - 480.00	480.00 - 600.00	1200.00 - 1400.00	240.00 - 320.00	160.00 - 240.00	600.00 - 800.00	360.00 - 480.00	-	400.00 - 480.00	400.00 - 480.00	
Bandarawela	380.00 - 420.00	600.00 - 700.00	1200.00 - 1400.00	260.00 - 300.00	200.00 - 220.00	560.00 - 600.00	460.00 - 480.00	-	420.00 - 480.00	400.00 - 460.00	
Matale	480.00 - 560.00	680.00 - 720.00	1200.00 - 1300.00	240.00 - 320.00	160.00 - 200.00	560.00 - 600.00	480.00 - 520.00	-	440.00 - 480.00	440.00 - 480.00	

**Table 07 (Contd.)**

LOCATIONS	Low Country Varieties					Leafy Vegetable			Coconut (Rs/nut)	
	Ash Plantain	Green Chillies	Lime	Sweet Potato	Manioc	Mukunuwenna	Kankun	Gotukola	Large	Small
Colombo	320.00 - 500.00	1200.00 - 2400.00	300.00 - 1000.00	150.00 - 320.00	150.00 - 240.00	60.00 - 100.00	60.00 - 100.00	100.00 - 120.00	105.00 - 120.00	85.00 - 100.00
Gampaha	320.00 - 400.00	1400.00 - 1800.00	300.00 - 400.00	240.00 - 280.00	200.00 - 240.00	60.00 - 70.00	60.00 - 70.00	30.00 - 30.00	110.00 - 130.00	90.00 - 100.00
Kurunegala	340.00 - 400.00	1400.00 - 1500.00	300.00 - 400.00	240.00 - 320.00	200.00 - 240.00	50.00 - 60.00	50.00 - 60.00	30.00 - 30.00	110.00 - 110.00	90.00 - 90.00
Nikaweratiya	320.00 - 320.00	1400.00 - 1500.00	300.00 - 400.00	240.00 - 320.00	150.00 - 180.00	50.00 - 50.00	50.00 - 50.00	60.00 - 60.00	80.00 - 85.00	65.00 - 75.00
Dambulla	380.00 - 400.00	1400.00 - 1500.00	300.00 - 350.00	280.00 - 300.00	180.00 - 220.00	60.00 - 70.00	60.00 - 70.00	50.00 - 60.00	110.00 - 120.00	80.00 - 85.00
Anuradhapura	380.00 - 480.00	1500.00 - 1700.00	200.00 - 300.00	280.00 - 360.00	200.00 - 240.00	50.00 - 60.00	50.00 - 60.00	50.00 - 60.00	90.00 - 110.00	60.00 - 85.00
Thambuththegama	300.00 - 350.00	1300.00 - 1450.00	200.00 - 275.00	280.00 - 300.00	160.00 - 200.00	40.00 - 50.00	40.00 - 50.00	-	90.00 - 95.00	80.00 - 85.00
Polonnaruwa	280.00 - 300.00	1500.00 - 1700.00	250.00 - 300.00	250.00 - 300.00	200.00 - 260.00	50.00 - 60.00	50.00 - 50.00	50.00 - 50.00	85.00 - 90.00	70.00 - 80.00
Kaluthara	460.00 - 480.00	1300.00 - 1400.00	340.00 - 380.00	240.00 - 260.00	200.00 - 240.00	70.00 - 80.00	70.00 - 80.00	80.00 - 90.00	110.00 - 120.00	90.00 - 100.00
Badulla	440.00 - 480.00	1000.00 - 1400.00	250.00 - 300.00	-	150.00 - 160.00	80.00 - 100.00	100.00 - 100.00	100.00 - 100.00	100.00 - 110.00	80.00 - 90.00
Keppetipola	360.00 - 380.00	1200.00 - 1300.00	240.00 - 260.00	240.00 - 250.00	170.00 - 180.00	70.00 - 75.00	70.00 - 75.00	65.00 - 70.00	112.00 - 116.00	95.00 - 100.00
Moneragala	320.00 - 400.00	1300.00 - 1500.00	250.00 - 300.00	200.00 - 240.00	100.00 - 120.00	60.00 - 70.00	60.00 - 70.00	60.00 - 70.00	90.00 - 100.00	60.00 - 70.00
Kegalle	340.00 - 360.00	1400.00 - 1500.00	260.00 - 300.00	280.00 - 320.00	160.00 - 200.00	70.00 - 80.00	70.00 - 80.00	40.00 - 50.00	110.00 - 120.00	95.00 - 100.00
Ampara	360.00 - 360.00	1350.00 - 1400.00	300.00 - 350.00	300.00 - 320.00	100.00 - 120.00	80.00 - 80.00	50.00 - 60.00	-	85.00 - 85.00	75.00 - 80.00
Dehiattakandiya	320.00 - 480.00	1200.00 - 1500.00	300.00 - 320.00	240.00 - 300.00	160.00 - 240.00	50.00 - 60.00	50.00 - 60.00	50.00 - 60.00	-	60.00 - 80.00
Nuwaraeliya	400.00 - 420.00	1400.00 - 1500.00	280.00 - 320.00	300.00 - 320.00	200.00 - 220.00	80.00 - 90.00	80.00 - 90.00	60.00 - 70.00	110.00 - 115.00	96.00 - 100.00
Kandy	500.00 - 520.00	1100.00 - 1200.00	280.00 - 320.00	260.00 - 280.00	180.00 - 200.00	60.00 - 70.00	70.00 - 80.00	50.00 - 60.00	100.00 - 110.00	75.00 - 85.00
Puttalam	320.00 - 400.00	1200.00 - 1500.00	180.00 - 220.00	300.00 - 360.00	180.00 - 220.00	60.00 - 70.00	60.00 - 70.00	40.00 - 40.00	90.00 - 100.00	75.00 - 85.00
Rathnapura	300.00 - 440.00	1300.00 - 1450.00	250.00 - 320.00	260.00 - 280.00	130.00 - 150.00	80.00 - 80.00	80.00 - 80.00	80.00 - 100.00	110.00 - 130.00	80.00 - 90.00
Hambanthota	300.00 - 340.00	1200.00 - 1400.00	240.00 - 320.00	220.00 - 260.00	180.00 - 200.00	70.00 - 80.00	70.00 - 80.00	90.00 - 100.00	110.00 - 120.00	70.00 - 90.00
Matara	320.00 - 400.00	1500.00 - 1600.00	300.00 - 400.00	200.00 - 240.00	180.00 - 220.00	70.00 - 80.00	70.00 - 80.00	90.00 - 100.00	120.00 - 130.00	80.00 - 95.00
Galle	360.00 - 400.00	1400.00 - 1600.00	300.00 - 400.00	240.00 - 280.00	160.00 - 200.00	70.00 - 70.00	-	80.00 - 80.00	120.00 - 130.00	90.00 - 100.00
Tissamaharama	300.00 - 360.00	1150.00 - 1200.00	280.00 - 400.00	260.00 - 320.00	160.00 - 200.00	60.00 - 70.00	60.00 - 70.00	80.00 - 100.00	100.00 - 120.00	80.00 - 90.00
Meegoda (DEC)	400.00 - 480.00	1300.00 - 1600.00	300.00 - 480.00	250.00 - 320.00	160.00 - 200.00	100.00 - 100.00	100.00 - 100.00	100.00 - 100.00	110.00 - 120.00	90.00 - 95.00
Embilipitiya	300.00 - 320.00	1250.00 - 1400.00	200.00 - 250.00	350.00 - 400.00	150.00 - 200.00	70.00 - 80.00	60.00 - 80.00	120.00 - 130.00	110.00 - 130.00	70.00 - 100.00
Jaffna	270.00 - 290.00	1200.00 - 1300.00	200.00 - 240.00	300.00 - 350.00	200.00 - 230.00	110.00 - 120.00	55.00 - 65.00	70.00 - 80.00	90.00 - 110.00	60.00 - 65.00
Vavuniya	350.00 - 400.00	1500.00 - 1600.00	200.00 - 250.00	260.00 - 300.00	240.00 - 260.00	60.00 - 70.00	60.00 - 65.00	120.00 - 150.00	65.00 - 70.00	50.00 - 60.00
Mannar	400.00 - 450.00	1300.00 - 1500.00	400.00 - 500.00	-	160.00 - 180.00	50.00 - 60.00	50.00 - 60.00	50.00 - 60.00	90.00 - 100.00	70.00 - 80.00
Killinochchi	380.00 - 420.00	1900.00 - 2000.00	240.00 - 260.00	340.00 - 360.00	160.00 - 200.00	70.00 - 80.00	50.00 - 55.00	55.00 - 60.00	90.00 - 100.00	50.00 - 60.00
Mullaittivu	-	-	-	-	-	-	-	-	-	-
Batticaloa	380.00 - 400.00	1500.00 - 1600.00	300.00 - 350.00	360.00 - 400.00	150.00 - 160.00	70.00 - 80.00	50.00 - 50.00	50.00 - 50.00	90.00 - 95.00	50.00 - 60.00
Trincomalee	420.00 460.00	1000.00 1200.00	320.00 350.00	300.00 350.00	160.00 200.00	70.00 75.00	65.00 70.00	50.00 55.00	100.00 120.00	65.00 70.00
Hanguranketha	360.00 - 400.00	1050.00 - 1200.00	300.00 - 350.00	220.00 - 260.00	160.00 - 190.00	50.00 - 60.00	50.00 - 60.00	40.00 - 50.00	95.00 - 110.00	65.00 - 85.00
Veyangoda	400.00 - 480.00	1400.00 - 1500.00	300.00 - 400.00	280.00 - 320.00	200.00 - 200.00	60.00 - 70.00	60.00 - 70.00	30.00 - 30.00	110.00 - 120.00	80.00 - 90.00
Galenbindunuwewa	-	1100.00 - 1200.00	250.00 - 400.00	240.00 - 320.00	140.00 - 200.00	50.00 - 60.00	50.00 - 60.00	50.00 - 60.00	80.00 - 100.00	60.00 - 70.00
Bandarawela	360.00 - 400.00	1200.00 - 1300.00	400.00 - 500.00	260.00 - 280.00	200.00 - 220.00	50.00 - 60.00	60.00 - 70.00	60.00 - 70.00	100.00 - 110.00	80.00 - 85.00
Matale	400.00 - 440.00	1200.00 - 1400.00	320.00 - 400.00	280.00 - 320.00	160.00 - 170.00	60.00 - 70.00	60.00 - 70.00	60.00 - 70.00	100.00 - 110.00	70.00 - 85.00

**Table 08: Selected Markets: Retail Price of Fruits (Rs/each & Rs/kg)**

Week 05: 26 January-01 February 2024

LOCATIONS	Banana					Pineapple			Mango	
	Ambul (Rs/kg)	Kolikuttu (Rs/kg)	Seeni (Rs/kg)	Anamalu	Ambun	Large	Medium	Small	Betti	Karthakolomban
Colombo	200.00 - 300.00	450.00 - 550.00	150.00 - 280.00	30.00 - 42.00	35.00 - 56.00	480.00 - 650.00	380.00 - 550.00	280.00 - 450.00	-	66.00 - 200.00
Gampaha	200.00 - 200.00	300.00 - 350.00	180.00 - 200.00	24.00 - 25.00	38.00 - 40.00	800.00 - 1000.00	600.00 - 700.00	280.00 - 350.00	-	-
Kurunegala	220.00 - 250.00	400.00 - 450.00	180.00 - 220.00	24.00 - 25.00	45.00 - 45.00	700.00 - 800.00	400.00 - 500.00	200.00 - 300.00	-	-
Nikaweratiya	230.00 - 250.00	420.00 - 450.00	180.00 - 220.00	-	43.00 - 47.00	900.00 - 1000.00	750.00 - 850.00	650.00 - 700.00	-	-
Dambulla	200.00 - 220.00	400.00 - 460.00	200.00 - 220.00	-	48.00 - 50.00	800.00 - 850.00	650.00 - 750.00	400.00 - 450.00	60.00 - 80.00	-
Anuradhapura	200.00 - 240.00	400.00 - 500.00	180.00 - 220.00	28.00 - 35.00	43.00 - 50.00	900.00 - 990.00	720.00 - 810.00	540.00 - 600.00	-	-
Thambuththegama	200.00 - 230.00	400.00 - 470.00	180.00 - 220.00	-	48.00 - 50.00	840.00 - 900.00	820.00 - 820.00	-	-	-
Polonnaruwa	240.00 - 260.00	500.00 - 550.00	140.00 - 160.00	30.00 - 35.00	-	900.00 - 980.00	700.00 - 750.00	600.00 - 650.00	-	-
Kaluthara	220.00 - 260.00	370.00 - 400.00	190.00 - 220.00	30.00 - 34.00	42.00 - 46.00	760.00 - 780.00	620.00 - 640.00	-	-	180.00 - 200.00
Badulla	160.00 - 250.00	400.00 - 450.00	140.00 - 200.00	-	-	800.00 - 800.00	600.00 - 650.00	450.00 - 450.00	-	-
Keppetipola	210.00 - 230.00	450.00 - 460.00	150.00 - 170.00	24.00 - 26.00	42.00 - 44.00	-	640.00 - 660.00	380.00 - 400.00	-	170.00 - 180.00
Moneragala	150.00 - 180.00	350.00 - 400.00	120.00 - 140.00	25.00 - 30.00	30.00 - 35.00	800.00 - 900.00	670.00 - 750.00	-	-	-
Kegalle	180.00 - 200.00	480.00 - 520.00	180.00 - 220.00	20.00 - 25.00	25.00 - 30.00	750.00 - 750.00	600.00 - 700.00	400.00 - 500.00	-	-
Ampara	160.00 - 200.00	360.00 - 450.00	100.00 - 140.00	22.00 - 30.00	28.00 - 37.00	-	-	580.00 - 580.00	-	-
Dehiattakandiya	160.00 - 230.00	500.00 - 550.00	150.00 - 180.00	-	40.00 - 50.00	750.00 - 900.00	500.00 - 620.00	380.00 - 450.00	-	-
Nuwaraeliya	220.00 - 240.00	540.00 - 550.00	170.00 - 190.00	28.00 - 32.00	46.00 - 48.00	-	650.00 - 700.00	420.00 - 450.00	-	170.00 - 180.00
Kandy	200.00 - 250.00	480.00 - 500.00	160.00 - 180.00	25.00 - 28.00	40.00 - 45.00	800.00 - 850.00	450.00 - 500.00	250.00 - 300.00	-	120.00 - 150.00
Puttalam	180.00 - 220.00	480.00 - 520.00	180.00 - 220.00	22.00 - 28.00	-	-	600.00 - 650.00	500.00 - 550.00	-	80.00 - 85.00
Rathnapura	180.00 - 230.00	400.00 - 450.00	170.00 - 230.00	27.00 - 31.00	41.00 - 58.00	-	550.00 - 650.00	350.00 - 450.00	-	-
Hambantota	180.00 - 200.00	350.00 - 360.00	160.00 - 180.00	25.00 - 28.00	30.00 - 33.00	900.00 - 980.00	720.00 - 780.00	380.00 - 440.00	-	-
Matara	180.00 - 230.00	350.00 - 360.00	160.00 - 180.00	23.00 - 25.00	34.00 - 35.00	900.00 - 960.00	700.00 - 780.00	400.00 - 450.00	-	-
Galle	180.00 - 240.00	400.00 - 480.00	160.00 - 200.00	36.00 - 38.00	38.00 - 40.00	800.00 - 860.00	650.00 - 700.00	560.00 - 580.00	-	-
Tissamaharama	180.00 - 200.00	350.00 - 400.00	160.00 - 180.00	28.00 - 32.00	30.00 - 36.00	-	650.00 - 700.00	480.00 - 550.00	-	-
Meegoda (DEC)	180.00 - 200.00	320.00 - 380.00	180.00 - 200.00	41.00 - 43.00	41.00 - 43.00	750.00 - 780.00	550.00 - 600.00	-	-	-
Embilipitiya	110.00 - 130.00	300.00 - 350.00	120.00 - 140.00	25.00 - 30.00	30.00 - 40.00	-	500.00 - 600.00	400.00 - 450.00	-	-
Jaffna	170.00 - 190.00	280.00 - 320.00	120.00 - 150.00	-	-	900.00 - 950.00	650.00 - 800.00	500.00 - 600.00	-	-
Vavuniya	150.00 - 170.00	300.00 - 340.00	120.00 - 150.00	-	-	900.00 - 950.00	700.00 - 750.00	350.00 - 400.00	-	100.00 - 150.00
Mannar	180.00 - 200.00	400.00 - 450.00	160.00 - 180.00	-	-	700.00 - 750.00	600.00 - 650.00	500.00 - 550.00	-	-
Killinochchi	180.00 - 200.00	400.00 - 440.00	140.00 - 160.00	36.00 - 38.00	36.00 - 38.00	800.00 - 840.00	660.00 - 700.00	540.00 - 560.00	-	-
Mullaittivu	-	-	-	-	-	-	-	-	-	-
Batticaloa	180.00 - 200.00	550.00 - 560.00	150.00 - 160.00	25.00 - 30.00	-	720.00 - 750.00	640.00 - 650.00	500.00 - 540.00	-	150.00 - 160.00
Trincomalee	220.00 - 240.00	520.00 - 550.00	150.00 - 170.00	-	-	720.00 - 750.00	520.00 - 550.00	380.00 - 420.00	-	90.00 - 100.00
Veyangoda	250.00 - 280.00	400.00 - 450.00	200.00 - 230.00	20.00 - 25.00	33.00 - 44.00	850.00 - 950.00	800.00 - 800.00	600.00 - 650.00	-	-
Galenbindunuwewa	200.00 - 220.00	350.00 - 400.00	160.00 - 180.00	30.00 - 35.00	40.00 - 50.00	850.00 - 900.00	700.00 - 750.00	620.00 - 620.00	-	-
Bandarawela	200.00 - 220.00	400.00 - 450.00	160.00 - 180.00	26.00 - 28.00	32.00 - 34.00	-	680.00 - 700.00	500.00 - 520.00	-	-
Matale	180.00 - 200.00	400.00 - 480.00	170.00 - 180.00	30.00 - 35.00	40.00 - 45.00	840.00 - 890.00	580.00 - 620.00	420.00 - 450.00	-	-

**Table 08 (Contd.)**

LOCATIONS	Mango		Other Fruits							
	Vilad	Kohu	Papaw (Rs/kg)	Passion	Wood Apple	Orange	Avocado	Slime Apple	Grapes (Rs/kg)	King Coconut
Colombo	-	-	180.00 - 350.00	65.00 - 100.00	40.00 - 120.00	180.00 - 250.00	260.00 - 300.00	50.00 - 120.00	1500.00 - 2500.00	100.00 - 150.00
Gampaha	-	-	230.00 - 250.00	70.00 - 80.00	60.00 - 120.00	120.00 - 120.00	-	40.00 - 100.00	2300.00 - 2500.00	100.00 - 120.00
Kurunegala	-	-	200.00 - 220.00	70.00 - 70.00	60.00 - 80.00	100.00 - 150.00	150.00 - 160.00	60.00 - 70.00	2500.00 - 2500.00	100.00 - 120.00
Nikaweratiya	-	-	180.00 - 200.00	-	-	100.00 - 120.00	-	80.00 - 100.00	2300.00 - 2500.00	100.00 - 120.00
Dambulla	-	30.00 - 40.00	180.00 - 220.00	40.00 - 50.00	80.00 - 90.00	70.00 - 80.00	150.00 - 160.00	70.00 - 80.00	2200.00 - 2500.00	120.00 - 140.00
Anuradhapura	-	-	160.00 - 250.00	-	45.00 - 70.00	100.00 - 150.00	-	70.00 - 100.00	2300.00 - 3000.00	130.00 - 150.00
Thambuththegama	-	-	200.00 - 250.00	-	-	-	-	70.00 - 120.00	2000.00 - 2300.00	100.00 - 100.00
Polonnaruwa	50.00 - 80.00	-	180.00 - 220.00	-	40.00 - 60.00	-	-	50.00 - 60.00	2000.00 - 2500.00	120.00 - 130.00
Kaluthara	-	-	220.00 - 250.00	-	80.00 - 100.00	120.00 - 140.00	-	80.00 - 100.00	2100.00 - 2300.00	100.00 - 120.00
Badulla	-	-	250.00 - 320.00	-	60.00 - 80.00	-	-	100.00 - 100.00	2000.00 - 2200.00	150.00 - 150.00
Keppetipola	-	-	220.00 - 240.00	48.00 - 52.00	70.00 - 80.00	-	180.00 - 190.00	80.00 - 90.00	2200.00 - 2300.00	100.00 - 120.00
Moneragala	-	-	160.00 - 220.00	-	50.00 - 60.00	100.00 - 120.00	-	50.00 - 70.00	2500.00 - 2600.00	100.00 - 120.00
Kegalle	-	20.00 - 30.00	220.00 - 260.00	-	40.00 - 60.00	100.00 - 100.00	-	50.00 - 70.00	2000.00 - 2100.00	120.00 - 130.00
Ampara	-	-	180.00 - 220.00	-	30.00 - 32.00	-	-	-	2000.00 - 2000.00	120.00 - 140.00
Dehiattakandiya	-	-	150.00 - 240.00	-	50.00 - 70.00	-	-	40.00 - 60.00	2500.00 - 2800.00	100.00 - 130.00
Nuwaraeliya	-	-	220.00 - 240.00	54.00 - 56.00	60.00 - 80.00	180.00 - 200.00	200.00 - 220.00	80.00 - 100.00	2200.00 - 2400.00	110.00 - 120.00
Kandy	-	-	200.00 - 240.00	40.00 - 45.00	60.00 - 80.00	130.00 - 150.00	150.00 - 170.00	60.00 - 80.00	2000.00 - 2500.00	130.00 - 140.00
Puttalam	-	-	180.00 - 200.00	-	-	65.00 - 70.00	-	-	2800.00 - 3000.00	120.00 - 140.00
Hambantota	-	-	200.00 - 220.00	-	40.00 - 50.00	110.00 - 120.00	-	40.00 - 50.00	2000.00 - 2100.00	100.00 - 120.00
Rathnapura	-	-	200.00 - 250.00	-	50.00 - 50.00	-	-	50.00 - 50.00	2300.00 - 2500.00	100.00 - 150.00
Matara	-	-	200.00 - 220.00	110.00 - 125.00	60.00 - 70.00	100.00 - 130.00	190.00 - 210.00	40.00 - 50.00	2000.00 - 2000.00	100.00 - 130.00
Galle	-	-	200.00 - 240.00	100.00 - 120.00	60.00 - 65.00	180.00 - 200.00	200.00 - 250.00	80.00 - 90.00	2000.00 - 2500.00	120.00 - 150.00
Tissamaharama	-	-	180.00 - 200.00	-	23.00 - 25.00	100.00 - 150.00	-	40.00 - 50.00	1800.00 - 2000.00	100.00 - 120.00
Meegoda (DEC)	-	-	200.00 - 220.00	-	46.00 - 60.00	-	-	-	2000.00 - 2000.00	100.00 - 120.00
Embilipitiya	-	-	200.00 - 220.00	-	40.00 - 60.00	120.00 - 140.00	-	30.00 - 40.00	1800.00 - 2200.00	120.00 - 140.00
Jaffna	-	-	120.00 - 130.00	50.00 - 60.00	45.00 - 55.00	-	140.00 - 160.00	-	2800.00 - 3000.00	150.00 - 160.00
Vavuniya	-	-	140.00 - 160.00	150.00 - 170.00	45.00 - 50.00	-	-	-	2000.00 - 2200.00	150.00 - 160.00
Mannar	-	-	160.00 - 200.00	120.00 - 150.00	30.00 - 40.00	70.00 - 70.00	160.00 - 200.00	100.00 - 130.00	2400.00 - 2700.00	140.00 - 150.00
Killinochchi	-	-	180.00 - 220.00	120.00 - 150.00	60.00 - 65.00	-	-	-	2400.00 - 2500.00	140.00 - 150.00
Mullaittivu	-	-	-	-	-	-	-	-	-	-
Batticaloa	-	-	240.00 - 250.00	110.00 - 120.00	60.00 - 70.00	70.00 - 70.00	200.00 - 210.00	-	2100.00 - 2200.00	130.00 - 140.00
Trincomalee	40.00 - 44.00	42.00 - 44.00	160.00 - 190.00	50.00 - 54.00	42.00 - 44.00	72.00 - 75.00	-	-	2400.00 - 2450.00	130.00 - 140.00
Veyangoda	-	-	250.00 - 300.00	100.00 - 100.00	70.00 - 80.00	100.00 - 120.00	-	60.00 - 70.00	2000.00 - 2800.00	100.00 - 100.00
Galenbindunuwewa	-	-	150.00 - 200.00	-	-	-	-	-	2500.00 - 2800.00	120.00 - 130.00
Bandarawela	-	-	220.00 - 240.00	-	60.00 - 80.00	100.00 - 120.00	-	60.00 - 80.00	2300.00 - 2500.00	120.00 - 140.00
Matale	-	-	200.00 - 240.00	-	80.00 - 90.00	70.00 - 80.00	-	70.00 - 80.00	2700.00 - 2800.00	100.00 - 120.00

**Table 09: Selected Markets: Wholesale Price of Fresh Fish & Eggs (Rs/kg & Rs/egg)**

Week 05: 26 January-01 February 2024

Locations	Sea Fish					
	Salaya	Hurulla	Balaya	Kelawalla	Thora	Paraw
Colombo	180.00 – 350.00	380.00 – 600.00	500.00 – 780.00	850.00 – 1400.00	1650.00 – 2200.00	1200.00 – 1450.00
Kandy	350.00 – 400.00	700.00 – 750.00	760.00 – 900.00	1000.00 – 1100.00	2000.00 – 2100.00	1200.00 – 1300.00
Kaluthara	420.00 – 520.00	800.00 – 840.00	720.00 – 820.00	1300.00 – 1400.00	-	1400.00 – 1500.00
Puttalam	320.00 – 420.00	580.00 – 650.00	700.00 – 800.00	1000.00 – 1200.00	2300.00 – 2400.00	900.00 – 1100.00
Matara	280.00 – 320.00	-	800.00 – 950.00	1400.00 – 1600.00	-	-
Hambantota	350.00 – 450.00	-	850.00 – 900.00	1100.00 – 1200.00	1500.00 – 1600.00	-
Galle	-	-	600.00 – 650.00	900.00 – 1000.00	1200.00 – 1400.00	1000.00 – 1100.00
Batticaloa	300.00 – 400.00	750.00 – 850.00	750.00 – 850.00	1400.00 – 1500.00	1400.00 – 1550.00	1400.00 – 1500.00
Trincomalee	360.00 – 400.00	720.00 – 760.00	1140.00 – 1180.00	1800.00 – 1850.00	1900.00 – 1950.00	1620.00 – 1680.00
Mannar	220.00 – 250.00	400.00 – 450.00	-	-	-	850.00 – 900.00

Locations	Sea Fish				Eggs	
	Mora	Shrimps	Thalapath	Teppeli	Brown	White
Colombo	800.00 – 1200.00	1600.00 – 2000.00	1400.00 – 2100.00	-	56.00 – 59.00	54.00 – 57.00
Kandy	1100.00 – 1200.00	1450.00 – 1600.00	1800.00 – 1900.00	-	53.00 – 54.00	51.00 – 52.00
Kaluthara	-	-	1900.00 – 2000.00	-	-	-
Puttalam	1250.00 – 1350.00	1150.00 – 1350.00	2250.00 – 2350.00	-	57.00 – 58.00	55.00 – 57.00
Matara	-	1700.00 – 1800.00	1500.00 – 1600.00	-	53.00 – 55.00	50.00 – 52.00
Hambantota	-	1650.00 – 1700.00	-	-	-	55.00 – 56.00
Galle	800.00 – 850.00	-	-	-	54.00 – 55.00	54.00 – 55.00
Batticaloa	1000.00 – 1100.00	1100.00 – 1200.00	1400.00 – 1600.00	-	62.00 – 63.00	61.00 – 62.00
Trincomalee	1620.00 – 1650.00	1000.00 – 1060.00	-	-	56.00 – 57.00	53.00 – 54.00
Mannar	-	950.00 – 1000.00	-	-	58.00 – 59.00	56.00 – 57.00

**Table 10: Selected Markets: Wholesale Price of Dried Fish (Rs/50kg)**

Week 05: 26 January-01 February 2024

Locations	Local Dried Fish					
	Sprats	Kattawa	Thora	Mora	Balaya	Anguluwa
Colombo	80000 – 100000	-	-	90000 – 95000	45000 – 55000	-
Kandy	70000 – 75000	-	-	90000 – 95000	50000 – 52500	50000 – 52500
Batticaloa	50000 – 52500	105000 – 110000	-	90000 – 92500	50000 – 55000	40000 – 45000
Trincomalee	58000 – 59500	-	-	-	47500 – 49000	39000 – 40000
Mannar	52500 – 55000	80000 – 82500	-	80000 – 85000	45000 – 50000	35000 – 40000

Locations	Local Dried Fish			Imported Dried Fish		
	Maduwa	Koduwa	Salaya	Sprats	Kattawa	Thora
Colombo	67500 – 72500	-	22500 – 27500	45000 – 55000	65000 – 71000	-
Kandy	67500 – 70000	-	25000 – 27500	50000 – 54000	65000 – 72500	-
Batticaloa	45000 – 50000	-	40000 – 45000	57500 – 62500	-	-
Trincomalee	45000 – 46500	-	33000 – 35000	46000 – 47500	96500 – 97500	-
Mannar	47500 – 50000	45000 – 47500	35000 – 37500	52500 – 55000	-	-

Locations	Imported Dried Fish					
	Mora	Balaya	Anguluwa	Maduwa	Koduwa	Salaya
Colombo	-	-	70000 – 77500	-	-	-
Kandy	-	-	-	-	-	-
Batticaloa	-	-	-	-	-	-
Trincomalee	-	-	-	-	-	-
Mannar	-	-	-	-	-	-

**Table 11: Selected Markets: Retail Price of Fresh Fish & Eggs (Rs/kg & Rs/eggs)**

Week 05: 26 January-01 February 2024

LOCATIONS	Sea Fish									Eggs	
	Salaya	Hurulla	Balaya	Kelawalla	Thora	Paraw	Mora	Thalapath	Brown	White	
Colombo	500.00 - 600.00	720.00 - 1000.00	1100.00 - 1800.00	1500.00 - 2600.00	2700.00 - 4000.00	1500.00 - 2600.00	-	2000.00 - 2800.00	54.00 - 56.00	51.00 - 54.00	
Gampaha	700.00 - 700.00	800.00 - 800.00	1600.00 - 1600.00	2000.00 - 2000.00	-	2000.00 - 2000.00	-	2400.00 - 2800.00	62.00 - 63.00	55.00 - 60.00	
Kurunegala	600.00 - 680.00	800.00 - 800.00	1200.00 - 1400.00	2000.00 - 2100.00	-	-	-	2400.00 - 2400.00	58.00 - 60.00	53.00 - 56.00	
Nikaweratiya	500.00 - 600.00	900.00 - 900.00	1000.00 - 1200.00	2200.00 - 2200.00	-	2200.00 - 2200.00	-	2200.00 - 2400.00	58.00 - 60.00	54.00 - 58.00	
Dambulla	400.00 - 480.00	800.00 - 900.00	800.00 - 900.00	1600.00 - 1900.00	-	1400.00 - 1500.00	1600.00 - 1700.00	2200.00 - 2300.00	56.00 - 57.00	55.00 - 56.00	
Anuradhapura	480.00 - 500.00	850.00 - 900.00	800.00 - 1000.00	1900.00 - 2000.00	2300.00 - 2400.00	1350.00 - 1400.00	-	2200.00 - 2400.00	-	56.00 - 58.00	
Thambuththegama	400.00 - 500.00	900.00 - 1000.00	800.00 - 1200.00	1800.00 - 2000.00	-	1800.00 - 2000.00	1600.00 - 1800.00	2800.00 - 3000.00	53.00 - 53.00	53.00 - 55.00	
Polonnaruwa	450.00 - 500.00	950.00 - 1000.00	1200.00 - 1400.00	1750.00 - 1800.00	2200.00 - 2400.00	1500.00 - 1600.00	1600.00 - 1700.00	2000.00 - 2200.00	56.00 - 58.00	54.00 - 56.00	
Kaluthara	640.00 - 660.00	940.00 - 980.00	900.00 - 960.00	1500.00 - 1600.00	-	2250.00 - 2250.00	-	2400.00 - 2500.00	-	57.00 - 58.00	
Badulla	400.00 - 400.00	800.00 - 900.00	1000.00 - 1200.00	1800.00 - 1800.00	-	-	-	2000.00 - 2000.00	59.00 - 60.00	58.00 - 59.00	
Keppetipola	420.00 - 440.00	800.00 - 900.00	1000.00 - 1200.00	1600.00 - 1700.00	-	1700.00 - 1800.00	1600.00 - 1600.00	2100.00 - 2200.00	56.00 - 58.00	55.00 - 57.00	
Moneragala	450.00 - 500.00	850.00 - 900.00	800.00 - 1000.00	1800.00 - 2000.00	2200.00 - 2400.00	1400.00 - 1500.00	-	2400.00 - 2600.00	56.00 - 58.00	55.00 - 57.00	
Kegalle	450.00 - 550.00	850.00 - 1000.00	1600.00 - 1700.00	1750.00 - 1850.00	-	1700.00 - 1800.00	1800.00 - 1850.00	2500.00 - 2600.00	60.00 - 65.00	56.00 - 58.00	
Ampara	-	700.00 - 700.00	1400.00 - 1400.00	-	-	-	-	-	55.00 - 56.00	55.00 - 59.00	
Dehiattakandiya	500.00 - 500.00	-	-	2000.00 - 2000.00	2400.00 - 2400.00	-	-	-	54.00 - 56.00	52.00 - 55.00	
Nuwaraeliya	460.00 - 480.00	900.00 - 1000.00	1200.00 - 1300.00	1700.00 - 1800.00	-	-	-	2400.00 - 2500.00	57.00 - 58.00	56.00 - 57.00	
Kandy	460.00 - 500.00	900.00 - 980.00	1000.00 - 1200.00	1580.00 - 1700.00	2700.00 - 2800.00	1600.00 - 1700.00	1500.00 - 1600.00	2300.00 - 2400.00	57.00 - 58.00	55.00 - 56.00	
Puttalam	400.00 - 500.00	700.00 - 800.00	750.00 - 900.00	1300.00 - 1400.00	2400.00 - 2600.00	1000.00 - 1250.00	1400.00 - 1500.00	2400.00 - 2500.00	58.00 - 59.00	56.00 - 58.00	
Hambantota	500.00 - 600.00	-	1300.00 - 1400.00	2000.00 - 2200.00	2400.00 - 2600.00	-	-	-	-	56.00 - 60.00	
Rathnapura	500.00 - 500.00	800.00 - 800.00	1000.00 - 1000.00	2000.00 - 2000.00	3000.00 - 3000.00	2200.00 - 2200.00	1600.00 - 1600.00	2600.00 - 2600.00	56.00 - 56.00	54.00 - 56.00	
Matara	550.00 - 600.00	-	1400.00 - 1500.00	2000.00 - 2100.00	-	1800.00 - 2000.00	1600.00 - 1800.00	2000.00 - 2200.00	55.00 - 57.00	52.00 - 55.00	
Galle	450.00 - 500.00	850.00 - 950.00	1000.00 - 1200.00	2000.00 - 2200.00	2400.00 - 2600.00	-	2000.00 - 2000.00	2400.00 - 2600.00	56.00 - 56.00	50.00 - 56.00	
Tissamaharama	400.00 - 500.00	-	1300.00 - 1400.00	2000.00 - 2200.00	-	-	-	2000.00 - 2100.00	-	56.00 - 62.00	
Meegoda	480.00 - 500.00	960.00 - 1000.00	-	2200.00 - 2200.00	-	-	-	2900.00 - 3000.00	58.00 - 59.00	57.00 - 57.00	
Embilipitiya	400.00 - 500.00	600.00 - 700.00	1000.00 - 1200.00	1800.00 - 2000.00	-	1500.00 - 1600.00	-	2100.00 - 2250.00	59.00 - 60.00	56.00 - 58.00	
Jaffna	500.00 - 530.00	800.00 - 850.00	1000.00 - 1100.00	-	2450.00 - 2600.00	1500.00 - 1600.00	-	-	60.00 - 64.00	60.00 - 65.00	
Vavuniya	500.00 - 600.00	800.00 - 860.00	1000.00 - 1150.00	1800.00 - 1900.00	-	1600.00 - 1700.00	1800.00 - 1900.00	2200.00 - 2300.00	59.00 - 60.00	57.00 - 58.00	
Mannar	300.00 - 400.00	600.00 - 700.00	600.00 - 700.00	-	-	1000.00 - 1100.00	1500.00 - 1800.00	-	60.00 - 61.00	58.00 - 59.00	
Killinochchi	450.00 - 500.00	-	1000.00 - 1100.00	-	-	1400.00 - 1500.00	-	-	60.00 - 61.00	58.00 - 59.00	
Mullaitivu	-	-	-	-	-	-	-	-	-	-	
Batticaloa	600.00 - 700.00	1000.00 - 1200.00	1600.00 - 1800.00	2200.00 - 2300.00	2200.00 - 2400.00	2200.00 - 2400.00	2000.00 - 2100.00	2200.00 - 2400.00	64.00 - 65.00	63.00 - 64.00	
Trincomalee	550.00 - 600.00	900.00 - 1000.00	1300.00 - 1400.00	2100.00 - 2200.00	2200.00 - 2300.00	2000.00 - 2150.00	2100.00 - 2200.00	-	58.00 - 60.00	55.00 - 56.00	
Veyangoda	600.00 - 600.00	800.00 - 800.00	-	2000.00 - 2000.00	-	2000.00 - 2000.00	-	2400.00 - 2400.00	54.00 - 54.00	53.00 - 56.00	
Galenbindunuwewa	400.00 - 400.00	900.00 - 900.00	900.00 - 900.00	2000.00 - 2000.00	2400.00 - 2400.00	2200.00 - 2200.00	1800.00 - 1800.00	2400.00 - 2400.00	-	56.00 - 58.00	
Bandarawela	460.00 - 500.00	860.00 - 900.00	900.00 - 1000.00	1900.00 - 2000.00	-	1400.00 - 1500.00	-	2200.00 - 2400.00	58.00 - 60.00	56.00 - 58.00	
Matale	560.00 - 600.00	900.00 - 950.00	1100.00 - 1200.00	1800.00 - 2000.00	2200.00 - 2400.00	1400.00 - 1500.00	1500.00 - 1600.00	2100.00 - 2200.00	57.00 - 58.00	56.00 - 57.00	

**Table 12: Selected Markets: Retail Price of Dried Fish (Rs/kg)**

Week 05: 26 January-01 February 2024

LOCATIONS	Dried Fish													
	Sprats-Imported		Kattawa		Thora		Mora		Balaya		Anguluwa		Salaya	
Colombo	1200.00	1500.00	2000.00	2500.00	-	-	2000.00	2600.00	1600.00	1800.00	2200.00	2400.00	1000.00	1100.00
Gampaha	1200.00	1400.00	2000.00	2400.00	3200.00	3200.00	2200.00	2200.00	1400.00	1600.00	2000.00	2200.00	1000.00	1000.00
Kurunegala	1200.00	1400.00	2000.00	2200.00	3000.00	3100.00	2200.00	2400.00	1400.00	1500.00	1800.00	1800.00	900.00	1000.00
Nikaweratiya	1200.00	1400.00	1800.00	2000.00	-	-	2000.00	2000.00	1400.00	1600.00	1600.00	2400.00	-	-
Dambulla	1200.00	1300.00	2000.00	2300.00	-	-	2200.00	2300.00	1000.00	1200.00	2200.00	2300.00	-	-
Anuradhapura	1200.00	1400.00	2000.00	2400.00	-	-	2000.00	2600.00	1200.00	1600.00	2200.00	2600.00	800.00	1000.00
Thambuththegama	1100.00	1300.00	1750.00	2200.00	-	-	2000.00	2000.00	1200.00	1400.00	1750.00	1750.00	900.00	1000.00
Polonnaruwa	1200.00	1300.00	1800.00	2000.00	2800.00	2800.00	2200.00	2300.00	1200.00	1400.00	1800.00	1800.00	-	-
Kaluthara	1300.00	1400.00	2000.00	2200.00	-	-	2100.00	2200.00	1400.00	1600.00	2200.00	2300.00	1000.00	1100.00
Badulla	1300.00	1300.00	2000.00	2200.00	-	-	2000.00	2400.00	1100.00	1300.00	2000.00	2000.00	-	-
Keppetipola	1150.00	1280.00	2300.00	2350.00	-	-	2350.00	2400.00	1380.00	1400.00	2160.00	2200.00	960.00	1100.00
Moneragala	1200.00	1400.00	2000.00	2200.00	-	-	2200.00	2300.00	1400.00	1600.00	2000.00	2200.00	800.00	900.00
Kegalle	1150.00	1250.00	2000.00	2150.00	-	-	2000.00	2100.00	1100.00	1300.00	-	-	-	-
Ampara	1200.00	1250.00	1800.00	2200.00	-	-	2200.00	2200.00	1260.00	1600.00	-	-	-	-
Dehiattakandiya	1200.00	1400.00	2400.00	2400.00	-	-	2200.00	2200.00	1200.00	1600.00	1400.00	1400.00	-	-
Nuwaraeliya	1260.00	1350.00	2200.00	2400.00	-	-	2280.00	2400.00	1450.00	1500.00	2100.00	2200.00	960.00	1000.00
Kandy	1200.00	1400.00	2200.00	2300.00	-	-	2300.00	2400.00	1400.00	1600.00	2000.00	2200.00	1000.00	1100.00
Puttalam	1100.00	1200.00	2350.00	2500.00	2400.00	2600.00	2000.00	2250.00	1200.00	1300.00	1800.00	2000.00	900.00	1000.00
Hambantota	1250.00	1300.00	1900.00	2100.00	-	-	-	-	1100.00	1300.00	2000.00	2100.00	-	-
Rathnapura	1200.00	1360.00	2000.00	2400.00	-	-	2000.00	2200.00	1200.00	1440.00	2000.00	2200.00	-	-
Matara	1250.00	1300.00	2000.00	2100.00	-	-	1800.00	2000.00	1300.00	1500.00	2000.00	2000.00	-	-
Galle	1400.00	1500.00	1800.00	2400.00	-	-	2000.00	2400.00	1300.00	1600.00	1800.00	2000.00	-	-
Tissamaharama	1200.00	1500.00	2000.00	2000.00	-	-	1800.00	2000.00	1300.00	1700.00	2150.00	2150.00	1000.00	1200.00
Meegoda	1120.00	1200.00	2000.00	2200.00	2800.00	2800.00	1800.00	2000.00	1200.00	1400.00	1800.00	2000.00	800.00	1000.00
Embilipitiya	1100.00	1400.00	2300.00	2500.00	-	-	1900.00	2200.00	1400.00	1600.00	2200.00	2400.00	800.00	900.00
Jaffna	1200.00	1400.00	1800.00	2000.00	3100.00	3250.00	2150.00	2300.00	1280.00	1350.00	-	-	-	-
Vavuniya	-	-	1700.00	1800.00	-	-	1800.00	1900.00	1000.00	1100.00	-	-	800.00	900.00
Mannar	1150.00	1300.00	1700.00	2000.00	-	-	1800.00	2000.00	1100.00	1200.00	900.00	1000.00	800.00	900.00
Killinochchi	1100.00	1200.00	2400.00	2500.00	-	-	1800.00	2000.00	1200.00	1300.00	1000.00	1200.00	800.00	1000.00
Mullaittivu	-	-	-	-	-	-	-	-	-	-	-	-	-	-
Batticaloa	1200.00	1250.00	2300.00	2400.00	-	-	2000.00	2000.00	1200.00	1300.00	1000.00	1100.00	1000.00	1100.00
Trincomalee	1350.00	1400.00	2260.00	2350.00	-	-	-	-	1200.00	1250.00	1000.00	1100.00	840.00	900.00
Veyangoda	1100.00	1200.00	1800.00	2000.00	-	-	2000.00	2200.00	1200.00	1400.00	1800.00	2080.00	1000.00	1100.00
Galenbindunuwewa	1200.00	1400.00	2000.00	2400.00	-	-	2000.00	2200.00	1600.00	1800.00	2200.00	2400.00	800.00	1000.00
Bandarawela	1200.00	1400.00	2200.00	2400.00	-	-	2000.00	2200.00	1400.00	1500.00	-	-	800.00	900.00
Matale	1300.00	1500.00	2300.00	2400.00	-	-	2200.00	2300.00	1400.00	1500.00	1700.00	1800.00	800.00	800.00



**Table 13: Selected Markets: Retail Price of Meat (Rs/kg)**

Week 05: 26 January-01 February 2024

LOCATIONS	Meat	Meat (Chicken)		Meat	
	Beef	Broiler	Curry	Mutton	Pork
Colombo	2200.00 - 2500.00	1250.00 - 1410.00	1000.00 - 1400.00	3200.00 - 3400.00	1250.00 - 1300.00
Gampaha	2200.00 - 2200.00	1200.00 - 1200.00	-	3300.00 - 3300.00	1200.00 - 1200.00
Kurunegala	2000.00 - 2200.00	1150.00 - 1200.00	-	3000.00 - 3200.00	1350.00 - 1400.00
Nikaweratiya	2200.00 - 2400.00	1150.00 - 1250.00	-	-	-
Dambulla	-	1200.00 - 1280.00	-	-	1400.00 - 1500.00
Anuradhapura	2000.00 - 2000.00	1150.00 - 1250.00	-	3400.00 - 3400.00	1300.00 - 1450.00
Thambuththegama	2000.00 - 2200.00	1000.00 - 1200.00	1100.00 - 1300.00	-	1450.00 - 1500.00
Polonnaruwa	1800.00 - 1800.00	1200.00 - 1280.00	-	-	-
Kaluthara	2200.00 - 2300.00	1200.00 - 1300.00	1360.00 - 1400.00	-	1300.00 - 1420.00
Badulla	-	1300.00 - 1380.00	-	2900.00 - 2900.00	-
Keppetipola	2100.00 - 2200.00	1150.00 - 1260.00	1350.00 - 1380.00	3000.00 - 3100.00	-
Moneragala	2100.00 - 2100.00	1250.00 - 1350.00	1500.00 - 1600.00	2800.00 - 3000.00	1500.00 - 1600.00
Kegalle	2200.00 - 2200.00	1280.00 - 1290.00	-	3000.00 - 3000.00	1500.00 - 1600.00
Ampara	2100.00 - 2100.00	1000.00 - 1000.00	1125.00 - 1300.00	-	1400.00 - 1650.00
Dehiattakandiya	1900.00 - 1900.00	1000.00 - 1180.00	-	-	1230.00 - 1500.00
Nuwaraeliya	2200.00 - 2300.00	1200.00 - 1280.00	1380.00 - 1450.00	3200.00 - 3300.00	1500.00 - 1600.00
Kandy	2200.00 - 2200.00	1120.00 - 1140.00	1350.00 - 1400.00	3000.00 - 3000.00	1450.00 - 1500.00
Puttalam	2000.00 - 2200.00	1260.00 - 1350.00	-	3200.00 - 3200.00	-
Hambantota	-	1180.00 - 1200.00	-	-	-
Rathnapura	2200.00 - 2200.00	1100.00 - 1200.00	1180.00 - 1350.00	3200.00 - 3200.00	-
Matara	-	1160.00 - 1200.00	-	-	-
Galle	2200.00 - 2200.00	1150.00 - 1200.00	-	3200.00 - 3200.00	-
Tissamaharama	-	1100.00 - 1200.00	-	2800.00 - 2800.00	1400.00 - 1600.00
Meegoda	-	1180.00 - 1220.00	1250.00 - 1400.00	3300.00 - 3300.00	1500.00 - 1500.00
Embilipitiya	2150.00 - 2200.00	1000.00 - 1200.00	1200.00 - 1300.00	2900.00 - 3000.00	1450.00 - 1600.00
Jaffna	2000.00 - 2100.00	1150.00 - 1200.00	1450.00 - 1550.00	3450.00 - 3550.00	-
Vavuniya	2000.00 - 2200.00	1300.00 - 1400.00	-	2900.00 - 3100.00	-
Mannar	1800.00 - 1900.00	1320.00 - 1320.00	-	-	-
Killinochchi	1900.00 - 1950.00	1350.00 - 1400.00	1600.00 - 1650.00	3000.00 - 3200.00	-
Mullaittivu	-	-	-	-	-
Batticaloa	1700.00 - 1800.00	1200.00 - 1250.00	1500.00 - 1600.00	3300.00 - 3400.00	-
Trincomalee	1950.00 - 2000.00	1350.00 - 1400.00	1650.00 - 1700.00	-	-
Veyangoda	2200.00 - 2200.00	1150.00 - 1150.00	-	2950.00 - 3000.00	1300.00 - 1300.00
Galenbindunuwewa	1900.00 - 1900.00	1140.00 - 1140.00	-	-	1400.00 - 1500.00
Bandarawela	2000.00 - 2200.00	1250.00 - 1300.00	-	3000.00 - 3200.00	-
Matale	2000.00 - 2200.00	1200.00 - 1260.00	1300.00 - 1400.00	2800.00 - 3000.00	1500.00 - 1600.00

**Table 14: Colombo: Wholesale Prices (Rs/kg or Rs/piece)**

**Week 05: 26 January-01 February 2024**

COMMODITY	Range	Average Price			Change Compared to		COMMODITY	Range	Average Price			Change Compared to		
		This Week	Last Week	Last Year	Last Week (%)	Last Year (%)			This Week	Last Week	Last Year	Last Week (%)	Last Year (%)	
<b>Rice</b>							<b>Coconut</b>							
<b>Local</b>							Large						95.00 - 105.00 99.00 102.50 94.10 -3.41 5.21	
Samba 1	235.00 - 245.00	240.63	234.75	214.55	2.50	12.15	Small						80.00 - 90.00 85.50 89.25 85.55 -4.20 -0.06	
Samba 2	230.00 - 238.00	234.14	227.25	206.80	3.03	13.22	<b>Fruits (Rs/fruit)</b>							
Keeri Samba	340.00 - 350.00	345.00	316.43	223.50	9.03	54.36	<b>Plantain</b>							
Nadu 1	205.00 - 210.00	207.22	211.25	204.73	-1.91	1.22	Ambul (Rs/kg)						100.00 - 170.00 135.83 140.77 201.54 -3.51 -32.60	
Nadu 2	200.00 - 203.00	200.90	206.00	197.50	-2.48	1.72	Kolikuttu (Rs/kg)						250.00 - 300.00 285.83 343.33 395.83 -16.75 -27.79	
Raw (Red)	170.00 - 185.00	177.22	180.63	198.30	-1.89	-10.63	Seeni (Rs/kg)						100.00 - 140.00 120.00 136.67 130.00 -12.20 -7.69	
Raw (White)	190.00 - 200.00	196.25	201.67	194.50	-2.69	0.90	Anamalu						26.00 - 32.00 28.83 29.17 20.50 -1.15 40.65	
<b>Imported</b>							Ambun						32.00 - 40.00 35.67 35.00 25.67 1.90 38.94	
Samba	275.00 - 280.00	276.25	#DIV/0!	209.20	#DIV/0!	32.05	Papaw(Rs/kg)						100.00 - 180.00 149.17 143.33 154.29 4.07 -3.32	
Nadu	.	.	.	176.80	.	.	Passion Fruit						100.00 - 130.00 115.56 50.09 28.40 130.70 306.89	
Raw (Red)	.	.	.	.	.	.	Pineapple Large						750.00 - 780.00 762.50 443.08 582.50 72.09 30.90	
Raw (White)	.	.	.	169.30	.	.	Pineapple Medium						560.00 - 600.00 580.00 353.33 490.00 64.15 18.37	
<b>Dried Chillies</b>							Pineapple Small						450.00 - 480.00 462.50 276.67 390.00 67.17 18.59	
Imported	880.00 - 980.00	933.75	1047.14	1392.00	-10.83	-32.92	<b>Mango</b>							
<b>Onion</b>							Betti						.	
Sinnan	.	.	.	.	.	.	Karthakolomban						140.00 - 240.00 175.71 45.00 70.00 290.48 151.02	
Vedalan	.	.	.	.	.	.	Vilad						.	
Imported	230.00 - 280.00	252.14	450.00	591.50	-43.97	-57.37	Kohu						.	
<b>Big Onion</b>							<b>Other</b>							
Imported	270.00 - 370.00	326.25	430.00	162.50	-24.13	100.77	Wood Apple						40.00 - 70.00 55.09 30.50 38.90 80.63 41.62	
<b>Local</b>							Orange						60.00 - 70.00 63.89 146.67 49.09 -56.44 30.15	
<b>Potato</b>							Avocado						180.00 - 220.00 200.00 278.33 164.00 -28.14 21.95	
Welimada	.	.	.	.	.	.	Slime Apple						28.00 - 30.00 28.86 55.00 30.89 -47.53 -6.58	
N'Eliya	280.00 - 350.00	317.50	340.00	420.00	-6.62	-24.40	Grapes (Imp., Rs/kg)						1500.00 - 1600.00 1533.33 1375.00 1613.75 11.52 -4.98	
Imported	165.00 - 220.00	195.00	168.13	165.30	15.98	17.97	King Coconut						90.00 - 110.00 100.00 93.75 106.25 6.67 -5.88	
<b>Pulses</b>							<b>Sea Fish</b>							
Green Gram	950.00 - 1000.00	975.00	911.67	1165.00	6.95	-16.31	Salaya						180.00 - 350.00 243.00 325.00 398.00 -25.23 -38.94	
Cowpea (White)	1000.00 - 1150.00	1083.33	1100.00	1300.63	-1.52	-16.71	Hurulla						380.00 - 600.00 478.18 746.00 726.00 -35.90 -34.13	
Cowpea (Red)	850.00 - 950.00	913.33	1150.00	1330.00	-20.58	-31.33	Balaya						500.00 - 780.00 642.00 928.00 818.00 -30.82 -21.52	
Red Dhal	295.00 - 300.00	296.67	299.00	357.80	-0.78	-17.09	Kelawalla						850.00 - 1400.00 1124.00 1388.00 1270.00 -19.02 -11.50	
<b>Vegetable</b>							Thora						1650.00 - 2200.00 1935.00 2580.00 2420.00 -25.00 -20.04	
Beans (Butter)	.	.	.	.	.	.	Paraw						1200.00 - 1450.00 1324.00 1450.00 1163.00 -8.69 13.84	
Beans(Green)	400.00 - 750.00	587.00	475.00	600.00	23.58	-2.17	Mora						800.00 - 1200.00 1040.00 1180.00 -11.86 #VALUE!	
Carrot	1000.00 - 1500.00	1240.00	417.00	232.00	197.36	434.48	Shrimps						1600.00 - 2000.00 1810.00 1720.00 1585.00 5.23 14.20	
Leeks	400.00 - 450.00	426.00	220.00	274.00	93.64	55.47	Thalapath						1400.00 - 2100.00 1675.00 1700.00 1730.00 -1.47 -3.18	
Beetroot	500.00 - 750.00	625.00	398.33	377.50	56.91	65.56	<b>Eggs</b>							
Knolkhol	300.00 - 400.00	351.00	222.00	232.00	58.11	51.29	Brown						56.00 - 59.00 57.75 57.75 0.00 #VALUE!	
Raddish	120.00 - 180.00	152.00	151.00	106.00	0.66	43.40	White						54.00 - 57.00 55.50 54.50 60.50 1.83 -8.26	
Cabbage	500.00 - 600.00	551.00	370.00	123.00	48.92	347.97	<b>Dried Fish</b>							
Tomato	550.00 - 650.00	598.00	474.00	175.00	26.16	241.71	Sprats						1600.00 - 2000.00 1800.00 1331.00 1343.00 35.24 34.03	
Ladies Fingers	280.00 - 400.00	334.00	135.00	135.00	147.41	147.41	Sprats (Imported)						900.00 - 1100.00 1006.67 978.33 898.33 2.90 12.06	
Brinjal	450.00 - 550.00	516.00	548.00	208.00	-5.84	148.08	Kattawa						.	
Capsicum	700.00 - 1000.00	845.00	448.00	665.00	88.62	27.07	Kattawa (Imported)						1300.00 - 1420.00 1375.00 1268.00 1693.00 8.44 -18.78	
Pumpkin	130.00 - 240.00	187.00	154.00	130.00	21.43	43.85	Thora						.	
Cucumber	60.00 - 100.00	79.00	112.00	72.00	-29.46	9.72	Thora (Imported)						.	
Bitter Gourd	400.00 - 450.00	426.00	347.00	304.00	22.77	40.13	Mora						1800.00 - 1900.00 1856.00 1737.00 1765.00 6.85 5.16	
Snake Gourd	350.00 - 400.00	376.00	208.00	227.00	80.77	65.64	Mora (Imported)						.	
Drumstick	.	.	.	.	.	.	Balaya						900.00 - 1100.00 1029.00 917.00 873.00 12.21 17.87	
Luffa	320.00 - 400.00	366.00	344.00	216.00	6.40	69.44	Balaya (Imported)						.	
Long Beans	200.00 - 300.00	261.00	147.00	280.00	77.55	-6.79	Anguluwa						.	
Ash Plantain	280.00 - 350.00	317.00	282.00	217.00	12.41	46.08	Anguluwa (Imported)						1400.00 - 1550.00 1492.00 1502.00 1686.67 -0.67 -11.54	
Green Chillies	700.00 - 900.00	802.00	1075.00	305.00	-25.40	162.95	Maduwa						1350.00 - 1450.00 1396.00 1396.00 1195.00 0.00 16.82	
Lime	150.00 - 200.00	169.00	295.00	116.00	-42.71	45.69	Maduwa (Imported)						.	
<b>Root Crops</b>							Koduwa						.	
Sweet Potato	160.00 - 200.00	179.00	88.00	136.00	103.41	31.62	Koduwa (Imported)						.	
Manioc	100.00 - 120.00	112.00	90.00	146.00	24.44	-23.29	Salaya						450.00 - 550.00 504.17 423.33 768.00 19.10 -34.35	
<b>Leafy Vegetable</b>							Salaya (Imported)						.	
Mukunuwenna	45.00 - 50.00	47.50	50.00	58.00	-5.00	-18.10								
Kankun	45.00 - 50.00	47.50	50.00	58.00	-5.00	-18.10								
Gotukola (Rs/kg)	300.00 - 380.00	337.50	290.00	244.00	16.38	38.32								

**This Week:** Week 05: 26 January-01 February 2024  
**Last Week:** Week 04: 19 - 25 January 2024

**Table 15: Colombo &Suburbs: Retail Prices (Rs/kg or Rs/piece)**

**Week 05: 26 January-01 February 2024**

COMMODITY	Range	Average Price			Change Compared to		COMMODITY	Range	Average Price			Change Compared to	
		This Week	Last Week	Last Year	Last Week	Last Year (%)			This Week	Last Week	Last Year	Last Week	Last Year (%)
<b><u>Rice</u></b>													
<b>Local</b>													
Samba 1	230.00 - 260.00	253.60	252.14	228.33	1.46	11.07	Large	105.00 - 120.00	116.25	120.32	111.04	-4.07	4.69
Samba 2	-	-	-	218.33	-	-	Small	85.00 - 100.00	92.50	96.33	89.95	-3.83	2.83
Keeri Samba	-	#DIV/0!	#DIV/0!	256.00	#DIV/0!	#DIV/0!	<b><u>Fruits (Rs/fruit)</u></b>						
Nadu 1	220.00 - 230.00	224.55	224.25	221.21	0.30	1.51	<b>Plantain</b>						
Nadu 2	220.00 - 220.00	220.00	-	214.81	-	-	Ambul (Rs/kg)	200.00 - 300.00	246.96	226.25	267.78	20.71	-7.78
Raw (Red)	190.00 - 220.00	205.79	206.19	215.88	-0.40	-4.67	Kolikuttu (Rs/kg)	450.00 - 550.00	501.76	489.17	520.27	12.59	-3.56
Raw (White)	210.00 - 220.00	215.50	215.24	210.91	0.26	2.18	Seeni (Rs/kg)	150.00 - 280.00	225.45	221.30	222.16	4.15	1.48
<b>Imported</b>													
Samba	-	#DIV/0!	#DIV/0!	220.31	#DIV/0!	#DIV/0!	Anamalu	30.00 - 42.00	34.88	38.13	28.15	-3.26	23.89
Nadu	-	-	-	197.07	-	-	Ambun	35.00 - 56.00	47.19	49.96	34.60	-2.77	36.39
Raw (Red)	-	-	-	-	-	-	Papaw(Rs/kg)	180.00 - 350.00	248.50	229.17	297.50	19.33	-16.47
Raw (White)	-	-	-	189.09	-	-	Passion Fruit	65.00 - 100.00	80.00	64.71	45.77	15.29	74.79
<b><u>Dried Chillies</u></b>													
Imported	1100.00 - 1300.00	1250.00	1313.64	1791.67	-63.64	-30.23	Pineapple Large	480.00 - 650.00	550.77	524.77	638.67	26.00	-13.76
<b><u>Onion</u></b>													
Sinnan	-	-	-	-	-	-	Pineapple Medium	380.00 - 550.00	460.59	426.67	560.00	33.92	-17.75
Vedalan	-	-	-	-	-	-	Pineapple Small	280.00 - 450.00	370.71	347.69	465.36	23.02	-20.34
Imported	480.00 - 600.00	512.22	594.62	730.30	-82.40	-29.86	<b>Mango</b>						
<b><u>Big Onion</u></b>													
Imported	420.00 - 480.00	456.50	510.00	203.94	-53.50	123.84	Betti	-	-	-	-	-	-
Local	-	-	-	-	-	-	Karthakolomban	66.00 - 200.00	108.20	99.90	144.19	8.30	-24.96
<b><u>Potato</u></b>													
Welimada	-	-	-	-	-	-	Vilad	-	-	-	84.00	-	-
N'Eliya	400.00 - 440.00	417.50	415.63	458.00	1.87	-8.84	Kohu	-	-	-	-	-	-
Imported	180.00 - 220.00	197.65	212.50	198.75	-14.85	-0.55	<b><u>Other</u></b>						
<b><u>Pulses</u></b>													
Green Gram	1000.00 - 1400.00	1169.47	1163.04	1292.50	6.43	-9.52	Wood Apple	40.00 - 120.00	72.00	62.05	72.79	9.95	-1.09
Cowpea (White)	1200.00 - 1400.00	1307.14	1255.00	1375.00	52.14	-4.94	Orange	180.00 - 250.00	206.00	206.36	110.45	-0.36	86.51
Cowpea (Red)	1200.00 - 1400.00	1300.00	1263.64	1374.00	36.36	-5.39	Avocado	260.00 - 300.00	280.00	-	170.00	#####	64.71
Red Dhal	320.00 - 360.00	339.50	340.80	381.71	-1.30	-11.06	Slime Apple	50.00 - 120.00	80.83	82.47	87.59	-1.64	-7.71
<b><u>Vegetable</u></b>													
Beans (Butter)	-	-	-	-	-	-	Grapes (Imp., Rs/kg)	1500.00 - 2500.00	2053.85	2064.71	2123.81	-10.86	-3.29
Beans(Green)	460.00 - 800.00	678.70	668.97	699.63	9.73	-2.99	King Coconut	100.00 - 150.00	131.11	143.18	140.48	-12.07	-6.67
Carrot	700.00 - 1000.00	807.50	598.46	354.07	209.04	128.06	<b><u>Sea Fish</u></b>						
Leeks	380.00 - 700.00	531.82	388.85	438.85	142.97	21.18	Salaya	500.00 - 600.00	579.33	564.76	602.31	14.57	-3.81
Beetroot	550.00 - 900.00	743.75	637.60	553.60	106.15	34.35	Hurulla	720.00 - 1000.00	868.33	928.46	883.20	-60.13	-1.68
Knolkhol	350.00 - 600.00	492.31	435.79	351.50	56.52	40.06	Balaya	1100.00 - 1800.00	1337.50	1508.33	1488.33	-170.83	-10.13
Raddish	220.00 - 400.00	317.92	312.86	204.81	5.06	55.23	Kelawalla	1500.00 - 2600.00	2134.62	2139.47	2350.00	-4.85	-9.17
Cabbage	550.00 - 800.00	700.42	550.00	239.31	150.42	192.68	Thora	2700.00 - 4000.00	3258.33	3453.33	3272.22	-195.00	-0.42
Tomato	480.00 - 1000.00	745.24	643.08	255.56	102.16	191.61	Paraw	1500.00 - 2600.00	2080.00	2282.50	2203.75	-202.50	-5.62
Ladies Fingers	250.00 - 420.00	348.26	343.10	242.14	5.16	43.83	Mora	-	-	-	-	-	-
Brinjal	500.00 - 900.00	689.52	765.17	444.81	-75.65	55.02	Shrimps	2000.00 - 2100.00	2007.14	2086.11	1811.20	-78.97	10.82
Capsicum	650.00 - 1000.00	822.92	774.07	932.00	48.85	-11.70	Thalalpath	2000.00 - 2800.00	2717.65	2770.45	2780.77	-52.80	-2.27
Pumpkin	180.00 - 340.00	278.40	274.44	229.63	3.96	21.24	<b><u>Eggs</u></b>						
Cucumber	140.00 - 320.00	229.57	253.08	191.43	-23.51	19.92	Brown	54.00 - 56.00	55.29	57.88	63.00	-2.59	-12.23
Bitter Gourd	350.00 - 700.00	543.48	567.14	471.15	-23.66	15.35	White	51.00 - 54.00	52.35	55.11	61.79	-2.76	-15.27
Snake Gourd	250.00 - 480.00	394.78	399.20	400.00	-4.42	-1.30	<b><u>Dried Fish</u></b>						
Drumstick	-	-	-	-	-	-	Sprats	1800.00 - 2400.00	2035.29	1945.83	1739.29	89.46	17.02
Luffa	300.00 - 600.00	506.67	515.00	368.00	-8.33	37.68	Sprats (Imported)	1200.00 - 1500.00	1433.33	1463.64	1328.00	-30.31	7.93
Long Beans	240.00 - 520.00	349.52	361.43	406.40	-11.91	-14.00	Kattawa	2000.00 - 2500.00	2336.84	2325.00	2482.61	11.84	-5.87
Ash Plantain	320.00 - 500.00	384.58	388.46	311.54	-3.88	23.45	Thora	-	-	-	-	-	-
Green Chillies	1200.00 - 2400.00	1780.43	1600.00	530.36	180.43	235.70	Mora	2000.00 - 2600.00	2417.65	2405.00	2454.17	12.65	-1.49
Lime	300.00 - 1000.00	671.30	661.85	304.62	9.45	120.37	Balaya	1600.00 - 1800.00	1705.26	1704.55	1469.23	0.71	16.07
<b><u>Root Crops</u></b>													
Sweet Potato	150.00 - 320.00	253.91	240.74	238.46	13.17	6.48	Anguluwa	2200.00 - 2400.00	2342.86	2430.77	2500.00	-87.91	-6.29
Manioc	150.00 - 240.00	203.50	211.72	215.36	-8.22	-5.51	Maduwa	-	-	-	-	-	-
<b><u>Leafy Vegetable</u></b>													
Mukunuwenna	60.00 - 100.00	78.18	73.33	81.50	4.85	-4.07	Koduwa	-	-	-	-	-	-
Kankun	60.00 - 100.00	77.73	73.33	81.50	4.40	-4.63	Salaya	1000.00 - 1100.00	1046.15	1150.00	1310.71	-103.85	-20.18
Gotukola	100.00 - 120.00	101.82	101.33	125.00	0.49	-18.55	<b><u>Meat</u></b>						
<b>Beef (without Bones)</b>													
<b>Chicken (Broiler)</b>													
<b>Chicken (Curry)</b>													
<b>Mutton</b>													
<b>Pork</b>													

**This Week:** Week 05: 26 January-01 February 2024  
**Last Week:** Week 04: 19 - 25 January 2024

**Table 16: Farmgate/Producer Prices of Food Commodities in Selected Producing Areas (Rs/kg)**

Week 05: 26 January-01 February 2024

COMMODITY	Range	Average Price	COMMODITY	Range	Average Price	COMMODITY	Range	Average Price
<b><u>Paddy</u></b>			<b><u>Vegetable (Up Country)</u></b>			<b><u>Snake Gourd</u></b>		
<b>Short Grain</b>			<b>Beans</b>			Dambulla	270.00 – 290.00	282.00
A'pura	120.00 – 130.00	124.00	Dambulla	640.00 – 690.00	670.00	Hambantota	250.00 – 280.00	266.00
P'naruwa	101.00 – 129.00	114.50	Welimada	520.00 – 540.00	530.00	Embilipitiya	360.00 – 380.00	370.00
Kalawewa	120.00 – 130.00	124.67	Badulla	400.00 – 500.00	450.00	Matara	-	
Kurunegala	108.00 – 126.00	117.80	<b>Carrot</b>			A'pura	280.00 – 300.00	288.00
Dehiattakandiya	93.00 – 95.00	93.92	N'Eliya	1000.00 – 1200.00	1090.00	<b>Luffa</b>		
Nikaweratiya	106.00 – 125.00	116.57	Welimada	740.00 – 780.00	762.00	Dambulla	240.00 – 260.00	252.00
Ampara	-		Hanguranketha	850.00 – 1000.00	916.00	Hambantota	300.00 – 350.00	327.50
<b>Long Grain (White)</b>			<b>Leeks</b>			Embilipitiya	320.00 – 340.00	330.00
A'pura	105.00 – 115.00	109.00	N'Eliya	370.00 – 390.00	378.00	Matara	-	
P'naruwa	85.00 – 114.00	97.58	Welimada	400.00 – 430.00	420.00	A'pura	340.00 – 360.00	348.00
Kalawewa	110.00 – 115.00	113.17	<b>Beetroot</b>			<b>Green Chillies</b>		
Kurunegala	85.00 – 114.00	102.20	N'Eliya	420.00 – 440.00	430.00	Dambulla	850.00 – 950.00	900.00
Dehiattakandiya	85.00 – 86.00	85.50	Dambulla	-		Hambantota	-	
Embilipitiya	-		Kurunegala	-		Embilipitiya	960.00 – 1000.00	980.00
Nikaweratiya	85.00 – 112.00	100.71	Welimada	340.00 – 360.00	352.50	Puttalam	800.00 – 900.00	825.00
Hambantota	-		Hanguranketha	430.00 – 480.00	454.00	A'pura	1150.00 – 1200.00	1170.00
Ampara	78.00 – 100.00	88.60	<b>Knol Khol</b>			<b>Pumpkin</b>		
<b>Long Grain (Red)</b>			N'Eliya	320.00 – 330.00	324.00	Dambulla	172.50 – 190.00	180.00
Matara	90.00 – 100.00	95.00	Welimada	260.00 – 280.00	270.00	Hambantota	110.00 – 120.00	115.00
Hambantota	95.00 – 100.00	98.25	Hanguranketha	250.00 – 270.00	261.00	Embilipitiya	150.00 – 170.00	160.00
Embilipitiya	95.00 – 100.00	97.20	<b>Raddish</b>			Matara	120.00 – 140.00	130.00
<b>Keeri Samba</b>			N'Eliya	120.00 – 130.00	126.00	A'pura	150.00 – 170.00	158.00
A'pura	140.00 – 150.00	145.00	Welimada	80.00 – 90.00	84.00	Moneragala	140.00 – 160.00	148.00
P'naruwa	121.00 – 157.00	140.82	Hambantota	120.00 – 150.00	135.00	<b>Cucumber</b>		
Kalawewa	140.00 – 150.00	146.33	Hanguranketha	80.00 – 100.00	89.60	A'pura	70.00 – 80.00	74.00
Kurunegala	140.00 – 145.00	141.67	<b>Cabbage</b>			Dambulla	67.00 – 82.00	75.40
Dehiattakandiya	125.00 – 130.00	127.67	N'Eliya	520.00 – 540.00	528.00	Hambantota	60.00 – 80.00	70.00
<b>Red Onion</b>			Welimada	450.00 – 480.00	462.00	Matara	55.00 – 65.00	58.75
Puttalam	230.00 – 300.00	254.00	Badulla	-		<b>Long Beans</b>		
Jaffna	280.00 – 310.00	300.00	Hanguranketha	360.00 – 410.00	385.00	Dambulla	250.00 – 280.00	268.00
<b>Big Onion</b>			<b>Tomato</b>			Hambantota	160.00 – 180.00	170.00
Dambulla	-		Welimada	540.00 – 580.00	556.00	Embilipitiya	220.00 – 320.00	282.00
Kalawewa	-		Hambantota	-		Matara	280.00 – 330.00	307.50
A'pura	-		Dambulla	550.00 – 590.00	568.00	A'pura	300.00 – 320.00	308.00
<b>Potato</b>			Hanguranketha	300.00 – 400.00	350.00	<b>Ash Plantain</b>		
N'Eliya	290.00 – 300.00	296.00	<b>Vegetable (Low Country)</b>			Hambantota	-	
Badulla	-		<b>Ladies Fingers</b>			Embilipitiya	180.00 – 210.00	196.00
Welimada	245.00 – 255.00	251.00	A'pura	320.00 – 340.00	328.00	Matara	155.00 – 170.00	161.25
<b>Pulses</b>			Dambulla	290.00 – 320.00	304.00	<b>Lime</b>		
<b>Green Gram</b>			Hambantota	280.00 – 320.00	296.00	Hambantota	-	
Hambantota	-		Embilipitiya	280.00 – 300.00	292.50	Embilipitiya	120.00 – 140.00	128.00
Moneragala	800.00 – 850.00	820.00	Matara	280.00 – 310.00	295.00	Moneragala	80.00 – 100.00	88.00
Embilipitiya	820.00 – 850.00	836.67	<b>Brinjal</b>			<b>Fruits (Rs/kg)</b>		
Nikaweratiya	700.00 – 750.00	725.00	A'pura	470.00 – 490.00	478.00	<b>Banana</b>		
A'pura	750.00 – 800.00	775.00	Dambulla	450.00 – 490.00	470.00	<b>Ambul</b>		
<b>Cowpea</b>			Hambantota	-		Moneragala	100.00 – 120.00	108.00
Hambantota	-		Embilipitiya	450.00 – 470.00	460.00	Embilipitiya	60.00 – 80.00	72.00
Nikaweratiya	675.00 – 725.00	700.00	Matara	360.00 – 400.00	375.00	Hambantota	110.00 – 120.00	115.00
Moneragala	750.00 – 800.00	770.00	Welimada	450.00 – 480.00	460.00	<b>Kolikuttu</b>		
Embilipitiya	790.00 – 800.00	795.00	<b>Capsicum</b>			Moneragala	300.00 – 320.00	308.00
<b>Maize</b>			Badulla	-		Embilipitiya	200.00 – 220.00	210.00
A'pura	110.00 – 120.00	115.00	Welimada	800.00 – 860.00	834.00	Hambantota	-	
Kalawewa	75.00 – 120.00	93.75	<b>Bitter Gourd</b>			<b>Papaw</b>		
<b>Gingelly</b>			A'pura	480.00 – 500.00	488.00	Moneragala	100.00 – 120.00	108.00
A'pura	600.00 – 650.00	625.00	Dambulla	390.00 – 420.00	403.33	Embilipitiya	130.00 – 150.00	140.00
Kalawewa	-		Hambantota	-		Hambantota	130.00 – 140.00	135.00
<b>Black Gram</b>			Embilipitiya	450.00 – 520.00	488.00	<b>Pineapple</b>		
A'pura	550.00 – 600.00	575.00	Matara	360.00 – 390.00	375.00	Divulapitiya	-	
Kalawewa	450.00 – 600.00	516.67						

**Annex 01 - Colombo Markets: Retail Prices of Rice and Subsidiary Food Crops (Rs/kg)**

**Week 05: 26 January-01 February 2024**

28

<b>CROP</b>	<b>PELIYAGODA</b>	<b>MAHARAGAMA</b>	<b>KIRULAPONE</b>	<b>NUGEGODA</b>	<b>NARAHENPITA</b>	<b>DEMATAGODA</b>	<b>THOTALANGA</b>	<b>KADAWATHA</b>	<b>KIRIBATHGODA</b>
<b><u>Rice</u></b>									
<b>Local</b>									
Samba 1	260.00 - 260.00	230.00 - 260.00	230.00 - 260.00	230.00 - 260.00	230.00 - 260.00	230.00 - 260.00	250.00 - 260.00	230.00 - 260.00	230.00 - 260.00
Samba 2	-	-	-	-	-	-	-	-	-
Keeri Samba	360.00 - 380.00	370.00 - 370.00	370.00 - 370.00	370.00 - 370.00	370.00 - 380.00	380.00 - 380.00	370.00 - 370.00	370.00 - 370.00	370.00 - 370.00
Nadu 1	220.00 - 230.00	220.00 - 230.00	220.00 - 230.00	220.00 - 230.00	220.00 - 220.00	220.00 - 230.00	220.00 - 230.00	220.00 - 230.00	220.00 - 230.00
Nadu 2	-	-	-	-	-	-	-	-	-
Raw (Red)	200.00 - 210.00	190.00 - 200.00	190.00 - 200.00	200.00 - 210.00	200.00 - 210.00	210.00 - 220.00	210.00 - 210.00	210.00 - 220.00	210.00 - 210.00
Raw (White)	210.00 - 220.00	210.00 - 220.00	210.00 - 220.00	210.00 - 220.00	220.00 - 220.00	220.00 - 220.00	210.00 - 220.00	210.00 - 220.00	220.00 - 220.00
<b>Imported</b>									
Samba	280.00 - 290.00	300.00 - 300.00	290.00 - 300.00	300.00 - 300.00	290.00 - 290.00	290.00 - 300.00	-	-	-
Nadu	-	-	-	-	-	-	-	-	-
Raw (Red)	-	-	-	-	-	-	-	-	-
Raw (White)	-	-	-	-	-	-	-	-	-
<b><u>Dried Chillies</u></b>									
Imported	1100.00 - 1200.00	1200.00 - 1400.00	1300.00 - 1400.00	1300.00 - 1400.00	1400.00 - 1400.00	1200.00 - 1300.00	1200.00 - 1300.00	1300.00 - 1300.00	1300.00 - 1300.00
<b><u>Red Onion</u></b>									
Sinnan	-	-	-	-	-	-	-	-	-
Vedalan	-	-	-	-	-	-	-	-	-
Imported	380.00 - 400.00	450.00 - 480.00	400.00 - 480.00	400.00 - 480.00	400.00 - 450.00	400.00 - 450.00	400.00 - 480.00	440.00 - 480.00	440.00 - 480.00
<b><u>Big Onion</u></b>									
Imported	420.00 - 420.00	460.00 - 460.00	400.00 - 440.00	400.00 - 480.00	450.00 - 460.00	440.00 - 450.00	450.00 - 480.00	440.00 - 440.00	400.00 - 450.00
Local	-	-	-	-	-	-	-	-	-
<b><u>Potato</u></b>									
Welimada	-	-	-	-	-	-	-	-	-
N'Eliya	440.00 - 440.00	380.00 - 400.00	380.00 - 400.00	400.00 - 440.00	440.00 - 440.00	440.00 - 440.00	400.00 - 440.00	400.00 - 400.00	400.00 - 440.00
Imported	200.00 - 230.00	200.00 - 220.00	220.00 - 220.00	220.00 - 240.00	200.00 - 220.00	240.00 - 240.00	180.00 - 200.00	180.00 - 200.00	180.00 - 200.00
<b><u>Pulses</u></b>									
Green Gram	1100.00 - 1200.00	1300.00 - 1300.00	1200.00 - 1300.00	1200.00 - 1300.00	1100.00 - 1200.00	1200.00 - 1200.00	1200.00 - 1300.00	1200.00 - 1200.00	1200.00 - 1200.00
Cowpea (White)	1200.00 - 1200.00	1300.00 - 1300.00	1300.00 - 1300.00	1300.00 - 1300.00	1200.00 - 1300.00	1200.00 - 1200.00	1200.00 - 1300.00	1200.00 - 1200.00	1200.00 - 1200.00
Cowpea (Red)	1200.00 - 1200.00	1300.00 - 1300.00	1200.00 - 1300.00	1300.00 - 1300.00	1200.00 - 1200.00	1200.00 - 1200.00	1200.00 - 1300.00	1200.00 - 1200.00	1200.00 - 1200.00
Red Dhal	320.00 - 320.00	340.00 - 360.00	320.00 - 340.00	340.00 - 360.00	340.00 - 360.00	330.00 - 360.00	320.00 - 340.00	320.00 - 340.00	360.00 - 360.00

**Annex 02 - Colombo Markets: Retail Prices of Vegetables (Rs/kg) and Coconut (Rs/nut)**

**Week 05: 26 January-01 February 2024**

29

<b>CROP</b>	<b>PELIYAGODA</b>	<b>MAHARAGAMA</b>	<b>KIRULAPONE</b>	<b>NUGEGODA</b>	<b>NARAHENPITA</b>	<b>DEMATAGODA</b>	<b>THOTALANGA</b>	<b>KADAWATHA</b>	<b>KIRIBATHGODA</b>
<b><u>Vegetable</u></b>									
Beans	740.00 - 860.00	1100.00 - 1200.00	800.00 - 880.00	800.00 - 860.00	1000.00 - 1100.00	1200.00 - 1200.00	800.00 - 870.00	900.00 - 1000.00	1000.00 - 1100.00
Carrot	1200.00 - 1600.00	1600.00 - 1800.00	1300.00 - 1400.00	1600.00 - 1800.00	1600.00 - 1700.00	1600.00 - 1600.00	1600.00 - 1800.00	1200.00 - 1800.00	1300.00 - 1300.00
Leeks	530.00 - 560.00	760.00 - 800.00	680.00 - 760.00	800.00 - 800.00	560.00 - 660.00	600.00 - 680.00	600.00 - 670.00	680.00 - 800.00	760.00 - 800.00
Beetroot	750.00 - 860.00	1000.00 - 1100.00	-	1000.00 - 1100.00	900.00 - 1100.00	-	750.00 - 750.00	1000.00 - 1100.00	800.00 - 800.00
Knolkhol	460.00 - 500.00	600.00 - 660.00	-	740.00 - 760.00	680.00 - 760.00	-	450.00 - 500.00	-	-
Raddish	200.00 - 260.00	-	400.00 - 420.00	440.00 - 460.00	280.00 - 360.00	-	240.00 - 260.00	320.00 - 360.00	340.00 - 360.00
Cabbage	600.00 - 660.00	800.00 - 860.00	680.00 - 720.00	800.00 - 860.00	680.00 - 800.00	680.00 - 740.00	680.00 - 700.00	740.00 - 800.00	720.00 - 740.00
Tomato	650.00 - 760.00	1000.00 - 1100.00	800.00 - 880.00	1000.00 - 1200.00	600.00 - 900.00	800.00 - 840.00	660.00 - 700.00	1000.00 - 1200.00	760.00 - 800.00
Ladies Fingers	400.00 - 460.00	600.00 - 660.00	600.00 - 660.00	600.00 - 660.00	520.00 - 600.00	500.00 - 560.00	500.00 - 560.00	560.00 - 660.00	530.00 - 540.00
Brinjal	660.00 - 740.00	800.00 - 840.00	800.00 - 840.00	800.00 - 840.00	700.00 - 800.00	640.00 - 660.00	600.00 - 660.00	680.00 - 740.00	800.00 - 840.00
Capsicum	900.00 - 1100.00	1200.00 - 1300.00	1100.00 - 1600.00	1100.00 - 1200.00	1100.00 - 1200.00	1400.00 - 1600.00	900.00 - 940.00	1100.00 - 1400.00	1000.00 - 1200.00
Pumpkin	320.00 - 400.00	340.00 - 360.00	340.00 - 360.00	340.00 - 360.00	260.00 - 280.00	200.00 - 240.00	200.00 - 220.00	320.00 - 360.00	320.00 - 340.00
Cucumber	100.00 - 140.00	240.00 - 240.00	240.00 - 280.00	320.00 - 320.00	180.00 - 220.00	160.00 - 160.00	120.00 - 140.00	240.00 - 260.00	240.00 - 260.00
Bitter Gourd	460.00 - 560.00	600.00 - 600.00	720.00 - 740.00	800.00 - 800.00	600.00 - 660.00	540.00 - 560.00	500.00 - 560.00	720.00 - 800.00	800.00 - 800.00
Snake Gourd	450.00 - 460.00	540.00 - 560.00	480.00 - 760.00	720.00 - 760.00	500.00 - 540.00	500.00 - 520.00	450.00 - 460.00	600.00 - 660.00	520.00 - 520.00
Drumstick	-	-	-	-	-	-	-	-	-
Luffa	400.00 - 400.00	600.00 - 660.00	700.00 - 720.00	720.00 - 720.00	500.00 - 540.00	-	560.00 - 560.00	460.00 - 580.00	540.00 - 560.00
Long Beans	360.00 - 460.00	600.00 - 600.00	600.00 - 600.00	400.00 - 480.00	500.00 - 540.00	460.00 - 480.00	360.00 - 450.00	420.00 - 640.00	600.00 - 640.00
Ash Plantain	360.00 - 400.00	520.00 - 540.00	520.00 - 540.00	520.00 - 540.00	400.00 - 450.00	400.00 - 400.00	360.00 - 400.00	320.00 - 360.00	320.00 - 340.00
Green Chillies	1100.00 - 1200.00	1400.00 - 1600.00	1600.00 - 1800.00	1600.00 - 1800.00	1600.00 - 1800.00	1600.00 - 1800.00	900.00 - 1000.00	1600.00 - 1800.00	1100.00 - 1200.00
Lime	250.00 - 260.00	560.00 - 560.00	500.00 - 540.00	560.00 - 560.00	300.00 - 360.00	500.00 - 560.00	260.00 - 300.00	400.00 - 460.00	400.00 - 420.00
<b><u>Root Crops</u></b>									
Sweet Potato	260.00 - 300.00	400.00 - 420.00	320.00 - 360.00	400.00 - 420.00	300.00 - 360.00	400.00 - 420.00	400.00 - 420.00	320.00 - 340.00	320.00 - 360.00
Manioc	160.00 - 180.00	240.00 - 260.00	240.00 - 260.00	260.00 - 260.00	240.00 - 260.00	260.00 - 260.00	150.00 - 160.00	220.00 - 240.00	200.00 - 220.00
<b><u>Leafy Vegetable</u></b>									
Mukunuwenna	70.00 - 70.00	100.00 - 100.00	80.00 - 80.00	80.00 - 80.00	80.00 - 80.00	80.00 - 80.00	70.00 - 80.00	100.00 - 100.00	100.00 - 100.00
Kankun	70.00 - 70.00	100.00 - 100.00	80.00 - 80.00	80.00 - 80.00	80.00 - 80.00	80.00 - 80.00	70.00 - 80.00	100.00 - 100.00	100.00 - 100.00
Gotukola	120.00 - 140.00	120.00 - 120.00	120.00 - 120.00	120.00 - 120.00	120.00 - 120.00	120.00 - 120.00	120.00 - 120.00	120.00 - 120.00	120.00 - 120.00
<b><u>Coconut</u></b>									
Large	110.00 - 115.00	120.00 - 120.00	120.00 - 120.00	120.00 - 120.00	120.00 - 120.00	120.00 - 120.00	120.00 - 120.00	120.00 - 120.00	120.00 - 120.00
Small	95.00 - 100.00	110.00 - 110.00	100.00 - 105.00	105.00 - 110.00	100.00 - 110.00	100.00 - 100.00	105.00 - 110.00	110.00 - 110.00	110.00 - 110.00

**Annex 03 - Colombo Markets: Retail Prices of Fruits (Rs/fruit)**

**Week 05: 26 January-01 February 2024**

30

CROP	PELIYAGODA		MAHARAGAMA		KIRULAPONE		NUGEGODA		NARAHENPITA		DEMATAGODA		THOTALANGA		KADAWATHA		KIRIBATHGODA	
<i><b>Plantain</b></i>																		
Ambul (Rs/Kg)	150.00	280.00	260.00	280.00	280.00	280.00	200.00	240.00	250.00	350.00	200.00	200.00	150.00	160.00	220.00	230.00	260.00	280.00
Kolikuttu (Rs/Kg)	350.00	450.00	440.00	450.00	450.00	500.00	350.00	480.00	450.00	450.00	400.00	400.00	500.00	500.00	500.00	500.00	500.00	500.00
Seeni (Rs/Kg)	150.00	220.00	240.00	250.00	260.00	260.00	200.00	240.00	200.00	250.00	200.00	200.00	150.00	160.00	220.00	230.00	200.00	220.00
Anamalu	30.00	35.00	40.00	42.00	35.00	43.00	35.00	44.00	37.00	40.00	37.00	37.00	30.00	32.00	32.00	38.00	35.00	38.00
Ambun	40.00	46.00	50.00	52.00	50.00	58.00	45.00	58.00	50.00	55.00	45.00	45.00	40.00	45.00	42.00	50.00	48.00	48.00
<i><b>Pineapple</b></i>																		
Large	780.00	800.00	-	-	750.00	850.00	750.00	750.00	-	-	780.00	780.00	-	-	-	-	-	-
Medium	600.00	650.00	600.00	650.00	630.00	700.00	600.00	600.00	600.00	700.00	650.00	650.00	-	-	625.00	625.00	-	-
Small	460.00	480.00	550.00	550.00	500.00	580.00	550.00	580.00	500.00	530.00	550.00	550.00	460.00	460.00	500.00	520.00	500.00	540.00
<i><b>Mango</b></i>																		
Betti	-	-	-	-	-	-	-	-	-	-	-	-	-	-	-	-	-	-
Karthakolomban	-	-	-	-	-	-	-	-	260.00	260.00	-	-	200.00	200.00	-	-	-	-
Vilad	-	-	-	-	-	-	-	-	-	-	-	-	-	-	-	-	-	-
Kohu	-	-	-	-	-	-	-	-	-	-	-	-	-	-	-	-	-	-
<i><b>Other Fruits</b></i>																		
Wood Apple	70.00	90.00	120.00	120.00	100.00	120.00	110.00	120.00	80.00	100.00	60.00	60.00	60.00	70.00	52.00	70.00	70.00	72.00
Orange	100.00	110.00	80.00	80.00	140.00	200.00	120.00	140.00	120.00	125.00	-	-	80.00	90.00	90.00	90.00	72.00	80.00
Avocado	280.00	300.00	-	-	300.00	300.00	200.00	200.00	240.00	240.00	-	-	-	-	-	-	-	-
Slime Apple	35.00	40.00	80.00	100.00	100.00	120.00	80.00	100.00	70.00	80.00	70.00	70.00	-	-	60.00	62.00	72.00	80.00
Grapes (Rs/Kg)	1700.00	1800.00	2000.00	2500.00	2000.00	2500.00	2600.00	2600.00	2000.00	2200.00	2200.00	2200.00	1800.00	1800.00	2000.00	2100.00	1800.00	1800.00
Papaw (Rs/Kg)	180.00	300.00	280.00	300.00	300.00	350.00	240.00	260.00	300.00	350.00	250.00	250.00	150.00	200.00	280.00	300.00	250.00	260.00
Passion	140.00	150.00	-	-	250.00	250.00	-	-	170.00	200.00	-	-	-	-	-	-	180.00	180.00
King Coconut	130.00	150.00	150.00	150.00	150.00	150.00	150.00	150.00	150.00	150.00	150.00	150.00	120.00	130.00	130.00	150.00	130.00	140.00

**Annex 04 - Colombo Markets: Retail Prices of Sea Fish and Dried Fish (Rs/kg)**

**Week 05: 26 January-01 February 2024**

31

CROP	PELIYAGODA	MAHARAGAMA	KIRULAPONE	NUGEGODA	NARAHENPITA	DEMATAGODA	THOTALANGA	KADAWATHA	KIRIBATHGODA
<b><i>Sea Fish</i></b>									
Salaya	300.00 - 400.00	580.00 - 600.00	580.00 - 600.00	600.00 - 600.00	520.00 - 520.00	520.00 - 580.00	480.00 - 500.00	480.00 - 500.00	500.00 - 500.00
Hurulla	600.00 - 700.00	900.00 - 900.00	900.00 - 900.00	1000.00 - 1000.00	900.00 - 900.00	800.00 - 800.00	800.00 - 800.00	800.00 - 800.00	800.00 - 820.00
Balaya	820.00 - 900.00	1600.00 - 1600.00	-	-	-	1600.00 - 1600.00	1000.00 - 1200.00	-	-
Kelawalla	1500.00 - 1600.00	2200.00 - 2200.00	2000.00 - 2200.00	2400.00 - 2400.00	2000.00 - 2000.00	2000.00 - 2000.00	2000.00 - 2000.00	2000.00 - 2000.00	2000.00 - 2000.00
Thora	2400.00 - 2500.00	3800.00 - 3800.00	3800.00 - 3800.00	3400.00 - 3800.00	3800.00 - 3800.00	2800.00 - 3000.00	3000.00 - 3200.00	3200.00 - 3200.00	3200.00 - 3200.00
Paraw	1650.00 - 1700.00	-	-	2600.00 - 2600.00	2400.00 - 2400.00	2400.00 - 2400.00	2200.00 - 2400.00	2200.00 - 2400.00	2400.00 - 2400.00
Mora	-	-	-	-	-	-	-	-	-
Shrimps Small	1900.00 - 2000.00	2000.00 - 2100.00	2000.00 - 2100.00	2100.00 - 2200.00	2100.00 - 2100.00	2100.00 - 2200.00	2100.00 - 2200.00	2100.00 - 2200.00	2100.00 - 2100.00
Talapath	1800.00 - 2000.00	2800.00 - 3000.00	3000.00 - 3000.00	2800.00 - 3000.00	3000.00 - 3000.00	2800.00 - 2800.00	2800.00 - 3000.00	2800.00 - 3000.00	3000.00 - 3000.00
<b><i>Eggs (Rs/egg)</i></b>									
Brown	60.00 - 60.00	59.50 - 60.00	59.50 - 59.50	60.00 - 60.00	59.00 - 59.00	59.00 - 59.00	59.00 - 59.00	58.50 - 59.00	59.00 - 59.00
White	58.00 - 58.00	58.00 - 58.00	58.00 - 58.00	58.00 - 58.00	56.00 - 56.00	56.00 - 56.00	56.00 - 56.00	56.00 - 56.00	56.00 - 56.00
<b><i>Dried Fish</i></b>									
Sprats	2200.00 - 2400.00	2400.00 - 2400.00	2600.00 - 2600.00	2400.00 - 2400.00	2000.00 - 2000.00	2000.00 - 2000.00	2000.00 - 2200.00	2000.00 - 2200.00	2000.00 - 2200.00
Kattawa	1800.00 - 2200.00	1900.00 - 2200.00	2000.00 - 2200.00	2200.00 - 2400.00	2000.00 - 2200.00	2000.00 - 2200.00	2000.00 - 2200.00	2000.00 - 2200.00	2200.00 - 2400.00
Thora	-	-	-	-	-	-	-	-	-
Mora	2200.00 - 2400.00	2200.00 - 2400.00	2400.00 - 2500.00	2400.00 - 2500.00	2200.00 - 2400.00	2400.00 - 2500.00	2200.00 - 2400.00	2400.00 - 2500.00	2400.00 - 2500.00
Balaya	1600.00 - 1800.00	1600.00 - 1800.00	1600.00 - 1800.00	1600.00 - 1800.00	1600.00 - 1800.00	1600.00 - 1800.00	1800.00 - 2000.00	1600.00 - 1800.00	1800.00 - 2000.00
Anguluwa	-	-	-	2400.00 - 2400.00	-	2400.00 - 2400.00	-	2800.00 - 2800.00	2800.00 - 2800.00
Salaya	1000.00 - 1000.00	1000.00 - 1100.00	1100.00 - 1100.00	1000.00 - 1100.00	1000.00 - 1100.00	1000.00 - 1100.00	1000.00 - 1100.00	1000.00 - 1100.00	1000.00 - 1100.00
<b><i>Meat</i></b>									
Beef (without Bones)	-	-	2500.00 - 2500.00	-	2200.00 - 2200.00	2200.00 - 2200.00	2200.00 - 2200.00	-	-
Chicken (Broiler)	1280.00 - 1280.00	1280.00 - 1280.00	1270.00 - 1270.00	1280.00 - 1280.00	1250.00 - 1250.00	1250.00 - 1250.00	1250.00 - 1250.00	1250.00 - 1250.00	1250.00 - 1250.00
Chicken (Curry)	1210.00 - 1210.00	1200.00 - 1200.00	1200.00 - 1200.00	1200.00 - 1200.00	1000.00 - 1000.00	1000.00 - 1000.00	1200.00 - 1200.00	1210.00 - 1210.00	1200.00 - 1200.00
Mutton	-	3200.00 - 3200.00	3200.00 - 3200.00	3200.00 - 3200.00	-	3300.00 - 3300.00	3200.00 - 3200.00	-	3400.00 - 3400.00
Pork	-	1300.00 - 1300.00	-	-	-	-	-	1300.00 - 1300.00	1250.00 - 1250.00



## Annex 05 : Food Composition of Selected Food Commodities

Commodity	Energy (kcal/100g)	Protein (g/100g)	Total fat (g/100g)	Retinol Eq (µ g/100g)	Vit B2 (mg/100g)	Vit B6 (mg/100g)	Folate (µg/100g)	Vit C (mg/100g)	Calcium (mg/100g)	Magnesium (mg/100g)	Iron (mg/100g)	Zinc (mg/100g)
<b>Rice</b>												
Rice - (white Kekulu - normal )	361	9.88	1.52	-	0.03	0.09	10.67	-	6.94	26.29	1.22	1.5
Rice - (white Kekulu Samba)	355	8.81	1.53	-	0.03	0.09	8.11	-	9.82	30.48	0.92	1.7
Rice - ( Red Kekulu - normal )	366	8.64	2.12	-	0.05	0.1	8.39	-	4.73	31.7	0.88	1.84
Rice -Samba	369	6.86	2.45	-	0.05	0.13	12.79	-	8.71	37.26	1.18	1.49
Rice - Nadu White	366	7.76	1.48	-	0.03	0.12	9.35	-	4.57	20.1	0.64	1.61
<b>Dried chilies</b>	233	12.68	6.41	437	0.84	0.42	46.83	NA	107	231	5.39	1.65
<b>Onion</b>												
Big onions	48	1.67	0.24	0.16	0.01	0.1	32.99	7.58	14.82	16.94	0.45	0.25
Red onions	55	2.13	0.15	0.18	0.02	0.13	30.15	14.26	20.37	19.32	0.31	0.28
<b>Potatoes</b>	71	1.67	0.25		0.01	0.09	14.31	20.5	9.83	23.84	0.46	0.29
<b>Pulses</b>												
Green gram	290	21.97	0.93	19.5	0.28	0.33	135	NA	98.96	146	4.15	2.86
White cowpea	320	21.25	1.14	1.36	0.09	0.26	249	NA	84.1	213	5.04	3.57
Red cowpea	320	20.24	1.08	0.96	0.11	0.27	273	NA	81.83	194	4.95	3.4
Red Dhal	319	23.09	0.77	1.06	1.6	0.22	55	NA	41.27	66.63	7.45	3.34
<b>Vegetables</b>												
Beans	46	3.95	0.15	6.64	0.1	0.3	45.2	7.02	35.68	45.56	0.7	0.59
Carrot	30	0.85	0.45	1240	0.03	0.1	24.71	5.93	27.65	11.7	0.59	0.25
Leeks	30	1.74	0.49	18.56	0.02	0.19	42.63	4.65	29.28	11.77	1.49	0.43
Beetroot	31	2.12	0.15	1.52	0.01	0.09	108	4.51	20.29	34.88	0.77	0.29
Knolkhol	16	1.69	0.34		0.05	0.19	12.7	77.64	40.09	19.35	0.23	0.18
Radish	29	0.75	0.11		0.02	0.09	18.09	12.13	35.64	13.56	0.38	0.16
Cabbage	21	1.35	0.14	3.35	0.05	0.14	52.66	29.62	56.85	18.47	0.33	0.16

Tomatoes	20	0.88	0.56	165	0.03	0.09	20.16	25.58	9.69	14.93	0.31	0.12
Ladies fingers	26	2.06	0.19	12.41	0.08	0.28	70.62	24.48	92.26	55.23	0.96	0.44
Brinjal (Pandora Striped)	29	1.49	0.31	23	0.12	0.09	30.99	1.49	18.95	18	0.32	0.19
Brinjal (Chinese eggplant)	24	1.28	0.33	16.83	0.12	0.11	32.94	3.37	14.4	21.18	0.28	0.16
Capsicum	23	1.22	0.34	38.96	0.03	0.29	28.65	49.63	12.65	11.21	0.21	0.31
Pumpkin (Common)	31	0.86	0.3	30.41	0.02	0.09	17.72	8.73	18.75	9.93	0.49	0.25
Cucumber	19	0.98	0.24	0.58	0.01	0.08	19.66	4.08	22.1	18.22	0.67	0.21
Bitter gourd	19	1.47	0.23	55.08	0.05	0.06	53.1	46.89	25.19	35.81	1.75	0.26
Snake gourd (Dark green)	11	0.82	0.25	10.41	0.03	0.12	18.09	3.54	26.83	25.84	0.41	0.11
Snake gourd (Pale green)	11	0.89	0.25	5.14	0.03	0.07	16.52	2.85	27.11	21.77	0.47	0.2
Drumstick	30	2.48	0.12	3.13	0.06	0.12	60.48	92.33	22.27	28.51	0.5	0.26
Watakolu	12	0.86	0.15	59.33	0.01	0.07	25.48	6.41	14.67	14.01	4.42	0.45
Long beans	24	3.36	0.3	-	0.06	0.11	99.98	8.93	44.22	33.17	1.01	0.08
Ash Plantain	76	2.84	0.56	0.06	0.02	0.07	6.82	4.49	5.19	22.55	0.39	0.21
Green chillies	39	2.28	0.76	38.16	0.08	0.25	21.29	98.61	20.25	36.91	1.25	0.29
Limes	26	0.66	0.26	0.36	0.01	0.05	12.1	38.05	26	15.25	0.12	0.05
Kekiri	17	1.01	0.25	0.76	0.01	0.07	17.34	8.07	25.72	26.2	0.63	0.22
Ash pumpkin (Ash guord)	18	0.8	0.15		0.01	0.15	14.17	9.14	19.27	23.62	0.48	0.13
Cho-Cho	19	0.58	0.12	0.3	0.04	0.07	63.81	23.76	20.55	13.02	0.49	0.12
Thalana batu (Little prince)	21	1.28	0.39	24.33	0.12	0.09	38.63	2.4	12.38	19.62	0.31	0.22
Thalana batu (Thai eggplant)	21	1.45	0.26	18.33	0.11	0.09	31.18	2.71	17.24	37.22	0.37	0.24
Thibbatu	61	1.66	1.96	15.89	0.03	1.02	72.39	10.8	105	57.46	1.06	0.59
Kohila yams	27	0.64	0.16	1.72	0.01	0.14	4.64	1.67	52.33	33.95	0.61	1.62
Kehel muwa	19	1.36	0.63	4.27	0.02	0.12	40.51	8.16	35.09	31.43	0.38	0.39
Ambaralla	37	0.73	0.44	3.36	0.01	0.1	44.49	35.51	20.7	9.28	0.7	0.12
Mango	50	0.75	0.09	14.5	0.02	0.14	34.89	91.63	28.56	17.74	0.5	0.09
Mushroom	27	2.54	0.42	-	0.15	0.13	7.81	11.56	0.9	14.42	1.32	0.79
Dambala	21	1.84	0.2	38.74	0.08	0.4	33.69	19.82	68.24	31.38	1.2	0.44
<b>Coconuts nuts</b>	<b>390</b>	<b>3.67</b>	<b>39.92</b>	<b>-</b>	<b>0.05</b>	<b>0.11</b>	<b>14.86</b>	<b>-</b>				

<b>Root Crop</b>												
Sweet potato	108	1.27	0.33	NA	0.04	0.09	14.44	22.2	28.93	21.05	0.51	0.14
Manioc	78	0.92	0.19	NA	0.07	0.2	0.1	1.95	25.31	19.08	19.78	23.73
Nelum ala/Lotus root	79	1.94	0.93	NA	0.05	0.19	26.49	26.63	37.71	26.58	3.34	0.35
Kiriala	87	3.96	0.15	1.19	0.03	0.16	20.17	2.71	30.79	41.52	0.6	0.42
Iniala	103	3.2	0.3	33.14	0.01	0.22	22.19	13.03	40.99	28.98	1.31	0.29
<b>Leafy Vegetables</b>												
Mukunuwanna	28	3.15	0.55	92.25	0.09	0.27	96.14	3.24	135	45.38	1.7	1.03
Gotukola	15	0.64	0.47	226	0.07	0.23	70.11	6.74	96.31	41.42	1.25	0.66
Kankun	15	0.47	0.37	1614	0.08	0.4	33.69	19.82	49.21	18.35	1.32	0.44
Kathurumurunga	70	8.01	1.35	2097	0.33	0.22	120	121	901	96.64	4.36	0.53
Nivithi	22	2.2	0.47	959	0.06	0.11	74.05	10.26	163	61.37	1.49	0.67
Thampala	32	3.55	0.72	1474	0.21	0.22	74.27	82	258	209	3.5	1.4
Sarana	20	2.42	0.21	1149	0.03	0.13	58.54	9.89	59.57	42.93	0.13	0.75
Kohila leaves	33	4.1	0.83	300	0.02	0.17	56.76	5.56	19.5	20.32	0.25	0.3
Onion leaves	27	2.01	0.26	NA	0.04	0.18	56.8	23.38	35.21	74.95	3.15	0.77
Cabbage leaves	30	3.63	0.27	8.66	0.05	0.24	63.46	40.76	170	18.47	2.67	0.35
Salad leaves	19	1.05	0.24	NA	0.1	0.06	37.48	11.64	58.23	36.89	2.07	0.27
Cauliflower	23	2.09	0.48	0.14	0.06	0.11	46.67	50.17	22.44	18.52	0.76	0.27
Jackfruit pods	25	2.14	0.34	NA	0.03	0.04	30.7	24.77	37.32	26.08	0.3	0.17
Jackfruit seeds	77	5.66	0.44	NA	0.02	0.08	58.91	15.24	40.87	50.14	0.52	0.42
<b>Meat</b>												
Chicken	176	23.14	9.24	6.88	0.07	0.49	10.09	-	15.06	20.18	0.75	0.64
Beef	160	23.3	7.45	2.15	0.08	0.32	1.93	-	4.8	28.54	2.41	3.31
Mutton	138	20.37	6.23	2.7	0.13	0.28	1.73	-	7.58	19.5	1.62	5.05
Pork	161	18.83	9.5	1.9	0.09	0.28	8.15	-	6.58	8.9	0.79	0.8
<b>Fish</b>												
Balaya	96	21.28	1.12	21.01	0.15	0.12	7.89		6.45	26.02	0.68	0.46
Seer	136	22.28	5.18	81.9	0.07	0.16	15.45		9.85	36.73	0.41	0.74

Shark	95	21.6	0.83	1.11	0.04	0.11	8.57	8.44	32.58	0.41	0.74
Paraw	87	20.02	0.7	1.49	0.02	0.16	6.77	8.17	31.68	0.67	0.41
Thalapath	91	16.04	2.88	12.03	0.1	0.13	78.22	7.64	24.89	0.71	0.67
Kelawalla	109	21.47	2.55	15.95	0.17	0.73	77.39	13.35	33.82	0.68	0.64
Haedaella	87	19.88	0.78	12.18	0.04	0.06	11.7	36.6	53	0.54	0.65
Hurulla	88	17.08	2.18	10.02	0.14	1.66	61.66	103	35.45	1.24	1.05
Karalla / Katuwalla	97	21.8	1.06	1.25	0.02	0.1	14.38	37.06	39.05	0.24	0.42
Kumbala / Angila	101	21.51	1.53	16.34	0.1	0.1	7.13	31.27	37.46	1.46	0.67
Salaya / Sudaya	100	19.5	2.39	15.41	0.18	1.39	60.87	435	42.83	1.4	2.3
Theppli / Telapiya /Korali	83	18.48	1.08	17.14	0.18	0.18	8.29	99.39	24.96	2.84	0.88
Prawns	65	14.85	0.56	1.24	0.03	0.1	15.37	37.81	30.5	0.73	1.1
Crabs	45	10	0.55	8.33	0.14	0.18	13.83	37.81	45.93	0.73	1.1
Cuttle fish	76	16.82	0.93	1.93	0.02	0.04	6.22	8.73	35.46	0.62	1.3
Linna	112	20.3	3.37	15.78	0.23	0.68	59.78				
Coppara	97	22.89	0.56	21.51	0.04	0.12	8.08	7.2	30.08	1.2	0.58
Ray (Maduwa)	97	23.98	0.68	7.55	0.02	0.21	25.59	9.16	24.61	0.74	0.44

#### Dried Fish

Dried sprats	259	51.16	5.92	12.83	0.25	0.62	438	1178	162	3.06	4.2
Dried keeramin	311	49.6	12.42	12.92	0.13	2.41	144	555	166	2.58	3.19
Dried thalapath	289	54.68	8.04	9.38	0.04	0.43	97.8	62.75	110	1.96	1.45
Dried katta	275	50.04	8.31	2.48	0.03	0.35	80.4	86.55	92.17	1.47	1.16
Dried balaya	282	63.79	3.37	14.32	0.12	1.98	213	83.48	83.45	3.6	1.44
Dried shark / keelan	267	55.03	5.25	10.31	0.04	0.32	187	42.24	92.94	1.48	0.66

#### Eggs

Hen eggs (Country)	170	13.14	13	208	0.08	0.18	54.6	50.14	11.04	1.64	1.12
Hen eggs (Table)	135	13.55	9.03	200	0.19	0.19	49.46	63.3	12	2.39	1.73
Quail eggs	153	12.39	11.46	153	0.11	0.17	54.86	60.67	11.21	2.55	1.51

#### Fruits

Banana Embul	109	1.11	1.09	9.68	0.05	0.64	32.98	13.61	9.39	25.67	0.51	0.23
Anamaalu	102	1.04	0.72	16.4	0.04	0.65	21.07	3.66	8.06	27.02	0.51	0.23

Koli kuttu	107	1.38	0.34	8.8	0.03	0.47	18.12	7.71	8.56	38	0.32	0.14
Pineapple	37	0.41	0.17	5.76	0.04	0.12	17.86	39.36	10.37	10.71	0.3	0.09
Papaya	26	0.42	0.16	171	0.11	0.04	54.85	48.62	16.77	8.9	0.23	0.08
Mangoes (Karthakolomban)	79	0.8	0.92	259	0.01	0.1	35.52	17.74	3.12	6.72	0.1	0.08
Mangoes (Vilad)	44	0.76	0.58	146	0.05	0.26	67.6	29.97	16.93	14.79	0.65	0.19
Apple	62	0.29	0.64	0.36	0.02	0.08	3.43	2.9	3.12	6.72	0.1	0.08
Avacado	144	2.95	13.86	2	0.08	0.18	67.17	9.36	28.48	48.14	0.81	0.75
Wood apple	78	3.09	3.62	0.46	0.01	0.14	6.07	13.58	59.15	25.16	0.45	0.32
Orange	46	1.07	0.37	23.44	0.01	0.28	14.46	20.19	31.18	20.36	0.81	0.35
Guava	39	1.53	0.38	19.67	0.01	0.11	25.24	30.88	6.59	12.02	0.53	0.33
Grapes	49	0.95	10.69	3.22	0.04	0.1	7.07	20.51	7.27	6.86	0.28	0.07
Melon	19	0.65	0.16	130	0.02	0.11	6	8.24	4.05	9.76	0.15	0.1

**Source: Sri Lanka Food Composition Tables, Ministry of Health - 2021.**

# Price Collecting Areas





HARTI



Ministry of Agriculture

**Food Systems and Market Research Division & Data Management Division  
Hector Kobbekaduwa Agrarian Research and Training Institute**

**No. 114, Wijerama Mawatha, Colombo 07.**

Phone: 011-2696981 Fax: 011-2682283

E-mail: mfpaharti@yahoo.com

Web: www.harti.gov.lk

www.mobitel.lk

**දෛනික චිළචිචි තොග මිල, ජංගම දුරකථනයෙන්**

හෙක්ටර් කොච්චිකඩුව ගොවි කරියතු පර්යේෂණ හා පුහුණුවීර්මේ ආයතනය අනුමුතයෙන්

**මොබිටෙල් ජංගම මිල දර්ශනය**

ජාතික ජංගම දුරකථන ජාලයෙන්

**6666 අමතන්න.**

මොබිටෙල් අද මිල - අත දහ

මොබිටෙල් ජංගම දුරකථන ජාලයෙන් චිළචිචි තොග මිල දර්ශනය.

විකාසයාට රු.2/-

විකාසයාට රු.2/-