

RETAIL MARKET AT A GLANCE

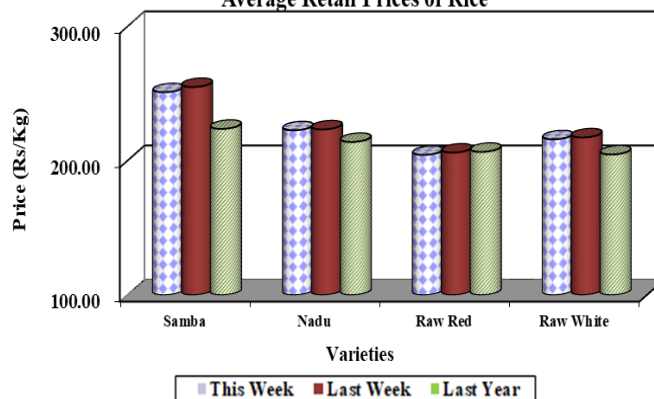
Summary

Rice

Price of keeri samba and imported samba has increased by Rs.6.00 and Rs.4.00 per kg respectively, while there has been no significant change in the prices of other local rice varieties. The average price of raw red and raw white was Rs.204.00 and Rs.215.00 per kilo respectively. Compared to the same period last year, the retail prices for local rice other than raw red have increased, and the maximum price increase was recorded for Keeri Samba at 52%. Average farm gate prices for major paddy varieties have dropped with the start of Maha harvesting.

(Page No.01-02)

Average Retail Prices of Rice

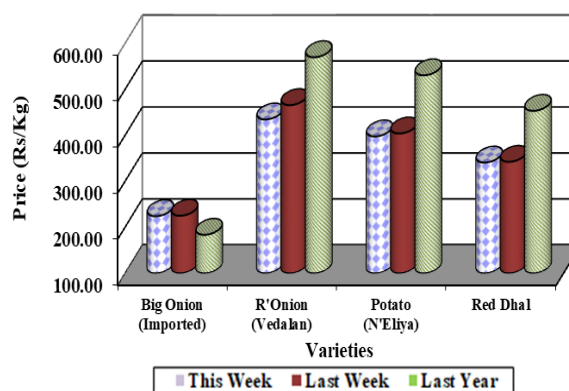


Other Field Crops

Price of imported dry chillies has decreased by Rs.11.00 per kg and its price range was Rs.1,100.00-1,400.00 per kg. The average price of imported red onion and big onion was Rs.392.00 and Rs.411.00 per kg respectively. The price of Nuwara-Eliya potato has decreased by Rs.9.00 per kilo and average price for Nuwara-Eliya and imported potatoes was Rs.406.00 and Rs.209.00 per kilo respectively.

(Page No.02-03)

Average Retail Prices of Other Field Crops

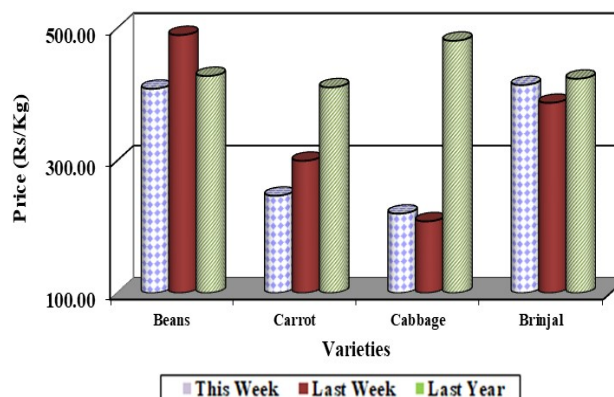


Vegetables

Prices of many vegetables have decreased due to increased supply from major producing areas. Regarding up-country vegetables, the highest price decrease was recorded as Rs.388.00 per kg for carrot, and followed by beetroot as Rs.251.00 per kg. Regarding low-country vegetables, the maximum decrease was recorded as Rs.165.00 per kg for brinjal, and followed by okra as Rs.88.00 per kg. Vegetable prices will further decrease in the coming weeks.

(Page No.04-05)

Average Retail Prices of Vegetables



Rice

Wholesale

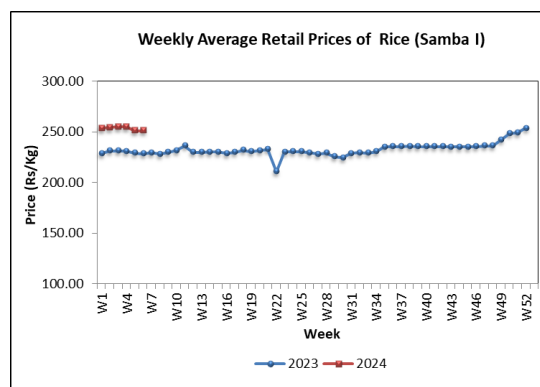
Price of all local rice varieties have decreased by 1%-5% due to availability of sufficient stocks. Price of samba grade I, raw red and raw white ranged Rs.235.00-240.00/kg, Rs.170.00-180.00/kg and Rs.190.00-200.00/kg respectively. Price of samba grade II and nadu grade I has decreased by 3% and 4% and the price ranged Rs.225.00-230.00/kg and Rs.195.00-205.00/kg. Price of keeri samba and nadu grade II have decreased by 5% and the price ranged Rs.320.00-335.00/kg and Rs.190.00-193.00/kg respectively. Average price of imported ponni samba has not changed significantly and the price ranged Rs.270.00-280.00/kg.

Compared to the same period of last year, price of all local rice varieties except raw red have increased in the range of 6%-50% and the price of imported ponni samba has increased by 42%.

Retail

Prices of raw red and raw white have ranged Rs.190.00-220.00/kg and Rs.210.00-220.00/kg respectively. The price of samba I and nadu I ranged Rs.230.00-270.00/kg and Rs.220.00-230.00/kg respectively. With availability of quality keeri samba in the market, the price of keeri samba has increased by Rs.7.00/kg and price ranged Rs.360.00-

390.00/kg. Price of imported ponni samba has increased by Rs.4.00/kg and the price ranged Rs.280.00-300.00/kg.



Compared to the same period of last year, retail prices of all the local rice varieties except raw red have increased by 1%-52% with the highest price increase of 52% recorded for keeri samba.

Paddy

With the commencement of paddy harvesting of Maha (23/24) season the average farm-gate prices of major paddy varieties have slightly decreased. The average price of short grain paddy (samba) has decreased by Rs.1.00-10.00/kg in major producing areas and the price ranged Rs.100.00-126.00/kg. A considerable price decrease of Rs.8.00-14.00/kg was reported for keeri samba paddy and prices ranged Rs.115.00-156.00/kg. Further, producer price of long grain white paddy decreased by Rs.1.00-7.00/kg and the price ranged Rs.78.00-110.00/kg. Meanwhile, a price decrease of Rs.5.00/kg and Rs.1.00/kg was reported for long grain red paddy in Matara

and Hambantota areas with the price ranging Rs.90.00-100.00/kg in major producing areas in the Southern province.

Compared to the same period of last year, the average farmgate prices of all major paddy varieties have increased in the range of 2%-42% and the highest increase was reported for keeri samba paddy.

Dried Chillies

Wholesale

Price of imported dried chillies has decreased by 3% due to availability of sufficient stocks and the price ranged Rs.850.00-980.00/kg.

Compared to the same period of last year, price of imported dried chillies has decreased by 25%.

Retail

The price of imported dried chillies has decreased by Rs.11.00/kg and the price ranged Rs.1100.00-1400.00/kg.

Compared to the same period of last year, retail prices of imported dried chillies have decreased by 25%.

Onion

Wholesale

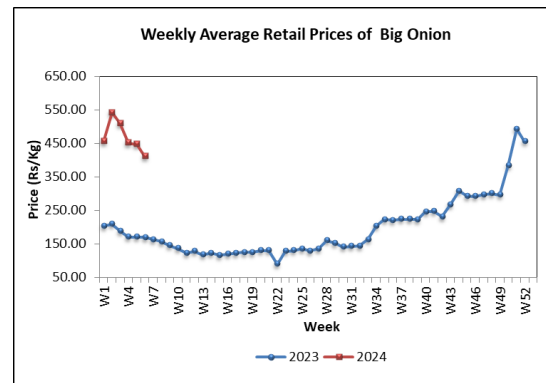
Price of imported red onion has decreased by 13% due to availability of sufficient stocks and the price ranged Rs.200.00-240.00/kg.

Price of imported big onion has decreased by 5% due to availability of low-quality stocks. The price ranged Rs.270.00-340.00/kg.

Compared to same period of last year, price of imported red onion has decreased by 33% while the price of imported big onion has increased by 175%.

Retail

Prices of both imported red onion and imported big onion have decreased by Rs.43.00/kg and Rs.36.00/kg respectively and their prices ranged Rs.350.00-480.00/kg and Rs.350.00-450.00/kg respectively.



Compared to the same period of last year, the retail prices of imported red onion has decreased by 36% and the price of imported big onion has increased by 142%.

Potato

Wholesale

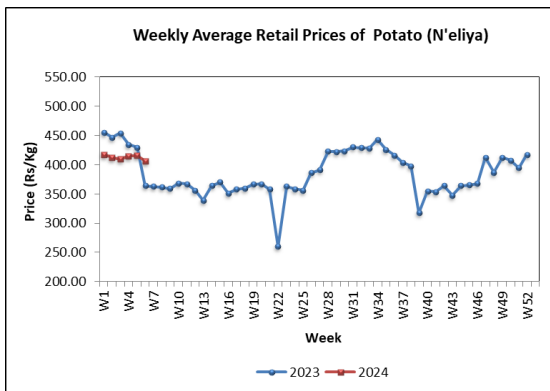
Price of Nuwara Eliya potato ranged Rs.310.00-330.00/kg. Price of imported

potato has decreased by 19% due to availability of sufficient stocks from Pakistan and India. Price ranged for Pakistan stocks was Rs.110.00-200/kg and Rs.180.00-200.00/kg for Indian stocks.

Compared to the same period of last year, price of Nuwara Eliya potato and imported potato have increased by 15% and 43% respectively.

Retail

Price of Nuwara Eliya potatoes have decreased by Rs.9.00/kg and their prices ranged Rs.380.00-440.00/kg. Price of imported potato ranged Rs.180.00-240.00/kg respectively.



Compared to the same period of last year, retail prices of both Nuwara Eliya and imported potatoes have increased by 12% and 20% respectively.

Pulses

Wholesale

Price ranges of green gram and red dhal were Rs.950.00-1050.00/kg and Rs.295.00-300.00/kg. Price of white cowpea has decreased by 6% due to availability of low-quality stocks and the price ranged Rs.1000.00-1050.00/kg.

Price of red cowpea has also decreased by 3% due to availability of sufficient stocks and the price ranged Rs.850.00-950.00/kg.

Compared to the same period of last year, prices of all pulses have decreased in the range of 2%-26% and the highest for green gram.

Retail

The price of green gram and red dhal has increased by Rs.18.00/kg and Rs.1.00/kg respectively and their prices ranged Rs.1100.00-1300.00/kg and Rs.320.00-360.00/kg respectively. The price of both cowpea white and cowpea red have decreased by Rs.4.00/kg and both prices ranged Rs.1200.00-1300.00/kg.

Compared to the same period of last year, the current retail prices of all pulse varieties have decreased in the range of 9%-17%.

Vegetable

Wholesale

Prices of most of the vegetables have decreased with the increased supply from most of the major producing areas.

Considering up country vegetables, the highest price decrease was reported for carrot as 38% due to increased supply from Nuwara Eliya area, followed by cabbage as 23% due to increased supply from Bandarawela and Puttalam areas. Prices of knolkhol and raddish have decreased by 19% and 16% respectively. Prices of beetroot, beans and leeks have decreased in the range of 1%-6%.

Due to decreased supply from Sooriyawewa area, price of tomato has increased by 13% and the price of capsicum has decreased by 1%.

Considering low country vegetables, the highest price decrease was reported for snake gourd as 35% followed by brinjal as 31% due to increased supply from Embilipitiya area. Except for pumpkin, prices of all other vegetables have decreased in the range of 8%-19% with the increased supply from their major producing areas. However, due to decreased supply from Nochchiyagama and Mahavilachchiya areas, price of pumpkin has increased by 27%.

Due to decreased supply from Jaffna area price of green chilies has increased by 21%

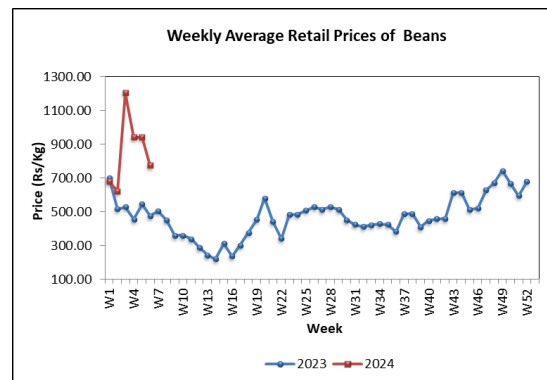
and price of lime has decreased by 11% with the increased supply from all major producing areas.

Compared to the same period of last year, prices of all vegetables have increased and the highest was reported for cabbage as 856%, followed by carrot as 624% due to decreased supply with the pre harvested losses due to extreme rainy weather in Nuwara Eliya area.

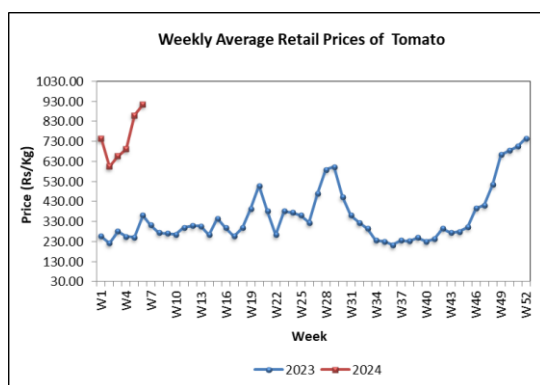
Retail

In line with decreased wholesale price retail price of most of the vegetable varieties also decreased.

Considering up country varieties, the highest price decrease was reported for carrot as Rs.389.00/kg followed by beetroot as Rs.251.00/kg. Prices of knolkhol, beans and cabbage have decreased by Rs.117.00/kg, Rs.164.00/kg and Rs.92.00/kg respectively.



Price of tomato has increased by Rs.54.00/kg and capsicum has decreased by Rs.19.00/kg.



Considering low country varieties, the highest price decrease was reported for brinjal as Rs.165.00/kg followed by ladies fingers Rs.88.00/kg. Prices of snake gourd, long beans and bitter gourd have decreased by Rs.85.00/kg, Rs.65.00/kg and Rs.60.00/kg respectively. However, prices of pumpkin have increased by Rs.25.00/kg.

Further, prices of green chilies have increased by Rs.10.00/kg whereas lime have decreased by Rs.6.00/kg.

Compared to the same period of last year, prices of most of varieties have increased and the highest price increase was reported for carrot 396%.

Coconut

Wholesale

Prices of large and small nuts have decreased by 2% and 3% respectively. Price ranges were Rs.95.00-100.00 for a large nut and Rs.80.00-85.00 for a small nut.

Compared to the same period of last year, prices of large and small nuts have decreased by 2% and 9% respectively.

Retail

Prices of both large and small nut have decreased by Rs.3.00/nut. Price ranges were Rs.100.00-120.00 for a large nut and Rs.90.00-110.00 for a small nut.

Compared to the same period of last year, prices of small nut have increased by 6%.

Fruits

Wholesale

Prices of most of fruit varieties have decreased due to low demand and availability of low-quality stocks. The highest price decrease was reported as 17% for slime apple due to low demand and availability of sufficient stocks. Prices of all banana varieties except that of seeni banana have decreased in the range of 1%-11% due to low demand. In addition, prices of orange and papaw have decreased by 6% and 3% respectively due to availability of sufficient stocks and low demand. Prices of passion fruit was decreased by 2% with availability of low-quality stocks.

However, prices of karthakolomban mango, wood apple and avocado have increased by 45%, 35% and 26% respectively with end of the harvesting season. In addition, price of imported grapes has increased by 13% with availability of quality new stocks from China and India. In addition, price of king

coconut has increased by 10% with high demand while prices of all sizes of pineapple have increased in the range of 5%-10% with availability of limited stocks.

Compared to the same period of last year, prices of most of the fruit varieties have increased while the highest price increase was reported for orange as 181%.

Retail

Prices of most of fruit varieties have decreased in line with decreased wholesale prices. The highest price decrease of Rs.33.00/fruit was reported for passion fruit due to availability of sufficient stocks in the market. The price of papaw has decreased by Rs.28.00/kg. Moreover, the prices of ambul and kolikuttu have decreased by Rs.20.00/kg and Rs.21.00/kg respectively due to low demand in the market.

In addition, prices of orange and slime apple have decreased by Rs.7.00/fruit and Rs.4.00/fruit respectively. Further, the prices of both anamalu and ambun have decreased by Rs.3.00/fruit.

Meanwhile, the highest price increase of Rs.42.00/kg was reported for imported gapes due to unavailability of sufficient stocks in the market. The price of small, medium and large sized pineapple has increased in the range of Rs.32.00/fruit,

Rs.42.00/fruit and Rs.37.00/fruit due to unavailability of sufficient stocks in the market. Further, prices of avocado and wood apple have increased by Rs.16.00/fruit and Rs.23.00/fruit respectively. The price of seeni banana has increased by Rs.5.00/kg.

Compared to the same period of last year, prices of most of the varieties have increased and the highest price increase was reported for passion fruit as 70%.

Fresh Fish

Wholesale

Wholesale prices of most of the fresh fish types have increased due to decrease in wholesale supply compared to demand. The highest price increase of 14% was noted for hurulla due to low supply from Kalpitiya and Mullaitivu areas and the price ranged between Rs.450.00-650.00/kg. A price increase of 12% was noted for thalapath due to low supply from Negombo, Beruwala and Walachchenai areas and the price ranged between Rs.1650.00-2200.00/kg. Likewise, the price increase of 11% was noted for balaya due to low supply from Beruwala, Galle and Mirissa areas and the price ranged between Rs.600.00-800.00/kg. Also, the wholesale prices of thora, salaya and kelawalla have increased by 4%-5% respectively.

However, a price decrease of 15% was noted for shrimps due to high supply from Jaffna, Kalpitiya and Chilaw areas and the price ranged between Rs.1400.00-1650.00/kg. Likewise, the price decrease of 9% was noted for mora due to high supply from Northern areas and the price ranged between Rs.850.00-1000.00/kg. In addition, price of paraw has decreased by 3%.

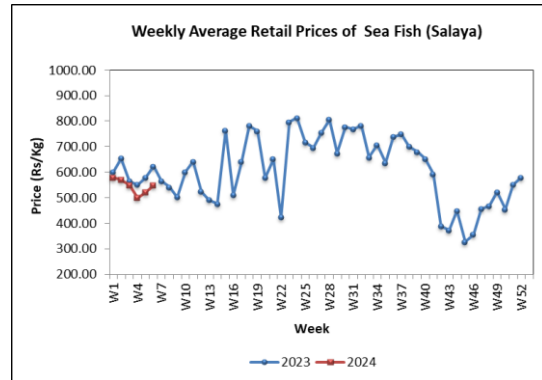
Compared to the same period of last year, current wholesale prices of most of the fresh fish types have decreased in the range of 6%-45% and the highest price decrease was noted for salaya.

Retail

In line with increased wholesale prices, retail prices of most types of fresh fish have also increased due to insufficient stocks. The highest price increase was reported for hurulla by Rs.33.00/kg followed by RS.28.00/kg for salaya. Prices of balaya, kelawalla and thalapath have increased by Rs.23.00/kg, Rs.14.00/kg and Rs.11.00/kg respectively.

However, prices of thora, paraw and shrimps have decreased by Rs.306.00/kg, Rs.305.00/kg and Rs.106.00/kg

respectively due to decrease in demand with higher prices recorded.



Compared to the same period of last year, prices of all types of fresh fish except kelawalla have decreased in the range of 3%-17% and the highest price decrease was reported for hurulla.

Dried Fish

Wholesale

Due to increase of local dried fish supply, prices of most of the local and imported dried fish types have decreased. The highest price decrease of 5% was noted for local sprats due to high supply from Trincomalee, Mannar and Mullaitivu areas and the price ranged between Rs.1650.00-1800.00/kg. Likewise, a price decrease of 3% was noted for local balaya and local mora due to high supply from Negombo, Mannar and Beruwala areas and their prices ranged between Rs.900.00-1100.00/kg and Rs.1750.00-1850.00/kg respectively. In addition, price of local salaya has decreased by 1%.

However, a price increase of 4% was noted for imported sprats due to low supply from Iran and Thailand and the price ranged between Rs.950.00-1100.00/kg.

Compared to the same period of last year, current wholesale prices of most of the dried fish types have increased in the range of 5%-30% and the highest price increase was reported for local sprats.

Retail

In line with decreased wholesale prices, retail prices of most types of dried fish have decreased due to increased supply. The highest price decrease was reported for local sprats as Rs.241.00/kg followed by Rs.133.00/kg for anguluwa and Rs.70.00/kg for mora respectively. The remaining types have decreased in the range of Rs.15.00-18.00/kg.

However, prices of kattawa and salaya have increased by Rs.41.00/kg and Rs.29.00/kg respectively due to limited supply.

Compared to the same period of last year, prices of most types of dried fish have decreased in the range of 5%-11% and the highest price decrease was reported for salaya.

Eggs

Wholesale

The prices of both brown and white eggs have increased by 1% and 2% respectively

and their prices ranged between Rs.58.00-59.00/egg and Rs.56.00-57.00/egg respectively.

Compared to the same period of last year, prices of both brown and white eggs have increased by 29% and 30% respectively.

Retail

Prices of both brown and white eggs have increased by Rs.1.00/egg due to increased farmgate price. Average price of a white egg was Rs.58.00/egg and for a brown egg Rs.60.00/egg.

Compared to the same period of last year, prices of both brown and white eggs have increased by 30% and 31% respectively.

Meat

Retail

Price of skinless broiler chicken has decreased by Rs.20.00/kg due to low demand. Prices of beef, skinless curry chicken and mutton have increased by Rs.192.00/kg, Rs.111.00/kg and Rs.75.00/kg respectively. Pork has not changed significantly.

Compared to the same period of last year, prices of most types of meat have increased in the range of 2%-15% with the highest price increase being reported for beef.

EXPLANATORY NOTE

The Food Commodities Bulletin is a weekly publication containing information relating to wholesale and retail prices of selected food commodities in nine selected markets in and around Colombo and main markets in the major producing areas.

The information is analyzed and presented as prevailing prices, price ranges, averages, and a comparison of weekly prices. The changes in prices reported are always with price prevailed during the previous week unless otherwise stated.

The frequency of collection of wholesale price information is twice a week (i.e., Tuesday and Friday) while with retail prices, it is thrice a week (i.e., Friday, Monday, and Tuesday).

Table 01: Selected Markets: Wholesale Price of Rice (Rs/50kg bag)

Week 06: 02 - 08 February 2024

LOCATIONS	Rice Varieties													
	Samba 1		Samba 2		Keeri Samba		Nadu 1		Nadu 2		Raw Red		Raw White	
Colombo	11750	12000	11250	11500	16000	16750	9750	10250	9500	9650	8500	9000	9500	10000
Divulapitiya	11700	12600	11000	11500	16000	18100	10400	10700	9250	10000	8500	9000	9000	9700
Kurunegala	12200	12500	11250	11750	17000	17000	10600	10750	9500	9850	8750	9000	9250	9550
Nikaweratiya	12750	12750	11000	11250	18000	18000	10650	10750	9000	9750	9000	10000	9250	9500
Badulla	-	-	11500	11500	-	-	10500	10750	-	-	8500	9000	9500	10250
Puttalam	-	-	11200	11600	-	-	10700	10850	9750	10300	10150	10250	9850	10250
Dambulla	12500	12700	12000	12150	-	-	10600	10700	9800	9900	9400	9600	9250	9500
Anuradhapura	12000	12500	11500	11500	17250	17750	10750	10900	10000	10250	10000	10250	9750	10250
Tambuttegama	-	-	11250	11400	-	-	10600	10600	9700	10000	-	-	9500	9700
Polonnaruwa	12350	12600	11850	11900	-	-	10700	10750	9700	9750	10200	10250	9700	9750
Kalutara	-	-	11500	11750	-	-	-	-	9650	9750	8750	9000	9750	10000
Ampara	-	-	11500	11500	-	-	11000	11000	10500	10500	9000	9000	9250	9500
Kandy	11750	12000	11000	11250	16250	16500	10250	10500	9250	9500	8750	9000	9750	10000
Moneragala	12000	12500	-	-	17000	17500	10750	10950	-	-	8500	8750	9250	9750
Kegalle	-	-	-	-	-	-	-	-	-	-	-	-	-	-
Dehiattakandiya	-	-	-	-	-	-	10750	10900	10250	10400	10250	10250	9500	10250
Hambantota	11750	12000	-	-	-	-	-	-	-	-	8250	8500	9750	10250
Matara	-	-	-	-	-	-	10500	10800	-	-	8250	8500	9800	10250
Galle	-	-	-	-	-	-	10750	10900	-	-	7750	8000	9500	10000
Meegoda	-	-	11400	11500	-	-	-	-	9750	10250	8250	8500	9250	10000
Tissamaharama	-	-	11250	12250	16250	17250	10750	11000	-	-	7700	8150	9750	10250
Embilipitiya	-	-	11400	11450	-	-	10500	10600	9950	10050	7900	8000	9400	9500
Jaffna	12000	12250	-	-	17250	17800	10000	10250	9000	9250	8500	8700	10000	10250
Vavuniya	-	-	-	-	-	-	10000	10250	9500	9750	8500	8750	9750	9900
Mannar	11750	12000	-	-	17750	18000	10300	10500	9500	9750	8750	9000	9750	10000
Killinochchi	11750	12000	-	-	17750	18000	10000	10500	9000	9250	8500	8750	9750	10000
Mullattivu	-	-	-	-	-	-	-	-	-	-	-	-	-	-
Batticaloa	11800	12000	-	-	17500	17750	10500	10600	9750	9800	8750	8900	10400	10500
Trincomalee	11750	12000	-	-	17250	17400	10250	10500	9500	9750	8700	8850	10250	10500
Galenbindunuwew	11900	12250	11250	11500	17250	17750	10750	10850	10250	10500	9750	10250	9750	10250
Matale	12000	12250	11650	11750	-	-	10500	10750	9750	10000	9000	9500	9500	10000

Table 02: Selected Markets: Retail Price of Rice (Rs/kg)

Week 06: 02 - 08 February 2024

11

LOCATIONS	Rice Varieties													
	Samba 1		Samba 2		Keeri Samba		Nadu 1		Nadu 2		Raw Red		Raw White	
Colombo	230.00	260.00	-	-	-	-	220.00	230.00	220.00	220.00	190.00	220.00	210.00	220.00
Gampaha	250.00	260.00	235.00	240.00	330.00	370.00	220.00	220.00	205.00	215.00	190.00	200.00	200.00	210.00
Kurunegala	260.00	260.00	230.00	240.00	350.00	350.00	220.00	220.00	-	-	200.00	200.00	210.00	210.00
Nikaweratiya	270.00	270.00	230.00	230.00	370.00	370.00	220.00	220.00	195.00	215.00	205.00	210.00	200.00	210.00
Dambulla	258.00	260.00	245.00	246.00	355.00	360.00	215.00	218.00	204.00	206.00	195.00	200.00	190.00	195.00
Anuradhapura	245.00	260.00	230.00	230.00	350.00	360.00	220.00	220.00	210.00	210.00	210.00	210.00	200.00	210.00
Thambuththegama	250.00	260.00	230.00	235.00	340.00	360.00	220.00	220.00	212.00	215.00	210.00	215.00	200.00	210.00
Polonnaruwa	250.00	255.00	240.00	242.00	350.00	360.00	218.00	220.00	195.00	200.00	210.00	210.00	195.00	200.00
Kaluthara	245.00	250.00	-	-	-	-	215.00	220.00	-	-	200.00	205.00	210.00	215.00
Badulla	-	-	230.00	230.00	-	-	220.00	220.00	215.00	215.00	175.00	180.00	195.00	200.00
Keppetipola	250.00	260.00	245.00	245.00	-	-	215.00	216.00	209.00	212.00	174.00	180.00	200.00	205.00
Moneragala	250.00	260.00	-	-	350.00	360.00	220.00	230.00	-	-	175.00	180.00	190.00	200.00
Kegalle	265.00	270.00	-	-	365.00	370.00	210.00	220.00	195.00	205.00	210.00	220.00	210.00	220.00
Ampara	270.00	270.00	230.00	230.00	380.00	380.00	220.00	220.00	-	-	173.00	195.00	180.00	210.00
Dehiattakandiya	255.00	260.00	-	-	340.00	340.00	220.00	220.00	210.00	210.00	210.00	210.00	200.00	210.00
Nuwaraeliya	258.00	260.00	245.00	248.00	365.00	370.00	214.00	216.00	208.00	212.00	177.00	185.00	200.00	206.00
Kandy	250.00	260.00	235.00	240.00	350.00	360.00	220.00	220.00	205.00	210.00	195.00	205.00	205.00	210.00
Puttalam	-	-	230.00	240.00	-	-	220.00	220.00	200.00	210.00	210.00	215.00	200.00	210.00
Hambantota	240.00	250.00	-	-	-	-	-	-	-	-	170.00	175.00	200.00	210.00
Rathnapura	265.00	270.00	-	-	370.00	380.00	220.00	225.00	208.00	215.00	178.00	184.00	205.00	210.00
Matara	250.00	260.00	-	-	360.00	380.00	220.00	220.00	-	-	170.00	178.00	200.00	210.00
Galle	270.00	270.00	-	-	-	-	220.00	220.00	-	-	160.00	170.00	210.00	210.00
Tissamaharama	230.00	250.00	-	-	330.00	350.00	220.00	230.00	-	-	155.00	165.00	200.00	210.00
Meegoda (DEC)	230.00	250.00	-	-	340.00	340.00	210.00	220.00	-	-	180.00	190.00	200.00	210.00
Embilipitiya	230.00	240.00	-	-	-	-	215.00	220.00	205.00	210.00	162.00	170.00	195.00	210.00
Jaffna	250.00	255.00	-	-	360.00	365.00	210.00	220.00	190.00	200.00	180.00	190.00	210.00	215.00
Vavuniya	-	-	-	-	-	-	218.00	224.00	210.00	214.00	180.00	185.00	210.00	218.00
Mannar	245.00	250.00	-	-	365.00	375.00	220.00	230.00	205.00	210.00	185.00	200.00	205.00	215.00
Killinochchi	245.00	250.00	-	-	365.00	370.00	220.00	225.00	190.00	200.00	180.00	185.00	210.00	215.00
Mullaittivu	-	-	-	-	-	-	-	-	-	-	-	-	-	-
Batticaloa	246.00	250.00	-	-	364.00	365.00	218.00	220.00	200.00	205.00	180.00	185.00	215.00	220.00
Trincomalee	245.00	250.00	-	-	360.00	365.00	215.00	220.00	200.00	205.00	185.00	195.00	215.00	220.00
Hanguranketha	-	-	230.00	243.00	-	-	215.00	220.00	200.00	215.00	177.00	190.00	195.00	212.00
Veyangoda	250.00	260.00	230.00	240.00	350.00	350.00	220.00	220.00	210.00	210.00	190.00	190.00	190.00	200.00
Galenbindunuwewa	240.00	250.00	230.00	230.00	350.00	360.00	220.00	220.00	210.00	215.00	200.00	210.00	200.00	210.00
Bandarawela	-	-	230.00	235.00	350.00	360.00	-	-	205.00	210.00	175.00	185.00	195.00	205.00
Matale	250.00	255.00	235.00	240.00	350.00	360.00	215.00	220.00	200.00	210.00	190.00	200.00	200.00	210.00

Table 04: Selected Markets: Wholesale Price of Subsidiary Food (Rs/50kg)

Week 06: 02 - 08 February 2024

LOCATION	Dried Chillies	Red Onion		Big Onion	Potato			Pulses		
	Imported	Imported	Local		Imported	Welimada	Nuwara Eliya	Green Gram	Cowpea	Red Dhal
Colombo	42500 - 49000	10000 - 12000	-	13500 - 17000	5500 - 10000	-	15500 - 16500	47500 - 52500	50000 - 52500	14750 - 15000
Kurunegala	43000 - 47500	12000 - 13000	-	16250 - 16500	6250 - 6750	-	-	50000 - 55000	45000 - 48000	15000 - 16000
Nikaweratiya	43500 - 44000	11250 - 12500	-	16750 - 17000	6500 - 6750	-	-	42500 - 48750	42500 - 51500	14900 - 15000
Dehiattakandiya	47500 - 55000	12500 - 14000	-	17500 - 19000	6000 - 7500	-	-	47500 - 47500	57500 - 57500	14900 - 16500
Dambulla (DEC)	42000 - 44000	10000 - 11000	-	14000 - 16000	6000 - 6250	-	16500 - 17000	37500 - 40000	-	14750 - 15000
Anuradhapura	47500 - 55000	12500 - 18000	-	16500 - 19000	6500 - 9000	-	-	50000 - 55000	52500 - 57500	15000 - 15750
Thambuththegama	42500 - 46000	10500 - 12000	-	15000 - 16250	6000 - 6500	-	16500 - 17000	40000 - 42500	42500 - 42500	14900 - 15250
Polonnaruwa	50000 - 56000	15500 - 17500	-	18250 - 19500	10000 - 10250	-	19500 - 20500	45000 - 49000	50000 - 50000	15500 - 16250
Kaluthara	46000 - 47500	11000 - 12000	-	16000 - 17000	8000 - 8500	-	16250 - 17000	49000 - 50000	52000 - 52750	15000 - 15500
Puttalam	42500 - 47000	-	12500 - 15000	20000 - 21500	8500 - 9250	-	19000 - 20000	42500 - 46000	45000 - 52500	15500 - 15800
Kandy	50000 - 51000	11500 - 13000	-	15000 - 16500	6000 - 6250	-	16500 - 17000	47500 - 50000	47500 - 50000	15000 - 15250
Matara	47500 - 55000	13000 - 14500	-	16500 - 17500	8000 - 9000	-	17500 - 18000	47500 - 52500	49000 - 55000	15250 - 15750
Hambantota	45000 - 50000	11500 - 14000	-	16500 - 18500	7000 - 8000	-	-	47500 - 52500	47500 - 55000	15250 - 15750
Kegalle	45000 - 48000	13500 - 14000	-	16500 - 17000	6700 - 6850	-	16500 - 17000	47000 - 47500	47500 - 48000	15400 - 15500
Galle	47500 - 55000	12000 - 12500	-	15000 - 17000	6500 - 7500	-	-	50000 - 55000	-	14750 - 15500
Tissamaharama	47500 - 52500	13000 - 14000	-	15000 - 16000	7000 - 8000	-	15000 - 16000	50000 - 55000	40000 - 42500	15250 - 15750
Meegoda (DEC)	45000 - 47500	11000 - 11250	-	15500 - 16250	5500 - 8750	-	16500 - 17500	49000 - 52500	47500 - 52500	14750 - 15000
Jaffna	50000 - 52500	-	12250 - 13000	16000 - 16500	8500 - 9000	-	-	42500 - 427500	45000 - 46000	14750 - 15000
Vavuniya	50000 - 55000	11500 - 12500	-	16500 - 17500	7500 - 9000	-	-	40000 - 42000	-	15250 - 15500
Mannar	46000 - 47500	16000 - 16750	-	17000 - 17500	8000 - 9000	-	-	48000 - 50000	-	15300 - 15500
Killinochchi	46500 - 48000	18000 - 18500	-	17000 - 18000	8000 - 9000	-	-	46500 - 48000	-	15250 - 15750
Mullattivu	-	-	-	-	-	-	-	-	-	-
Batticaloa	50000 - 51250	15000 - 16000	-	18000 - 18500	8250 - 8750	-	20000 - 21000	49250 - 50000	51000 - 51500	15000 - 15350
Trincomalee	53500 - 55000	10000 - 11000	-	12500 - 15000	8000 - 9000	-	-	52000 - 54000	-	15300 - 15500
Galenbindunuwewa	47500 - 55000	13000 - 15000	-	16000 - 19000	7000 - 9000	-	-	50000 - 52500	52500 - 55000	15000 - 16000
Matale	47500 - 49000	12500 - 13000	-	16500 - 17000	6500 - 6750	-	-	50000 - 52500	49000 - 52500	14750 - 15000

Table 05: Selected Markets: Retail Price of Subsidiary Food Crops (Rs/kg)

Week 06: 02 - 08 February 2024

LOCATIONS	Dried Chillies	Red Onion		Big Onion	Potato			Pulses		
	Imported	Imported	Local		Imported	Welimada	Nuwara Eliya	Green Gram	Cowpea	Red Dhal
Colombo	1100.00 - 1300.00	480.00 - 600.00	-	420.00 - 480.00	180.00 - 220.00	-	400.00 - 440.00	1000.00 - 1400.00	1200.00 - 1400.00	320.00 - 360.00
Gampaha	1180.00 - 1300.00	400.00 - 480.00	-	440.00 - 520.00	200.00 - 240.00	-	440.00 - 480.00	1180.00 - 1200.00	1300.00 - 1300.00	340.00 - 360.00
Kurunegala	1100.00 - 1250.00	380.00 - 480.00	-	400.00 - 400.00	180.00 - 200.00	-	400.00 - 400.00	1200.00 - 1300.00	1200.00 - 1200.00	340.00 - 450.00
Nikaweratiya	1050.00 - 1100.00	320.00 - 380.00	-	340.00 - 380.00	170.00 - 180.00	-	400.00 - 400.00	1000.00 - 1100.00	1000.00 - 1300.00	320.00 - 340.00
Dambulla	1000.00 - 1100.00	280.00 - 300.00	-	330.00 - 360.00	160.00 - 180.00	-	400.00 - 420.00	980.00 - 1000.00	900.00 - 1000.00	320.00 - 325.00
Anuradhapura	1000.00 - 1200.00	320.00 - 450.00	-	350.00 - 460.00	160.00 - 220.00	-	-	1100.00 - 1200.00	1100.00 - 1200.00	310.00 - 340.00
Thambuththegama	1100.00 - 1200.00	350.00 - 400.00	-	330.00 - 370.00	160.00 - 180.00	-	-	900.00 - 970.00	800.00 - 850.00	310.00 - 330.00
Polonnaruwa	1100.00 - 1200.00	320.00 - 360.00	-	380.00 - 400.00	190.00 - 220.00	-	400.00 - 420.00	1060.00 - 1100.00	1100.00 - 1200.00	320.00 - 340.00
Kaluthara	1080.00 - 1120.00	450.00 - 480.00	-	380.00 - 400.00	220.00 - 250.00	-	400.00 - 420.00	1150.00 - 1250.00	1220.00 - 1300.00	315.00 - 325.00
Badulla	1100.00 - 1200.00	320.00 - 350.00	-	350.00 - 400.00	180.00 - 240.00	-	400.00 - 400.00	1015.00 - 1100.00	1000.00 - 1200.00	320.00 - 330.00
Keppetipola	1200.00 - 1300.00	300.00 - 340.00	-	400.00 - 430.00	180.00 - 200.00	330.00 - 340.00	-	1100.00 - 1150.00	1100.00 - 1150.00	315.00 - 320.00
Moneragala	1000.00 - 1100.00	300.00 - 440.00	-	360.00 - 400.00	180.00 - 220.00	-	360.00 - 380.00	1000.00 - 1200.00	1000.00 - 1100.00	320.00 - 340.00
Kegalle	1000.00 - 1100.00	320.00 - 360.00	-	350.00 - 380.00	180.00 - 200.00	-	400.00 - 420.00	1000.00 - 1100.00	1000.00 - 1100.00	320.00 - 380.00
Ampara	1020.00 - 1200.00	320.00 - 360.00	-	350.00 - 480.00	160.00 - 165.00	-	400.00 - 440.00	1000.00 - 1100.00	920.00 - 1120.00	310.00 - 320.00
Dehiattakandiya	1150.00 - 1300.00	300.00 - 300.00	-	360.00 - 400.00	160.00 - 180.00	-	-	1000.00 - 1000.00	1200.00 - 1200.00	310.00 - 340.00
Nuwaraeliya	1260.00 - 1320.00	300.00 - 330.00	-	380.00 - 420.00	200.00 - 220.00	-	350.00 - 370.00	1100.00 - 1150.00	1100.00 - 1200.00	310.00 - 320.00
Kandy	1160.00 - 1200.00	400.00 - 440.00	-	360.00 - 400.00	160.00 - 180.00	-	420.00 - 440.00	1200.00 - 1300.00	1200.00 - 1250.00	330.00 - 350.00
Puttalam	1000.00 - 1200.00	-	300.00 - 400.00	360.00 - 400.00	200.00 - 240.00	-	400.00 - 450.00	950.00 - 1100.00	1100.00 - 1250.00	320.00 - 330.00
Rathnapura	1100.00 - 1200.00	420.00 - 480.00	-	380.00 - 400.00	200.00 - 220.00	-	360.00 - 380.00	1100.00 - 1200.00	1150.00 - 1200.00	320.00 - 340.00
Hambantota	1050.00 - 1200.00	310.00 - 400.00	-	360.00 - 400.00	160.00 - 200.00	-	-	1000.00 - 1200.00	1100.00 - 1200.00	320.00 - 340.00
Matara	1000.00 - 1200.00	300.00 - 400.00	-	340.00 - 400.00	180.00 - 200.00	-	380.00 - 420.00	1000.00 - 1200.00	1000.00 - 1200.00	320.00 - 340.00
Galle	1100.00 - 1200.00	350.00 - 440.00	-	360.00 - 380.00	160.00 - 190.00	-	-	1100.00 - 1300.00	1200.00 - 1300.00	320.00 - 330.00
Tissamaharama	1050.00 - 1200.00	300.00 - 340.00	-	360.00 - 380.00	170.00 - 200.00	-	360.00 - 380.00	1100.00 - 1200.00	900.00 - 1100.00	315.00 - 335.00
Meegoda (DEC)	1000.00 - 1000.00	-	-	350.00 - 380.00	170.00 - 200.00	-	380.00 - 420.00	1080.00 - 1200.00	1000.00 - 1280.00	320.00 - 340.00
Embilipitiya	1150.00 - 1250.00	300.00 - 350.00	-	350.00 - 400.00	170.00 - 200.00	-	360.00 - 380.00	1000.00 - 1200.00	1000.00 - 1100.00	310.00 - 370.00
Jaffna	1100.00 - 1170.00	-	270.00 - 290.00	345.00 - 370.00	190.00 - 210.00	-	-	-	950.00 - 1000.00	310.00 - 320.00
Vavuniya	1250.00 - 1300.00	-	280.00 - 300.00	350.00 - 400.00	190.00 - 200.00	-	-	900.00 - 950.00	-	320.00 - 325.00
Mannar	1050.00 - 1200.00	450.00 - 480.00	-	360.00 - 400.00	200.00 - 220.00	-	-	1050.00 - 1200.00	-	320.00 - 350.00
Killinochchi	1000.00 - 1050.00	440.00 - 460.00	-	380.00 - 420.00	200.00 - 220.00	-	-	980.00 - 1000.00	-	320.00 - 330.00
Mullaittivu	-	-	-	-	-	-	-	-	-	-
Batticaloa	1080.00 - 1120.00	360.00 - 400.00	-	400.00 - 420.00	200.00 - 220.00	-	440.00 - 460.00	1050.00 - 1070.00	1080.00 - 1100.00	320.00 - 325.00
Trincomalee	1160.00 - 1200.00	290.00 - 370.00	-	380.00 - 400.00	210.00 - 230.00	-	-	1100.00 - 1200.00	-	315.00 - 320.00
Hanguranketha	1000.00 - 1100.00	300.00 - 370.00	-	380.00 - 460.00	180.00 - 220.00	-	-	1050.00 - 1100.00	1000.00 - 1080.00	307.00 - 320.00
Veyangoda	1000.00 - 1100.00	350.00 - 400.00	-	400.00 - 420.00	160.00 - 200.00	-	480.00 - 480.00	1200.00 - 1400.00	1100.00 - 1400.00	320.00 - 320.00
Galenbindunuwewa	1000.00 - 1150.00	300.00 - 360.00	-	340.00 - 390.00	160.00 - 200.00	-	-	1060.00 - 1100.00	1100.00 - 1150.00	320.00 - 330.00
Bandarawela	1100.00 - 1200.00	400.00 - 420.00	-	380.00 - 400.00	180.00 - 200.00	320.00 - 340.00	-	1100.00 - 1200.00	1200.00 - 1250.00	320.00 - 340.00
Matale	1000.00 - 1100.00	300.00 - 340.00	-	360.00 - 400.00	160.00 - 180.00	-	-	1100.00 - 1180.00	1080.00 - 1150.00	310.00 - 320.00

Table 06: Selected Markets: Wholesale Price of Vegetables(Rs/kg)

Week 06: 02 - 08 February 2024

Locations	Butter Beans	Green Beans	Carrot	Leeks	Beetroot	Knolkhol
Colombo	-	450.00 - 700.00	600.00 - 1000.00	350.00 - 450.00	560.00 - 700.00	250.00 - 350.00
Meegoda (DEC)	-	750.00 - 900.00	900.00 - 1050.00	480.00 - 560.00	330.00 - 400.00	310.00 - 350.00
Dambulla (DEC)	-	600.00 - 680.00	600.00 - 800.00	450.00 - 500.00	250.00 - 350.00	250.00 - 300.00
Keppetipola (DEC)	-	550.00 - 650.00	500.00 - 650.00	350.00 - 450.00	400.00 - 500.00	350.00 - 450.00
Norochchole (DEC)	-	-	-	-	300.00 - 350.00	-
Nuwara Eliya	-	760.00 - 800.00	800.00 - 850.00	410.00 - 420.00	480.00 - 520.00	340.00 - 400.00
Kandy	-	800.00 - 850.00	700.00 - 750.00	480.00 - 500.00	270.00 - 350.00	230.00 - 250.00
Hambantota	-	900.00 - 1000.00	900.00 - 1000.00	500.00 - 600.00	500.00 - 600.00	300.00 - 360.00
Thambuththegama (DEC)	-	480.00 - 550.00	950.00 - 1050.00	470.00 - 500.00	340.00 - 370.00	-
Jaffna	-	400.00 - 420.00	1140.00 - 1160.00	420.00 - 480.00	350.00 - 360.00	-
Bandarawela	-	600.00 - 650.00	650.00 - 700.00	400.00 - 420.00	400.00 - 450.00	280.00 - 320.00
Veyangoda	-	700.00 - 800.00	800.00 - 850.00	420.00 - 470.00	300.00 - 380.00	320.00 - 380.00

Locations	Raddish	Cabbage	Tomato	Ladies Fingers	Brinjal	Capsicum
Colombo	100.00 - 150.00	400.00 - 450.00	650.00 - 700.00	250.00 - 300.00	250.00 - 450.00	800.00 - 900.00
Meegoda (DEC)	150.00 - 180.00	400.00 - 550.00	600.00 - 700.00	250.00 - 300.00	320.00 - 400.00	1000.00 - 1200.00
Moneragala	180.00 - 200.00	550.00 - 600.00	650.00 - 700.00	300.00 - 350.00	350.00 - 400.00	800.00 - 900.00
Dambulla (DEC)	100.00 - 120.00	370.00 - 400.00	600.00 - 680.00	320.00 - 330.00	280.00 - 350.00	900.00 - 1000.00
Keppetipola (DEC)	80.00 - 120.00	350.00 - 450.00	550.00 - 650.00	300.00 - 320.00	300.00 - 400.00	800.00 - 1000.00
Norochchole (DEC)	80.00 - 100.00	300.00 - 350.00	-	200.00 - 250.00	-	700.00 - 1000.00
Nuwara Eliya	100.00 - 120.00	400.00 - 430.00	580.00 - 620.00	320.00 - 330.00	380.00 - 420.00	900.00 - 980.00
Kandy	100.00 - 130.00	400.00 - 450.00	550.00 - 600.00	270.00 - 300.00	350.00 - 400.00	750.00 - 800.00
Hambantota	150.00 - 200.00	520.00 - 600.00	550.00 - 600.00	300.00 - 350.00	340.00 - 420.00	1000.00 - 1100.00
Thambuththegama (DEC)	100.00 - 130.00	380.00 - 420.00	500.00 - 550.00	200.00 - 230.00	200.00 - 250.00	900.00 - 1000.00
Tissamaharama	200.00 - 220.00	600.00 - 660.00	520.00 - 600.00	300.00 - 360.00	280.00 - 350.00	1100.00 - 1150.00
Jaffna	100.00 - 120.00	500.00 - 520.00	740.00 - 760.00	350.00 - 360.00	390.00 - 410.00	740.00 - 760.00
Bandarawela	70.00 - 90.00	350.00 - 400.00	600.00 - 650.00	-	350.00 - 400.00	800.00 - 900.00
Veyangoda	140.00 - 170.00	370.00 - 480.00	620.00 - 680.00	250.00 - 280.00	260.00 - 320.00	800.00 - 1100.00

Locations	Pumpkin	Cucumber	Bitter Gourd	Snake Gourd	Drumstick	Luffa
Colombo	200.00 - 280.00	60.00 - 80.00	350.00 - 400.00	200.00 - 280.00	-	280.00 - 350.00
Meegoda (DEC)	220.00 - 280.00	60.00 - 80.00	420.00 - 500.00	250.00 - 320.00	-	250.00 - 300.00
Moneragala	280.00 - 300.00	80.00 - 120.00	400.00 - 500.00	350.00 - 400.00	-	350.00 - 400.00
Dambulla (DEC)	220.00 - 240.00	50.00 - 60.00	400.00 - 450.00	250.00 - 270.00	-	180.00 - 220.00
Keppetipola (DEC)	200.00 - 230.00	70.00 - 100.00	430.00 - 440.00	270.00 - 280.00	-	280.00 - 290.00
Norochchole (DEC)	-	40.00 - 70.00	-	200.00 - 250.00	-	250.00 - 300.00
Nuwara Eliya	240.00 - 250.00	90.00 - 110.00	450.00 - 460.00	290.00 - 300.00	-	300.00 - 320.00
Kandy	200.00 - 250.00	70.00 - 80.00	350.00 - 400.00	270.00 - 300.00	-	250.00 - 300.00
Hambantota	250.00 - 280.00	80.00 - 110.00	480.00 - 580.00	250.00 - 320.00	-	350.00 - 430.00
Thambuththegama (DEC)	190.00 - 240.00	40.00 - 60.00	290.00 - 350.00	210.00 - 240.00	-	200.00 - 250.00
Tissamaharama	220.00 - 280.00	60.00 - 100.00	450.00 - 480.00	280.00 - 320.00	-	300.00 - 350.00
Jaffna	160.00 - 180.00	110.00 - 125.00	540.00 - 560.00	170.00 - 190.00	2400.00 - 2450.00	-
Bandarawela	200.00 - 220.00	80.00 - 100.00	-	-	-	-
Veyangoda	250.00 - 280.00	60.00 - 90.00	370.00 - 400.00	220.00 - 290.00	-	250.00 - 280.00

Table 06 (Contd.)

	Long Beans	Ash Plantain	Green Chillies	Lime	Sweet Potatoe	Manioc
Colombo	200.00 - 300.00	250.00 - 300.00	800.00 - 1100.00	140.00 - 160.00	150.00 - 180.00	100.00 - 120.00
Meegoda (DEC)	250.00 - 350.00	280.00 - 320.00	950.00 - 1100.00	150.00 - 180.00	150.00 - 170.00	110.00 - 130.00
Moneragala	250.00 - 300.00	200.00 - 250.00	1100.00 - 1200.00	120.00 - 140.00	160.00 - 180.00	70.00 - 80.00
Dambulla (DEC)	230.00 - 280.00	250.00 - 270.00	1000.00 - 1100.00	100.00 - 110.00	130.00 - 150.00	90.00 - 110.00
Keppetipola (DEC)	260.00 - 270.00	270.00 - 290.00	800.00 - 1000.00	120.00 - 140.00	160.00 - 180.00	100.00 - 110.00
Norochchole (DEC)	150.00 - 200.00	250.00 - 300.00	800.00 - 1000.00	-	-	120.00 - 140.00
Nuwara Eliya	280.00 - 300.00	290.00 - 300.00	1100.00 - 1200.00	140.00 - 160.00	160.00 - 180.00	100.00 - 110.00
Kandy	250.00 - 270.00	250.00 - 270.00	850.00 - 900.00	120.00 - 140.00	150.00 - 170.00	100.00 - 110.00
Hambantota	150.00 - 200.00	200.00 - 250.00	900.00 - 980.00	150.00 - 180.00	200.00 - 250.00	130.00 - 150.00
Thambuththegama (DEC)	100.00 - 150.00	200.00 - 250.00	850.00 - 1000.00	70.00 - 100.00	150.00 - 180.00	70.00 - 90.00
Tissamaharama	100.00 - 160.00	200.00 - 240.00	900.00 - 950.00	130.00 - 200.00	250.00 - 280.00	100.00 - 130.00
Jaffna	350.00 - 360.00	200.00 - 220.00	840.00 - 860.00	100.00 - 110.00	230.00 - 250.00	80.00 - 90.00
Bandarawela	-	-	850.00 - 900.00	-	140.00 - 160.00	80.00 - 100.00
Veyangoda	180.00 - 250.00	300.00 - 320.00	1000.00 - 1100.00	120.00 - 160.00	160.00 - 180.00	100.00 - 130.00

Locations	Leafy Vegetables (Rs/bundle)			Coconut (Rs/nut)	
	Mukunuwenna	Kankun	Gotukola	Large	Small
Colombo	45.00 - 50.00	45.00 - 50.00	280.00 - 300.00	95.00 - 100.00	80.00 - 85.00
Meegoda (DEC)	80.00 - 90.00	80.00 - 90.00	300.00 - 300.00	105.00 - 110.00	90.00 - 95.00
Norochchole (DEC)	50.00 - 60.00	50.00 - 60.00	120.00 - 130.00	80.00 - 95.00	65.00 - 75.00
Nuwara Eliya	-	-	-	-	-
Dambulla (DEC)	30.00 - 35.00	35.00 - 40.00	125.00 - 130.00	80.00 - 85.00	67.00 - 70.00
Kandy	50.00 - 55.00	50.00 - 60.00	270.00 - 280.00	90.00 - 95.00	65.00 - 75.00
Hambantota	60.00 - 70.00	60.00 - 70.00	270.00 - 300.00	-	-
Thambuththegama (DEC)	30.00 - 40.00	30.00 - 40.00	-	75.00 - 80.00	-
Tissamaharama	50.00 - 60.00	50.00 - 60.00	210.00 - 240.00	90.00 - 105.00	65.00 - 80.00
Jaffna	80.00 - 100.00	40.00 - 45.00	180.00 - 200.00	78.00 - 84.00	50.00 - 52.00
Bandarawela	-	-	-	-	-
Veyangoda	35.00 - 40.00	35.00 - 40.00	-	90.00 - 95.00	-

Colombo, Meegoda, Norochchole, Jaffna, Dambulla and Kandy - Gotukola Price Rs/Kg

Table 07: Selected Markets: Retail Price of Vegetables (Rs/kg)

Week 06: 02 - 08 February 2024

LOCATIONS	Up Country Varieties																
	Butter Beans		Green Beans		Carrot		Leeks		Beetroot		Knol Khol		Raddish		Cabbage		Tomato
Colombo	-	460.00 - 800.00	700.00 - 1000.00	380.00 - 700.00	550.00 - 900.00	350.00 - 600.00	220.00 - 400.00	550.00 - 800.00	480.00 - 1000.00								
Gampaha	-	720.00 - 800.00	1000.00 - 1400.00	450.00 - 560.00	600.00 - 600.00	480.00 - 600.00	280.00 - 400.00	600.00 - 720.00	800.00 - 1000.00								
Kurunegala	-	900.00 - 1000.00	800.00 - 1080.00	600.00 - 650.00	700.00 - 800.00	380.00 - 480.00	340.00 - 400.00	700.00 - 750.00	800.00 - 1000.00								
Nikaweratiya	-	800.00 - 1000.00	800.00 - 1200.00	580.00 - 720.00	520.00 - 600.00	380.00 - 400.00	200.00 - 320.00	550.00 - 600.00	720.00 - 800.00								
Dambulla	-	740.00 - 800.00	1200.00 - 1300.00	680.00 - 700.00	600.00 - 640.00	460.00 - 480.00	200.00 - 240.00	600.00 - 640.00	760.00 - 800.00								
Anuradhapura	-	600.00 - 1000.00	1000.00 - 1200.00	700.00 - 800.00	520.00 - 600.00	-	240.00 - 280.00	560.00 - 640.00	800.00 - 1000.00								
Thambuththegama	-	600.00 - 650.00	1200.00 - 1300.00	580.00 - 680.00	460.00 - 500.00	380.00 - 400.00	160.00 - 220.00	500.00 - 580.00	700.00 - 760.00								
Polonnaruwa	-	1000.00 - 1220.00	1300.00 - 1400.00	550.00 - 600.00	550.00 - 600.00	400.00 - 460.00	250.00 - 300.00	550.00 - 600.00	750.00 - 800.00								
Kaluthara	-	900.00 - 940.00	1180.00 - 1200.00	580.00 - 620.00	560.00 - 600.00	460.00 - 480.00	240.00 - 260.00	560.00 - 600.00	840.00 - 880.00								
Badulla	-	800.00 - 1000.00	650.00 - 800.00	520.00 - 800.00	600.00 - 600.00	-	240.00 - 380.00	520.00 - 600.00	800.00 - 1000.00								
Keppetipola	-	700.00 - 800.00	700.00 - 800.00	480.00 - 500.00	600.00 - 650.00	460.00 - 500.00	160.00 - 180.00	560.00 - 580.00	680.00 - 720.00								
Moneragala	-	800.00 - 1000.00	900.00 - 1000.00	600.00 - 640.00	580.00 - 600.00	-	200.00 - 280.00	600.00 - 720.00	720.00 - 800.00								
Kegalle	-	960.00 - 1000.00	1100.00 - 1200.00	640.00 - 680.00	500.00 - 520.00	480.00 - 520.00	280.00 - 320.00	640.00 - 680.00	860.00 - 900.00								
Ampara	-	880.00 - 900.00	1100.00 - 1200.00	640.00 - 700.00	640.00 - 700.00	-	280.00 - 280.00	640.00 - 800.00	880.00 - 1000.00								
Dehiattakandiya	-	800.00 - 840.00	1000.00 - 1200.00	600.00 - 750.00	480.00 - 480.00	380.00 - 380.00	250.00 - 320.00	600.00 - 600.00	700.00 - 750.00								
Nuwaraeliya	-	900.00 - 1000.00	950.00 - 1000.00	500.00 - 550.00	600.00 - 650.00	450.00 - 480.00	180.00 - 200.00	500.00 - 550.00	700.00 - 750.00								
Kandy	-	1100.00 - 1200.00	900.00 - 1000.00	600.00 - 640.00	450.00 - 480.00	400.00 - 480.00	200.00 - 240.00	600.00 - 650.00	800.00 - 900.00								
Puttalam	-	1000.00 - 1200.00	800.00 - 1400.00	720.00 - 800.00	480.00 - 720.00	-	200.00 - 240.00	560.00 - 640.00	720.00 - 900.00								
Hambantota	-	1000.00 - 1200.00	1100.00 - 1200.00	550.00 - 640.00	600.00 - 700.00	400.00 - 480.00	240.00 - 320.00	620.00 - 720.00	720.00 - 800.00								
Rathnapura	-	800.00 - 950.00	1000.00 - 1150.00	600.00 - 650.00	500.00 - 600.00	-	200.00 - 320.00	550.00 - 600.00	800.00 - 800.00								
Matara	-	1000.00 - 1200.00	1000.00 - 1200.00	600.00 - 720.00	600.00 - 720.00	400.00 - 480.00	200.00 - 320.00	650.00 - 800.00	720.00 - 800.00								
Galle	-	900.00 - 1200.00	900.00 - 1200.00	500.00 - 800.00	650.00 - 700.00	360.00 - 400.00	250.00 - 300.00	640.00 - 700.00	740.00 - 800.00								
Tissamaharama	-	850.00 - 1000.00	900.00 - 960.00	550.00 - 600.00	600.00 - 700.00	-	240.00 - 260.00	700.00 - 800.00	700.00 - 750.00								
Meegoda (DEC)	-	850.00 - 1000.00	960.00 - 1300.00	580.00 - 760.00	500.00 - 600.00	480.00 - 560.00	240.00 - 320.00	600.00 - 760.00	700.00 - 880.00								
Embilipitiya	-	550.00 - 600.00	800.00 - 1000.00	500.00 - 600.00	500.00 - 520.00	480.00 - 600.00	160.00 - 240.00	600.00 - 700.00	720.00 - 800.00								
Jaffna	-	450.00 - 480.00	1200.00 - 1250.00	500.00 - 560.00	400.00 - 420.00	-	150.00 - 170.00	540.00 - 560.00	800.00 - 830.00								
Vavuniya	-	700.00 - 800.00	1600.00 - 1700.00	700.00 - 800.00	600.00 - 700.00	-	200.00 - 250.00	700.00 - 800.00	870.00 - 900.00								
Mannar	-	800.00 - 880.00	1200.00 - 1400.00	600.00 - 680.00	620.00 - 680.00	-	320.00 - 360.00	-	800.00 - 880.00								
Killinochchi	-	580.00 - 620.00	1300.00 - 1350.00	780.00 - 820.00	680.00 - 720.00	-	380.00 - 420.00	-	880.00 - 920.00								
Mullaittivu	-	-	-	-	-	-	-	-	-								
Batticaloa	-	900.00 - 1000.00	1200.00 - 1300.00	720.00 - 760.00	650.00 - 700.00	480.00 - 520.00	400.00 - 420.00	-	980.00 - 1000.00								
Trincomalee	-	720.00 - 800.00	1240.00 - 1320.00	680.00 - 700.00	680.00 - 730.00	-	320.00 - 350.00	680.00 - 700.00	880.00 - 1000.00								
Hanguranketha	-	870.00 - 920.00	950.00 - 1000.00	500.00 - 550.00	480.00 - 500.00	350.00 - 400.00	160.00 - 200.00	480.00 - 520.00	700.00 - 750.00								
Veyangoda	-	900.00 - 900.00	900.00 - 1000.00	600.00 - 720.00	600.00 - 800.00	480.00 - 520.00	320.00 - 320.00	600.00 - 720.00	700.00 - 800.00								
Galenbindunuwewa	-	600.00 - 750.00	800.00 - 1200.00	640.00 - 720.00	580.00 - 640.00	-	200.00 - 240.00	480.00 - 680.00	700.00 - 800.00								
Bandarawela	-	700.00 - 760.00	800.00 - 900.00	500.00 - 520.00	500.00 - 560.00	380.00 - 420.00	200.00 - 220.00	460.00 - 500.00	700.00 - 800.00								
Matale	-	760.00 - 800.00	1000.00 - 1100.00	600.00 - 640.00	520.00 - 600.00	460.00 - 480.00	200.00 - 240.00	640.00 - 680.00	900.00 - 1000.00								

Table 07 (Contd.)

LOCATIONS	Low Country Varieties										
	Ladies Fingers	Brinjal	Capsicum	Pumpkin	Cucumber	Bitter Gourd	Snake Gourd	Drumstick	Luffa	Long Beans	
Colombo	250.00 - 420.00	500.00 - 900.00	650.00 - 1000.00	180.00 - 340.00	140.00 - 320.00	350.00 - 700.00	250.00 - 480.00	-	300.00 - 600.00	240.00 - 520.00	
Gampaha	480.00 - 600.00	560.00 - 600.00	1200.00 - 1400.00	320.00 - 360.00	120.00 - 200.00	600.00 - 600.00	400.00 - 480.00	2000.00 - 2000.00	400.00 - 520.00	400.00 - 480.00	
Kurunegala	480.00 - 480.00	500.00 - 600.00	1300.00 - 1400.00	300.00 - 320.00	180.00 - 240.00	600.00 - 680.00	380.00 - 440.00	-	400.00 - 520.00	380.00 - 480.00	
Nikaweratiya	400.00 - 600.00	400.00 - 480.00	1000.00 - 1200.00	240.00 - 320.00	120.00 - 140.00	480.00 - 600.00	320.00 - 320.00	-	400.00 - 480.00	320.00 - 400.00	
Dambulla	460.00 - 480.00	480.00 - 500.00	1200.00 - 1300.00	300.00 - 320.00	160.00 - 220.00	600.00 - 640.00	300.00 - 320.00	-	350.00 - 400.00	300.00 - 400.00	
Anuradhapura	400.00 - 480.00	400.00 - 600.00	1200.00 - 1400.00	280.00 - 360.00	160.00 - 200.00	520.00 - 600.00	360.00 - 480.00	-	360.00 - 520.00	320.00 - 400.00	
Thambuthhegama	350.00 - 380.00	380.00 - 430.00	1250.00 - 1400.00	240.00 - 280.00	100.00 - 160.00	450.00 - 560.00	280.00 - 320.00	-	340.00 - 360.00	220.00 - 260.00	
Polonnaruwa	400.00 - 460.00	540.00 - 600.00	1000.00 - 1300.00	250.00 - 300.00	180.00 - 250.00	550.00 - 600.00	440.00 - 480.00	-	400.00 - 480.00	400.00 - 490.00	
Kaluthara	350.00 - 380.00	520.00 - 560.00	1260.00 - 1300.00	260.00 - 280.00	180.00 - 200.00	560.00 - 580.00	400.00 - 440.00	-	420.00 - 460.00	440.00 - 480.00	
Badulla	400.00 - 600.00	600.00 - 800.00	1000.00 - 1200.00	320.00 - 380.00	180.00 - 240.00	480.00 - 600.00	480.00 - 600.00	-	500.00 - 600.00	360.00 - 400.00	
Keppetipola	360.00 - 400.00	460.00 - 480.00	1000.00 - 1100.00	280.00 - 320.00	160.00 - 180.00	520.00 - 540.00	360.00 - 380.00	-	350.00 - 370.00	340.00 - 360.00	
Moneragala	400.00 - 480.00	520.00 - 600.00	1000.00 - 1200.00	340.00 - 380.00	160.00 - 200.00	520.00 - 600.00	400.00 - 480.00	-	400.00 - 520.00	320.00 - 400.00	
Kegalle	520.00 - 560.00	440.00 - 480.00	1160.00 - 1200.00	320.00 - 360.00	180.00 - 200.00	560.00 - 600.00	440.00 - 480.00	-	450.00 - 480.00	450.00 - 480.00	
Ampara	400.00 - 480.00	520.00 - 560.00	1000.00 - 1400.00	280.00 - 280.00	240.00 - 260.00	-	480.00 - 480.00	-	480.00 - 480.00	400.00 - 400.00	
Dehiattakandiya	400.00 - 520.00	400.00 - 480.00	1200.00 - 1200.00	260.00 - 300.00	200.00 - 220.00	560.00 - 600.00	280.00 - 300.00	-	400.00 - 400.00	280.00 - 300.00	
Nuwaraeliya	400.00 - 420.00	520.00 - 540.00	1100.00 - 1200.00	350.00 - 360.00	200.00 - 220.00	550.00 - 560.00	420.00 - 440.00	-	400.00 - 420.00	400.00 - 420.00	
Kandy	450.00 - 480.00	480.00 - 500.00	1200.00 - 1300.00	300.00 - 320.00	160.00 - 180.00	480.00 - 520.00	360.00 - 400.00	-	400.00 - 450.00	300.00 - 360.00	
Puttalam	400.00 - 480.00	480.00 - 560.00	1300.00 - 1400.00	300.00 - 400.00	200.00 - 240.00	600.00 - 720.00	400.00 - 480.00	-	440.00 - 600.00	360.00 - 440.00	
Rathnapura	375.00 - 400.00	480.00 - 600.00	1000.00 - 1200.00	250.00 - 300.00	160.00 - 180.00	500.00 - 640.00	300.00 - 400.00	-	380.00 - 420.00	320.00 - 400.00	
Hambantota	400.00 - 420.00	400.00 - 480.00	1200.00 - 1250.00	320.00 - 380.00	120.00 - 170.00	520.00 - 600.00	400.00 - 430.00	-	400.00 - 520.00	260.00 - 320.00	
Matara	400.00 - 480.00	520.00 - 600.00	1000.00 - 1200.00	320.00 - 360.00	120.00 - 160.00	600.00 - 720.00	420.00 - 480.00	-	440.00 - 500.00	340.00 - 400.00	
Galle	360.00 - 400.00	480.00 - 600.00	1000.00 - 1300.00	240.00 - 300.00	140.00 - 200.00	600.00 - 680.00	400.00 - 460.00	-	480.00 - 600.00	380.00 - 480.00	
Tissamaharama	400.00 - 460.00	400.00 - 480.00	1200.00 - 1360.00	300.00 - 380.00	120.00 - 180.00	520.00 - 600.00	420.00 - 500.00	-	440.00 - 520.00	200.00 - 240.00	
Meegoda (DEC)	400.00 - 560.00	450.00 - 680.00	1200.00 - 1400.00	280.00 - 360.00	120.00 - 240.00	500.00 - 640.00	350.00 - 480.00	-	400.00 - 560.00	380.00 - 560.00	
Embilipitiya	350.00 - 400.00	400.00 - 480.00	1000.00 - 1100.00	350.00 - 380.00	100.00 - 140.00	600.00 - 720.00	400.00 - 480.00	-	400.00 - 480.00	320.00 - 400.00	
Jaffna	400.00 - 420.00	440.00 - 470.00	800.00 - 820.00	220.00 - 240.00	155.00 - 180.00	600.00 - 620.00	220.00 - 240.00	2500.00 - 2550.00	-	400.00 - 430.00	
Vavuniya	600.00 - 650.00	600.00 - 640.00	1100.00 - 1200.00	280.00 - 320.00	180.00 - 200.00	800.00 - 860.00	350.00 - 400.00	-	400.00 - 450.00	500.00 - 600.00	
Mannar	600.00 - 650.00	580.00 - 600.00	1000.00 - 1250.00	240.00 - 300.00	-	720.00 - 780.00	400.00 - 450.00	1600.00 - 2000.00	-	480.00 - 520.00	
Killinochchi	400.00 - 450.00	580.00 - 620.00	1200.00 - 1250.00	280.00 - 320.00	200.00 - 230.00	-	380.00 - 420.00	-	-	580.00 - 620.00	
Mullaittivu	-	-	-	-	-	-	-	-	-	-	
Batticaloa	580.00 - 600.00	600.00 - 640.00	1200.00 - 1300.00	320.00 - 360.00	200.00 - 220.00	780.00 - 800.00	450.00 - 480.00	-	450.00 - 480.00	600.00 - 650.00	
Trincomalee	540.00 - 580.00	600.00 - 650.00	1175.00 - 1220.00	240.00 - 280.00	200.00 - 220.00	740.00 - 800.00	470.00 - 500.00	-	420.00 - 450.00	540.00 - 580.00	
Hanguranketha	400.00 430.00	450.00 500.00	1050.00 1200.00	250.00 280.00	150.00 180.00	450.00 500.00	300.00 350.00	-	350.00 380.00	330.00 360.00	
Veyangoda	480.00 - 480.00	560.00 - 600.00	1300.00 - 1400.00	320.00 - 320.00	200.00 - 240.00	600.00 - 640.00	480.00 - 480.00	-	480.00 - 520.00	400.00 - 460.00	
Galenbindunuwewa	360.00 - 440.00	400.00 - 480.00	1200.00 - 1300.00	240.00 - 320.00	140.00 - 160.00	600.00 - 640.00	360.00 - 480.00	-	350.00 - 480.00	280.00 - 400.00	
Bandarawela	400.00 - 420.00	460.00 - 500.00	1000.00 - 1200.00	300.00 - 320.00	200.00 - 220.00	500.00 - 600.00	400.00 - 460.00	-	400.00 - 420.00	380.00 - 400.00	
Matale	540.00 - 560.00	640.00 - 680.00	1200.00 - 1400.00	320.00 - 360.00	120.00 - 160.00	600.00 - 640.00	400.00 - 480.00	-	360.00 - 400.00	440.00 - 480.00	

Table 07 (Contd.)

LOCATIONS	Low Country Varieties					Leafy Vegetable			Coconut (Rs/nut)	
	Ash Plantain	Green Chillies	Lime	Sweet Potato	Manioc	Mukunuwenna	Kankun	Gotukola	Large	Small
Colombo	320.00 - 500.00	1200.00 - 2400.00	300.00 - 1000.00	150.00 - 320.00	150.00 - 240.00	60.00 - 100.00	60.00 - 100.00	100.00 - 120.00	105.00 - 120.00	85.00 - 100.00
Gampaha	400.00 - 400.00	1500.00 - 1800.00	300.00 - 400.00	240.00 - 280.00	200.00 - 240.00	60.00 - 70.00	60.00 - 70.00	30.00 - 30.00	110.00 - 130.00	80.00 - 100.00
Kurunegala	380.00 - 440.00	1300.00 - 1400.00	250.00 - 300.00	240.00 - 280.00	180.00 - 220.00	50.00 - 60.00	50.00 - 60.00	30.00 - 50.00	100.00 - 110.00	90.00 - 90.00
Nikaweratiya	400.00 - 520.00	1300.00 - 1600.00	240.00 - 300.00	240.00 - 260.00	160.00 - 200.00	50.00 - 50.00	50.00 - 50.00	60.00 - 60.00	80.00 - 90.00	65.00 - 75.00
Dambulla	350.00 - 400.00	1400.00 - 1500.00	250.00 - 300.00	260.00 - 280.00	180.00 - 200.00	60.00 - 70.00	60.00 - 70.00	50.00 - 60.00	100.00 - 120.00	80.00 - 85.00
Anuradhapura	400.00 - 520.00	1200.00 - 1800.00	200.00 - 280.00	200.00 - 280.00	200.00 - 240.00	50.00 - 60.00	50.00 - 60.00	50.00 - 60.00	100.00 - 110.00	70.00 - 90.00
Thambuththegama	300.00 - 350.00	1200.00 - 1300.00	200.00 - 250.00	280.00 - 320.00	150.00 - 200.00	40.00 - 50.00	40.00 - 50.00	-	80.00 - 100.00	-
Polonnaruwa	300.00 - 320.00	1500.00 - 1700.00	350.00 - 400.00	250.00 - 300.00	200.00 - 260.00	50.00 - 60.00	50.00 - 50.00	50.00 - 50.00	88.00 - 95.00	75.00 - 80.00
Kaluthara	400.00 - 420.00	1120.00 - 1180.00	280.00 - 320.00	240.00 - 260.00	200.00 - 240.00	70.00 - 80.00	70.00 - 80.00	80.00 - 90.00	110.00 - 120.00	90.00 - 100.00
Badulla	360.00 - 420.00	1200.00 - 1400.00	320.00 - 400.00	-	160.00 - 200.00	80.00 - 100.00	100.00 - 100.00	100.00 - 100.00	80.00 - 100.00	65.00 - 75.00
Keppetipola	350.00 - 370.00	1100.00 - 1200.00	250.00 - 280.00	250.00 - 260.00	160.00 - 190.00	70.00 - 75.00	70.00 - 75.00	65.00 - 70.00	110.00 - 115.00	95.00 - 100.00
Moneragala	320.00 - 340.00	1200.00 - 1500.00	200.00 - 240.00	240.00 - 260.00	80.00 - 100.00	60.00 - 70.00	60.00 - 70.00	60.00 - 70.00	90.00 - 100.00	60.00 - 70.00
Kegalle	340.00 - 360.00	1300.00 - 1400.00	260.00 - 300.00	280.00 - 320.00	160.00 - 200.00	70.00 - 80.00	70.00 - 80.00	40.00 - 50.00	110.00 - 120.00	90.00 - 100.00
Ampara	-	1350.00 - 1400.00	300.00 - 350.00	280.00 - 300.00	100.00 - 120.00	75.00 - 80.00	50.00 - 60.00	60.00 - 60.00	80.00 - 85.00	70.00 - 75.00
Dehiattakandiya	400.00 - 420.00	1700.00 - 1800.00	240.00 - 320.00	200.00 - 220.00	100.00 - 160.00	50.00 - 70.00	50.00 - 70.00	50.00 - 70.00	75.00 - 80.00	65.00 - 70.00
Nuwaraeliya	420.00 - 430.00	1300.00 - 1350.00	280.00 - 320.00	260.00 - 280.00	190.00 - 200.00	75.00 - 85.00	75.00 - 85.00	65.00 - 70.00	110.00 - 114.00	98.00 - 100.00
Kandy	360.00 - 400.00	1600.00 - 1800.00	300.00 - 360.00	200.00 - 240.00	160.00 - 200.00	60.00 - 70.00	60.00 - 70.00	50.00 - 60.00	100.00 - 110.00	75.00 - 80.00
Puttalam	280.00 - 320.00	1200.00 - 1400.00	200.00 - 240.00	280.00 - 350.00	200.00 - 240.00	60.00 - 70.00	60.00 - 70.00	40.00 - 40.00	90.00 - 100.00	70.00 - 85.00
Rathnapura	315.00 - 330.00	1300.00 - 1600.00	250.00 - 350.00	250.00 - 280.00	140.00 - 160.00	80.00 - 80.00	80.00 - 80.00	80.00 - 100.00	110.00 - 130.00	80.00 - 90.00
Hambanthota	280.00 - 320.00	1200.00 - 1300.00	220.00 - 250.00	230.00 - 280.00	150.00 - 200.00	70.00 - 80.00	70.00 - 80.00	90.00 - 100.00	110.00 - 120.00	70.00 - 90.00
Matara	300.00 - 320.00	1500.00 - 1600.00	250.00 - 300.00	250.00 - 280.00	160.00 - 180.00	70.00 - 80.00	70.00 - 80.00	90.00 - 110.00	110.00 - 130.00	85.00 - 95.00
Galle	320.00 - 400.00	1200.00 - 1500.00	250.00 - 320.00	200.00 - 280.00	160.00 - 200.00	70.00 - 70.00	60.00 - 70.00	80.00 - 80.00	120.00 - 130.00	90.00 - 100.00
Tissamaharama	280.00 - 300.00	1000.00 - 1200.00	240.00 - 280.00	280.00 - 320.00	150.00 - 200.00	60.00 - 70.00	60.00 - 70.00	80.00 - 100.00	100.00 - 120.00	80.00 - 90.00
Meegoda (DEC)	360.00 - 520.00	1300.00 - 1500.00	360.00 - 400.00	240.00 - 320.00	160.00 - 220.00	100.00 - 100.00	100.00 - 100.00	120.00 - 120.00	120.00 - 130.00	90.00 - 100.00
Embilipitiya	280.00 - 300.00	1250.00 - 1400.00	160.00 - 200.00	320.00 - 380.00	140.00 - 180.00	70.00 - 80.00	60.00 - 80.00	100.00 - 130.00	110.00 - 130.00	70.00 - 100.00
Jaffna	240.00 - 260.00	900.00 - 950.00	140.00 - 160.00	280.00 - 320.00	120.00 - 140.00	110.00 - 120.00	50.00 - 60.00	75.00 - 80.00	90.00 - 110.00	60.00 - 65.00
Vavuniya	260.00 - 300.00	1400.00 - 1600.00	-	250.00 - 300.00	180.00 - 200.00	60.00 - 70.00	60.00 - 70.00	120.00 - 150.00	80.00 - 90.00	60.00 - 70.00
Mannar	300.00 - 340.00	1200.00 - 1400.00	320.00 - 400.00	200.00 - 250.00	160.00 - 180.00	50.00 - 60.00	50.00 - 60.00	50.00 - 60.00	90.00 - 100.00	70.00 - 80.00
Killinochchi	340.00 - 360.00	1600.00 - 1650.00	300.00 - 340.00	300.00 - 330.00	150.00 - 170.00	60.00 - 65.00	50.00 - 55.00	55.00 - 60.00	90.00 - 100.00	50.00 - 60.00
Mullaittivu	-	-	-	-	-	-	-	-	-	-
Batticaloa	450.00 - 480.00	1400.00 - 1500.00	320.00 - 350.00	280.00 - 300.00	160.00 - 180.00	90.00 - 100.00	50.00 - 50.00	50.00 - 50.00	90.00 - 90.00	50.00 - 60.00
Trincomalee	420.00 450.00	1100.00 1200.00	300.00 330.00	280.00 320.00	160.00 180.00	70.00 75.00	60.00 65.00	50.00 55.00	100.00 120.00	65.00 74.00
Hanguranketha	360.00 - 380.00	1100.00 - 1200.00	250.00 - 350.00	220.00 - 250.00	150.00 - 180.00	50.00 - 60.00	50.00 - 60.00	40.00 - 50.00	95.00 - 110.00	70.00 - 80.00
Veyangoda	400.00 - 480.00	1300.00 - 1400.00	300.00 - 320.00	280.00 - 300.00	200.00 - 200.00	60.00 - 70.00	60.00 - 70.00	30.00 - 30.00	120.00 - 120.00	90.00 - 100.00
Galenbindunuwewa	260.00 - 280.00	1200.00 - 1400.00	200.00 - 280.00	240.00 - 320.00	160.00 - 200.00	50.00 - 60.00	50.00 - 60.00	50.00 - 60.00	80.00 - 100.00	60.00 - 70.00
Bandarawela	360.00 - 380.00	1000.00 - 1200.00	300.00 - 400.00	240.00 - 260.00	180.00 - 200.00	50.00 - 60.00	60.00 - 70.00	60.00 - 70.00	100.00 - 110.00	80.00 - 85.00
Matale	440.00 - 480.00	1300.00 - 1400.00	240.00 - 320.00	280.00 - 320.00	160.00 - 170.00	60.00 - 70.00	70.00 - 80.00	70.00 - 80.00	100.00 - 110.00	70.00 - 85.00

Table 08: Selected Markets: Retail Price of Fruits (Rs/each & Rs/kg)

Week 06: 02 - 08 February 2024

LOCATIONS	Banana					Pineapple			Mango	
	Ambul (Rs/kg)	Kolikuttu (Rs/kg)	Seeni (Rs/kg)	Anamalu	Ambun	Large	Medium	Small	Betti	Karthakolomban
Colombo	200.00 - 300.00	450.00 - 550.00	150.00 - 280.00	30.00 - 42.00	35.00 - 56.00	480.00 - 650.00	380.00 - 550.00	280.00 - 450.00	-	66.00 - 200.00
Gampaha	200.00 - 200.00	300.00 - 350.00	180.00 - 200.00	24.00 - 25.00	38.00 - 40.00	800.00 - 1000.00	600.00 - 750.00	280.00 - 350.00	-	-
Kurunegala	160.00 - 240.00	400.00 - 400.00	150.00 - 200.00	20.00 - 25.00	45.00 - 50.00	700.00 - 800.00	400.00 - 500.00	250.00 - 300.00	-	-
Nikaweratiya	220.00 - 240.00	400.00 - 450.00	180.00 - 220.00	-	43.00 - 47.00	900.00 - 1000.00	750.00 - 850.00	650.00 - 700.00	-	-
Dambulla	180.00 - 200.00	450.00 - 460.00	180.00 - 200.00	-	48.00 - 50.00	800.00 - 900.00	600.00 - 650.00	350.00 - 380.00	70.00 - 80.00	-
Anuradhapura	180.00 - 240.00	450.00 - 500.00	180.00 - 200.00	30.00 - 35.00	40.00 - 45.00	900.00 - 1000.00	750.00 - 820.00	600.00 - 670.00	-	-
Thambuththegama	190.00 - 220.00	400.00 - 480.00	160.00 - 200.00	28.00 - 30.00	48.00 - 50.00	825.00 - 900.00	660.00 - 720.00	-	-	-
Polonnaruwa	240.00 - 260.00	420.00 - 500.00	140.00 - 160.00	30.00 - 35.00	-	900.00 - 980.00	700.00 - 750.00	600.00 - 650.00	-	-
Kaluthara	220.00 - 250.00	380.00 - 420.00	180.00 - 210.00	30.00 - 38.00	42.00 - 44.00	-	700.00 - 740.00	500.00 - 540.00	-	-
Badulla	180.00 - 200.00	500.00 - 550.00	160.00 - 200.00	20.00 - 25.00	35.00 - 38.00	-	540.00 - 650.00	-	-	-
Keppetipola	190.00 - 220.00	460.00 - 480.00	160.00 - 170.00	26.00 - 28.00	45.00 - 48.00	-	600.00 - 620.00	400.00 - 420.00	-	-
Moneragala	140.00 - 160.00	340.00 - 400.00	100.00 - 120.00	25.00 - 30.00	30.00 - 35.00	820.00 - 990.00	600.00 - 720.00	-	-	-
Kegalle	180.00 - 200.00	450.00 - 520.00	180.00 - 220.00	20.00 - 25.00	25.00 - 30.00	780.00 - 800.00	650.00 - 750.00	400.00 - 500.00	-	-
Ampara	160.00 - 180.00	350.00 - 380.00	120.00 - 130.00	24.00 - 30.00	30.00 - 37.00	780.00 - 780.00	600.00 - 700.00	-	-	-
Dehiattakandiya	150.00 - 200.00	500.00 - 550.00	120.00 - 160.00	-	40.00 - 50.00	-	600.00 - 700.00	500.00 - 580.00	-	-
Nuwaraeliya	220.00 - 230.00	520.00 - 540.00	180.00 - 200.00	30.00 - 32.00	47.00 - 50.00	-	640.00 - 660.00	440.00 - 450.00	-	-
Kandy	220.00 - 250.00	450.00 - 500.00	180.00 - 200.00	25.00 - 30.00	40.00 - 45.00	850.00 - 900.00	500.00 - 550.00	350.00 - 400.00	-	150.00 - 160.00
Puttalam	170.00 - 250.00	450.00 - 500.00	180.00 - 250.00	20.00 - 25.00	-	-	550.00 - 650.00	450.00 - 500.00	-	-
Rathnapura	180.00 - 200.00	400.00 - 450.00	180.00 - 200.00	27.00 - 31.00	41.00 - 50.00	-	550.00 - 650.00	350.00 - 450.00	-	-
Hambantota	180.00 - 200.00	350.00 - 400.00	160.00 - 180.00	25.00 - 28.00	30.00 - 33.00	950.00 - 980.00	750.00 - 800.00	400.00 - 450.00	-	-
Matara	160.00 - 200.00	350.00 - 370.00	150.00 - 160.00	21.00 - 23.00	34.00 - 35.00	940.00 - 1000.00	740.00 - 800.00	400.00 - 450.00	-	-
Galle	200.00 - 240.00	400.00 - 480.00	160.00 - 200.00	36.00 - 38.00	38.00 - 40.00	800.00 - 860.00	650.00 - 700.00	560.00 - 580.00	-	-
Tissamaharama	180.00 - 200.00	350.00 - 380.00	160.00 - 170.00	28.00 - 32.00	30.00 - 36.00	780.00 - 800.00	600.00 - 700.00	450.00 - 550.00	-	-
Meegoda (DEC)	180.00 - 200.00	340.00 - 380.00	180.00 - 180.00	41.00 - 43.00	41.00 - 43.00	986.00 - 1020.00	750.00 - 780.00	580.00 - 600.00	-	-
Embilipitiya	100.00 - 120.00	250.00 - 300.00	100.00 - 130.00	25.00 - 30.00	30.00 - 40.00	-	500.00 - 600.00	400.00 - 450.00	-	-
Jaffna	140.00 - 160.00	280.00 - 300.00	90.00 - 100.00	-	-	900.00 - 1000.00	650.00 - 800.00	500.00 - 600.00	-	-
Vavuniya	140.00 - 160.00	400.00 - 450.00	180.00 - 200.00	30.00 - 40.00	-	900.00 - 1000.00	700.00 - 800.00	400.00 - 500.00	-	120.00 - 150.00
Mannar	150.00 - 180.00	400.00 - 450.00	140.00 - 160.00	30.00 - 34.00	-	850.00 - 900.00	680.00 - 720.00	540.00 - 600.00	-	-
Killinochchi	180.00 - 200.00	440.00 - 460.00	170.00 - 190.00	34.00 - 36.00	-	850.00 - 900.00	680.00 - 720.00	550.00 - 600.00	-	-
Mullaittivu	-	-	-	-	-	-	-	-	-	-
Batticaloa	180.00 - 200.00	500.00 - 520.00	150.00 - 160.00	24.00 - 25.00	-	780.00 - 800.00	600.00 - 620.00	540.00 - 560.00	-	-
Trincomalee	200.00 - 230.00	500.00 - 540.00	160.00 - 180.00	-	-	-	740.00 - 770.00	550.00 - 600.00	-	-
Veyangoda	220.00 - 250.00	400.00 - 450.00	200.00 - 220.00	20.00 - 25.00	33.00 - 44.00	950.00 - 1000.00	800.00 - 850.00	650.00 - 700.00	-	-
Galenbindunuwewa	180.00 - 200.00	350.00 - 400.00	150.00 - 160.00	30.00 - 35.00	40.00 - 50.00	900.00 - 1000.00	750.00 - 850.00	620.00 - 700.00	-	-
Bandarawela	180.00 - 200.00	400.00 - 450.00	160.00 - 180.00	28.00 - 30.00	34.00 - 35.00	-	740.00 - 760.00	540.00 - 560.00	-	-
Matale	180.00 - 200.00	400.00 - 480.00	160.00 - 180.00	28.00 - 35.00	38.00 - 40.00	840.00 - 880.00	580.00 - 650.00	420.00 - 450.00	-	-

Table 08 (Contd.)

LOCATIONS	Mango		Other Fruits							
	Vilad	Kohu	Papaw (Rs/kg)	Passion	Wood Apple	Orange	Avocado	Slime Apple	Grapes (Rs/kg)	King Coconut
Colombo	-	-	180.00 - 350.00	65.00 - 100.00	40.00 - 120.00	180.00 - 250.00	260.00 - 300.00	50.00 - 120.00	1500.00 - 2500.00	100.00 - 150.00
Gampaha	-	-	200.00 - 200.00	140.00 - 180.00	70.00 - 80.00	100.00 - 120.00	200.00 - 200.00	50.00 - 80.00	2800.00 - 2800.00	100.00 - 120.00
Kurunegala	-	-	180.00 - 200.00	80.00 - 80.00	80.00 - 80.00	100.00 - 100.00	140.00 - 150.00	50.00 - 70.00	2500.00 - 2500.00	120.00 - 130.00
Nikaweratiya	-	-	170.00 - 200.00	-	-	80.00 - 100.00	-	80.00 - 100.00	2300.00 - 2500.00	100.00 - 120.00
Dambulla	-	30.00 - 35.00	220.00 - 260.00	-	70.00 - 80.00	100.00 - 130.00	120.00 - 150.00	60.00 - 80.00	2300.00 - 2500.00	130.00 - 150.00
Anuradhapura	-	-	180.00 - 200.00	-	50.00 - 60.00	100.00 - 120.00	-	60.00 - 100.00	2000.00 - 2800.00	130.00 - 160.00
Thambuththegama	-	-	190.00 - 230.00	-	-	-	-	50.00 - 80.00	2000.00 - 2300.00	100.00 - 100.00
Polonnaruwa	-	-	180.00 - 220.00	-	50.00 - 60.00	-	-	50.00 - 60.00	2000.00 - 2500.00	120.00 - 130.00
Kaluthara	-	-	220.00 - 260.00	-	85.00 - 95.00	80.00 - 100.00	-	90.00 - 110.00	2200.00 - 2400.00	120.00 - 140.00
Badulla	-	-	300.00 - 320.00	-	60.00 - 100.00	-	-	100.00 - 150.00	2500.00 - 2700.00	150.00 - 150.00
Keppetipola	-	-	280.00 - 290.00	-	80.00 - 90.00	-	190.00 - 200.00	80.00 - 90.00	2250.00 - 2350.00	120.00 - 130.00
Moneragala	-	-	200.00 - 240.00	-	50.00 - 60.00	80.00 - 120.00	-	60.00 - 80.00	2200.00 - 2400.00	100.00 - 120.00
Kegalle	-	20.00 - 30.00	220.00 - 250.00	-	50.00 - 60.00	100.00 - 100.00	-	40.00 - 60.00	2400.00 - 2500.00	130.00 - 140.00
Ampara	-	-	210.00 - 240.00	-	-	-	-	-	2000.00 - 2000.00	100.00 - 140.00
Dehiattakandiya	-	-	150.00 - 250.00	-	60.00 - 70.00	-	-	40.00 - 60.00	2500.00 - 2800.00	100.00 - 130.00
Nuwaraeliya	-	-	300.00 - 320.00	55.00 - 58.00	75.00 - 85.00	-	220.00 - 230.00	90.00 - 100.00	2200.00 - 2400.00	140.00 - 150.00
Kandy	-	-	230.00 - 250.00	50.00 - 60.00	60.00 - 70.00	130.00 - 150.00	150.00 - 180.00	60.00 - 70.00	2000.00 - 2500.00	120.00 - 140.00
Puttalam	-	-	180.00 - 240.00	-	-	60.00 - 65.00	-	-	2800.00 - 2800.00	120.00 - 140.00
Hambantota	-	-	210.00 - 230.00	-	45.00 - 55.00	100.00 - 120.00	-	40.00 - 50.00	2000.00 - 2100.00	100.00 - 120.00
Rathnapura	-	-	200.00 - 250.00	-	50.00 - 50.00	-	-	40.00 - 50.00	2300.00 - 2500.00	100.00 - 150.00
Matara	-	-	200.00 - 220.00	110.00 - 125.00	70.00 - 80.00	90.00 - 130.00	200.00 - 250.00	40.00 - 50.00	2000.00 - 2000.00	100.00 - 130.00
Galle	-	-	200.00 - 260.00	110.00 - 120.00	60.00 - 65.00	-	180.00 - 250.00	80.00 - 100.00	2500.00 - 2500.00	120.00 - 150.00
Tissamaharama	-	-	200.00 - 240.00	-	35.00 - 40.00	100.00 - 150.00	90.00 - 100.00	40.00 - 50.00	2300.00 - 2500.00	100.00 - 120.00
Meegoda (DEC)	-	-	200.00 - 200.00	-	60.00 - 70.00	-	-	-	2000.00 - 2500.00	100.00 - 120.00
Embilipitiya	-	-	220.00 - 240.00	-	50.00 - 60.00	120.00 - 140.00	-	25.00 - 40.00	2000.00 - 2500.00	120.00 - 140.00
Jaffna	-	-	130.00 - 140.00	-	40.00 - 50.00	-	140.00 - 160.00	-	2800.00 - 2900.00	150.00 - 160.00
Vavuniya	-	-	150.00 - 170.00	150.00 - 160.00	50.00 - 60.00	-	-	-	2100.00 - 2450.00	120.00 - 140.00
Mannar	-	-	160.00 - 200.00	-	50.00 - 55.00	-	-	100.00 - 150.00	2400.00 - 2700.00	140.00 - 150.00
Killinochchi	-	-	180.00 - 200.00	-	50.00 - 60.00	-	-	-	2400.00 - 2500.00	140.00 - 150.00
Mullaittivu	-	-	-	-	-	-	-	-	-	-
Batticaloa	60.00 - 70.00	-	220.00 - 250.00	90.00 - 100.00	90.00 - 100.00	60.00 - 70.00	210.00 - 220.00	-	2000.00 - 2100.00	130.00 - 140.00
Trincomalee	40.00 - 44.00	43.00 - 44.00	160.00 - 180.00	-	-	74.00 - 76.00	-	-	2420.00 - 2450.00	130.00 - 140.00
Veyangoda	-	-	250.00 - 280.00	100.00 - 100.00	70.00 - 80.00	100.00 - 130.00	-	60.00 - 70.00	2200.00 - 2800.00	120.00 - 130.00
Galenbindunuwewa	-	-	150.00 - 200.00	-	-	-	-	-	2500.00 - 2800.00	120.00 - 130.00
Bandarawela	-	-	230.00 - 250.00	-	60.00 - 80.00	100.00 - 120.00	-	60.00 - 80.00	2200.00 - 2400.00	120.00 - 140.00
Matale	-	-	200.00 - 240.00	-	90.00 - 100.00	70.00 - 80.00	-	70.00 - 80.00	2500.00 - 2600.00	100.00 - 130.00

Table 09: Selected Markets: Wholesale Price of Fresh Fish & Eggs (Rs/kg & Rs/egg)

Week 06: 02 - 08 February 2024

Locations	Sea Fish					
	Salaya	Hurulla	Balaya	Kelawalla	Thora	Paraw
Colombo	200.00 – 300.00	450.00 – 650.00	600.00 – 800.00	950.00 – 1400.00	1700.00 – 2500.00	1000.00 – 1550.00
Kandy	350.00 – 400.00	650.00 – 700.00	750.00 – 900.00	1100.00 – 1200.00	2100.00 – 2200.00	1300.00 – 1400.00
Kaluthara	300.00 – 360.00	780.00 – 820.00	600.00 – 650.00	1150.00 – 1200.00	-	1120.00 – 1160.00
Puttalam	380.00 – 450.00	550.00 – 650.00	650.00 – 750.00	1000.00 – 1200.00	2000.00 – 2350.00	880.00 – 1100.00
Matara	280.00 – 320.00	730.00 – 800.00	800.00 – 950.00	1400.00 – 1550.00	-	-
Hambantota	350.00 – 450.00	-	850.00 – 900.00	1100.00 – 1200.00	1600.00 – 1700.00	-
Galle	-	-	600.00 – 650.00	900.00 – 950.00	1200.00 – 1400.00	1000.00 – 1100.00
Batticaloa	300.00 – 400.00	600.00 – 800.00	1400.00 – 1500.00	600.00 – 700.00	1400.00 – 1550.00	1400.00 – 1500.00
Trincomalee	370.00 – 400.00	750.00 – 800.00	1150.00 – 1180.00	1700.00 – 1800.00	1850.00 – 1900.00	1680.00 – 1750.00
Mannar	200.00 – 230.00	400.00 – 450.00	-	-	-	850.00 – 900.00

Locations	Sea Fish				Eggs	
	Mora	Shrimps	Thalapath	Teppeli	Brown	White
Colombo	850.00 – 1000.00	1400.00 – 1650.00	1650.00 – 2200.00	-	58.00 – 59.00	56.00 – 57.00
Kandy	1100.00 – 1200.00	1600.00 – 1650.00	1900.00 – 2000.00	-	57.00 – 58.00	55.00 – 57.00
Kaluthara	-	-	1550.00 – 1600.00	-	-	-
Puttalam	950.00 – 1250.00	1100.00 – 1200.00	2240.00 – 2350.00	-	57.00 – 58.00	55.00 – 57.00
Matara	800.00 – 950.00	1650.00 – 1800.00	-	-	55.00 – 56.00	51.00 – 52.00
Hambantota	-	1650.00 – 1700.00	-	-	-	55.00 – 56.00
Galle	800.00 – 850.00	-	-	-	56.00 – 56.00	56.00 – 57.00
Batticaloa	900.00 – 1000.00	1000.00 – 1100.00	1900.00 – 2000.00	-	60.00 – 62.00	60.00 – 61.00
Trincomalee	1650.00 – 1680.00	1000.00 – 1080.00	-	-	56.00 – 57.00	52.00 – 53.00
Mannar	-	950.00 – 1000.00	-	-	-	-

Table 10: Selected Markets: Wholesale Price of Dried Fish (Rs/50kg)

Week 06: 02 - 08 February 2024

Locations	Local Dried Fish					
	Sprats	Kattawa	Thora	Mora	Balaya	Anguluwa
Colombo	82500 – 90000	-	-	87500 – 92500	45000 – 55000	-
Kandy	75000 – 80000	-	-	92500 – 95000	50000 – 55000	50000 – 52500
Batticaloa	50000 – 55000	80000 – 82500	-	95000 – 100000	50000 – 55000	45000 – 50000
Trincomalee	59000 – 60000	-	-	-	48000 – 48750	39500 – 40500
Mannar	52500 – 55000	80000 – 82500	-	80000 – 85000	45000 – 50000	35000 – 40000

Locations	Local Dried Fish			Imported Dried Fish		
	Maduwa	Koduwa	Salaya	Sprats	Kattawa	Thora
Colombo	67500 – 72500	-	22500 – 27500	47500 – 55000	65000 – 72500	-
Kandy	70000 – 72500	-	27500 – 32500	47000 – 54000	70000 – 72500	-
Batticaloa	45000 – 48500	-	-	55000 – 60000	-	-
Trincomalee	45000 – 46500	-	33000 – 34000	47000 – 48000	-	-
Mannar	47500 – 50000	45000 – 47500	35000 – 37500	52500 – 55000	-	-

Locations	Imported Dried Fish					
	Mora	Balaya	Anguluwa	Maduwa	Koduwa	Salaya
Colombo	-	-	72500 – 77500	-	-	-
Kandy	-	-	-	-	-	-
Batticaloa	-	-	-	-	-	-
Trincomalee	-	-	-	-	-	-
Mannar	-	-	-	-	-	-

Table 11: Selected Markets: Retail Price of Fresh Fish & Eggs (Rs/kg & Rs/eggs)

Week 06: 02 - 08 February 2024

LOCATIONS	Sea Fish									Eggs	
	Salaya	Hurulla	Balaya	Kelawalla	Thora	Paraw	Mora	Thalapath	Brown	White	
Colombo	500.00 - 600.00	720.00 - 1000.00	1100.00 - 1800.00	1500.00 - 2600.00	2700.00 - 4000.00	1500.00 - 2600.00	-	2000.00 - 2800.00	54.00 - 56.00	51.00 - 54.00	
Gampaha	600.00 - 600.00	-	-	1800.00 - 1800.00	-	2000.00 - 2000.00	-	2400.00 - 2400.00	62.00 - 63.00	60.00 - 60.00	
Kurunegala	600.00 - 660.00	800.00 - 800.00	1200.00 - 1400.00	1800.00 - 2000.00	-	-	-	2300.00 - 2400.00	58.00 - 60.00	52.00 - 55.00	
Nikaweratiya	500.00 - 600.00	900.00 - 900.00	1000.00 - 1400.00	2200.00 - 2200.00	-	1500.00 - 2200.00	-	2600.00 - 2600.00	62.00 - 63.00	56.00 - 62.00	
Dambulla	500.00 - 600.00	900.00 - 1000.00	900.00 - 1000.00	1600.00 - 1800.00	-	1500.00 - 1600.00	1600.00 - 1700.00	2100.00 - 2300.00	61.00 - 62.00	59.00 - 60.00	
Anuradhapura	500.00 - 600.00	900.00 - 950.00	800.00 - 1000.00	1900.00 - 2000.00	2400.00 - 2500.00	1400.00 - 1500.00	-	2200.00 - 2400.00	-	58.00 - 58.00	
Thambuththegama	380.00 - 400.00	900.00 - 1000.00	800.00 - 1100.00	2000.00 - 2000.00	3000.00 - 3200.00	1200.00 - 1200.00	-	2800.00 - 3000.00	57.00 - 58.00	56.00 - 58.00	
Polonnaruwa	450.00 - 500.00	950.00 - 1000.00	1200.00 - 1400.00	1750.00 - 1800.00	2400.00 - 2400.00	1500.00 - 1600.00	1600.00 - 1700.00	2000.00 - 2200.00	56.00 - 58.00	54.00 - 56.00	
Kaluthara	420.00 - 460.00	940.00 - 980.00	850.00 - 880.00	1450.00 - 1550.00	-	2250.00 - 2250.00	-	1980.00 - 2020.00	-	57.00 - 58.00	
Badulla	480.00 - 480.00	620.00 - 1000.00	1400.00 - 1600.00	1400.00 - 2000.00	2500.00 - 2800.00	1200.00 - 1200.00	-	2000.00 - 2400.00	58.00 - 62.00	59.00 - 60.00	
Keppetipola	440.00 - 460.00	860.00 - 900.00	1100.00 - 1200.00	1650.00 - 1750.00	-	1600.00 - 1700.00	1600.00 - 1650.00	2200.00 - 2300.00	58.00 - 62.00	57.00 - 60.00	
Moneragala	500.00 - 550.00	900.00 - 1000.00	800.00 - 1000.00	1800.00 - 2000.00	-	1400.00 - 1500.00	-	2400.00 - 2600.00	58.00 - 60.00	57.00 - 58.00	
Kegalle	500.00 - 600.00	900.00 - 1000.00	1350.00 - 1500.00	1750.00 - 1850.00	-	1700.00 - 1800.00	1800.00 - 1850.00	2500.00 - 2600.00	60.00 - 63.00	56.00 - 58.00	
Ampara	400.00 - 400.00	-	1400.00 - 1400.00	2000.00 - 2000.00	-	-	-	2400.00 - 2400.00	58.00 - 58.00	60.00 - 60.00	
Dehiattakandiya	400.00 - 500.00	-	1200.00 - 1200.00	-	-	-	1600.00 - 1600.00	-	54.00 - 56.00	52.00 - 55.00	
Nuwareliya	450.00 - 460.00	950.00 - 980.00	1200.00 - 1300.00	1700.00 - 1800.00	-	-	1600.00 - 1700.00	2350.00 - 2450.00	60.00 - 63.00	58.00 - 60.00	
Kandy	460.00 - 500.00	840.00 - 900.00	1000.00 - 1200.00	1760.00 - 1900.00	2500.00 - 2700.00	1600.00 - 1700.00	1500.00 - 1600.00	2400.00 - 2480.00	60.00 - 62.00	58.00 - 60.00	
Puttalam	450.00 - 600.00	700.00 - 800.00	800.00 - 1000.00	1200.00 - 1400.00	2200.00 - 2500.00	1000.00 - 1300.00	1400.00 - 1600.00	2350.00 - 2500.00	58.00 - 59.00	57.00 - 58.00	
Hambantota	550.00 - 600.00	-	1300.00 - 1400.00	2000.00 - 2200.00	2300.00 - 2400.00	-	-	-	-	56.00 - 60.00	
Rathnapura	500.00 - 500.00	900.00 - 900.00	1000.00 - 1000.00	2000.00 - 2000.00	3000.00 - 3000.00	2200.00 - 2200.00	1600.00 - 1600.00	2600.00 - 2600.00	55.00 - 56.00	53.00 - 55.00	
Matara	550.00 - 600.00	900.00 - 1000.00	1400.00 - 1500.00	2000.00 - 2100.00	2200.00 - 2300.00	-	1400.00 - 1500.00	-	56.00 - 58.00	52.00 - 54.00	
Galle	450.00 - 500.00	850.00 - 950.00	1000.00 - 1200.00	1800.00 - 2000.00	2400.00 - 2600.00	1500.00 - 1800.00	1600.00 - 1800.00	2400.00 - 2400.00	56.00 - 58.00	50.00 - 58.00	
Tissamaharama	-	-	1400.00 - 1600.00	2000.00 - 2200.00	2300.00 - 2400.00	-	-	-	-	58.00 - 60.00	
Meegoda	480.00 - 500.00	960.00 - 1000.00	-	2200.00 - 2200.00	-	-	-	2900.00 - 3000.00	58.00 - 58.00	56.00 - 57.00	
Embilipitiya	400.00 - 500.00	600.00 - 700.00	1000.00 - 1200.00	1800.00 - 2000.00	-	1500.00 - 1600.00	-	2100.00 - 2250.00	59.00 - 60.00	56.00 - 58.00	
Jaffna	400.00 - 450.00	800.00 - 850.00	900.00 - 950.00	-	2450.00 - 2600.00	1750.00 - 1850.00	2450.00 - 2600.00	-	60.00 - 62.00	60.00 - 62.00	
Vavuniya	550.00 - 600.00	800.00 - 860.00	1000.00 - 1150.00	1800.00 - 1950.00	-	1500.00 - 1600.00	1850.00 - 1900.00	2200.00 - 2250.00	59.00 - 62.00	57.00 - 60.00	
Mannar	400.00 - 500.00	700.00 - 800.00	800.00 - 1000.00	-	-	1200.00 - 1400.00	1800.00 - 2000.00	-	59.00 - 60.00	56.00 - 58.00	
Killinochchi	450.00 - 500.00	-	1000.00 - 1200.00	-	-	1500.00 - 1600.00	-	-	62.00 - 63.00	58.00 - 60.00	
Mullaitivu	-	-	-	-	-	-	-	-	-	-	
Batticaloa	600.00 - 700.00	1000.00 - 1200.00	1400.00 - 1500.00	2200.00 - 2400.00	2200.00 - 2400.00	2200.00 - 2400.00	1800.00 - 2000.00	2700.00 - 2800.00	62.00 - 63.00	62.00 - 63.00	
Trincomalee	570.00 - 600.00	950.00 - 1000.00	1350.00 - 1400.00	2150.00 - 2200.00	2250.00 - 2300.00	2000.00 - 2150.00	1900.00 - 2000.00	-	58.00 - 60.00	54.00 - 56.00	
Veyangoda	500.00 - 500.00	800.00 - 800.00	-	2000.00 - 2000.00	-	2000.00 - 2000.00	2000.00 - 2000.00	2400.00 - 2400.00	56.00 - 60.00	55.00 - 60.00	
Galenbindunuwewa	500.00 - 500.00	900.00 - 900.00	1000.00 - 1000.00	2000.00 - 2000.00	2500.00 - 2500.00	1400.00 - 2000.00	1600.00 - 1600.00	2400.00 - 2400.00	-	58.00 - 58.00	
Bandarawela	500.00 - 560.00	900.00 - 950.00	900.00 - 1000.00	1800.00 - 1900.00	-	1400.00 - 1500.00	-	2200.00 - 2400.00	58.00 - 60.00	56.00 - 58.00	
Matale	500.00 - 580.00	900.00 - 1000.00	1100.00 - 1200.00	2000.00 - 2200.00	2300.00 - 2400.00	1500.00 - 1600.00	1600.00 - 1700.00	2200.00 - 2300.00	58.00 - 59.00	57.00 - 58.00	

Table 12: Selected Markets: Retail Price of Dried Fish (Rs/kg)

Week 06: 02 - 08 February 2024

LOCATIONS	Dried Fish													
	Sprats-Imported		Kattawa		Thora		Mora		Balaya		Anguluwa		Salaya	
Colombo	1200.00	1500.00	2000.00	2500.00	-	-	2000.00	2600.00	1600.00	1800.00	2200.00	2400.00	1000.00	1100.00
Gampaha	1200.00	1300.00	2000.00	2400.00	3200.00	3200.00	2200.00	2200.00	1400.00	1600.00	2000.00	2200.00	1000.00	1000.00
Kurunegala	1100.00	1300.00	1900.00	2200.00	3000.00	3100.00	2200.00	2400.00	1500.00	1500.00	-	-	900.00	1000.00
Nikaweratiya	1100.00	1400.00	1800.00	2000.00	-	-	1800.00	2000.00	1200.00	1600.00	2000.00	2400.00	-	-
Dambulla	1100.00	1200.00	2300.00	2500.00	-	-	2000.00	2300.00	1200.00	1300.00	1800.00	2000.00	-	-
Anuradhapura	1200.00	1400.00	2000.00	2400.00	-	-	2200.00	2400.00	1200.00	1600.00	2200.00	2600.00	800.00	1000.00
Thambuththegama	1100.00	1300.00	2000.00	2200.00	-	-	-	-	1300.00	1400.00	-	-	900.00	900.00
Polonnaruwa	1300.00	1400.00	1800.00	2000.00	2800.00	2800.00	2200.00	2300.00	1300.00	1400.00	1800.00	2000.00	-	-
Kaluthara	1250.00	1350.00	2000.00	2200.00	-	-	2200.00	2400.00	1500.00	1600.00	2200.00	2400.00	1000.00	1100.00
Badulla	1200.00	1300.00	2000.00	2400.00	-	-	1800.00	2200.00	1200.00	1600.00	-	-	-	-
Keppetipola	1180.00	1280.00	2300.00	2350.00	-	-	2360.00	2400.00	1380.00	1400.00	2160.00	2200.00	950.00	1050.00
Moneragala	1200.00	1400.00	2000.00	2200.00	-	-	2000.00	2200.00	1400.00	1600.00	2000.00	2200.00	800.00	900.00
Kegalle	1150.00	1250.00	2000.00	2150.00	-	-	2000.00	2100.00	1200.00	1300.00	-	-	-	-
Ampara	1180.00	1250.00	2300.00	2300.00	-	-	2200.00	2250.00	1500.00	1600.00	-	-	-	-
Dehiattakandiya	1120.00	1200.00	2400.00	2400.00	-	-	2200.00	2200.00	1400.00	1600.00	-	-	-	-
Nuwaraeliya	1320.00	1340.00	2300.00	2400.00	-	-	2280.00	2320.00	1460.00	1480.00	2150.00	2180.00	960.00	1000.00
Kandy	1200.00	1400.00	2000.00	2400.00	-	-	2300.00	2400.00	1500.00	1600.00	2000.00	2200.00	1000.00	1100.00
Puttalam	1000.00	1300.00	2000.00	2500.00	2400.00	2500.00	2000.00	2150.00	1200.00	1350.00	1350.00	1900.00	800.00	1000.00
Hambantota	1200.00	1250.00	1900.00	2100.00	-	-	-	-	1100.00	1300.00	2000.00	2100.00	-	-
Rathnapura	1200.00	1360.00	2000.00	2400.00	-	-	1800.00	2120.00	1200.00	1440.00	2000.00	2200.00	800.00	800.00
Matara	1200.00	1300.00	2000.00	2100.00	-	-	1800.00	2000.00	1300.00	1500.00	2000.00	2000.00	-	-
Galle	1100.00	1800.00	1800.00	2000.00	-	-	2200.00	2400.00	1300.00	1600.00	1800.00	2000.00	1000.00	1000.00
Tissamaharama	1100.00	1500.00	2000.00	2000.00	-	-	1800.00	2000.00	1300.00	1700.00	2150.00	2150.00	1000.00	1200.00
Meegoda	1100.00	1200.00	2000.00	2400.00	-	-	1900.00	2200.00	1400.00	1600.00	2000.00	2000.00	800.00	800.00
Embilipitiya	1100.00	1400.00	2200.00	2500.00	-	-	2200.00	2400.00	1400.00	1600.00	2200.00	2400.00	800.00	900.00
Jaffna	1100.00	1300.00	1800.00	2000.00	3100.00	3250.00	2150.00	2300.00	1280.00	1350.00	-	-	-	-
Vavuniya	-	-	1700.00	1760.00	-	-	1800.00	1900.00	1100.00	1150.00	-	-	800.00	860.00
Mannar	1150.00	1300.00	1700.00	2000.00	-	-	1800.00	2000.00	1100.00	1200.00	900.00	1000.00	800.00	900.00
Killinochchi	1100.00	1200.00	2400.00	2500.00	-	-	1800.00	1900.00	1200.00	1300.00	1000.00	1100.00	800.00	1000.00
Mullaittivu	-	-	-	-	-	-	-	-	-	-	-	-	-	-
Batticaloa	1200.00	1250.00	1800.00	2000.00	-	-	2100.00	2200.00	1200.00	1300.00	1100.00	1200.00	1000.00	1100.00
Trincomalee	1400.00	1450.00	2240.00	2300.00	-	-	-	-	1200.00	1250.00	1150.00	1200.00	940.00	980.00
Veyangoda	1100.00	1320.00	1800.00	2000.00	-	-	2000.00	2000.00	1300.00	1400.00	1800.00	2200.00	1000.00	1100.00
Galenbindunuwewa	1200.00	1400.00	2000.00	2400.00	-	-	2000.00	2200.00	1400.00	1800.00	2200.00	2400.00	800.00	1000.00
Bandarawela	1200.00	1400.00	2200.00	2400.00	-	-	2000.00	2200.00	1400.00	1500.00	-	-	800.00	900.00
Matale	1200.00	1400.00	2300.00	2400.00	-	-	2200.00	2300.00	1400.00	1500.00	1800.00	2000.00	800.00	800.00

Table 13: Selected Markets: Retail Price of Meat (Rs/kg)

Week 06: 02 - 08 February 2024

LOCATIONS	Meat	Meat (Chicken)		Meat	
	Beef	Broiler	Curry	Mutton	Pork
Colombo	2200.00 - 2500.00	1250.00 - 1410.00	1000.00 - 1400.00	3200.00 - 3400.00	1250.00 - 1300.00
Gampaha	2200.00 - 2200.00	1200.00 - 1250.00	-	3300.00 - 3300.00	1200.00 - 1200.00
Kurunegala	2000.00 - 2200.00	1100.00 - 1200.00	-	3000.00 - 3200.00	1350.00 - 1400.00
Nikaweratiya	2200.00 - 2400.00	1150.00 - 1250.00	-	-	-
Dambulla	-	1200.00 - 1250.00	-	-	1400.00 - 1500.00
Anuradhapura	2000.00 - 2000.00	1100.00 - 1250.00	-	3300.00 - 3400.00	1300.00 - 1450.00
Thambuththegama	2000.00 - 2200.00	1100.00 - 1180.00	1100.00 - 1300.00	-	1450.00 - 1500.00
Polonnaruwa	1800.00 - 1800.00	1200.00 - 1280.00	-	-	-
Kaluthara	2100.00 - 2200.00	1200.00 - 1280.00	-	-	1280.00 - 1320.00
Badulla	2100.00 - 2100.00	1300.00 - 1350.00	-	2900.00 - 2900.00	-
Keppetipola	2100.00 - 2200.00	1150.00 - 1280.00	1380.00 - 1400.00	3000.00 - 3100.00	-
Moneragala	2100.00 - 2100.00	1250.00 - 1350.00	-	2800.00 - 3000.00	1450.00 - 1600.00
Kegalle	2200.00 - 2200.00	1180.00 - 1290.00	-	3000.00 - 3000.00	1500.00 - 1700.00
Ampara	2200.00 - 2200.00	-	1150.00 - 1200.00	-	1500.00 - 1700.00
Dehiattakandiya	1900.00 - 1900.00	1180.00 - 1200.00	-	-	1230.00 - 1500.00
Nuwaraeliya	2200.00 - 2300.00	1180.00 - 1280.00	1390.00 - 1450.00	3200.00 - 3300.00	1500.00 - 1600.00
Kandy	2200.00 - 2200.00	1120.00 - 1140.00	1300.00 - 1350.00	3000.00 - 3100.00	1450.00 - 1500.00
Puttalam	2000.00 - 2200.00	1160.00 - 1300.00	-	3200.00 - 3200.00	-
Hambantota	-	1180.00 - 1200.00	-	-	-
Rathnapura	2200.00 - 2200.00	1100.00 - 1300.00	1200.00 - 1350.00	3200.00 - 3200.00	1200.00 - 1200.00
Matara	-	1180.00 - 1200.00	-	-	-
Galle	2200.00 - 2200.00	1150.00 - 1200.00	-	3200.00 - 3200.00	-
Tissamaharama	-	1150.00 - 1250.00	-	2800.00 - 2800.00	1500.00 - 1650.00
Meegoda	-	1150.00 - 1220.00	1300.00 - 1350.00	3300.00 - 3300.00	1500.00 - 1500.00
Embilipitiya	2150.00 - 2200.00	1100.00 - 1200.00	1200.00 - 1300.00	2900.00 - 3000.00	1450.00 - 1600.00
Jaffna	2000.00 - 2100.00	1150.00 - 1200.00	1450.00 - 1550.00	3450.00 - 3500.00	-
Vavuniya	2000.00 - 2200.00	1350.00 - 1400.00	-	2950.00 - 3100.00	-
Mannar	1800.00 - 2000.00	1360.00 - 1360.00	1600.00 - 1650.00	-	-
Killinochchi	1900.00 - 1950.00	1350.00 - 1400.00	1600.00 - 1650.00	3000.00 - 3200.00	-
Mullaittivu	-	-	-	-	-
Batticaloa	1700.00 - 1800.00	1240.00 - 1260.00	1500.00 - 1600.00	3200.00 - 3400.00	-
Trincomalee	1960.00 - 2000.00	1200.00 - 1300.00	1580.00 - 1640.00	3580.00 - 3600.00	-
Veyangoda	2200.00 - 2200.00	1150.00 - 1150.00	-	2950.00 - 3000.00	1300.00 - 1300.00
Galenbindunuwewa	1900.00 - 1900.00	1140.00 - 1170.00	-	-	1400.00 - 1500.00
Bandarawela	2000.00 - 2200.00	1200.00 - 1250.00	-	3000.00 - 3200.00	-
Matale	2000.00 - 2200.00	1200.00 - 1260.00	1400.00 - 1500.00	2800.00 - 3000.00	1500.00 - 1600.00

Table 14: Colombo: Wholesale Prices (Rs/kg or Rs/piece)

Week 06: 02 - 08 February 2024

COMMODITY	Range	Average Price			Change Compared to		COMMODITY	Range	Average Price			Change Compared to		
		This Week	Last Week	Last Year	Last Week (%)	Last Year (%)			This Week	Last Week	Last Year	Last Week (%)	Last Year (%)	
Rice							Coconut							
Local							Large	95.00 - 100.00	97.22	102.50	94.10	-5.15	3.32	
Samba 1	235.00 - 240.00	237.50	234.75	214.55	1.17	10.70	Small	80.00 - 85.00	82.78	89.25	85.55	-7.25	-3.24	
Samba 2	225.00 - 230.00	228.00	227.25	206.80	0.33	10.25	Fruits (Rs/fruit)							
Keeri Samba	320.00 - 335.00	327.50	316.43	223.50	3.50	46.53	Plantain							
Nadu 1	195.00 - 205.00	198.75	211.25	204.73	-5.92	-2.92	Ambul (Rs/kg)	100.00 - 150.00	122.50	140.77	201.54	-12.98	-39.22	
Nadu 2	190.00 - 193.00	190.75	206.00	197.50	-7.40	-3.42	Kolikuttu (Rs/kg)	200.00 - 300.00	254.17	343.33	395.83	-25.97	-35.79	
Raw (Red)	170.00 - 180.00	175.00	180.63	198.30	-3.12	-11.75	Seeni (Rs/kg)	100.00 - 150.00	128.33	136.67	130.00	-6.10	-1.28	
Raw (White)	190.00 - 200.00	194.44	201.67	194.50	-3.58	-0.03	Anamalu	27.00 - 32.00	28.62	29.17	20.50	-1.90	39.59	
Imported							Ambun	32.00 - 36.00	34.33	35.00	25.67	-1.90	33.75	
Samba	270.00 - 280.00	273.57	#DIV/0!	209.20	#DIV/0!	30.77	Papaw(Rs/kg)	100.00 - 180.00	144.17	143.33	154.29	0.58	-6.56	
Nadu				176.80			Passion Fruit	90.00 - 150.00	113.33	50.09	28.40	126.26	299.06	
Raw (Red)							Pineapple Large	750.00 - 850.00	803.33	443.08	582.50	81.31	37.91	
Raw (White)				169.30			Pineapple Medium	580.00 - 660.00	621.11	353.33	490.00	75.79	26.76	
Dried Chillies							Pineapple Small	480.00 - 540.00	504.44	276.67	390.00	82.33	29.34	
Imported	850.00 - 980.00	907.50	1047.14	1392.00	-13.34	-34.81	Mango							
Onion							Betti				14.44			
Sinnan							Karthakolomban	250.00 - 260.00	255.00	45.00	70.00	466.67	264.29	
Vedalan							Vilad							
Imported	200.00 - 240.00	218.33	450.00	591.50	-51.48	-63.09	Kohu							
Big Onion							Other							
Imported	270.00 - 340.00	308.86	430.00	162.50	-28.17	90.07	Wood Apple	70.00 - 80.00	74.50	30.50	38.90	144.26	91.52	
Local							Orange	50.00 - 70.00	60.00	146.67	49.09	-59.09	22.22	
Potato							Avocado	240.00 - 260.00	252.22	278.33	164.00	-9.38	53.79	
Welimada							Slime Apple	20.00 - 28.00	23.89	55.00	30.89	-56.57	-22.66	
N'Eliya	310.00 - 330.00	315.56	340.00	420.00	-7.19	-24.87	Grapes (Imp., Rs/kg)	1550.00 - 1900.00	1728.57	1375.00	1613.75	25.71	7.12	
Imported	110.00 - 200.00	157.78	168.13	165.30	-6.16	-4.55	King Coconut	100.00 - 120.00	110.00	93.75	106.25	17.33	3.53	
Pulses							Sea Fish							
Green Gram	950.00 - 1050.00	988.33	911.67	1165.00	8.41	-15.16	Salaya	200.00 - 300.00	254.00	325.00	398.00	-21.85	-36.18	
Cowpea (White)	1000.00 - 1050.00	1015.00	1100.00	1300.63	-7.73	-21.96	Hurulla	450.00 - 650.00	543.00	746.00	726.00	-27.21	-25.21	
Cowpea (Red)	850.00 - 950.00	888.33	1150.00	1330.00	-22.75	-33.21	Balaya	600.00 - 800.00	713.00	928.00	818.00	-23.17	-12.84	
Red Dhal	295.00 - 300.00	298.33	299.00	357.80	-0.22	-16.62	Kelawalla	950.00 - 1400.00	1184.00	1388.00	1270.00	-14.70	-6.77	
Vegetable							Thora	1700.00 - 2500.00	2010.00	2580.00	2420.00	-22.09	-16.94	
Beans (Butter)							Paraw	1000.00 - 1550.00	1279.00	1450.00	1163.00	-11.79	9.97	
Beans(Green)	450.00 - 700.00	576.00	475.00	600.00	21.26	-4.00	Mora	850.00 - 1000.00	943.00	1180.00		-20.08	#VALUE!	
Carrot	600.00 - 1000.00	775.00	417.00	232.00	85.85	234.05	Shrimps	1400.00 - 1650.00	1545.00	1720.00	1585.00	-10.17	-2.52	
Leeks	350.00 - 450.00	401.00	220.00	274.00	82.27	46.35	Thalapat	1650.00 - 2200.00	1870.00	1700.00	1730.00	10.00	8.09	
Beetroot	560.00 - 700.00	618.00	398.33	377.50	55.15	63.71	Eggs							
Knolkhol	250.00 - 350.00	295.00	222.00	232.00	32.88	27.16	Brown	58.00 - 59.00	58.50	57.75		1.30	#VALUE!	
Raddish	100.00 - 150.00	123.00	151.00	106.00	-18.54	16.04	White	56.00 - 57.00	56.50	54.50	60.50	3.67	-6.61	
Cabbage	400.00 - 450.00	426.00	370.00	123.00	15.14	246.34	Dried Fish							
Tomato	650.00 - 700.00	676.00	474.00	175.00	42.62	286.29	Sprats	1650.00 - 1800.00	1719.00	1331.00	1343.00	29.15	28.00	
Ladies Fingers	250.00 - 300.00	270.00	135.00	135.00	100.00	100.00	Sprats (Imported)	950.00 - 1100.00	1044.17	978.33	898.33	6.73	16.23	
Brinjal	250.00 - 450.00	354.00	548.00	208.00	-35.40	70.19	Kattawa							
Capsicum	800.00 - 900.00	837.00	448.00	665.00	86.83	25.86	Kattawa (Imported)	1300.00 - 1450.00	1381.00	1268.00	1693.00	8.91	-18.43	
Pumpkin	200.00 - 280.00	238.00	154.00	130.00	54.55	83.08	Thora							
Cucumber	60.00 - 80.00	72.00	112.00	72.00	-35.71	0.00	Thora (Imported)							
Bitter Gourd	350.00 - 400.00	376.00	347.00	304.00	8.36	23.68	Mora	1750.00 - 1850.00	1802.00	1737.00	1765.00	3.74	2.10	
Snake Gourd	200.00 - 280.00	245.00	208.00	227.00	17.79	7.93	Mora (Imported)							
Drumstick							Balaya	900.00 - 1100.00	997.00	917.00	873.00	8.72	14.20	
Luffa	280.00 - 350.00	309.00	344.00	216.00	-10.17	43.06	Balaya (Imported)							
Long Beans	200.00 - 300.00	240.00	147.00	280.00	63.27	-14.29	Anguluwa							
Ash Plantain	250.00 - 300.00	276.00	282.00	217.00	-2.13	27.19	Anguluwa (Imported)	1450.00 - 1550.00	1490.00	1502.00	1686.67	-0.80	-11.66	
Green Chillies	800.00 - 1100.00	970.00	1075.00	305.00	-9.77	218.03	Maduwa	1350.00 - 1450.00	1396.00	1396.00	1195.00	0.00	16.82	
Lime	140.00 - 160.00	151.00	295.00	116.00	-48.81	30.17	Maduwa (Imported)							
Root Crops							Koduwa							
Sweet Potato	150.00 - 180.00	160.00	88.00	136.00	81.82	17.65	Koduwa (Imported)							
Manioc	100.00 - 120.00	111.00	90.00	146.00	23.33	-23.97	Salaya	450.00 - 550.00	501.67	423.33	768.00	18.50	-34.68	
Leafy Vegetable							Salaya (Imported)							
Mukunuwenna	45.00 - 50.00	47.50	50.00	58.00	-5.00	-18.10								
Kankun	45.00 - 50.00	47.50	50.00	58.00	-5.00	-18.10								
Gotukola (Rs/kg)	280.00 - 300.00	290.00	290.00	244.00	0.00	18.85								

This Week: Week 06: 02 - 08 February 2024
 Last Week: Week 05: 26 January-01 February 2024

Table 15: Colombo &Suburbs: Retail Prices (Rs/kg or Rs/piece)
Week 06: 02 - 08 February 2024

COMMODITY	Range	Average Price			Change Compared to		COMMODITY	Range	Average Price			Change Compared to	
		This Week	Last Week	Last Year	Last Week	Last Year (%)			This Week	Last Week	Last Year	Last Week	Last Year (%)
<u>Rice</u>							<u>Coconut</u>						
Local							Large						
Samba 1	230.00 - 260.00	253.60	252.14	228.33	1.46	11.07	105.00 - 120.00	116.25	120.32	111.04	-4.07	4.69	
Samba 2	-	-	-	218.33	-	-	Small	85.00 - 100.00	92.50	96.33	89.95	-3.83	2.83
Keeri Samba	-	#DIV/0!	#DIV/0!	256.00	#DIV/0!	#DIV/0!	<u>Fruits (Rs/fruit)</u>						
Nadu 1	220.00 - 230.00	224.55	224.25	221.21	0.30	1.51	<u>Plantain</u>						
Nadu 2	220.00 - 220.00	220.00	-	214.81	-	-	Ambul (Rs/kg)	200.00 - 300.00	246.96	226.25	267.78	20.71	-7.78
Raw (Red)	190.00 - 220.00	205.79	206.19	215.88	-0.40	-4.67	Kolikuttu (Rs/kg)	450.00 - 550.00	501.76	489.17	520.27	12.59	-3.56
Raw (White)	210.00 - 220.00	215.50	215.24	210.91	0.26	2.18	Seeni (Rs/kg)	150.00 - 280.00	225.45	221.30	222.16	4.15	1.48
Imported							Anamalu						
Samba	-	#DIV/0!	#DIV/0!	220.31	#DIV/0!	#DIV/0!	Ambun	30.00 - 42.00	34.88	38.13	28.15	-3.26	23.89
Nadu	-	-	-	197.07	-	-	Papaw(Rs/kg)	35.00 - 56.00	47.19	49.96	34.60	-2.77	36.39
Raw (Red)	-	-	-	-	-	-	Passion Fruit	180.00 - 350.00	248.50	229.17	297.50	19.33	-16.47
Raw (White)	-	-	-	189.09	-	-	Pineapple Large	65.00 - 100.00	80.00	64.71	45.77	15.29	74.79
<u>Dried Chillies</u>							Pineapple Medium						
Imported	1100.00 - 1300.00	1250.00	1313.64	1791.67	-63.64	-30.23	Pineapple Small	480.00 - 650.00	550.77	524.77	638.67	26.00	-13.76
<u>Onion</u>							Mango						
Sinnan	-	-	-	-	-	-	Betti	-	-	-	-	-	-
Vedalan	-	-	-	-	-	-	Karthakolomban	66.00 - 200.00	-	99.90	144.19	-	-
Imported	480.00 - 600.00	512.22	594.62	730.30	-82.40	-29.86	Vilad	-	-	-	84.00	-	-
<u>Big Onion</u>							Kohu						
Imported	420.00 - 480.00	456.50	510.00	203.94	-53.50	123.84	<u>Other</u>						
<u>Potato</u>							Wood Apple						
Local	-	-	-	-	-	-	Orange	40.00 - 120.00	72.00	62.05	72.79	9.95	-1.09
Welimada	-	-	-	-	-	-	Avocado	180.00 - 250.00	206.00	206.36	110.45	-0.36	86.51
N'Eliya	400.00 - 440.00	417.50	415.63	458.00	1.87	-8.84	Slime Apple	260.00 - 300.00	280.00	-	170.00	-	64.71
Imported	180.00 - 220.00	197.65	212.50	198.75	-14.85	-0.55	Grapes (Imp., Rs/kg)	50.00 - 120.00	80.83	82.47	87.59	-1.64	-7.71
<u>Pulses</u>							King Coconut						
Green Gram	1000.00 - 1400.00	1169.47	1163.04	1292.50	6.43	-9.52	100.00 - 150.00	131.11	143.18	140.48	-12.07	-6.67	
Cowpea (White)	1200.00 - 1400.00	1307.14	1255.00	1375.00	52.14	-4.94	<u>Sea Fish</u>						
Cowpea (Red)	1200.00 - 1400.00	1300.00	1263.64	1374.00	36.36	-5.39	Salaya	500.00 - 600.00	579.33	564.76	602.31	14.57	-3.81
Red Dhal	320.00 - 360.00	339.50	340.80	381.71	-1.30	-11.06	Hurulla	720.00 - 1000.00	868.33	928.46	883.20	-60.13	-1.68
<u>Vegetable</u>							Balaya						
Beans (Butter)	-	-	-	-	-	-	Kelawalla	1100.00 - 1800.00	1337.50	1508.33	1488.33	-170.83	-10.13
Beans(Green)	460.00 - 800.00	678.70	668.97	699.63	9.73	-2.99	Thora	1500.00 - 2600.00	2134.62	2139.47	2350.00	-4.85	-9.17
Carrot	700.00 - 1000.00	807.50	598.46	354.07	209.04	128.06	Paraw	2700.00 - 4000.00	3258.33	3453.33	3272.22	-195.00	-0.42
Leeks	380.00 - 700.00	531.82	388.85	438.85	142.97	21.18	Mora	1500.00 - 2600.00	2080.00	2282.50	2203.75	-202.50	-5.62
Beetroot	550.00 - 900.00	743.75	637.60	553.60	106.15	34.35	Shrimps	2000.00 - 2100.00	2007.14	2086.11	1811.20	-78.97	10.82
Knolkhol	350.00 - 600.00	492.31	435.79	351.50	56.52	40.06	Thalalpath	2000.00 - 2800.00	2717.65	2770.45	2780.77	-52.80	-2.27
Raddish	220.00 - 400.00	317.92	312.86	204.81	5.06	55.23	<u>Eggs</u>						
Cabbage	550.00 - 800.00	700.42	550.00	239.31	150.42	192.68	Brown	54.00 - 56.00	55.29	57.88	63.00	-2.59	-12.23
Tomato	480.00 - 1000.00	745.24	643.08	255.56	102.16	191.61	White	51.00 - 54.00	52.35	55.11	61.79	-2.76	-15.27
Ladies Fingers	250.00 - 420.00	348.26	343.10	242.14	5.16	43.83	<u>Dried Fish</u>						
Brijjal	500.00 - 900.00	689.52	765.17	444.81	-75.65	55.02	Sprats	1800.00 - 2400.00	2035.29	1945.83	1739.29	89.46	17.02
Capsicum	650.00 - 1000.00	822.92	774.07	932.00	48.85	-11.70	Sprats (Imported)	1200.00 - 1500.00	1433.33	1463.64	1328.00	-30.31	7.93
Pumpkin	180.00 - 340.00	278.40	274.44	229.63	3.96	21.24	Kattawa	2000.00 - 2500.00	2336.84	2325.00	2482.61	11.84	-5.87
Cucumber	140.00 - 320.00	229.57	253.08	191.43	-23.51	19.92	Thora	-	-	-	-	-	-
Bitter Gourd	350.00 - 700.00	543.48	567.14	471.15	-23.66	15.35	Mora	2000.00 - 2600.00	2417.65	2405.00	2454.17	12.65	-1.49
Snake Gourd	250.00 - 480.00	394.78	399.20	400.00	-4.42	-1.30	Balaya	1600.00 - 1800.00	1705.26	1704.55	1469.23	0.71	16.07
Drumstick	-	-	-	-	-	-	Anguluwa	2200.00 - 2400.00	2342.86	2430.77	2500.00	-87.91	-6.29
Luffa	300.00 - 600.00	506.67	515.00	368.00	-8.33	37.68	Maduwa	-	-	-	-	-	-
Long Beans	240.00 - 520.00	349.52	361.43	406.40	-11.91	-14.00	Koduwa	-	-	-	-	-	-
Ash Plantain	320.00 - 500.00	384.58	388.46	311.54	-3.88	23.45	Salaya	1000.00 - 1100.00	1046.15	1150.00	1310.71	-103.85	-20.18
Green Chillies	1200.00 - 2400.00	1780.43	1600.00	530.36	180.43	235.70	<u>Meat</u>						
Lime	300.00 - 1000.00	671.30	661.85	304.62	9.45	120.37	Beef (without Bones)	2200.00 - 2500.00	2450.00	2383.33	2000.00	66.67	22.50
<u>Root Crops</u>							Chicken (Broiler)						
Sweet Potato	150.00 - 320.00	253.91	240.74	238.46	13.17	6.48	1250.00 - 1410.00	1338.89	1335.56	1249.00	3.33	7.20	
Manioc	150.00 - 240.00	203.50	211.72	215.36	-8.22	-5.51	Chicken (Curry)	1000.00 - 1400.00	1208.89	1312.50	1578.57	-103.61	-23.42
<u>Leafy Vegetable</u>							Mutton						
Mukunuwenna	60.00 - 100.00	78.18	73.33	81.50	4.85	-4.07	3200.00 - 3400.00	3250.00	3300.00	2922.22	-50.00	11.22	
Kankun	60.00 - 100.00	77.73	73.33	81.50	4.40	-4.63	Pork	1250.00 - 1300.00	1275.00	1275.00	1766.67	0.00	-27.83
Gotukola	100.00 - 120.00	101.82	101.33	125.00	0.49	-18.55							

This Week: Week 06: 02 - 08 February 2024
Last Week: Week 05: 26 January-01 February 2024

Table 16: Farmgate/Producer Prices of Food Commodities in Selected Producing Areas (Rs/kg)

Week 06: 02 - 08 February 2024

COMMODITY	Range	Average Price	COMMODITY	Range	Average Price	COMMODITY	Range	Average Price
<u>Paddy</u>			<u>Vegetable (Up Country)</u>			<u>Snake Gourd</u>		
Short Grain			Beans			Dambulla	200.00 – 230.00	216.00
A'pura	110.00 – 120.00	114.00	Dambulla	590.00 – 630.00	612.00	Hambantota	180.00 – 230.00	208.00
P'naruwa	101.00 – 125.00	111.42	Welimada	480.00 – 520.00	500.00	Embilipitiya	270.00 – 300.00	285.00
Kalawewa	110.00 – 120.00	116.00	Badulla	-	-	Matara	-	-
Kurunegala	105.00 – 126.00	117.20	Carrot			A'pura	250.00 – 270.00	258.00
Dehiattakandiya	115.00 – 117.18	116.39	N'Eliya	680.00 – 740.00	704.00	Luffa		
Nikaweratiya	100.00 – 120.00	109.29	Welimada	450.00 – 480.00	466.00	Dambulla	172.50 – 190.00	183.50
Ampara	-	-	Hanguranketha	620.00 – 800.00	704.00	Hambantota	250.00 – 280.00	265.00
Long Grain (White)			Leeks			Embilipitiya	300.00 – 320.00	310.00
A'pura	100.00 – 110.00	104.00	N'Eliya	650.00 – 750.00	710.00	Matara	-	-
P'naruwa	85.00 – 109.00	95.58	Welimada	300.00 – 330.00	314.00	A'pura	260.00 – 280.00	268.00
Kalawewa	100.00 – 110.00	106.60	Beetroot			Green Chillies		
Kurunegala	85.00 – 110.00	100.60	N'Eliya	380.00 – 420.00	396.00	Dambulla	900.00 – 1000.00	930.00
Dehiattakandiya	86.00 – 105.00	97.67	Dambulla	-	-	Hambantota	-	-
Embilipitiya	-	-	Kurunegala	-	-	Embilipitiya	960.00 – 1000.00	980.00
Nikaweratiya	85.00 – 110.00	98.14	Welimada	350.00 – 380.00	363.33	Puttalam	700.00 – 900.00	790.00
Hambantota	-	-	Hanguranketha	360.00 – 430.00	391.00	A'pura	1000.00 – 1050.00	1020.00
Ampara	78.00 – 100.00	87.60	Knol Khol			Pumpkin		
Long Grain (Red)			N'Eliya	280.00 – 320.00	302.00	Dambulla	200.00 – 220.00	208.00
Matara	90.00 – 95.00	93.75	Welimada	300.00 – 330.00	314.00	Hambantota	180.00 – 220.00	205.00
Hambantota	92.00 – 95.00	93.75	Hanguranketha	200.00 – 220.00	210.00	Embilipitiya	200.00 – 220.00	210.00
Embilipitiya	95.00 – 100.00	97.20	Raddish			Matara	-	-
Keeri Samba			N'Eliya	70.00 – 80.00	74.00	A'pura	170.00 – 190.00	178.00
A'pura	130.00 – 140.00	135.00	Welimada	50.00 – 60.00	55.00	Moneragala	160.00 – 180.00	168.00
P'naruwa	117.00 – 140.00	127.17	Hambantota	120.00 – 130.00	125.00	Cucumber		
Kalawewa	130.00 – 145.00	138.00	Hanguranketha	70.00 – 95.00	83.00	A'pura	70.00 – 80.00	74.00
Kurunegala	115.00 – 140.00	130.00	Cabbage			Dambulla	48.00 – 55.00	51.00
Dehiattakandiya	148.00 – 156.00	152.33	N'Eliya	350.00 – 380.00	364.00	Hambantota	50.00 – 60.00	55.00
Red Onion			Welimada	300.00 – 320.00	312.00	Matara	50.00 – 60.00	53.75
Puttalam	200.00 – 250.00	236.00	Badulla	-	-	Long Beans		
Jaffna	220.00 – 250.00	234.00	Hanguranketha	400.00 – 450.00	425.00	Dambulla	220.00 – 230.00	226.00
Big Onion			Tomato			Hambantota	120.00 – 130.00	125.00
Dambulla	-	-	Welimada	480.00 – 520.00	504.00	Embilipitiya	250.00 – 280.00	268.00
Kalawewa	-	-	Hambantota	-	-	Matara	200.00 – 220.00	207.50
A'pura	-	-	Dambulla	590.00 – 630.00	610.00	A'pura	220.00 – 240.00	228.00
Potato			Hanguranketha	450.00 – 500.00	474.00	Ash Plantain		
N'Eliya	280.00 – 295.00	289.00	Vegetable (Low Country)			Hambantota	-	-
Badulla	-	-	Ladies Fingers			Embilipitiya	150.00 – 180.00	164.00
Welimada	250.00 – 260.00	253.00	A'pura	280.00 – 300.00	288.00	Matara	155.00 – 170.00	161.25
Pulses			Dambulla	290.00 – 300.00	296.00	Lime		
Green Gram			Hambantota	280.00 – 320.00	296.00	Hambantota	-	-
Hambantota	-	-	Embilipitiya	220.00 – 240.00	232.50	Embilipitiya	100.00 – 120.00	110.00
Moneragala	750.00 – 800.00	770.00	Matara	260.00 – 290.00	275.00	Moneragala	80.00 – 90.00	84.00
Embilipitiya	820.00 – 850.00	836.67	Brinjal			Fruits (Rs/kg)		
Nikaweratiya	700.00 – 725.00	706.25	A'pura	300.00 – 320.00	308.00	Banana		
A'pura	800.00 – 850.00	825.00	Dambulla	260.00 – 320.00	290.00	Ambul		
Cowpea			Hambantota	-	-	Moneragala	90.00 – 95.00	92.00
Hambantota	-	-	Embilipitiya	320.00 – 350.00	335.00	Embilipitiya	50.00 – 80.00	64.00
Nikaweratiya	675.00 – 750.00	700.00	Matara	360.00 – 400.00	375.00	Hambantota	90.00 – 110.00	102.50
Moneragala	700.00 – 750.00	720.00	Welimada	250.00 – 280.00	266.00	Kolikuttu		
Embilipitiya	790.00 – 800.00	795.00	Capsicum			Moneragala	250.00 – 280.00	262.00
Maize			Badulla	-	-	Embilipitiya	180.00 – 220.00	200.00
A'pura	115.00 – 125.00	120.00	Welimada	700.00 – 760.00	736.00	Hambantota	-	-
Kalawewa	80.00 – 120.00	95.00	Bitter Gourd			Papaw		
Gingelly			A'pura	400.00 – 420.00	408.00	Moneragala	100.00 – 140.00	116.00
A'pura	600.00 – 650.00	625.00	Dambulla	380.00 – 390.00	383.33	Embilipitiya	140.00 – 160.00	150.00
Kalawewa	-	-	Hambantota	-	-	Hambantota	120.00 – 130.00	125.00
Black Gram			Embilipitiya	400.00 – 450.00	428.00	Pineapple		
A'pura	600.00 – 700.00	650.00	Matara	370.00 – 400.00	385.00	Divulapitiya	-	-
Kalawewa	500.00 – 600.00	550.00						

Annex 01 - Colombo Markets: Retail Prices of Rice and Subsidiary Food Crops (Rs/kg)

Week 06: 02 - 08 February 2024

28

CROP	PELIYAGODA	MAHARAGAMA	KIRULAPONE	NUGEGODA	NARAHENPITA	DEMATAGODA	THOTALANGA	KADAWATHA	KIRIBATHGODA
<u>Rice</u>									
Local									
Samba 1	260.00 - 270.00	230.00 - 270.00	230.00 - 270.00	230.00 - 260.00	230.00 - 270.00	230.00 - 270.00	250.00 - 260.00	230.00 - 260.00	230.00 - 260.00
Samba 2	-	-	-	-	-	-	-	-	-
Keeri Samba	360.00 - 380.00	380.00 - 380.00	380.00 - 380.00	380.00 - 380.00	380.00 - 380.00	380.00 - 380.00	380.00 - 390.00	380.00 - 390.00	380.00 - 380.00
Nadu 1	220.00 - 230.00	220.00 - 230.00	220.00 - 230.00	220.00 - 230.00	220.00 - 230.00	220.00 - 230.00	220.00 - 230.00	220.00 - 230.00	220.00 - 230.00
Nadu 2	-	-	-	-	-	-	-	-	-
Raw (Red)	200.00 - 210.00	190.00 - 200.00	190.00 - 200.00	200.00 - 210.00	200.00 - 210.00	210.00 - 220.00	200.00 - 210.00	210.00 - 210.00	210.00 - 210.00
Raw (White)	210.00 - 220.00	210.00 - 220.00	210.00 - 220.00	210.00 - 220.00	220.00 - 220.00	220.00 - 220.00	210.00 - 220.00	210.00 - 220.00	220.00 - 220.00
Imported									
Samba	280.00 - 300.00	300.00 - 300.00	300.00 - 300.00	300.00 - 300.00	300.00 - 300.00	300.00 - 300.00	300.00 - 300.00	300.00 - 300.00	300.00 - 300.00
Nadu	-	-	-	-	-	-	-	-	-
Raw (Red)	-	-	-	-	-	-	-	-	-
Raw (White)	-	-	-	-	-	-	-	-	-
<u>Dried Chillies</u>									
Imported	1100.00 - 1200.00	1200.00 - 1400.00	1300.00 - 1400.00	1300.00 - 1400.00	1400.00 - 1400.00	1200.00 - 1300.00	1200.00 - 1300.00	1300.00 - 1300.00	1300.00 - 1300.00
<u>Red Onion</u>									
Sinnan	-	-	-	-	-	-	-	-	-
Vedalan	-	-	-	-	-	-	-	-	-
Imported	350.00 - 360.00	400.00 - 480.00	400.00 - 480.00	400.00 - 400.00	350.00 - 360.00	360.00 - 380.00	400.00 - 400.00	400.00 - 400.00	400.00 - 400.00
<u>Big Onion</u>									
Imported	350.00 - 360.00	440.00 - 440.00	400.00 - 440.00	400.00 - 440.00	400.00 - 450.00	400.00 - 450.00	400.00 - 450.00	360.00 - 400.00	450.00 - 450.00
Local	-	-	-	-	-	-	-	-	-
<u>Potato</u>									
Welimada	-	-	-	-	-	-	-	-	-
N'Eliya	430.00 - 430.00	400.00 - 400.00	380.00 - 400.00	400.00 - 400.00	440.00 - 440.00	430.00 - 430.00	400.00 - 440.00	380.00 - 400.00	400.00 - 440.00
Imported	180.00 - 200.00	200.00 - 220.00	200.00 - 220.00	200.00 - 200.00	200.00 - 240.00	200.00 - 240.00	200.00 - 220.00	200.00 - 220.00	220.00 - 220.00
<u>Pulses</u>									
Green Gram	1100.00 - 1200.00	1300.00 - 1300.00	1200.00 - 1300.00	1200.00 - 1300.00	1100.00 - 1200.00	1200.00 - 1200.00	1200.00 - 1300.00	1200.00 - 1200.00	1200.00 - 1200.00
Cowpea (White)	1200.00 - 1200.00	1300.00 - 1300.00	1300.00 - 1300.00	1300.00 - 1300.00	1200.00 - 1300.00	1200.00 - 1200.00	1200.00 - 1300.00	1200.00 - 1200.00	1200.00 - 1200.00
Cowpea (Red)	1200.00 - 1200.00	1300.00 - 1300.00	1200.00 - 1300.00	1300.00 - 1300.00	1200.00 - 1200.00	1200.00 - 1200.00	1200.00 - 1300.00	1200.00 - 1200.00	1200.00 - 1200.00
Red Dhal	320.00 - 320.00	340.00 - 360.00	320.00 - 340.00	340.00 - 360.00	340.00 - 360.00	330.00 - 360.00	320.00 - 340.00	320.00 - 340.00	360.00 - 360.00

Annex 02 - Colombo Markets: Retail Prices of Vegetables (Rs/kg) and Coconut (Rs/nut)

Week 06: 02 - 08 February 2024

29

CROP	PELIYAGODA	MAHARAGAMA	KIRULAPONE	NUGEGODA	NARAHENPITA	DEMATAGODA	THOTALANGA	KADAWATHA	KIRIBATHGODA
<u>Vegetable</u>									
Beans	800.00 - 900.00	900.00 - 1000.00	800.00 - 900.00	760.00 - 800.00	860.00 - 900.00	860.00 - 1000.00	500.00 - 540.00	500.00 - 600.00	600.00 - 700.00
Carrot	1100.00 - 1200.00	1100.00 - 1200.00	1000.00 - 1400.00	1400.00 - 1600.00	900.00 - 1200.00	1600.00 - 1600.00	660.00 - 660.00	680.00 - 680.00	800.00 - 1000.00
Leeks	500.00 - 560.00	800.00 - 860.00	600.00 - 800.00	740.00 - 800.00	540.00 - 640.00	800.00 - 860.00	420.00 - 460.00	560.00 - 600.00	740.00 - 780.00
Beetroot	580.00 - 600.00	720.00 - 740.00	760.00 - 860.00	760.00 - 800.00	600.00 - 600.00	860.00 - 860.00	600.00 - 640.00	600.00 - 660.00	800.00 - 860.00
Knolkhol	360.00 - 450.00	460.00 - 480.00	600.00 - 660.00	600.00 - 660.00	540.00 - 600.00	700.00 - 700.00	400.00 - 440.00	460.00 - 480.00	-
Raddish	160.00 - 240.00	420.00 - 420.00	320.00 - 400.00	360.00 - 420.00	240.00 - 280.00	320.00 - 340.00	200.00 - 220.00	260.00 - 320.00	240.00 - 260.00
Cabbage	500.00 - 560.00	720.00 - 740.00	640.00 - 800.00	680.00 - 720.00	600.00 - 680.00	800.00 - 800.00	500.00 - 540.00	540.00 - 600.00	700.00 - 780.00
Tomato	740.00 - 800.00	1000.00 - 1100.00	1000.00 - 1100.00	800.00 - 900.00	840.00 - 900.00	800.00 - 1000.00	700.00 - 700.00	1000.00 - 1100.00	1000.00 - 1100.00
Ladies Fingers	350.00 - 450.00	600.00 - 660.00	400.00 - 540.00	600.00 - 660.00	400.00 - 480.00	350.00 - 480.00	350.00 - 360.00	400.00 - 460.00	500.00 - 540.00
Brinjal	400.00 - 420.00	700.00 - 700.00	640.00 - 700.00	600.00 - 660.00	500.00 - 600.00	600.00 - 700.00	440.00 - 460.00	600.00 - 640.00	600.00 - 680.00
Capsicum	1000.00 - 1100.00	1400.00 - 1400.00	1200.00 - 1400.00	1200.00 - 1400.00	1100.00 - 1200.00	1100.00 - 1200.00	1000.00 - 1200.00	1100.00 - 1200.00	1200.00 - 1400.00
Pumpkin	300.00 - 340.00	340.00 - 360.00	360.00 - 420.00	340.00 - 400.00	320.00 - 360.00	320.00 - 400.00	240.00 - 260.00	360.00 - 400.00	240.00 - 260.00
Cucumber	100.00 - 160.00	260.00 - 260.00	240.00 - 260.00	220.00 - 260.00	160.00 - 200.00	160.00 - 240.00	120.00 - 160.00	240.00 - 260.00	220.00 - 240.00
Bitter Gourd	400.00 - 460.00	740.00 - 760.00	640.00 - 760.00	600.00 - 660.00	540.00 - 600.00	760.00 - 760.00	400.00 - 420.00	600.00 - 680.00	600.00 - 660.00
Snake Gourd	340.00 - 400.00	540.00 - 560.00	460.00 - 560.00	420.00 - 480.00	400.00 - 480.00	600.00 - 600.00	400.00 - 420.00	540.00 - 600.00	560.00 - 600.00
Drumstick	-	-	-	-	-	-	-	-	-
Luffa	340.00 - 420.00	600.00 - 660.00	600.00 - 650.00	600.00 - 660.00	500.00 - 540.00	-	400.00 - 420.00	460.00 - 480.00	600.00 - 660.00
Long Beans	350.00 - 360.00	520.00 - 520.00	400.00 - 480.00	460.00 - 520.00	400.00 - 480.00	400.00 - 460.00	350.00 - 360.00	350.00 - 400.00	400.00 - 420.00
Ash Plantain	360.00 - 420.00	560.00 - 560.00	480.00 - 540.00	560.00 - 560.00	400.00 - 480.00	400.00 - 520.00	360.00 - 380.00	400.00 - 420.00	320.00 - 360.00
Green Chillies	1100.00 - 1200.00	1600.00 - 1600.00	1500.00 - 1600.00	1600.00 - 1600.00	1200.00 - 1600.00	1600.00 - 1600.00	1100.00 - 1200.00	1400.00 - 1600.00	1600.00 - 1600.00
Lime	240.00 - 260.00	560.00 - 560.00	400.00 - 460.00	560.00 - 560.00	300.00 - 360.00	560.00 - 560.00	240.00 - 260.00	400.00 - 460.00	300.00 - 320.00
<u>Root Crops</u>									
Sweet Potato	260.00 - 280.00	400.00 - 400.00	320.00 - 340.00	360.00 - 400.00	320.00 - 350.00	400.00 - 400.00	260.00 - 260.00	320.00 - 340.00	360.00 - 400.00
Manioc	180.00 - 260.00	260.00 - 280.00	240.00 - 260.00	260.00 - 280.00	200.00 - 240.00	280.00 - 280.00	160.00 - 180.00	200.00 - 240.00	200.00 - 240.00
<u>Leafy Vegetable</u>									
Mukunuwenna	70.00 - 70.00	80.00 - 80.00	80.00 - 80.00	80.00 - 80.00	80.00 - 80.00	80.00 - 80.00	100.00 - 100.00	100.00 - 100.00	100.00 - 100.00
Kankun	70.00 - 70.00	80.00 - 80.00	80.00 - 80.00	80.00 - 80.00	80.00 - 80.00	80.00 - 80.00	100.00 - 100.00	100.00 - 100.00	100.00 - 100.00
Gotukola	120.00 - 140.00	120.00 - 120.00	120.00 - 120.00	120.00 - 120.00	120.00 - 120.00	120.00 - 120.00	120.00 - 120.00	120.00 - 120.00	120.00 - 120.00
<u>Coconut</u>									
Large	100.00 - 100.00	120.00 - 120.00	120.00 - 120.00	120.00 - 120.00	120.00 - 120.00	110.00 - 110.00	110.00 - 120.00	120.00 - 120.00	120.00 - 120.00
Small	90.00 - 95.00	110.00 - 110.00	100.00 - 105.00	105.00 - 110.00	100.00 - 110.00	90.00 - 90.00	100.00 - 105.00	100.00 - 105.00	100.00 - 100.00

Annex 04 - Colombo Markets: Retail Prices of Sea Fish and Dried Fish (Rs/kg)

Week 06: 02 - 08 February 2024

31

CROP	PELIYAGODA	MAHARAGAMA	KIRULAPONE	NUGEGODA	NARAHENPITA	DEMATAGODA	THOTALANGA	KADAWATHA	KIRIBATHGODA
<i>Sea Fish</i>									
Salaya	320.00 - 400.00	600.00 - 600.00	600.00 - 680.00	700.00 - 720.00	580.00 - 580.00	560.00 - 600.00	480.00 - 500.00	480.00 - 500.00	500.00 - 500.00
Hurulla	600.00 - 690.00	900.00 - 900.00	900.00 - 900.00	900.00 - 900.00	1000.00 - 1000.00	880.00 - 1000.00	800.00 - 800.00	920.00 - 1000.00	1000.00 - 1000.00
Balaya	800.00 - 800.00	-	1500.00 - 1500.00	-	-	1400.00 - 1400.00	800.00 - 800.00	1400.00 - 1400.00	-
Kelawalla	1100.00 - 1200.00	2400.00 - 2400.00	2000.00 - 2200.00	2500.00 - 2600.00	2000.00 - 2000.00	2000.00 - 2000.00	1800.00 - 2000.00	2000.00 - 2400.00	2000.00 - 2000.00
Thora	2400.00 - 2500.00	2800.00 - 3000.00	2800.00 - 3000.00	2800.00 - 2800.00	3800.00 - 3800.00	2800.00 - 3000.00	2800.00 - 2800.00	2800.00 - 3000.00	3200.00 - 3200.00
Paraw	1200.00 - 1210.00	2400.00 - 2400.00	-	2200.00 - 2400.00	2000.00 - 2000.00	2000.00 - 2000.00	-	2000.00 - 2000.00	2400.00 - 2400.00
Mora	-	-	-	-	-	-	-	-	-
Shrimps Small	1800.00 - 2000.00	2000.00 - 2000.00	2000.00 - 2000.00	2000.00 - 2000.00	2000.00 - 2000.00	2000.00 - 2000.00	2000.00 - 2000.00	2000.00 - 2000.00	1900.00 - 2000.00
Talapath	1800.00 - 2200.00	2600.00 - 3000.00	2800.00 - 3000.00	2800.00 - 3000.00	3000.00 - 3000.00	2800.00 - 3000.00	2600.00 - 2800.00	2800.00 - 3000.00	3000.00 - 3000.00
<i>Eggs (Rs/egg)</i>									
Brown	60.00 - 60.00	60.00 - 60.00	60.00 - 60.00	60.00 - 60.00	60.00 - 60.00	60.00 - 60.00	60.00 - 60.00	60.00 - 60.00	60.00 - 60.00
White	58.00 - 58.00	58.00 - 58.00	58.00 - 58.00	58.00 - 58.00	58.00 - 58.00	58.00 - 58.00	58.00 - 58.00	58.00 - 58.00	58.00 - 58.00
<i>Dried Fish</i>									
Sprats	2000.00 - 2000.00	1800.00 - 2000.00	2000.00 - 2000.00	2000.00 - 2000.00	1800.00 - 2000.00	1800.00 - 2000.00	-	1800.00 - 1800.00	2000.00 - 2000.00
Kattawa	2000.00 - 2200.00	2000.00 - 2200.00	2200.00 - 2300.00	2400.00 - 2400.00	2000.00 - 2200.00	2000.00 - 2200.00	2000.00 - 2200.00	2000.00 - 2100.00	2600.00 - 2600.00
Thora	-	-	-	-	-	-	-	-	-
Mora	2000.00 - 2200.00	2200.00 - 2400.00	2400.00 - 2400.00	2300.00 - 2400.00	2200.00 - 2200.00	2000.00 - 2200.00	2300.00 - 2300.00	2500.00 - 2600.00	2600.00 - 2600.00
Balaya	1600.00 - 1800.00	1600.00 - 1800.00	-	1600.00 - 1800.00	1800.00 - 1800.00	1600.00 - 1800.00	1400.00 - 1500.00	1800.00 - 2000.00	2000.00 - 2000.00
Anguluwa	1800.00 - 1800.00	2400.00 - 2600.00	-	2400.00 - 2600.00	-	-	-	2400.00 - 2400.00	2600.00 - 2600.00
Salaya	1100.00 - 1200.00	1200.00 - 1200.00	1200.00 - 1200.00	1200.00 - 1200.00	1000.00 - 1100.00	1000.00 - 1000.00	1100.00 - 1200.00	1000.00 - 1000.00	1000.00 - 1000.00
<i>Meat</i>									
Beef (without Bones)	-	-	2500.00 - 2500.00	-	2400.00 - 2400.00	-	-	2500.00 - 2500.00	-
Chicken (Broiler)	1250.00 - 1250.00	1250.00 - 1250.00	1250.00 - 1250.00	1250.00 - 1250.00	1150.00 - 1150.00	1180.00 - 1180.00	1300.00 - 1300.00	1300.00 - 1300.00	1250.00 - 1250.00
Chicken (Curry)	1300.00 - 1300.00	1300.00 - 1300.00	1250.00 - 1250.00	1300.00 - 1300.00	1200.00 - 1200.00	-	1100.00 - 1100.00	1400.00 - 1400.00	1300.00 - 1300.00
Mutton	-	3400.00 - 3400.00	3200.00 - 3200.00	3400.00 - 3400.00	3400.00 - 3400.00	3200.00 - 3200.00	3200.00 - 3200.00	3400.00 - 3400.00	3400.00 - 3400.00
Pork	-	1300.00 - 1300.00	-	-	-	-	-	1300.00 - 1300.00	1250.00 - 1250.00

Annex 05 : Food Composition of Selected Food Commodities

Commodity	Energy (kcal/100g)	Protein (g/100g)	Total fat (g/100g)	Retinol Eq (µ g/100g)	Vit B2 (mg/100g)	Vit B6 (mg/100g)	Folate (µg/100g)	Vit C (mg/100g)	Calcium (mg/100g)	Magnesium (mg/100g)	Iron (mg/100g)	Zinc (mg/100g)
Rice												
Rice - (white Kekulu - normal)	361	9.88	1.52	-	0.03	0.09	10.67	-	6.94	26.29	1.22	1.5
Rice - (white Kekulu Samba)	355	8.81	1.53	-	0.03	0.09	8.11	-	9.82	30.48	0.92	1.7
Rice - (Red Kekulu - normal)	366	8.64	2.12	-	0.05	0.1	8.39	-	4.73	31.7	0.88	1.84
Rice -Samba	369	6.86	2.45	-	0.05	0.13	12.79	-	8.71	37.26	1.18	1.49
Rice - Nadu White	366	7.76	1.48	-	0.03	0.12	9.35	-	4.57	20.1	0.64	1.61
Dried chilies	233	12.68	6.41	437	0.84	0.42	46.83	NA	107	231	5.39	1.65
Onion												
Big onions	48	1.67	0.24	0.16	0.01	0.1	32.99	7.58	14.82	16.94	0.45	0.25
Red onions	55	2.13	0.15	0.18	0.02	0.13	30.15	14.26	20.37	19.32	0.31	0.28
Potatoes	71	1.67	0.25		0.01	0.09	14.31	20.5	9.83	23.84	0.46	0.29
Pulses												
Green gram	290	21.97	0.93	19.5	0.28	0.33	135	NA	98.96	146	4.15	2.86
White cowpea	320	21.25	1.14	1.36	0.09	0.26	249	NA	84.1	213	5.04	3.57
Red cowpea	320	20.24	1.08	0.96	0.11	0.27	273	NA	81.83	194	4.95	3.4
Red Dhal	319	23.09	0.77	1.06	1.6	0.22	55	NA	41.27	66.63	7.45	3.34
Vegetables												
Beans	46	3.95	0.15	6.64	0.1	0.3	45.2	7.02	35.68	45.56	0.7	0.59
Carrot	30	0.85	0.45	1240	0.03	0.1	24.71	5.93	27.65	11.7	0.59	0.25
Leeks	30	1.74	0.49	18.56	0.02	0.19	42.63	4.65	29.28	11.77	1.49	0.43
Beetroot	31	2.12	0.15	1.52	0.01	0.09	108	4.51	20.29	34.88	0.77	0.29
Knolkhol	16	1.69	0.34		0.05	0.19	12.7	77.64	40.09	19.35	0.23	0.18
Radish	29	0.75	0.11		0.02	0.09	18.09	12.13	35.64	13.56	0.38	0.16
Cabbage	21	1.35	0.14	3.35	0.05	0.14	52.66	29.62	56.85	18.47	0.33	0.16

Tomatoes	20	0.88	0.56	165	0.03	0.09	20.16	25.58	9.69	14.93	0.31	0.12
Ladies fingers	26	2.06	0.19	12.41	0.08	0.28	70.62	24.48	92.26	55.23	0.96	0.44
Brinjal (Pandora Striped)	29	1.49	0.31	23	0.12	0.09	30.99	1.49	18.95	18	0.32	0.19
Brinjal (Chinese eggplant)	24	1.28	0.33	16.83	0.12	0.11	32.94	3.37	14.4	21.18	0.28	0.16
Capsicum	23	1.22	0.34	38.96	0.03	0.29	28.65	49.63	12.65	11.21	0.21	0.31
Pumpkin (Common)	31	0.86	0.3	30.41	0.02	0.09	17.72	8.73	18.75	9.93	0.49	0.25
Cucumber	19	0.98	0.24	0.58	0.01	0.08	19.66	4.08	22.1	18.22	0.67	0.21
Bitter gourd	19	1.47	0.23	55.08	0.05	0.06	53.1	46.89	25.19	35.81	1.75	0.26
Snake gourd (Dark green)	11	0.82	0.25	10.41	0.03	0.12	18.09	3.54	26.83	25.84	0.41	0.11
Snake gourd (Pale green)	11	0.89	0.25	5.14	0.03	0.07	16.52	2.85	27.11	21.77	0.47	0.2
Drumstick	30	2.48	0.12	3.13	0.06	0.12	60.48	92.33	22.27	28.51	0.5	0.26
Watakolu	12	0.86	0.15	59.33	0.01	0.07	25.48	6.41	14.67	14.01	4.42	0.45
Long beans	24	3.36	0.3	-	0.06	0.11	99.98	8.93	44.22	33.17	1.01	0.08
Ash Plantain	76	2.84	0.56	0.06	0.02	0.07	6.82	4.49	5.19	22.55	0.39	0.21
Green chillies	39	2.28	0.76	38.16	0.08	0.25	21.29	98.61	20.25	36.91	1.25	0.29
Limes	26	0.66	0.26	0.36	0.01	0.05	12.1	38.05	26	15.25	0.12	0.05
Kekiri	17	1.01	0.25	0.76	0.01	0.07	17.34	8.07	25.72	26.2	0.63	0.22
Ash pumpkin (Ash guord)	18	0.8	0.15		0.01	0.15	14.17	9.14	19.27	23.62	0.48	0.13
Cho-Cho	19	0.58	0.12	0.3	0.04	0.07	63.81	23.76	20.55	13.02	0.49	0.12
Thalana batu (Little prince)	21	1.28	0.39	24.33	0.12	0.09	38.63	2.4	12.38	19.62	0.31	0.22
Thalana batu (Thai eggplant)	21	1.45	0.26	18.33	0.11	0.09	31.18	2.71	17.24	37.22	0.37	0.24
Thibbatu	61	1.66	1.96	15.89	0.03	1.02	72.39	10.8	105	57.46	1.06	0.59
Kohila yams	27	0.64	0.16	1.72	0.01	0.14	4.64	1.67	52.33	33.95	0.61	1.62
Kehel muwa	19	1.36	0.63	4.27	0.02	0.12	40.51	8.16	35.09	31.43	0.38	0.39
Ambaralla	37	0.73	0.44	3.36	0.01	0.1	44.49	35.51	20.7	9.28	0.7	0.12
Mango	50	0.75	0.09	14.5	0.02	0.14	34.89	91.63	28.56	17.74	0.5	0.09
Mushroom	27	2.54	0.42	-	0.15	0.13	7.81	11.56	0.9	14.42	1.32	0.79
Dambala	21	1.84	0.2	38.74	0.08	0.4	33.69	19.82	68.24	31.38	1.2	0.44
Coconuts nuts	390	3.67	39.92	-	0.05	0.11	14.86	-				

Root Crop												
Sweet potato	108	1.27	0.33	NA	0.04	0.09	14.44	22.2	28.93	21.05	0.51	0.14
Manioc	78	0.92	0.19	NA	0.07	0.2	0.1	1.95	25.31	19.08	19.78	23.73
Nelum ala/Lotus root	79	1.94	0.93	NA	0.05	0.19	26.49	26.63	37.71	26.58	3.34	0.35
Kiriala	87	3.96	0.15	1.19	0.03	0.16	20.17	2.71	30.79	41.52	0.6	0.42
Iniala	103	3.2	0.3	33.14	0.01	0.22	22.19	13.03	40.99	28.98	1.31	0.29
Leafy Vegetables												
Mukunuwanna	28	3.15	0.55	92.25	0.09	0.27	96.14	3.24	135	45.38	1.7	1.03
Gotukola	15	0.64	0.47	226	0.07	0.23	70.11	6.74	96.31	41.42	1.25	0.66
Kankun	15	0.47	0.37	1614	0.08	0.4	33.69	19.82	49.21	18.35	1.32	0.44
Kathurumurunga	70	8.01	1.35	2097	0.33	0.22	120	121	901	96.64	4.36	0.53
Nivithi	22	2.2	0.47	959	0.06	0.11	74.05	10.26	163	61.37	1.49	0.67
Thampala	32	3.55	0.72	1474	0.21	0.22	74.27	82	258	209	3.5	1.4
Sarana	20	2.42	0.21	1149	0.03	0.13	58.54	9.89	59.57	42.93	0.13	0.75
Kohila leaves	33	4.1	0.83	300	0.02	0.17	56.76	5.56	19.5	20.32	0.25	0.3
Onion leaves	27	2.01	0.26	NA	0.04	0.18	56.8	23.38	35.21	74.95	3.15	0.77
Cabbage leaves	30	3.63	0.27	8.66	0.05	0.24	63.46	40.76	170	18.47	2.67	0.35
Salad leaves	19	1.05	0.24	NA	0.1	0.06	37.48	11.64	58.23	36.89	2.07	0.27
Cauliflower	23	2.09	0.48	0.14	0.06	0.11	46.67	50.17	22.44	18.52	0.76	0.27
Jackfruit pods	25	2.14	0.34	NA	0.03	0.04	30.7	24.77	37.32	26.08	0.3	0.17
Jackfruit seeds	77	5.66	0.44	NA	0.02	0.08	58.91	15.24	40.87	50.14	0.52	0.42
Meat												
Chicken	176	23.14	9.24	6.88	0.07	0.49	10.09	-	15.06	20.18	0.75	0.64
Beef	160	23.3	7.45	2.15	0.08	0.32	1.93	-	4.8	28.54	2.41	3.31
Mutton	138	20.37	6.23	2.7	0.13	0.28	1.73	-	7.58	19.5	1.62	5.05
Pork	161	18.83	9.5	1.9	0.09	0.28	8.15	-	6.58	8.9	0.79	0.8
Fish												
Balaya	96	21.28	1.12	21.01	0.15	0.12	7.89		6.45	26.02	0.68	0.46
Seer	136	22.28	5.18	81.9	0.07	0.16	15.45		9.85	36.73	0.41	0.74

Shark	95	21.6	0.83	1.11	0.04	0.11	8.57	8.44	32.58	0.41	0.74
Paraw	87	20.02	0.7	1.49	0.02	0.16	6.77	8.17	31.68	0.67	0.41
Thalapath	91	16.04	2.88	12.03	0.1	0.13	78.22	7.64	24.89	0.71	0.67
Kelawalla	109	21.47	2.55	15.95	0.17	0.73	77.39	13.35	33.82	0.68	0.64
Haedaella	87	19.88	0.78	12.18	0.04	0.06	11.7	36.6	53	0.54	0.65
Hurulla	88	17.08	2.18	10.02	0.14	1.66	61.66	103	35.45	1.24	1.05
Karalla / Katuwalla	97	21.8	1.06	1.25	0.02	0.1	14.38	37.06	39.05	0.24	0.42
Kumbala / Angila	101	21.51	1.53	16.34	0.1	0.1	7.13	31.27	37.46	1.46	0.67
Salaya / Sudaya	100	19.5	2.39	15.41	0.18	1.39	60.87	435	42.83	1.4	2.3
Theppli / Telapiya /Korali	83	18.48	1.08	17.14	0.18	0.18	8.29	99.39	24.96	2.84	0.88
Prawns	65	14.85	0.56	1.24	0.03	0.1	15.37	37.81	30.5	0.73	1.1
Crabs	45	10	0.55	8.33	0.14	0.18	13.83	37.81	45.93	0.73	1.1
Cuttle fish	76	16.82	0.93	1.93	0.02	0.04	6.22	8.73	35.46	0.62	1.3
Linna	112	20.3	3.37	15.78	0.23	0.68	59.78				
Coppara	97	22.89	0.56	21.51	0.04	0.12	8.08	7.2	30.08	1.2	0.58
Ray (Maduwa)	97	23.98	0.68	7.55	0.02	0.21	25.59	9.16	24.61	0.74	0.44

Dried Fish

Dried sprats	259	51.16	5.92	12.83	0.25	0.62	438	1178	162	3.06	4.2
Dried keeramin	311	49.6	12.42	12.92	0.13	2.41	144	555	166	2.58	3.19
Dried thalapath	289	54.68	8.04	9.38	0.04	0.43	97.8	62.75	110	1.96	1.45
Dried katta	275	50.04	8.31	2.48	0.03	0.35	80.4	86.55	92.17	1.47	1.16
Dried balaya	282	63.79	3.37	14.32	0.12	1.98	213	83.48	83.45	3.6	1.44
Dried shark / keelan	267	55.03	5.25	10.31	0.04	0.32	187	42.24	92.94	1.48	0.66

Eggs

Hen eggs (Country)	170	13.14	13	208	0.08	0.18	54.6	50.14	11.04	1.64	1.12
Hen eggs (Table)	135	13.55	9.03	200	0.19	0.19	49.46	63.3	12	2.39	1.73
Quail eggs	153	12.39	11.46	153	0.11	0.17	54.86	60.67	11.21	2.55	1.51

Fruits

Banana Embul	109	1.11	1.09	9.68	0.05	0.64	32.98	13.61	9.39	25.67	0.51	0.23
Anamaalu	102	1.04	0.72	16.4	0.04	0.65	21.07	3.66	8.06	27.02	0.51	0.23

Koli kuttu	107	1.38	0.34	8.8	0.03	0.47	18.12	7.71	8.56	38	0.32	0.14
Pineapple	37	0.41	0.17	5.76	0.04	0.12	17.86	39.36	10.37	10.71	0.3	0.09
Papaya	26	0.42	0.16	171	0.11	0.04	54.85	48.62	16.77	8.9	0.23	0.08
Mangoes (Karthakolomban)	79	0.8	0.92	259	0.01	0.1	35.52	17.74	3.12	6.72	0.1	0.08
Mangoes (Vilad)	44	0.76	0.58	146	0.05	0.26	67.6	29.97	16.93	14.79	0.65	0.19
Apple	62	0.29	0.64	0.36	0.02	0.08	3.43	2.9	3.12	6.72	0.1	0.08
Avacado	144	2.95	13.86	2	0.08	0.18	67.17	9.36	28.48	48.14	0.81	0.75
Wood apple	78	3.09	3.62	0.46	0.01	0.14	6.07	13.58	59.15	25.16	0.45	0.32
Orange	46	1.07	0.37	23.44	0.01	0.28	14.46	20.19	31.18	20.36	0.81	0.35
Guava	39	1.53	0.38	19.67	0.01	0.11	25.24	30.88	6.59	12.02	0.53	0.33
Grapes	49	0.95	10.69	3.22	0.04	0.1	7.07	20.51	7.27	6.86	0.28	0.07
Melon	19	0.65	0.16	130	0.02	0.11	6	8.24	4.05	9.76	0.15	0.1

Source: Sri Lanka Food Composition Tables, Ministry of Health - 2021.

Price Collecting Areas





HARTI



Ministry of Agriculture

**Food Systems and Market Research Division & Data Management Division
Hector Kobbekaduwa Agrarian Research and Training Institute**

No. 114, Wijerama Mawatha, Colombo 07.

Phone: 011-2696981 Fax: 011-2682283

E-mail: mfpaharti@yahoo.com

Web: www.harti.gov.lk

www.mobitel.lk

**දෛනික චිළචිචි තොග මිල,
ජංගම දුරකථනයෙන්**

හෙක්ටර් කොච්චිකඩුව ගොවි කරියතු පර්යේෂණ
හා පුහුණුධර්මේ ආයතනය අනුමුතයෙන්

**මොබිටෙල්
ජංගම
මිල දර්ශනය**

ජාතික ජංගම දුරකථන ජාලයෙන්

6666
අමතන්න.

මොබිටෙල් අද මිල - අත දහ
මොබිටෙල් ජංගම දුරකථන ජාලයෙන්
චිළචිචි තොග මිල දර්ශනය.

විකාසයාට රු.2/-
විකාසයාට රු.2/-