

RETAIL MARKET AT A GLANCE

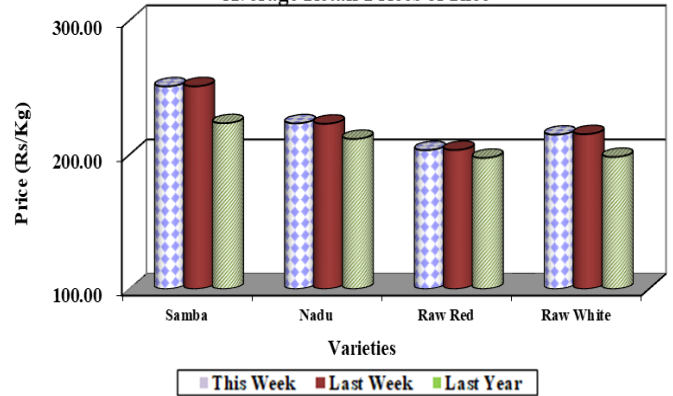
Summary

Rice

Prices of all rice varieties have not changed significantly. The average prices were Rs.379.00/kg(*keeri samba*), Rs.297.00/kg (imported *samba*), Rs.251.00/kg(*samba*), Rs.223.00/kg(*nadu*) in Colombo and suburb markets. Average farm gate prices for major paddy varieties have come down with the commencement of Maha harvesting.

(Page No.01)

Average Retail Prices of Rice

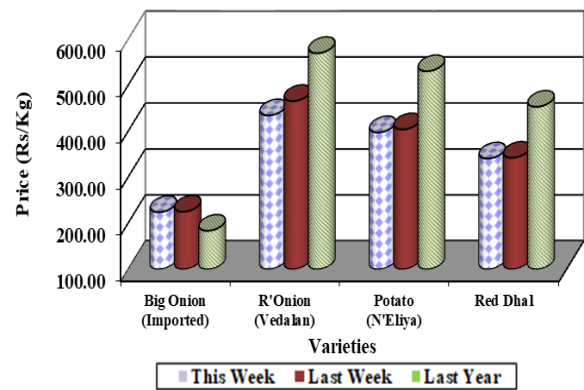


Other Field Crops

Prices of both imported red onion and big onion have increased further by Rs.2.00/kg. Average prices were Rs.394.00/kg (red onion) and Rs.413.00/kg (big onion). Price of Nuwara Eliya potato has increased by Rs.4.00/kg while the imported potato has decreased by Rs.12.00/kg. Average price of white cowpea, red cowpea and green gram was around Rs.1,200.00/kg.

(Page No.02-04)

Average Retail Prices of Other Field Crops

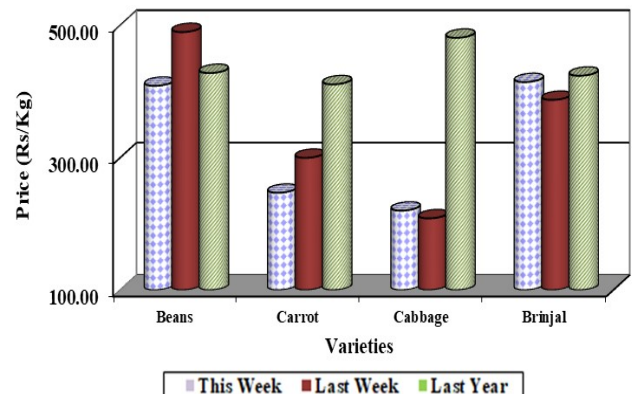


Vegetables

Prices of most of the vegetables have decreased due to increased supply from major producing areas. Regarding up-country vegetables, the highest price decrease was recorded for carrot as Rs.328.00/kg, followed by beetroot(Rs.165.00/kg). Regarding low-country vegetables, the maximum decrease was recorded as Rs.185.00/kg for brinjal, followed by ash plantain as Rs.38.00/kg. Prices of vegetables are expected to be decreased in coming weeks.

(Page No.04-05)

Average Retail Prices of Vegetables



Rice

Wholesale

Price of keeri samba and raw red has decreased by 1% and the prices ranged Rs.320.00-330.00/kg and Rs.170.00-180.00/kg respectively.

Prices of all other local rice varieties have not changed significantly and the average price of both samba grade I and II and nadu grade I were Rs.237.50/kg, Rs.228.91/kg, Rs.198.33/kg respectively. Price ranges of nadu grade II and raw white were Rs.190.00-193.00/kg and Rs.185.00-200.00/kg respectively.

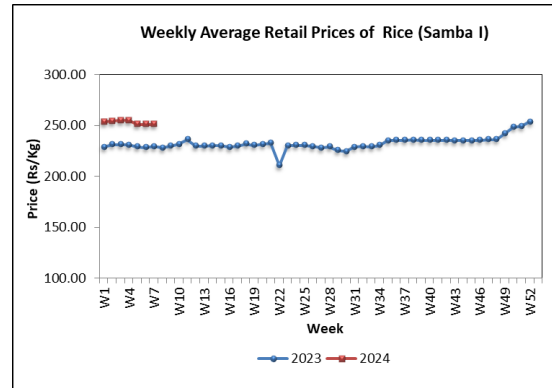
Price of imported ponni samba has decreased by 4% due to availability of low-quality stocks and the price ranged Rs.260.00-270.00/kg.

Compared to the same period of last year, the current wholesale prices of all local rice varieties have increased in the range of 2%-48% with the highest price increase recorded for keeri samba.

Retail

Prices of all rice varieties have not changed significantly compared to last week. Prices of samba, nadu, keeri samba and imported samba ranged between Rs.230.00-270.00/kg, Rs.220.00-230.00/kg, Rs.360.00-390.00/kg and Rs.280.00-300.00/kg respectively. Prices

of raw red and raw white ranged between Rs.190.00-210.00/kg and Rs.210.00-220.00/kg respectively.



Compared to the same period of last year, the current retail prices of all rice varieties have increased with the highest price increase of 50% reported for keeri samba.

Paddy

Maha harvesting commenced in some of the major producing areas. Prices of most of the varieties have decreased. Accordingly, the average farmgate price of short grain (samba) paddy has decreased by Rs.4.00-7.00/kg in Anuradhapura, Kalawewa and Kurunegala areas while the price has increased by Rs.3.00-9.00/kg in Polonnaruwa, Dehiattakandiya and Nikaweratiya areas. Prices for short grain paddy have ranged Rs.102.00-132.00/kg. Subsequently, the average farmgate price of keeri samba paddy decreased by Rs.4.00/kg and 11.00/kg in Anuradhapura and Kalawewa areas while it increased by Rs.12.00/kg

and Rs.11.00/kg in Polonnaruwa and Kurunegala areas. Price ranged Rs.120.00-156.00/kg in major producing areas. Further, a price increase of Rs.4.00-7.00/kg was reported for long grain white paddy in Polonnaruwa, Dehiattakandiya and Ampara areas while the price has dropped by Rs.8.00-11.00/kg in Anuradhapurta and Kalawewa areas. Prices ranged Rs.82.00-114.00/kg in major producing areas. Likewise, price decrease of Rs.4.00/kg was reported for long grain red paddy in Matara area and its prices ranged Rs.85.00-100.00/kg in major producing areas in the Southern province.

Compared to the same period of last year, the average farmgate prices of all major paddy varieties have increased in the range of 1%-39% with the highest recorded for keeri samba paddy.

Dried Chilies

Wholesale

Price of imported dried chilies has decreased by 1% and the price ranged Rs.850.00-950.00/kg.

Compared to the same period of last year, the current wholesale price of imported dried chilies has decreased by 26%.

Retail

Price of imported dried chilies has decreased by Rs.6.00/kg and the price ranged Rs.1050.00-1400.00/kg.

Compared to the same period of last year, the current retail price of imported dried chilies has decreased by 23%.

Onion

Wholesale

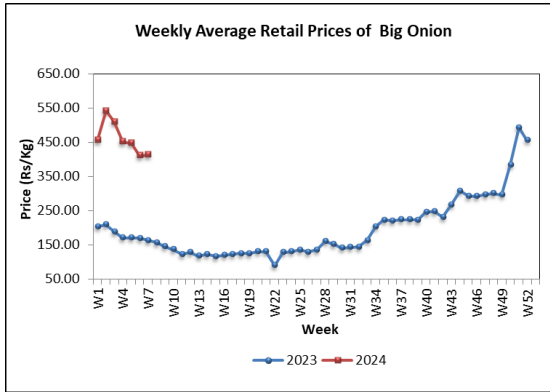
Price of imported red onion has increased by 11% due to unavailability of sufficient stocks and the price ranged Rs.210.00-270.00/kg.

Price of imported big onion has also increased by 7% due to unavailability of sufficient stocks and the price ranged Rs.310.00-350.00/kg.

Compared to the same period of last year, the current wholesale price of imported red onion has decreased by 20% while the price of imported big onion has increased by 173%.

Retail

Price of both imported red onion and big onion has increased by Rs.2.00/kg and the prices ranged Rs.320.00-480.00/kg and Rs.350.00-450.00/kg respectively.



Compared to the same period of last year, the current retail price of imported red onion has decreased by 24% and the price of imported big onion has increased by 154%.

Potato

Wholesale

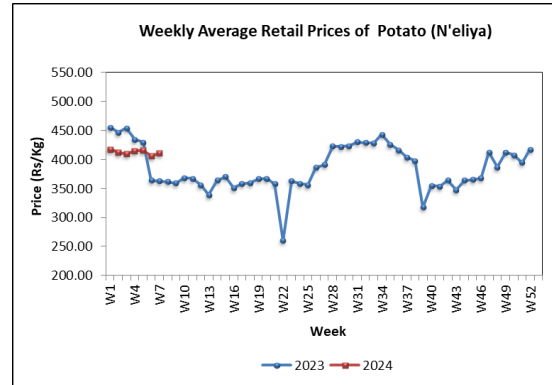
Price of Nuwara Eliya potato has increased by 4% due to unavailability of sufficient stocks and the price ranged Rs.300.00-350.00/kg.

Price of imported potato has decreased by 4% due to availability of sufficient stocks and the price ranged Rs.110.00-200.00/kg. (Price range for Pakistan stocks was Rs.110.00-120.00/kg and Rs.180.00-200.00/kg for Indian stocks.)

Compared to the same period of last year, the current wholesale price of Nuwara Eliya potato has increased by 21% while the price of imported potato has decreased by 8%.

Retail

Price of Nuwara Eliya potato has increased by Rs.4.00/kg and the price ranged Rs.380.00-440.00/kg. Price of imported potato has decreased by Rs.12.00/kg and the price ranged Rs.180.00-220.00/kg.



Compared to the same period of last year, the current retail prices of Nuwara Eliya and imported potatoes have increased by 12% and 1% respectively.

Pulses

Wholesale

Price of green gram has increased by 2% due to availability of high-quality stocks and the price ranged Rs.950.00-1100.00/kg. Price of white cowpea has decreased by 9% due to availability of low-quality stocks and the price ranged Rs.900.00-950.00/kg. Price ranges for red cowpea and red dhal were Rs.800.00-950.00/kg and Rs.290.00-300.00/kg respectively.

Compared to the same period of last year, prices of all pulses have decreased in the range of 8%-29%.

Retail

Price of white cowpea, red cowpea and red dhal have decreased by Rs.1.00-3.00/kg and their prices ranged Rs.1200.00-1300.00/kg (for both red and white cowpea and Rs.320.00-360.00/kg for red dhal). Price of green gram has increased by Rs.6.00/kg and the price ranged Rs.1100.00-1300.00/kg.

Compared to the same period of last year, the current retail prices of all pulse varieties have decreased by 9%-18%.

Vegetable

Wholesale

Prices of most of the vegetables have decreased with the increased supply from most of the major producing areas.

Considering up the country vegetables, the highest price decrease was reported for beetroot as 45% due to increased supply from Jaffna areas, followed by carrot (27%) and knolkhol (26%) due to increased supply from Nuwara Eliya area. Prices of raddish and leeks have decreased by 19% and 23%.

Prices of tomato (3%) and capsicum (12%) have increased further due to low supply.

Considering, the low country vegetables, the highest price decrease was reported for brinjal as 44% due to increased supply from Embilipitiya area, followed by luffa (12%). Prices of ladies fingers, bitter gourd and snake gourd have decreased in the range of 2%-3%. However, prices of cucumber and pumpkin have increased by 14% and 11% with decreased supply from major producing areas.

Price of green chilies has decreased by 15% due to increased supply from Jaffna area and the price of lime has also decreased by 7%.

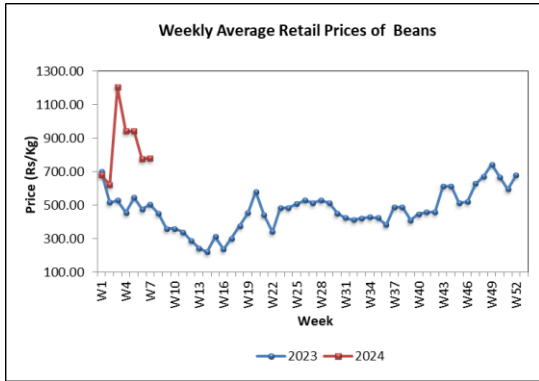
Compared to the same period of last year, prices of the most of the vegetables have increased with the highest price increase reported for cabbage as 643%, followed by carrot (443%).

Retail

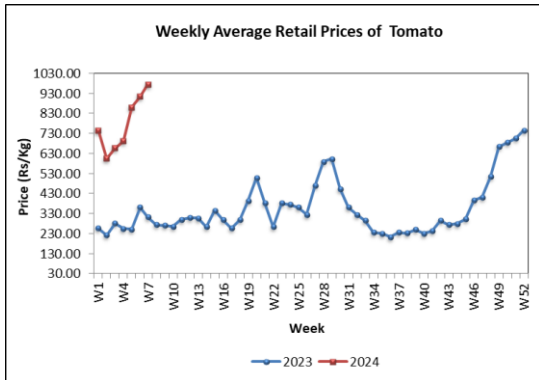
In line with decreased wholesale prices, retail prices of the most of the vegetable varieties have also decreased.

Considering up country varieties, the highest price decrease was reported for carrot as Rs.328.00/kg, followed by beetroot as (Rs.165.00/kg). Prices of leeks, cabbage, knolkhol and raddish have

decreased by Rs.119.00/kg, Rs.72.00/kg, Rs.44.00/kg and Rs.39.00/kg respectively.



Prices of tomato and capsicum have increased by Rs.61.00/kg and Rs.32.00/kg respectively.



Considering low country varieties, the highest price increase was reported for pumpkin as Rs.52.00/kg. Prices of brinjal and ash plantain have decreased by Rs.185.00/kg and Rs.38.00/kg. Further, prices of ladies fingers, bitter gourd, snake gourd and luffa have also decreased by Rs.28.00-47.00/kg.

Further, prices of green chilies and lime have decreased by Rs.151.00/kg and Rs.50.00/kg respectively.

Compared to the same period of last year, prices of the most of vegetable varieties have increased with the highest price increase reported for cabbage as 282%, followed by carrot (Rs.263.00/kg).

Coconut

Wholesale

Prices of both large and small nuts have increased by 2%. Price ranges were Rs.95.00-105.00 for a large nut and Rs.80.00-85.00 for a small nut.

Compared to the same period of last year, prices of large nut have increased by 1% and price of small nut has decreased by 7%.

Retail

Prices of both large and small nuts have increased by Rs.3.00/nut and Rs.1.00/nut respectively. Price ranges were Rs.110.00-120.00 for a large nut and Rs.90.00-110.00 for a small nut.

Compared to the same period of last year, prices of large and small nuts have increased 3% and 8% respectively.

Fruits

Wholesale

Prices of most of the fruit varieties have increased due to limited stocks. The highest

price increase was reported as 19% for avocado due to limited stocks. Price of imported grapes has increased by 7% due to availability of quality stocks from China and India while price of king coconut has increased by 7% due to high demand with dry weather.

However, price of orange has decreased by 24% while price of slime apple has decreased by 10% with availability of sufficient stocks. Further, price of passion fruit has decreased by 18% while prices all banana varieties have decreased in the range of 2%-15% with low demand.

Compared to the same period of last year, prices of the most of the fruit varieties have increased with the highest price increase of 105% reported for avocado.

Retail

Prices of most of the fruit varieties has increased in line with increased wholesale prices. The highest price increase of Rs.40.00/kg was reported for imported grapes due to unavailability of sufficient stocks in the market. Further, the prices of small, medium and large sized pineapple have increased in the range of Rs.9.00-35.00/fruit due to high demand in the market.

In addition, the price of wood apple has increased by Rs.9.00/fruit. Moreover, the price of papaw has increased by Rs.6.00/kg due to high demand in the market.

Meanwhile, the highest price decrease of Rs.27.00/kg was reported for kolikuttu banana due to low demand in the market. Prices of seeni and ambul banana have decreased by Rs.22.00/kg and Rs.11.00/kg respectively. Moreover, the prices of orange and passion fruit have decreased by Rs.16.00/fruit and Rs.10.00/fruit respectively.

Compared to the same period of last year, prices of the most fruit varieties have increased with the highest price increase reported for small sized pineapple as 58%.

Fresh Fish

Wholesale

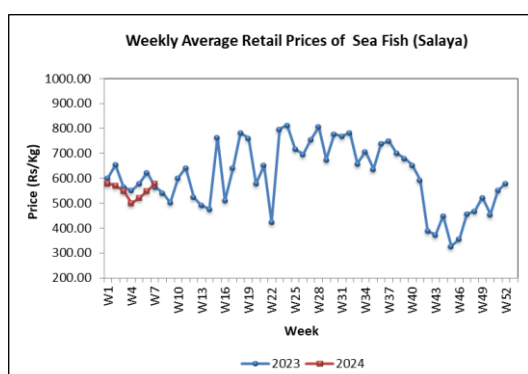
Wholesale prices of all fresh fish types have increased due to decrease in wholesale supply compared to demand. The highest price increase of 33% was noted for salaya due to low supply from Trincomalee, Mannar and Kalpitiya areas and the price ranged between Rs.300.00-400.00/kg. A price increase of 13% was noted for shrimps due to low supply from Chilaw, Kalpitiya and Jaffna areas and the price ranged between Rs.1650.00-1850.00/kg. Likewise, an increase of 11%

was noted for kelawalla due to low supply from Galle, Mirissa and Beruwala areas and the price ranged between Rs.1250.00-1350.00/kg. Also, the wholesale prices of balaya, mora and paraw have increased by 6%-10%.

Compared to the same period of last year, wholesale prices of most of the fresh fish types have increased in the range of 1%-16% with the highest price increase was noted for shrimps.

Retail

Prices of all types of fresh fish except balaya have increased further in line with increased wholesale prices. The highest price increase of Rs.344.00/kg was reported for thora followed by Rs.302.00/kg for paraw. Prices of hurulla have increased by Rs.106.00/kg. The remaining types have increased in the range of Rs.21.00-57.00/kg.



Compared to the same period of last year, prices of the most types of fresh

fish have increased in the range of 1%-8% with the highest price increase reported for paraw.

Dried Fish

Wholesale

Due to increased supply of local dried fish, prices of all local and imported dried fish types have decreased. The highest price decrease of 17% was noted for local sprats due to high supply from Trincomalee, Mannar and Mullaitivu areas, and the price ranged Rs.1250.00-1600.00/kg. A price decrease of 13% was noted for imported sprats due to high supply from Iran and Thailand and the price ranged between Rs.800.00-1000.00/kg. Likewise, a price decrease of 6% was noted for local balaya due to high supply from Negombo and Beruwala areas and the price ranged between Rs.850.00-1050.00/kg. Also, a price decrease of 4% was noted for imported kattawa due to high supply from Oman and Indonesia and the price ranged between Rs.1250.00-1400.00/kg. In addition, wholesale prices of imported anguluwa, local maduwa and local salaya have decreased by 1%-2%.

Compared to the same period of last year, current wholesale prices of most of the dried fish types have decreased in the

range of 2%-38% with the highest price decrease noted for local salaya.

Retail

In line with decreased wholesale prices, the retail prices of most types of dried fish have decreased due to increased supply. The highest price decrease was reported for balaya as Rs.21.00/kg followed by Rs.17.00/kg for imported sprats. The remaining types have decreased in the range of Rs.9.00-16.00/kg.

However, prices of anguluwa, local sprats and salaya have increased by Rs.300.00/kg, Rs.232.00/kg and Rs.75.00/kg respectively due to limited supply.

Compared to the same period of last year, prices of the most types of dried fish have increased in the range of 17%-21%.

Eggs

Wholesale

Price of brown egg has increased by 1% while the price of white egg has not changed significantly and their prices ranged between Rs.58.00-60.00/egg and Rs.56.00-57.00/egg respectively.

Compared to the same period of last year, prices of both brown and white eggs have increased by 28% and 29% respectively.

Retail

Prices of both white and brown eggs have not changed significantly. Price range of a brown egg was Rs.60.00-61.00/egg and the average price of a white egg was Rs.58.00.

Compared to the same period of last year, prices of both brown and white eggs have increased by 31% and 32% respectively.

Meat

Retail

Prices of all the types of meat except skin less curry chicken have decreased due to low demand and decreased farmgate prices. Price of mutton has decreased by Rs.68.00/kg. Prices of both skinless broiler chicken and beef have decreased by Rs.13.00/kg and Rs.67.00/kg respectively. Price of pork has not changed significantly.

Compared to the same period of last year, the retail prices of most types of meat have increased in the range of 1%-9%.

EXPLANATORY NOTE

The Food Commodities Bulletin is a weekly publication containing information relating to wholesale and retail prices of selected food commodities in nine selected markets in and around Colombo and main

markets in the major producing areas.

The information is analyzed and presented as prevailing prices, price ranges, averages, and a comparison of weekly prices. The changes in prices reported are always with price prevailed during the previous week unless otherwise stated.

The frequency of collection of wholesale price information is twice a week (i.e., Tuesday and Friday) while with retail prices, it is thrice a week (i.e., Friday, Monday, and Tuesday).

Table 01: Selected Markets: Wholesale Price of Rice (Rs/50kg bag)

Week 07: 09 - 15 February 2024

LOCATIONS	Rice Varieties													
	Samba 1		Samba 2		Keeri Samba		Nadu 1		Nadu 2		Raw Red		Raw White	
Colombo	11750	12000	11400	11600	16000	16500	9750	10250	9500	9650	8500	9000	9250	10000
Divulapitiya	11500	12600	11000	11300	15500	17000	9900	10700	9000	9600	8500	9000	9000	9500
Kurunegala	12500	12650	11250	11500	17000	17000	10600	10750	9400	9650	8750	8750	9250	9500
Nikaweratiya	12500	12500	11000	11500	16250	18000	10650	10700	9000	9100	9250	10000	8950	9000
Badulla	-	-	11500	11500	-	-	10750	11000	10500	10500	8250	8750	9250	10000
Puttalam	-	-	11250	11500	-	-	10700	10850	9250	9500	10000	10250	9600	9850
Dambulla	12500	12600	11500	11600	-	-	10700	10750	10150	10250	9400	9500	9500	9750
Anuradhapura	12000	12500	11500	11500	17000	17500	10750	10900	-	-	10000	10250	9750	10250
Tambuttegama	-	-	11250	11500	-	-	10600	10600	9500	10000	-	-	9000	9350
Polonnaruwa	12350	12600	11850	11900	-	-	10700	10750	9700	9750	10200	10250	9700	9750
Kalutara	-	-	11600	11750	-	-	-	-	9650	9750	8900	9150	9900	10150
Ampara	-	-	11500	11500	-	-	11000	11000	10500	10500	8250	8250	8250	8950
Kandy	11750	12000	11250	11500	16500	17000	10250	10500	9250	9500	8750	9000	9750	10000
Moneragala	12000	12500	-	-	17000	17500	10750	10850	-	-	8250	8750	8750	9750
Kegalle	-	-	-	-	-	-	-	-	-	-	-	-	-	-
Dehiattakandiya	-	-	-	-	-	-	10750	10900	10250	10250	9750	10250	10000	10250
Hambantota	11750	12000	-	-	-	-	-	-	-	-	7750	8000	9750	9900
Matara	-	-	-	-	-	-	10500	10800	-	-	8000	8500	9800	10150
Galle	-	-	-	-	-	-	10750	10900	-	-	7750	8000	9500	10000
Meegoda	-	-	11250	11500	-	-	10650	10650	9300	9750	8000	8500	9000	9500
Tissamaharama	11750	12250	11250	11500	16000	18750	10750	11250	-	-	7500	8000	9750	10250
Embilipitiya	-	-	11400	11450	-	-	10500	10600	9950	10050	7800	7950	9250	9350
Jaffna	12000	12250	-	-	17250	17800	10000	10250	9000	9250	8500	8700	10000	10250
Vavuniya	-	-	-	-	-	-	-	-	9500	9700	8750	8900	9250	9700
Mannar	11750	12000	-	-	17750	18000	10000	10250	9500	9750	8500	8750	10000	10250
Killinochchi	11750	12000	-	-	17750	18000	10000	10250	9000	9250	8250	8500	10000	10250
Mullattivu	-	-	-	-	-	-	-	-	-	-	-	-	-	-
Batticaloa	11750	11900	-	-	17500	17600	10450	10650	9750	9800	8500	8650	10000	10200
Trincomalee	11700	11750	11500	11600	17000	17000	10250	10500	9700	9900	8850	9100	10000	10250
Galenbindunuwew	11900	12500	11500	11500	17000	17500	10750	10850	10350	10500	9500	10250	9750	10250
Matale	12000	12500	11500	11650	16750	17000	10500	10750	9250	10000	8750	9500	9500	10000

Table 02: Selected Markets: Retail Price of Rice (Rs/kg)

Week 07: 09 - 15 February 2024

LOCATIONS	Rice Varieties													
	Samba 1		Samba 2		Keeri Samba		Nadu 1		Nadu 2		Raw Red		Raw White	
Colombo	230.00	260.00	-	-	-	-	220.00	230.00	220.00	220.00	190.00	220.00	210.00	220.00
Gampaha	250.00	260.00	235.00	240.00	330.00	360.00	220.00	220.00	205.00	210.00	190.00	190.00	200.00	210.00
Kurunegala	260.00	260.00	240.00	240.00	350.00	350.00	220.00	220.00	-	-	200.00	200.00	210.00	210.00
Nikaweratiya	270.00	270.00	230.00	230.00	370.00	370.00	220.00	220.00	183.00	200.00	200.00	210.00	195.00	210.00
Dambulla	255.00	260.00	235.00	240.00	350.00	360.00	216.00	220.00	208.00	210.00	200.00	205.00	195.00	205.00
Anuradhapura	250.00	260.00	230.00	235.00	350.00	360.00	220.00	220.00	-	-	210.00	210.00	200.00	210.00
Thambuththegama	250.00	260.00	230.00	240.00	340.00	360.00	220.00	220.00	200.00	212.00	210.00	215.00	195.00	205.00
Polonnaruwa	250.00	255.00	235.00	242.00	350.00	360.00	218.00	220.00	195.00	200.00	210.00	210.00	195.00	200.00
Kaluthara	250.00	255.00	-	-	-	-	215.00	220.00	-	-	190.00	195.00	210.00	215.00
Badulla	-	-	230.00	230.00	-	-	220.00	220.00	210.00	215.00	165.00	170.00	185.00	190.00
Keppetipola	-	-	230.00	240.00	-	-	218.00	220.00	209.00	210.00	170.00	175.00	199.00	205.00
Moneragala	250.00	260.00	-	-	350.00	360.00	220.00	220.00	-	-	170.00	180.00	180.00	200.00
Kegalle	265.00	270.00	-	-	370.00	370.00	220.00	220.00	195.00	210.00	210.00	210.00	210.00	220.00
Ampara	270.00	270.00	230.00	235.00	370.00	390.00	220.00	220.00	210.00	210.00	173.00	195.00	180.00	200.00
Dehiattakandiya	255.00	260.00	-	-	-	-	220.00	220.00	210.00	210.00	200.00	210.00	200.00	210.00
Nuwaraeliya	-	-	230.00	235.00	-	-	217.00	220.00	208.00	210.00	178.00	185.00	200.00	206.00
Kandy	250.00	260.00	235.00	240.00	360.00	370.00	220.00	220.00	205.00	210.00	190.00	200.00	205.00	210.00
Puttalam	-	-	230.00	240.00	-	-	220.00	220.00	190.00	200.00	205.00	215.00	200.00	205.00
Hambantota	240.00	250.00	-	-	-	-	-	-	-	-	160.00	165.00	200.00	205.00
Rathnapura	-	-	-	-	-	-	220.00	225.00	215.00	215.00	170.00	180.00	190.00	210.00
Matara	250.00	270.00	-	-	360.00	380.00	220.00	220.00	-	-	165.00	175.00	200.00	210.00
Galle	270.00	270.00	-	-	-	-	220.00	220.00	-	-	160.00	170.00	210.00	210.00
Tissamaharama	230.00	250.00	-	-	360.00	380.00	220.00	230.00	-	-	154.00	165.00	200.00	210.00
Meegoda (DEC)	230.00	250.00	-	-	340.00	340.00	215.00	220.00	210.00	210.00	170.00	180.00	190.00	200.00
Embilipitiya	230.00	250.00	-	-	-	-	215.00	220.00	205.00	210.00	160.00	170.00	198.00	210.00
Jaffna	250.00	255.00	-	-	350.00	365.00	210.00	220.00	190.00	200.00	180.00	190.00	210.00	215.00
Vavuniya	-	-	-	-	-	-	210.00	215.00	200.00	206.00	180.00	185.00	210.00	215.00
Mannar	245.00	250.00	-	-	390.00	390.00	215.00	220.00	205.00	210.00	180.00	190.00	210.00	220.00
Killinochchi	240.00	245.00	-	-	365.00	370.00	210.00	215.00	190.00	195.00	175.00	180.00	210.00	215.00
Mullaittivu	-	-	-	-	-	-	-	-	-	-	-	-	-	-
Batticaloa	244.00	246.00	-	-	364.00	365.00	216.00	220.00	196.00	203.00	176.00	180.00	206.00	210.00
Trincomalee	240.00	245.00	-	-	350.00	350.00	215.00	220.00	205.00	210.00	185.00	196.00	208.00	215.00
Hanguranketha	-	-	228.00	243.00	-	-	215.00	220.00	198.00	210.00	175.00	185.00	192.00	210.00
Veyangoda	250.00	260.00	230.00	240.00	360.00	360.00	220.00	220.00	210.00	210.00	190.00	200.00	200.00	200.00
Galenbindunuwewa	240.00	260.00	230.00	235.00	350.00	360.00	220.00	220.00	210.00	215.00	195.00	210.00	200.00	210.00
Bandarawela	-	-	230.00	235.00	350.00	360.00	-	-	200.00	205.00	175.00	185.00	195.00	200.00
Matale	255.00	260.00	235.00	240.00	350.00	360.00	215.00	220.00	195.00	208.00	195.00	200.00	195.00	210.00

Table 04: Selected Markets: Wholesale Price of Subsidiary Food (Rs/50kg)

Week 07: 09 - 15 February 2024

LOCATION	Dried Chillies	Red Onion		Big Onion	Potato			Pulses		
	Imported	Imported	Local		Imported	Welimada	Nuwara Eliya	Green Gram	Cowpea	Red Dhal
Colombo	42500 - 47500	10500 - 13500	-	15500 - 17500	5500 - 10000	-	15000 - 17500	47500 - 55000	45000 - 47500	14500 - 15000
Kurunegala	41250 - 46000	14500 - 14500	-	15000 - 18750	5750 - 6750	-	-	45000 - 55000	42500 - 47500	14750 - 15250
Nikaweratiya	42500 - 47500	12500 - 14000	-	18000 - 18500	6250 - 6250	-	-	42500 - 48750	40000 - 51500	14750 - 15250
Dehiattakandiya	46000 - 46000	13000 - 17500	-	16500 - 19000	7000 - 7500	-	-	47500 - 50000	-	14500 - 16000
Dambulla (DEC)	41500 - 42000	11500 - 12500	-	17000 - 18500	5750 - 6250	-	16500 - 17000	45000 - 46500	37500 - 37500	14750 - 15000
Anuradhapura	46000 - 52000	13500 - 17500	-	17500 - 18000	6500 - 7750	-	-	50000 - 52500	47500 - 52500	15000 - 15750
Thambuththegama	42500 - 45000	13000 - 15000	-	17250 - 17500	5750 - 6000	-	15500 - 17500	37500 - 39000	37500 - 40000	14800 - 15250
Polonnaruwa	50000 - 52000	15000 - 17500	-	18250 - 19500	7500 - 9500	-	19500 - 20500	45000 - 49000	50000 - 50000	15500 - 16250
Kaluthara	46500 - 47500	13000 - 13500	-	17000 - 17250	8500 - 9000	-	16250 - 16500	50000 - 55000	46500 - 47500	14900 - 15250
Puttalam	42500 - 50000	-	12500 - 15000	15500 - 17000	7250 - 8500	-	18000 - 20500	42500 - 50000	46000 - 50000	15500 - 15800
Kandy	48000 - 50000	14000 - 14250	-	16000 - 18500	5750 - 6250	-	16000 - 16500	48000 - 50000	45000 - 47500	15000 - 15250
Matara	47500 - 50000	13750 - 14750	-	17000 - 17500	7500 - 8000	-	18000 - 18500	47500 - 52500	49000 - 55000	15250 - 15750
Hambantota	45000 - 50000	13500 - 15000	-	17000 - 18000	6500 - 7500	-	-	47500 - 55000	47500 - 55000	15250 - 15750
Kegalle	45000 - 50000	13500 - 14000	-	16500 - 17000	6000 - 6100	-	16500 - 17000	47500 - 48000	47500 - 48000	15400 - 15500
Galle	47500 - 52500	12000 - 12500	-	15000 - 16750	6500 - 7500	14000 - 14250	-	50000 - 55000	-	14750 - 15500
Tissamaharama	47500 - 52500	13500 - 14500	-	17000 - 17500	6750 - 7250	-	18000 - 18500	50000 - 55000	37500 - 42500	15250 - 15750
Meegoda (DEC)	44000 - 47500	13000 - 13500	-	18000 - 18500	5750 - 6250	-	15500 - 15750	45000 - 55000	43500 - 55000	14750 - 15000
Jaffna	45000 - 47500	-	12250 - 13000	16500 - 17000	8500 - 9000	-	15000 - 15500	42500 - 43000	45000 - 46000	14750 - 15000
Vavuniya	50000 - 52500	13500 - 14000	-	16500 - 17500	6500 - 7000	-	-	40000 - 42000	-	15500 - 15700
Mannar	46500 - 48000	14500 - 15500	-	17500 - 18000	6500 - 7000	-	-	50000 - 52500	-	15300 - 15500
Killinochchi	47000 - 48000	15000 - 16500	-	18000 - 19000	7000 - 7500	-	-	45000 - 46500	-	15000 - 15500
Mullattivu	-	-	-	-	-	-	-	-	-	-
Batticaloa	49000 - 50500	13500 - 14500	-	19000 - 19500	7850 - 8000	-	19500 - 20500	52000 - 52750	47500 - 49000	15000 - 15250
Trincomalee	45000 - 49000	13000 - 15000	-	16500 - 17000	5500 - 7000	-	-	47500 - 49000	-	15000 - 15250
Galenbindunuwewa	46250 - 50000	15000 - 17000	-	17500 - 18500	6750 - 8000	-	-	46000 - 50000	47500 - 50000	15000 - 16000
Matale	47500 - 49000	15000 - 16000	-	16500 - 18000	6500 - 6750	-	-	47500 - 52500	49000 - 52500	14750 - 15000

Table 05: Selected Markets: Retail Price of Subsidiary Food Crops (Rs/kg)

Week 07: 09 - 15 February 2024

LOCATIONS	Dried Chillies	Red Onion		Big Onion	Potato			Pulses		
	Imported	Imported	Local		Imported	Welimada	Nuwara Eliya	Green Gram	Cowpea	Red Dhal
Colombo	1100.00 - 1300.00	480.00 - 600.00	-	420.00 - 480.00	180.00 - 220.00	-	400.00 - 440.00	1000.00 - 1400.00	1200.00 - 1400.00	320.00 - 360.00
Gampaha	1180.00 - 1200.00	400.00 - 480.00	-	440.00 - 450.00	200.00 - 220.00	-	440.00 - 480.00	1180.00 - 1200.00	1300.00 - 1300.00	340.00 - 360.00
Kurunegala	1000.00 - 1100.00	340.00 - 400.00	-	390.00 - 400.00	160.00 - 200.00	-	380.00 - 420.00	1200.00 - 1200.00	1200.00 - 1200.00	320.00 - 350.00
Nikaweratiya	1000.00 - 1100.00	350.00 - 400.00	-	350.00 - 380.00	150.00 - 180.00	-	400.00 - 400.00	950.00 - 1100.00	1000.00 - 1300.00	320.00 - 340.00
Dambulla	1000.00 - 1050.00	300.00 - 320.00	-	380.00 - 400.00	140.00 - 160.00	-	-	1000.00 - 1100.00	900.00 - 1000.00	310.00 - 320.00
Anuradhapura	1000.00 - 1200.00	320.00 - 400.00	-	380.00 - 400.00	150.00 - 200.00	-	-	1100.00 - 1200.00	1000.00 - 1100.00	310.00 - 340.00
Thambuththegama	980.00 - 1150.00	350.00 - 440.00	-	350.00 - 400.00	150.00 - 170.00	-	-	900.00 - 950.00	-	300.00 - 330.00
Polonnaruwa	1100.00 - 1200.00	320.00 - 360.00	-	380.00 - 400.00	160.00 - 200.00	-	400.00 - 420.00	1060.00 - 1100.00	1100.00 - 1200.00	320.00 - 340.00
Kaluthara	1000.00 - 1040.00	380.00 - 400.00	-	400.00 - 420.00	200.00 - 220.00	-	450.00 - 470.00	1320.00 - 1380.00	1180.00 - 1260.00	310.00 - 330.00
Badulla	1000.00 - 1100.00	320.00 - 350.00	-	360.00 - 380.00	150.00 - 200.00	320.00 - 320.00	400.00 - 400.00	950.00 - 1000.00	980.00 - 1000.00	320.00 - 320.00
Keppetipola	1200.00 - 1300.00	340.00 - 360.00	-	380.00 - 400.00	180.00 - 210.00	300.00 - 330.00	-	1000.00 - 1100.00	1100.00 - 1200.00	315.00 - 320.00
Moneragala	1000.00 - 1100.00	360.00 - 400.00	-	380.00 - 400.00	160.00 - 200.00	-	380.00 - 400.00	1000.00 - 1200.00	900.00 - 1000.00	320.00 - 340.00
Kegalle	980.00 - 1100.00	300.00 - 350.00	-	380.00 - 400.00	165.00 - 200.00	-	400.00 - 420.00	1050.00 - 1100.00	1000.00 - 1100.00	310.00 - 380.00
Ampara	990.00 - 1100.00	300.00 - 360.00	-	350.00 - 400.00	140.00 - 160.00	-	380.00 - 400.00	975.00 - 1160.00	920.00 - 1120.00	310.00 - 310.00
Dehiattakandiya	1000.00 - 1200.00	350.00 - 380.00	-	350.00 - 440.00	150.00 - 160.00	-	-	950.00 - 1000.00	1200.00 - 1200.00	300.00 - 330.00
Nuwaraeliya	1250.00 - 1350.00	360.00 - 380.00	-	380.00 - 420.00	190.00 - 220.00	-	340.00 - 360.00	980.00 - 1050.00	900.00 - 1000.00	310.00 - 320.00
Kandy	1060.00 - 1100.00	360.00 - 400.00	-	380.00 - 400.00	150.00 - 160.00	-	420.00 - 440.00	1200.00 - 1300.00	1200.00 - 1250.00	330.00 - 350.00
Puttalam	980.00 - 1050.00	-	300.00 - 400.00	360.00 - 400.00	160.00 - 200.00	-	400.00 - 480.00	900.00 - 1100.00	1000.00 - 1200.00	320.00 - 330.00
Rathnapura	1100.00 - 1200.00	360.00 - 400.00	-	380.00 - 400.00	180.00 - 200.00	-	380.00 - 400.00	1040.00 - 1200.00	1000.00 - 1150.00	320.00 - 340.00
Hambantota	1050.00 - 1200.00	300.00 - 340.00	-	360.00 - 380.00	150.00 - 180.00	-	-	1000.00 - 1200.00	1100.00 - 1200.00	320.00 - 340.00
Matara	1000.00 - 1200.00	300.00 - 400.00	-	360.00 - 400.00	160.00 - 200.00	-	380.00 - 400.00	1000.00 - 1200.00	1000.00 - 1200.00	320.00 - 340.00
Galle	1000.00 - 1200.00	300.00 - 400.00	-	360.00 - 380.00	160.00 - 180.00	-	380.00 - 400.00	1100.00 - 1200.00	1200.00 - 1300.00	320.00 - 330.00
Tissamaharama	1050.00 - 1200.00	300.00 - 340.00	-	380.00 - 400.00	150.00 - 180.00	-	380.00 - 400.00	1100.00 - 1200.00	900.00 - 1100.00	315.00 - 335.00
Meegoda (DEC)	1000.00 - 1100.00	-	-	370.00 - 400.00	140.00 - 200.00	-	380.00 - 400.00	950.00 - 1200.00	920.00 - 1320.00	310.00 - 340.00
Embilipitiya	1150.00 - 1250.00	350.00 - 400.00	-	350.00 - 400.00	170.00 - 200.00	-	380.00 - 400.00	980.00 - 1200.00	1000.00 - 1100.00	320.00 - 380.00
Jaffna	1000.00 - 1150.00	-	270.00 - 290.00	350.00 - 380.00	190.00 - 210.00	-	-	930.00 - 950.00	950.00 - 1000.00	310.00 - 320.00
Vavuniya	1150.00 - 1200.00	300.00 - 320.00	-	400.00 - 420.00	180.00 - 200.00	-	-	900.00 - 950.00	-	320.00 - 324.00
Mannar	1100.00 - 1200.00	320.00 - 350.00	-	380.00 - 400.00	150.00 - 180.00	-	-	1100.00 - 1200.00	-	320.00 - 340.00
Killinochchi	1000.00 - 1040.00	340.00 - 360.00	-	400.00 - 430.00	170.00 - 180.00	-	-	950.00 - 970.00	-	320.00 - 330.00
Mullaittivu	-	-	-	-	-	-	-	-	-	-
Batticaloa	1050.00 - 1100.00	320.00 - 350.00	-	420.00 - 440.00	170.00 - 180.00	-	440.00 - 460.00	1080.00 - 1120.00	1000.00 - 1050.00	320.00 - 326.00
Trincomalee	1000.00 - 1200.00	370.00 - 400.00	-	380.00 - 420.00	170.00 - 200.00	-	-	1000.00 - 1100.00	-	310.00 - 315.00
Hanguranketha	980.00 - 1100.00	300.00 - 350.00	-	400.00 - 440.00	150.00 - 180.00	-	-	998.00 - 1100.00	1000.00 - 1100.00	305.00 - 320.00
Veyangoda	1000.00 - 1100.00	320.00 - 320.00	-	400.00 - 440.00	140.00 - 160.00	-	480.00 - 480.00	1200.00 - 1400.00	1100.00 - 1400.00	310.00 - 320.00
Galenbindunuwewa	1000.00 - 1050.00	320.00 - 360.00	-	370.00 - 390.00	150.00 - 180.00	-	-	960.00 - 1025.00	1000.00 - 1100.00	320.00 - 330.00
Bandarawela	1000.00 - 1100.00	380.00 - 400.00	-	380.00 - 400.00	160.00 - 200.00	320.00 - 340.00	-	1100.00 - 1200.00	1150.00 - 1200.00	320.00 - 340.00
Matale	1000.00 - 1150.00	320.00 - 340.00	-	360.00 - 420.00	140.00 - 180.00	-	-	1000.00 - 1180.00	1000.00 - 1150.00	310.00 - 320.00

Table 06: Selected Markets: Wholesale Price of Vegetables(Rs/kg)

Week 07: 09 - 15 February 2024

Locations	Butter Beans	Green Beans	Carrot	Leeks	Beetroot	Knolkhol
Colombo	-	550.00 - 650.00	500.00 - 600.00	280.00 - 350.00	300.00 - 400.00	200.00 - 250.00
Meegoda (DEC)	-	620.00 - 650.00	550.00 - 720.00	290.00 - 350.00	290.00 - 320.00	310.00 - 350.00
Dambulla (DEC)	-	550.00 - 600.00	500.00 - 650.00	250.00 - 300.00	220.00 - 280.00	280.00 - 320.00
Keppetipola (DEC)	-	500.00 - 600.00	400.00 - 450.00	250.00 - 300.00	300.00 - 350.00	250.00 - 300.00
Norochchole (DEC)	-	-	-	-	300.00 - 350.00	-
Nuwara Eliya	-	550.00 - 600.00	620.00 - 630.00	310.00 - 320.00	250.00 - 260.00	260.00 - 280.00
Kandy	-	750.00 - 800.00	600.00 - 650.00	330.00 - 350.00	280.00 - 320.00	250.00 - 300.00
Hambantota	-	650.00 - 750.00	600.00 - 700.00	350.00 - 400.00	320.00 - 400.00	350.00 - 380.00
Thambuththegama (DEC)	-	450.00 - 600.00	650.00 - 750.00	330.00 - 360.00	280.00 - 310.00	-
Jaffna	-	350.00 - 370.00	700.00 - 720.00	350.00 - 365.00	310.00 - 320.00	-
Bandarawela	-	500.00 - 550.00	480.00 - 520.00	260.00 - 300.00	320.00 - 350.00	250.00 - 300.00
Veyangoda	-	650.00 - 680.00	500.00 - 580.00	330.00 - 350.00	290.00 - 340.00	320.00 - 350.00

Locations	Raddish	Cabbage	Tomato	Ladies Fingers	Brinjal	Capsicum
Colombo	80.00 - 120.00	350.00 - 450.00	650.00 - 750.00	250.00 - 280.00	150.00 - 250.00	900.00 - #####
Meegoda (DEC)	110.00 - 150.00	420.00 - 550.00	680.00 - 750.00	270.00 - 280.00	180.00 - 200.00	800.00 - 950.00
Moneragala	170.00 - 200.00	500.00 - 550.00	500.00 - 600.00	250.00 - 350.00	200.00 - 220.00	900.00 - 950.00
Dambulla (DEC)	100.00 - 120.00	300.00 - 350.00	600.00 - 650.00	250.00 - 300.00	125.00 - 150.00	600.00 - 700.00
Keppetipola (DEC)	50.00 - 70.00	300.00 - 350.00	600.00 - 650.00	250.00 - 260.00	200.00 - 250.00	700.00 - 800.00
Norochchole (DEC)	60.00 - 100.00	300.00 - 350.00	500.00 - 600.00	180.00 - 220.00	200.00 - 250.00	650.00 - 800.00
Nuwara Eliya	80.00 - 90.00	430.00 - 450.00	640.00 - 660.00	320.00 - 330.00	280.00 - 300.00	800.00 - 850.00
Kandy	100.00 - 130.00	350.00 - 400.00	680.00 - 700.00	280.00 - 300.00	200.00 - 250.00	750.00 - 800.00
Hambantota	150.00 - 200.00	450.00 - 500.00	600.00 - 700.00	250.00 - 300.00	180.00 - 280.00	800.00 - 950.00
Thambuththegama (DEC)	90.00 - 120.00	370.00 - 410.00	550.00 - 600.00	220.00 - 250.00	100.00 - 150.00	800.00 - 900.00
Tissamaharama	150.00 - 180.00	480.00 - 520.00	600.00 - 700.00	250.00 - 280.00	150.00 - 180.00	750.00 - 850.00
Jaffna	75.00 - 90.00	450.00 - 465.00	740.00 - 760.00	455.00 - 465.00	390.00 - 410.00	850.00 - 870.00
Bandarawela	50.00 - 70.00	350.00 - 400.00	600.00 - 650.00	-	150.00 - 200.00	750.00 - 800.00
Veyangoda	120.00 - 150.00	350.00 - 450.00	660.00 - 730.00	240.00 - 280.00	170.00 - 230.00	750.00 - 900.00

Locations	Pumpkin	Cucumber	Bitter Gourd	Snake Gourd	Drumstick	Luffa
Colombo	250.00 - 280.00	70.00 - 100.00	350.00 - 400.00	200.00 - 280.00	-	250.00 - 300.00
Meegoda (DEC)	280.00 - 300.00	70.00 - 90.00	350.00 - 420.00	200.00 - 230.00	-	250.00 - 300.00
Moneragala	250.00 - 300.00	100.00 - 130.00	350.00 - 400.00	280.00 - 300.00	-	320.00 - 360.00
Dambulla (DEC)	250.00 - 270.00	50.00 - 70.00	300.00 - 350.00	180.00 - 220.00	-	230.00 - 250.00
Keppetipola (DEC)	200.00 - 250.00	80.00 - 100.00	300.00 - 330.00	200.00 - 220.00	-	240.00 - 250.00
Norochchole (DEC)	120.00 - 150.00	40.00 - 60.00	320.00 - 370.00	180.00 - 240.00	-	220.00 - 250.00
Nuwara Eliya	250.00 - 260.00	100.00 - 110.00	330.00 - 340.00	230.00 - 240.00	-	260.00 - 270.00
Kandy	250.00 - 260.00	70.00 - 80.00	320.00 - 350.00	230.00 - 250.00	-	250.00 - 280.00
Hambantota	250.00 - 300.00	80.00 - 110.00	380.00 - 420.00	250.00 - 280.00	-	300.00 - 330.00
Thambuththegama (DEC)	250.00 - 300.00	60.00 - 80.00	300.00 - 350.00	170.00 - 200.00	-	200.00 - 250.00
Tissamaharama	260.00 - 320.00	80.00 - 90.00	350.00 - 420.00	270.00 - 280.00	-	250.00 - 280.00
Jaffna	160.00 - 180.00	110.00 - 125.00	540.00 - 560.00	170.00 - 190.00	##### - #####	-
Bandarawela	240.00 - 260.00	80.00 - 100.00	-	-	-	-
Veyangoda	280.00 - 320.00	80.00 - 100.00	400.00 - 460.00	230.00 - 260.00	-	290.00 - 330.00

Table 06 (Contd.)

	Long Beans	Ash Plantain	Green Chillies	Lime	Sweet Potatoe	Manioc
Colombo	200.00 - 300.00	250.00 - 300.00	750.00 - 900.00	130.00 - 150.00	140.00 - 180.00	80.00 - 120.00
Meegoda (DEC)	210.00 - 280.00	280.00 - 320.00	800.00 - 900.00	140.00 - 150.00	140.00 - 170.00	110.00 - 120.00
Moneragala	200.00 - 240.00	200.00 - 280.00	900.00 - 1000.00	140.00 - 160.00	180.00 - 200.00	80.00 - 100.00
Dambulla (DEC)	130.00 - 200.00	230.00 - 250.00	650.00 - 750.00	100.00 - 120.00	130.00 - 140.00	90.00 - 100.00
Keppetipola (DEC)	180.00 - 200.00	250.00 - 260.00	650.00 - 750.00	100.00 - 120.00	150.00 - 180.00	100.00 - 120.00
Norochchole (DEC)	140.00 - 180.00	-	800.00 - 1000.00	-	-	120.00 - 150.00
Nuwara Eliya	200.00 - 220.00	270.00 - 280.00	700.00 - 800.00	120.00 - 140.00	170.00 - 190.00	110.00 - 130.00
Kandy	250.00 - 280.00	250.00 - 300.00	750.00 - 800.00	100.00 - 120.00	150.00 - 170.00	100.00 - 110.00
Hambantota	120.00 - 160.00	150.00 - 200.00	800.00 - 1000.00	100.00 - 150.00	160.00 - 200.00	130.00 - 150.00
Thambuththegama (DEC)	150.00 - 180.00	220.00 - 260.00	800.00 - 900.00	90.00 - 120.00	150.00 - 180.00	80.00 - 110.00
Tissamaharama	150.00 - 180.00	150.00 - 210.00	800.00 - 820.00	100.00 - 120.00	250.00 - 260.00	100.00 - 120.00
Jaffna	350.00 - 360.00	200.00 - 220.00	840.00 - 860.00	100.00 - 110.00	150.00 - 170.00	80.00 - 90.00
Bandarawela	-	-	700.00 - 750.00	-	160.00 - 180.00	100.00 - 120.00
Veyangoda	200.00 - 250.00	300.00 - 320.00	750.00 - 850.00	120.00 - 160.00	160.00 - 180.00	120.00 - 130.00

Locations	Leafy Vegetables (Rs/bundle)			Coconut (Rs/nut)	
	Mukunuwenna	Kankun	Gotukola	Large	Small
Colombo	45.00 - 50.00	45.00 - 50.00	280.00 - 300.00	95.00 - 105.00	80.00 - 85.00
Meegoda (DEC)	80.00 - 80.00	80.00 - 80.00	270.00 - 270.00	105.00 - 110.00	85.00 - 95.00
Norochchole (DEC)	50.00 - 60.00	50.00 - 60.00	120.00 - 130.00	85.00 - 92.00	65.00 - 75.00
Nuwara Eliya	-	-	-	-	-
Dambulla (DEC)	35.00 - 40.00	35.00 - 40.00	120.00 - 130.00	80.00 - 85.00	65.00 - 68.00
Kandy	50.00 - 55.00	50.00 - 60.00	260.00 - 270.00	90.00 - 95.00	65.00 - 75.00
Hambantota	60.00 - 70.00	60.00 - 70.00	270.00 - 300.00	-	-
Thambuththegama (DEC)	30.00 - 40.00	30.00 - 40.00	-	78.00 - 85.00	-
Tissamaharama	50.00 - 60.00	50.00 - 60.00	210.00 - 240.00	90.00 - 105.00	65.00 - 80.00
Jaffna	80.00 - 100.00	40.00 - 45.00	180.00 - 200.00	78.00 - 84.00	50.00 - 52.00
Bandarawela	-	-	-	-	-
Veyangoda	35.00 - 40.00	35.00 - 40.00	-	95.00 - 95.00	-

Colombo, Meegoda, Norochchole, Jaffna, Dambulla and Kandy - Gotukola Price Rs/Kg

Table 07: Selected Markets: Retail Price of Vegetables (Rs/kg)

Week 07: 09 - 15 February 2024

LOCATIONS	Up Country Varieties																
	Butter Beans		Green Beans		Carrot		Leeks		Beetroot		Knol Khol		Raddish		Cabbage		Tomato
Colombo	-	460.00 - 800.00	700.00 - 1000.00	380.00 - 700.00	550.00 - 900.00	350.00 - 600.00	220.00 - 400.00	550.00 - 800.00	480.00 - 1000.00								
Gampaha	-	800.00 - 800.00	700.00 - 800.00	480.00 - 520.00	480.00 - 520.00	480.00 - 520.00	280.00 - 300.00	600.00 - 640.00	880.00 - 1000.00								
Kurunegala	-	850.00 - 980.00	840.00 - 900.00	550.00 - 620.00	580.00 - 700.00	-	280.00 - 340.00	640.00 - 650.00	840.00 - 860.00								
Nikaweratiya	-	720.00 - 800.00	800.00 - 1000.00	480.00 - 600.00	480.00 - 560.00	320.00 - 400.00	240.00 - 320.00	520.00 - 600.00	800.00 - 880.00								
Dambulla	-	760.00 - 800.00	700.00 - 800.00	500.00 - 560.00	450.00 - 500.00	400.00 - 450.00	200.00 - 240.00	550.00 - 600.00	750.00 - 800.00								
Anuradhapura	-	800.00 - 1000.00	800.00 - 1000.00	480.00 - 600.00	480.00 - 600.00	-	240.00 - 300.00	500.00 - 600.00	800.00 - 1000.00								
Thambuththegama	-	580.00 - 650.00	780.00 - 920.00	440.00 - 500.00	360.00 - 440.00	380.00 - 420.00	160.00 - 220.00	460.00 - 560.00	760.00 - 860.00								
Polonnaruwa	-	800.00 - 1000.00	950.00 - 1000.00	550.00 - 600.00	450.00 - 500.00	400.00 - 460.00	250.00 - 300.00	550.00 - 600.00	750.00 - 800.00								
Kaluthara	-	780.00 - 820.00	780.00 - 820.00	400.00 - 420.00	420.00 - 460.00	340.00 - 360.00	240.00 - 260.00	540.00 - 580.00	900.00 - 940.00								
Badulla	-	700.00 - 800.00	750.00 - 850.00	400.00 - 600.00	550.00 - 650.00	320.00 - 350.00	180.00 - 220.00	480.00 - 600.00	750.00 - 800.00								
Keppetipola	-	650.00 - 700.00	500.00 - 550.00	380.00 - 400.00	360.00 - 400.00	360.00 - 400.00	140.00 - 150.00	420.00 - 440.00	720.00 - 750.00								
Moneragala	-	800.00 - 1000.00	800.00 - 1000.00	480.00 - 520.00	520.00 - 600.00	-	200.00 - 320.00	600.00 - 700.00	800.00 - 1000.00								
Kegalle	-	840.00 - 880.00	860.00 - 900.00	560.00 - 600.00	440.00 - 480.00	440.00 - 480.00	280.00 - 320.00	600.00 - 640.00	860.00 - 900.00								
Ampara	-	760.00 - 800.00	800.00 - 850.00	480.00 - 480.00	480.00 - 640.00	-	240.00 - 240.00	600.00 - 640.00	900.00 - 960.00								
Dehiattakandiya	-	780.00 - 820.00	800.00 - 900.00	600.00 - 720.00	520.00 - 600.00	460.00 - 520.00	240.00 - 280.00	600.00 - 720.00	800.00 - 840.00								
Nuwaraeliya	-	700.00 - 750.00	700.00 - 750.00	420.00 - 440.00	350.00 - 360.00	360.00 - 380.00	160.00 - 180.00	540.00 - 560.00	750.00 - 800.00								
Kandy	-	900.00 - 1000.00	900.00 - 950.00	600.00 - 640.00	400.00 - 480.00	450.00 - 480.00	200.00 - 240.00	600.00 - 650.00	950.00 - 1000.00								
Puttalam	-	800.00 - 1200.00	600.00 - 1000.00	480.00 - 600.00	480.00 - 520.00	-	180.00 - 240.00	560.00 - 600.00	800.00 - 880.00								
Hambantota	-	800.00 - 1000.00	720.00 - 800.00	400.00 - 500.00	400.00 - 500.00	420.00 - 500.00	200.00 - 240.00	580.00 - 600.00	780.00 - 800.00								
Rathnapura	-	700.00 - 800.00	850.00 - 1000.00	400.00 - 480.00	400.00 - 480.00	450.00 - 480.00	200.00 - 290.00	580.00 - 680.00	900.00 - 1000.00								
Matara	-	600.00 - 1000.00	600.00 - 720.00	480.00 - 600.00	400.00 - 480.00	440.00 - 480.00	180.00 - 220.00	580.00 - 600.00	800.00 - 1000.00								
Galle	-	600.00 - 800.00	700.00 - 800.00	460.00 - 500.00	420.00 - 500.00	350.00 - 380.00	220.00 - 260.00	600.00 - 650.00	740.00 - 760.00								
Tissamaharama	-	740.00 - 800.00	700.00 - 760.00	400.00 - 460.00	440.00 - 480.00	440.00 - 480.00	200.00 - 240.00	540.00 - 650.00	720.00 - 800.00								
Meegoda (DEC)	-	750.00 - 800.00	750.00 - 1000.00	480.00 - 520.00	400.00 - 480.00	350.00 - 480.00	220.00 - 240.00	560.00 - 800.00	800.00 - 1000.00								
Embilipitiya	-	800.00 - 900.00	800.00 - 900.00	480.00 - 520.00	480.00 - 520.00	400.00 - 480.00	150.00 - 200.00	700.00 - 800.00	750.00 - 800.00								
Jaffna	-	400.00 - 440.00	750.00 - 770.00	380.00 - 420.00	350.00 - 370.00	-	120.00 - 130.00	500.00 - 520.00	800.00 - 830.00								
Vavuniya	-	600.00 - 700.00	1100.00 - 1200.00	600.00 - 650.00	500.00 - 600.00	-	200.00 - 250.00	600.00 - 650.00	950.00 - 1000.00								
Mannar	-	720.00 - 800.00	800.00 - 850.00	600.00 - 650.00	480.00 - 520.00	-	280.00 - 320.00	600.00 - 640.00	800.00 - 850.00								
Killinochchi	-	580.00 - 620.00	800.00 - 850.00	680.00 - 720.00	400.00 - 440.00	-	230.00 - 250.00	600.00 - 640.00	900.00 - 940.00								
Mullaittivu	-	-	-	-	-	-	-	-	-								
Batticaloa	-	760.00 - 1000.00	780.00 - 800.00	560.00 - 600.00	600.00 - 620.00	380.00 - 420.00	400.00 - 420.00	600.00 - 640.00	950.00 - 1000.00								
Trincomalee	-	720.00 - 800.00	1040.00 - 1200.00	600.00 - 700.00	600.00 - 650.00	-	320.00 - 350.00	600.00 - 650.00	850.00 - 900.00								
Hanguranketha	-	750.00 - 800.00	770.00 - 850.00	380.00 - 420.00	370.00 - 400.00	340.00 - 350.00	150.00 - 180.00	450.00 - 480.00	750.00 - 800.00								
Veyangoda	-	720.00 - 800.00	700.00 - 800.00	480.00 - 520.00	480.00 - 540.00	480.00 - 480.00	280.00 - 320.00	560.00 - 640.00	720.00 - 800.00								
Galenbindunuwewa	-	600.00 - 800.00	800.00 - 1000.00	550.00 - 600.00	480.00 - 600.00	320.00 - 360.00	200.00 - 240.00	480.00 - 600.00	800.00 - 840.00								
Bandarawela	-	600.00 - 700.00	700.00 - 800.00	400.00 - 460.00	460.00 - 500.00	380.00 - 400.00	180.00 - 200.00	500.00 - 520.00	700.00 - 800.00								
Matale	-	720.00 - 800.00	760.00 - 840.00	440.00 - 520.00	440.00 - 480.00	400.00 - 440.00	200.00 - 280.00	560.00 - 600.00	800.00 - 920.00								

Table 07 (Contd.)

LOCATIONS	Low Country Varieties										
	Ladies Fingers	Brinjal	Capsicum	Pumpkin	Cucumber	Bitter Gourd	Snake Gourd	Drumstick	Luffa	Long Beans	
Colombo	250.00 - 420.00	500.00 - 900.00	650.00 - 1000.00	180.00 - 340.00	140.00 - 320.00	350.00 - 700.00	250.00 - 480.00	-	300.00 - 600.00	240.00 - 520.00	
Gampaha	400.00 - 600.00	360.00 - 400.00	1200.00 - 1400.00	400.00 - 480.00	160.00 - 200.00	560.00 - 600.00	400.00 - 480.00	-	480.00 - 480.00	360.00 - 400.00	
Kurunegala	400.00 - 480.00	300.00 - 350.00	1200.00 - 1300.00	320.00 - 360.00	180.00 - 220.00	500.00 - 540.00	400.00 - 480.00	-	340.00 - 360.00	400.00 - 480.00	
Nikaweratiya	320.00 - 320.00	300.00 - 360.00	1000.00 - 1100.00	300.00 - 320.00	120.00 - 160.00	400.00 - 480.00	320.00 - 320.00	-	360.00 - 400.00	280.00 - 400.00	
Dambulla	400.00 - 480.00	280.00 - 300.00	1100.00 - 1200.00	340.00 - 380.00	160.00 - 180.00	600.00 - 640.00	300.00 - 360.00	-	350.00 - 400.00	260.00 - 320.00	
Anuradhapura	360.00 - 400.00	320.00 - 440.00	1200.00 - 1400.00	300.00 - 440.00	160.00 - 240.00	480.00 - 600.00	320.00 - 480.00	-	360.00 - 520.00	320.00 - 400.00	
Thambuthhegama	300.00 - 360.00	240.00 - 300.00	1000.00 - 1300.00	340.00 - 400.00	120.00 - 180.00	480.00 - 600.00	250.00 - 300.00	-	320.00 - 360.00	200.00 - 260.00	
Polonnaruwa	350.00 - 400.00	350.00 - 400.00	1000.00 - 1300.00	300.00 - 360.00	200.00 - 250.00	400.00 - 460.00	280.00 - 300.00	-	350.00 - 400.00	250.00 - 290.00	
Kaluthara	380.00 - 420.00	320.00 - 360.00	1000.00 - 1100.00	340.00 - 360.00	200.00 - 230.00	540.00 - 580.00	360.00 - 400.00	-	400.00 - 440.00	360.00 - 400.00	
Badulla	350.00 - 480.00	320.00 - 400.00	800.00 - 1200.00	280.00 - 360.00	180.00 - 240.00	400.00 - 500.00	400.00 - 400.00	-	360.00 - 480.00	260.00 - 320.00	
Keppetipola	340.00 - 360.00	320.00 - 340.00	850.00 - 900.00	320.00 - 340.00	170.00 - 190.00	360.00 - 380.00	280.00 - 300.00	-	340.00 - 360.00	280.00 - 300.00	
Moneragala	400.00 - 480.00	320.00 - 400.00	1000.00 - 1200.00	400.00 - 420.00	160.00 - 240.00	480.00 - 600.00	320.00 - 400.00	-	400.00 - 520.00	300.00 - 320.00	
Kegalle	440.00 - 480.00	320.00 - 360.00	1160.00 - 1200.00	360.00 - 400.00	180.00 - 200.00	560.00 - 600.00	360.00 - 400.00	-	440.00 - 480.00	360.00 - 400.00	
Ampara	400.00 - 440.00	360.00 - 360.00	1400.00 - 1400.00	280.00 - 320.00	240.00 - 260.00	600.00 - 600.00	400.00 - 480.00	-	400.00 - 400.00	360.00 - 400.00	
Dehiattakandiya	380.00 - 400.00	260.00 - 300.00	1000.00 - 1200.00	260.00 - 320.00	140.00 - 160.00	560.00 - 600.00	440.00 - 480.00	-	460.00 - 480.00	240.00 - 320.00	
Nuwaraeliya	420.00 - 440.00	480.00 - 520.00	900.00 - 950.00	360.00 - 380.00	180.00 - 220.00	420.00 - 440.00	320.00 - 340.00	-	350.00 - 360.00	280.00 - 300.00	
Kandy	400.00 - 450.00	360.00 - 400.00	1100.00 - 1200.00	300.00 - 320.00	160.00 - 180.00	480.00 - 520.00	360.00 - 400.00	-	360.00 - 400.00	300.00 - 360.00	
Puttalam	300.00 - 360.00	400.00 - 440.00	1000.00 - 1300.00	440.00 - 480.00	160.00 - 200.00	600.00 - 680.00	400.00 - 480.00	-	400.00 - 520.00	280.00 - 360.00	
Rathnapura	300.00 - 400.00	300.00 - 380.00	900.00 - 1200.00	320.00 - 400.00	160.00 - 200.00	450.00 - 500.00	300.00 - 380.00	-	350.00 - 450.00	280.00 - 400.00	
Hambantota	320.00 - 400.00	270.00 - 320.00	1100.00 - 1200.00	320.00 - 380.00	120.00 - 170.00	480.00 - 600.00	320.00 - 400.00	-	380.00 - 440.00	240.00 - 300.00	
Matara	300.00 - 360.00	240.00 - 340.00	1000.00 - 1200.00	340.00 - 400.00	120.00 - 180.00	600.00 - 800.00	360.00 - 400.00	-	400.00 - 480.00	240.00 - 320.00	
Galle	320.00 - 400.00	320.00 - 360.00	1000.00 - 1100.00	260.00 - 320.00	140.00 - 180.00	500.00 - 560.00	320.00 - 400.00	-	380.00 - 420.00	320.00 - 380.00	
Tissamaharama	300.00 - 360.00	240.00 - 280.00	1100.00 - 1300.00	340.00 - 400.00	100.00 - 140.00	480.00 - 600.00	330.00 - 420.00	-	300.00 - 340.00	180.00 - 200.00	
Meegoda (DEC)	360.00 - 480.00	300.00 - 400.00	1000.00 - 1200.00	320.00 - 400.00	120.00 - 200.00	450.00 - 600.00	320.00 - 480.00	-	400.00 - 480.00	360.00 - 400.00	
Embilipitiya	320.00 - 400.00	200.00 - 280.00	900.00 - 1000.00	360.00 - 400.00	140.00 - 200.00	480.00 - 600.00	320.00 - 400.00	-	400.00 - 480.00	320.00 - 400.00	
Jaffna	500.00 - 520.00	440.00 - 470.00	900.00 - 920.00	220.00 - 240.00	155.00 - 180.00	600.00 - 620.00	200.00 - 230.00	1600.00 - 1650.00	-	400.00 - 430.00	
Vavuniya	480.00 - 520.00	200.00 - 250.00	1300.00 - 1400.00	400.00 - 450.00	180.00 - 200.00	800.00 - 860.00	380.00 - 400.00	1350.00 - 1500.00	350.00 - 400.00	450.00 - 500.00	
Mannar	600.00 - 650.00	400.00 - 450.00	1200.00 - 1250.00	300.00 - 340.00	-	600.00 - 650.00	400.00 - 440.00	1000.00 - 1200.00	-	400.00 - 450.00	
Killinochchi	400.00 - 440.00	400.00 - 440.00	1000.00 - 1100.00	440.00 - 460.00	200.00 - 230.00	700.00 - 750.00	340.00 - 360.00	-	-	440.00 - 460.00	
Mullaittivu	-	-	-	-	-	-	-	-	-	-	
Batticaloa	560.00 - 600.00	450.00 - 480.00	1200.00 - 1300.00	400.00 - 440.00	200.00 - 220.00	700.00 - 720.00	420.00 - 460.00	-	400.00 - 420.00	450.00 - 480.00	
Trincomalee	480.00 - 520.00	450.00 - 500.00	1175.00 - 1220.00	350.00 - 400.00	200.00 - 220.00	700.00 - 740.00	450.00 - 500.00	-	380.00 - 420.00	460.00 - 500.00	
Hanguranketha	350.00 400.00	300.00 350.00	900.00 960.00	270.00 300.00	150.00 180.00	420.00 450.00	260.00 280.00	-	320.00 360.00	280.00 350.00	
Veyangoda	400.00 - 480.00	320.00 - 360.00	1200.00 - 1400.00	400.00 - 400.00	200.00 - 240.00	560.00 - 640.00	400.00 - 480.00	-	400.00 - 480.00	360.00 - 400.00	
Galenbindunuwewa	320.00 - 400.00	280.00 - 320.00	1200.00 - 1300.00	280.00 - 360.00	140.00 - 160.00	580.00 - 600.00	320.00 - 400.00	-	380.00 - 480.00	200.00 - 280.00	
Bandarawela	400.00 - 420.00	300.00 - 360.00	900.00 - 1000.00	340.00 - 360.00	180.00 - 200.00	500.00 - 560.00	380.00 - 400.00	-	400.00 - 420.00	300.00 - 320.00	
Matale	400.00 - 480.00	320.00 - 360.00	1200.00 - 1300.00	320.00 - 360.00	120.00 - 160.00	440.00 - 480.00	400.00 - 480.00	-	400.00 - 440.00	320.00 - 400.00	

Table 07 (Contd.)

LOCATIONS	Low Country Varieties					Leafy Vegetable			Coconut (Rs/nut)	
	Ash Plantain	Green Chillies	Lime	Sweet Potato	Manioc	Mukunuwenna	Kankun	Gotukola	Large	Small
Colombo	320.00 - 500.00	1200.00 - 2400.00	300.00 - 1000.00	150.00 - 320.00	150.00 - 240.00	60.00 - 100.00	60.00 - 100.00	100.00 - 120.00	105.00 - 120.00	85.00 - 100.00
Gampaha	320.00 - 480.00	1200.00 - 1400.00	300.00 - 300.00	280.00 - 320.00	200.00 - 240.00	60.00 - 70.00	60.00 - 70.00	30.00 - 30.00	110.00 - 130.00	80.00 - 100.00
Kurunegala	380.00 - 400.00	1200.00 - 1300.00	200.00 - 300.00	250.00 - 280.00	200.00 - 240.00	50.00 - 50.00	50.00 - 50.00	30.00 - 30.00	100.00 - 110.00	90.00 - 90.00
Nikaweratiya	300.00 - 400.00	1200.00 - 1400.00	200.00 - 240.00	240.00 - 260.00	150.00 - 160.00	50.00 - 50.00	50.00 - 50.00	60.00 - 60.00	80.00 - 90.00	65.00 - 75.00
Dambulla	360.00 - 400.00	1100.00 - 1200.00	200.00 - 300.00	260.00 - 280.00	180.00 - 200.00	60.00 - 70.00	60.00 - 70.00	50.00 - 60.00	100.00 - 110.00	75.00 - 80.00
Anuradhapura	320.00 - 480.00	1200.00 - 1600.00	200.00 - 300.00	280.00 - 400.00	200.00 - 240.00	50.00 - 60.00	50.00 - 60.00	50.00 - 60.00	90.00 - 100.00	70.00 - 80.00
Thambuththegama	300.00 - 350.00	1000.00 - 1250.00	150.00 - 220.00	280.00 - 320.00	150.00 - 200.00	40.00 - 50.00	40.00 - 50.00	-	80.00 - 100.00	-
Polonnaruwa	300.00 - 350.00	1000.00 - 1300.00	180.00 - 200.00	200.00 - 220.00	160.00 - 200.00	50.00 - 60.00	50.00 - 50.00	50.00 - 50.00	88.00 - 95.00	75.00 - 80.00
Kaluthara	400.00 - 440.00	1000.00 - 1080.00	280.00 - 320.00	240.00 - 280.00	200.00 - 240.00	70.00 - 80.00	70.00 - 80.00	80.00 - 90.00	110.00 - 120.00	90.00 - 100.00
Badulla	400.00 - 420.00	1200.00 - 1600.00	180.00 - 200.00	-	160.00 - 200.00	80.00 - 80.00	80.00 - 80.00	80.00 - 80.00	100.00 - 110.00	80.00 - 95.00
Keppetipola	340.00 - 350.00	850.00 - 900.00	200.00 - 250.00	250.00 - 260.00	160.00 - 180.00	65.00 - 70.00	65.00 - 70.00	60.00 - 70.00	110.00 - 115.00	100.00 - 105.00
Moneragala	320.00 - 360.00	1200.00 - 1300.00	160.00 - 200.00	240.00 - 320.00	100.00 - 120.00	60.00 - 70.00	60.00 - 70.00	60.00 - 70.00	80.00 - 100.00	60.00 - 70.00
Kegalle	320.00 - 360.00	1150.00 - 1300.00	220.00 - 260.00	280.00 - 320.00	160.00 - 200.00	70.00 - 80.00	70.00 - 80.00	40.00 - 50.00	110.00 - 120.00	90.00 - 100.00
Ampara	-	1300.00 - 1300.00	300.00 - 300.00	240.00 - 280.00	100.00 - 120.00	80.00 - 80.00	50.00 - 60.00	50.00 - 60.00	80.00 - 85.00	75.00 - 75.00
Dehiattakandiya	-	1200.00 - 1500.00	200.00 - 240.00	240.00 - 280.00	140.00 - 160.00	50.00 - 70.00	50.00 - 70.00	50.00 - 70.00	75.00 - 80.00	55.00 - 70.00
Nuwaraeliya	360.00 - 380.00	1000.00 - 1100.00	230.00 - 260.00	280.00 - 300.00	200.00 - 220.00	70.00 - 80.00	70.00 - 80.00	60.00 - 70.00	112.00 - 115.00	100.00 - 105.00
Kandy	360.00 - 400.00	1150.00 - 1200.00	200.00 - 240.00	240.00 - 260.00	160.00 - 200.00	60.00 - 70.00	60.00 - 70.00	50.00 - 60.00	100.00 - 110.00	75.00 - 80.00
Puttalam	280.00 - 360.00	1000.00 - 1300.00	180.00 - 220.00	280.00 - 320.00	200.00 - 240.00	60.00 - 70.00	60.00 - 70.00	40.00 - 40.00	90.00 - 100.00	70.00 - 85.00
Rathnapura	320.00 - 360.00	1000.00 - 1300.00	280.00 - 380.00	200.00 - 250.00	120.00 - 140.00	80.00 - 80.00	80.00 - 80.00	90.00 - 100.00	110.00 - 130.00	80.00 - 90.00
Hambanthota	250.00 - 280.00	1000.00 - 1200.00	200.00 - 240.00	200.00 - 250.00	150.00 - 200.00	70.00 - 80.00	70.00 - 80.00	90.00 - 100.00	110.00 - 120.00	70.00 - 90.00
Matara	280.00 - 320.00	1200.00 - 1500.00	200.00 - 250.00	180.00 - 200.00	180.00 - 200.00	70.00 - 80.00	70.00 - 80.00	90.00 - 110.00	110.00 - 130.00	85.00 - 95.00
Galle	280.00 - 320.00	1000.00 - 1200.00	250.00 - 300.00	200.00 - 240.00	160.00 - 200.00	70.00 - 80.00	60.00 - 70.00	80.00 - 100.00	110.00 - 120.00	90.00 - 95.00
Tissamaharama	240.00 - 280.00	850.00 - 1000.00	150.00 - 250.00	280.00 - 320.00	130.00 - 200.00	60.00 - 70.00	60.00 - 70.00	80.00 - 100.00	100.00 - 120.00	80.00 - 90.00
Meegoda (DEC)	360.00 - 400.00	1000.00 - 1200.00	240.00 - 360.00	200.00 - 240.00	160.00 - 200.00	100.00 - 100.00	100.00 - 100.00	100.00 - 100.00	110.00 - 120.00	95.00 - 100.00
Embilipitiya	240.00 - 300.00	1000.00 - 1250.00	180.00 - 220.00	320.00 - 400.00	140.00 - 180.00	70.00 - 80.00	60.00 - 80.00	100.00 - 130.00	110.00 - 130.00	70.00 - 100.00
Jaffna	240.00 - 260.00	900.00 - 950.00	140.00 - 160.00	200.00 - 230.00	120.00 - 140.00	110.00 - 120.00	50.00 - 60.00	75.00 - 80.00	90.00 - 110.00	60.00 - 65.00
Vavuniya	350.00 - 400.00	1400.00 - 1500.00	180.00 - 200.00	240.00 - 250.00	240.00 - 260.00	60.00 - 70.00	60.00 - 65.00	120.00 - 150.00	90.00 - 100.00	50.00 - 70.00
Mannar	300.00 - 340.00	1200.00 - 1400.00	240.00 - 280.00	200.00 - 240.00	160.00 - 180.00	50.00 - 60.00	50.00 - 60.00	50.00 - 60.00	90.00 - 100.00	70.00 - 80.00
Killinochchi	300.00 - 330.00	1400.00 - 1500.00	200.00 - 250.00	240.00 - 260.00	200.00 - 230.00	60.00 - 65.00	40.00 - 45.00	45.00 - 50.00	90.00 - 100.00	50.00 - 60.00
Mullaittivu	-	-	-	-	-	-	-	-	-	-
Batticaloa	400.00 - 420.00	1200.00 - 1300.00	300.00 - 320.00	280.00 - 300.00	150.00 - 160.00	90.00 - 100.00	70.00 - 80.00	50.00 - 50.00	90.00 - 95.00	50.00 - 60.00
Trincomalee	380.00 430.00	1100.00 1250.00	280.00 320.00	260.00 280.00	160.00 180.00	75.00 80.00	65.00 70.00	50.00 55.00	105.00 120.00	65.00 72.00
Hanguranketha	350.00 - 390.00	900.00 - 1000.00	250.00 - 300.00	200.00 - 240.00	160.00 - 180.00	50.00 - 60.00	50.00 - 60.00	40.00 - 50.00	90.00 - 110.00	70.00 - 80.00
Veyangoda	400.00 - 480.00	1200.00 - 1400.00	300.00 - 400.00	240.00 - 280.00	200.00 - 200.00	60.00 - 70.00	60.00 - 70.00	30.00 - 30.00	120.00 - 120.00	90.00 - 100.00
Galenbindunuwewa	-	1200.00 - 1300.00	200.00 - 300.00	240.00 - 300.00	140.00 - 160.00	50.00 - 60.00	50.00 - 60.00	50.00 - 60.00	80.00 - 100.00	60.00 - 70.00
Bandarawela	360.00 - 380.00	900.00 - 1000.00	300.00 - 400.00	240.00 - 260.00	180.00 - 200.00	50.00 - 60.00	60.00 - 70.00	60.00 - 70.00	100.00 - 110.00	80.00 - 85.00
Matale	400.00 - 440.00	1000.00 - 1200.00	240.00 - 260.00	280.00 - 320.00	160.00 - 170.00	60.00 - 70.00	70.00 - 80.00	70.00 - 80.00	100.00 - 110.00	70.00 - 85.00

Table 08: Selected Markets: Retail Price of Fruits (Rs/each & Rs/kg)

Week 07: 09 - 15 February 2024

19

LOCATIONS	Banana					Pineapple			Mango	
	Ambul (Rs/kg)	Kolikuttu (Rs/kg)	Seeni (Rs/kg)	Anamalu	Ambun	Large	Medium	Small	Betti	Karthakolomban
Colombo	200.00 - 300.00	450.00 - 550.00	150.00 - 280.00	30.00 - 42.00	35.00 - 56.00	480.00 - 650.00	380.00 - 550.00	280.00 - 450.00	-	66.00 - 200.00
Gampaha	170.00 - 200.00	320.00 - 350.00	180.00 - 200.00	24.00 - 25.00	38.00 - 40.00	800.00 - 1000.00	600.00 - 750.00	280.00 - 350.00	-	-
Kurunegala	150.00 - 250.00	400.00 - 400.00	150.00 - 200.00	20.00 - 25.00	38.00 - 50.00	800.00 - 800.00	400.00 - 500.00	250.00 - 300.00	-	-
Nikaweratiya	220.00 - 250.00	400.00 - 450.00	180.00 - 220.00	-	43.00 - 47.00	850.00 - 950.00	700.00 - 800.00	550.00 - 650.00	-	-
Dambulla	180.00 - 200.00	460.00 - 500.00	180.00 - 200.00	-	45.00 - 48.00	850.00 - 900.00	600.00 - 650.00	380.00 - 400.00	-	-
Anuradhapura	200.00 - 240.00	450.00 - 500.00	180.00 - 220.00	30.00 - 35.00	43.00 - 50.00	900.00 - 1000.00	750.00 - 820.00	540.00 - 660.00	-	-
Thambuththegama	170.00 - 200.00	320.00 - 380.00	160.00 - 200.00	28.00 - 30.00	48.00 - 50.00	975.00 - 1050.00	840.00 - 840.00	-	-	-
Polonnaruwa	240.00 - 260.00	420.00 - 500.00	140.00 - 160.00	-	30.00 - 35.00	900.00 - 980.00	700.00 - 750.00	600.00 - 650.00	-	-
Kaluthara	220.00 - 240.00	360.00 - 400.00	200.00 - 210.00	40.00 - 42.00	46.00 - 49.00	800.00 - 800.00	760.00 - 780.00	640.00 - 680.00	-	-
Badulla	200.00 - 250.00	350.00 - 400.00	120.00 - 160.00	20.00 - 28.00	30.00 - 38.00	-	700.00 - 750.00	-	-	-
Keppetipola	180.00 - 200.00	450.00 - 460.00	150.00 - 170.00	26.00 - 28.00	45.00 - 47.00	-	620.00 - 640.00	420.00 - 440.00	-	-
Moneragala	140.00 - 150.00	300.00 - 400.00	100.00 - 120.00	25.00 - 30.00	30.00 - 35.00	825.00 - 990.00	720.00 - 720.00	600.00 - 600.00	-	-
Kegalle	180.00 - 200.00	450.00 - 520.00	180.00 - 220.00	20.00 - 25.00	25.00 - 30.00	800.00 - 800.00	600.00 - 700.00	400.00 - 500.00	-	-
Ampara	160.00 - 180.00	300.00 - 350.00	100.00 - 120.00	20.00 - 30.00	25.00 - 38.00	-	-	580.00 - 640.00	-	-
Dehiattakandiya	160.00 - 200.00	400.00 - 500.00	150.00 - 180.00	-	40.00 - 50.00	-	650.00 - 750.00	480.00 - 550.00	-	-
Nuwaraeliya	220.00 - 240.00	480.00 - 500.00	170.00 - 190.00	28.00 - 32.00	47.00 - 49.00	-	650.00 - 660.00	450.00 - 460.00	-	-
Kandy	220.00 - 250.00	450.00 - 500.00	180.00 - 200.00	25.00 - 30.00	38.00 - 45.00	900.00 - 1000.00	550.00 - 700.00	350.00 - 450.00	-	-
Puttalam	160.00 - 200.00	360.00 - 440.00	160.00 - 180.00	18.00 - 22.00	-	800.00 - 900.00	600.00 - 700.00	-	-	-
Rathnapura	180.00 - 200.00	350.00 - 400.00	180.00 - 200.00	27.00 - 31.00	41.00 - 50.00	-	600.00 - 700.00	400.00 - 500.00	-	-
Hambantota	180.00 - 200.00	350.00 - 400.00	160.00 - 180.00	25.00 - 28.00	30.00 - 33.00	950.00 - 980.00	750.00 - 800.00	450.00 - 520.00	-	-
Matara	160.00 - 180.00	350.00 - 360.00	150.00 - 160.00	20.00 - 23.00	31.00 - 33.00	940.00 - 1000.00	740.00 - 800.00	400.00 - 450.00	-	-
Galle	200.00 - 240.00	400.00 - 480.00	160.00 - 200.00	36.00 - 38.00	38.00 - 40.00	800.00 - 860.00	650.00 - 700.00	500.00 - 580.00	-	-
Tissamaharama	180.00 - 200.00	350.00 - 380.00	160.00 - 170.00	28.00 - 32.00	30.00 - 36.00	-	700.00 - 750.00	550.00 - 650.00	-	-
Meegoda (DEC)	170.00 - 200.00	300.00 - 380.00	170.00 - 200.00	-	-	820.00 - 885.00	630.00 - 680.00	-	-	-
Embilipitiya	80.00 - 120.00	250.00 - 300.00	100.00 - 130.00	25.00 - 30.00	30.00 - 40.00	-	500.00 - 600.00	400.00 - 450.00	-	-
Jaffna	140.00 - 160.00	280.00 - 300.00	110.00 - 130.00	-	-	900.00 - 1000.00	650.00 - 800.00	500.00 - 600.00	-	-
Vavuniya	130.00 - 150.00	400.00 - 470.00	120.00 - 150.00	30.00 - 35.00	-	950.00 - 980.00	800.00 - 900.00	500.00 - 600.00	-	-
Mannar	140.00 - 160.00	300.00 - 350.00	120.00 - 140.00	28.00 - 32.00	28.00 - 33.00	850.00 - 920.00	680.00 - 750.00	540.00 - 640.00	-	-
Killinochchi	140.00 - 160.00	340.00 - 360.00	120.00 - 140.00	33.00 - 35.00	33.00 - 35.00	880.00 - 920.00	690.00 - 730.00	580.00 - 620.00	-	-
Mullaittivu	-	-	-	-	-	-	-	-	-	-
Batticaloa	180.00 - 200.00	400.00 - 440.00	150.00 - 160.00	30.00 - 32.00	-	800.00 - 840.00	650.00 - 700.00	580.00 - 600.00	-	-
Trincomalee	200.00 - 220.00	400.00 - 500.00	160.00 - 180.00	-	-	-	730.00 - 760.00	550.00 - 590.00	-	-
Veyangoda	250.00 - 280.00	400.00 - 500.00	200.00 - 250.00	20.00 - 30.00	33.00 - 44.00	950.00 - 1000.00	750.00 - 850.00	650.00 - 700.00	-	-
Galenbindunuwewa	180.00 - 200.00	350.00 - 400.00	150.00 - 180.00	30.00 - 35.00	40.00 - 50.00	900.00 - 1000.00	750.00 - 850.00	620.00 - 700.00	-	-
Bandarawela	180.00 - 200.00	400.00 - 450.00	160.00 - 180.00	28.00 - 30.00	33.00 - 35.00	-	750.00 - 780.00	540.00 - 560.00	-	-
Matale	160.00 - 200.00	400.00 - 450.00	160.00 - 180.00	34.00 - 36.00	45.00 - 50.00	880.00 - 980.00	650.00 - 740.00	480.00 - 550.00	-	-

Table 08 (Contd.)

LOCATIONS	Mango		Other Fruits							
	Vilad	Kohu	Papaw (Rs/kg)	Passion	Wood Apple	Orange	Avocado	Slime Apple	Grapes (Rs/kg)	King Coconut
Colombo	-	-	180.00 - 350.00	65.00 - 100.00	40.00 - 120.00	180.00 - 250.00	260.00 - 300.00	50.00 - 120.00	1500.00 - 2500.00	100.00 - 150.00
Gampaha	-	-	230.00 - 240.00	140.00 - 160.00	70.00 - 80.00	100.00 - 120.00	200.00 - 200.00	50.00 - 80.00	2800.00 - 2800.00	100.00 - 120.00
Kurunegala	-	-	160.00 - 180.00	80.00 - 80.00	50.00 - 80.00	60.00 - 100.00	150.00 - 150.00	60.00 - 80.00	2500.00 - 2500.00	100.00 - 130.00
Nikaweratiya	-	-	150.00 - 180.00	-	-	100.00 - 110.00	120.00 - 150.00	72.00 - 100.00	2300.00 - 2500.00	100.00 - 120.00
Dambulla	-	-	260.00 - 280.00	-	60.00 - 80.00	80.00 - 100.00	150.00 - 160.00	60.00 - 70.00	2300.00 - 2400.00	120.00 - 150.00
Anuradhapura	-	-	160.00 - 250.00	-	50.00 - 80.00	80.00 - 120.00	-	70.00 - 100.00	2300.00 - 3000.00	130.00 - 150.00
Thambuththegama	-	-	230.00 - 260.00	-	-	-	-	50.00 - 80.00	2000.00 - 2300.00	100.00 - 100.00
Polonnaruwa	-	-	200.00 - 250.00	-	40.00 - 60.00	-	-	50.00 - 60.00	2000.00 - 2500.00	120.00 - 130.00
Kaluthara	-	-	190.00 - 210.00	-	90.00 - 110.00	80.00 - 90.00	-	100.00 - 120.00	2000.00 - 2200.00	120.00 - 130.00
Badulla	-	-	320.00 - 350.00	-	40.00 - 80.00	-	-	40.00 - 50.00	2000.00 - 2500.00	100.00 - 150.00
Keppetipola	-	-	280.00 - 300.00	-	80.00 - 90.00	-	150.00 - 160.00	80.00 - 90.00	2300.00 - 2400.00	150.00 - 160.00
Moneragala	-	-	180.00 - 200.00	-	50.00 - 70.00	80.00 - 120.00	-	50.00 - 70.00	2000.00 - 2400.00	100.00 - 120.00
Kegalle	-	-	220.00 - 250.00	-	50.00 - 80.00	100.00 - 100.00	-	40.00 - 60.00	2400.00 - 2500.00	130.00 - 140.00
Ampara	-	-	200.00 - 240.00	-	-	-	-	45.00 - 45.00	2300.00 - 2300.00	120.00 - 140.00
Dehiattakandiya	-	-	150.00 - 250.00	-	70.00 - 70.00	100.00 - 100.00	-	40.00 - 60.00	2500.00 - 2800.00	100.00 - 130.00
Nuwaraeliya	-	-	320.00 - 340.00	58.00 - 60.00	80.00 - 100.00	-	160.00 - 180.00	90.00 - 100.00	2300.00 - 2400.00	150.00 - 160.00
Kandy	-	-	230.00 - 250.00	65.00 - 80.00	60.00 - 70.00	130.00 - 140.00	140.00 - 150.00	50.00 - 60.00	2000.00 - 2500.00	120.00 - 140.00
Puttalam	-	-	180.00 - 220.00	-	-	60.00 - 65.00	-	-	2500.00 - 2800.00	130.00 - 140.00
Hambantota	-	-	210.00 - 230.00	-	45.00 - 55.00	100.00 - 120.00	-	40.00 - 50.00	2000.00 - 2100.00	100.00 - 120.00
Rathnapura	-	-	230.00 - 250.00	-	50.00 - 80.00	-	-	60.00 - 90.00	2500.00 - 2700.00	100.00 - 150.00
Matara	-	-	200.00 - 220.00	110.00 - 125.00	70.00 - 80.00	100.00 - 130.00	200.00 - 250.00	40.00 - 50.00	2000.00 - 2200.00	120.00 - 150.00
Galle	-	-	180.00 - 260.00	110.00 - 120.00	60.00 - 70.00	-	180.00 - 200.00	80.00 - 100.00	2500.00 - 2500.00	120.00 - 150.00
Tissamaharama	-	-	200.00 - 240.00	-	35.00 - 40.00	80.00 - 100.00	-	40.00 - 50.00	2300.00 - 2500.00	100.00 - 120.00
Meegoda (DEC)	-	-	180.00 - 200.00	-	67.00 - 90.00	-	-	-	2000.00 - 2400.00	100.00 - 120.00
Embilipitiya	-	-	200.00 - 240.00	-	50.00 - 70.00	60.00 - 100.00	-	30.00 - 40.00	2000.00 - 2500.00	120.00 - 140.00
Jaffna	-	-	150.00 - 160.00	140.00 - 160.00	40.00 - 50.00	-	200.00 - 230.00	-	2800.00 - 3000.00	150.00 - 160.00
Vavuniya	-	-	140.00 - 160.00	-	40.00 - 50.00	-	-	-	2000.00 - 2300.00	140.00 - 160.00
Mannar	-	-	160.00 - 200.00	-	50.00 - 60.00	-	-	-	2500.00 - 2800.00	140.00 - 150.00
Killinochchi	-	-	180.00 - 200.00	-	50.00 - 60.00	-	-	-	2400.00 - 2500.00	145.00 - 150.00
Mullaittivu	-	-	-	-	-	-	-	-	-	-
Batticaloa	-	-	200.00 - 220.00	90.00 - 100.00	80.00 - 90.00	60.00 - 60.00	200.00 - 210.00	-	2000.00 - 2100.00	130.00 - 140.00
Trincomalee	-	-	180.00 - 200.00	-	43.00 - 46.00	75.00 - 78.00	-	-	2420.00 - 2450.00	140.00 - 145.00
Veyangoda	-	-	250.00 - 300.00	100.00 - 100.00	70.00 - 80.00	100.00 - 130.00	150.00 - 150.00	60.00 - 80.00	2500.00 - 2800.00	130.00 - 150.00
Galenbindunuwewa	-	-	150.00 - 200.00	-	-	-	-	-	2500.00 - 2800.00	120.00 - 130.00
Bandarawela	-	-	220.00 - 240.00	-	60.00 - 80.00	80.00 - 100.00	-	60.00 - 80.00	2200.00 - 2400.00	120.00 - 140.00
Matale	-	-	220.00 - 260.00	-	60.00 - 80.00	70.00 - 80.00	-	50.00 - 70.00	2500.00 - 2600.00	100.00 - 120.00

Table 09: Selected Markets: Wholesale Price of Fresh Fish & Eggs (Rs/kg & Rs/egg)

Week 07: 09 - 15 February 2024

Locations	Sea Fish					
	Salaya	Hurulla	Balaya	Kelawalla	Thora	Paraw
Colombo	300.00 – 400.00	500.00 – 560.00	600.00 – 900.00	1250.00 – 1350.00	1700.00 – 2400.00	1350.00 – 1500.00
Kandy	300.00 – 320.00	650.00 – 700.00	650.00 – 800.00	1100.00 – 1200.00	2000.00 – 2200.00	1250.00 – 1300.00
Kaluthara	340.00 – 500.00	780.00 – 820.00	600.00 – 650.00	1150.00 – 1200.00	-	1120.00 – 1160.00
Puttalam	320.00 – 400.00	650.00 – 750.00	600.00 – 750.00	800.00 – 1000.00	2240.00 – 2650.00	900.00 – 1050.00
Matara	280.00 – 300.00	-	800.00 – 900.00	1300.00 – 1400.00	-	-
Hambantota	350.00 – 400.00	-	850.00 – 900.00	1100.00 – 1200.00	-	-
Galle	-	-	600.00 – 650.00	900.00 – 950.00	1200.00 – 1500.00	950.00 – 1100.00
Batticaloa	350.00 – 400.00	650.00 – 800.00	500.00 – 600.00	1200.00 – 1300.00	1600.00 – 1700.00	1200.00 – 1300.00
Trincomalee	370.00 – 410.00	760.00 – 800.00	1080.00 – 1140.00	1740.00 – 1800.00	1850.00 – 1900.00	1680.00 – 1740.00
Mannar	280.00 – 300.00	430.00 – 450.00	-	-	-	950.00 – 980.00

Locations	Sea Fish				Eggs	
	Mora	Shrimps	Thalapath	Teppeli	Brown	White
Colombo	900.00 – 1150.00	1650.00 – 1850.00	1500.00 – 2400.00	-	58.00 – 60.00	56.00 – 57.00
Kandy	1100.00 – 1150.00	1500.00 – 1650.00	1800.00 – 2000.00	-	58.00 – 59.00	56.00 – 58.00
Kaluthara	-	-	1550.00 – 1600.00	-	-	-
Puttalam	1300.00 – 1650.00	1000.00 – 1350.00	2250.00 – 2400.00	-	58.00 – 59.00	55.00 – 57.00
Matara	800.00 – 850.00	1600.00 – 1700.00	-	-	57.00 – 58.00	53.00 – 54.00
Hambantota	-	1650.00 – 1700.00	-	-	-	58.00 – 59.00
Galle	800.00 – 850.00	-	-	-	57.00 – 58.00	56.50 – 58.00
Batticaloa	1000.00 – 1100.00	1100.00 – 1200.00	1600.00 – 1700.00	-	62.00 – 63.00	60.00 – 61.00
Trincomalee	1650.00 – 1700.00	1000.00 – 1080.00	-	-	60.00 – 61.00	57.00 – 58.00
Mannar	-	950.00 – 1000.00	-	-	-	-

Table 10: Selected Markets: Wholesale Price of Dried Fish (Rs/50kg)

Week 07: 09 - 15 February 2024

Locations	Local Dried Fish					
	Sprats	Kattawa	Thora	Mora	Balaya	Anguluwa
Colombo	62500 – 80000	-	-	85000 – 92500	42500 – 52500	-
Kandy	80000 – 85000	-	-	90000 – 95000	50000 – 55000	50000 – 52500
Batticaloa	57500 – 60000	100000 – 110000	-	100000 – 110000	42500 – 45000	50000 – 55000
Trincomalee	59500 – 61000	-	-	-	47750 – 48500	39000 – 40000
Mannar	51000 – 52500	80000 – 82500	-	82000 – 85000	47500 – 50000	35000 – 40000

Locations	Local Dried Fish			Imported Dried Fish		
	Maduwa	Koduwa	Salaya	Sprats	Kattawa	Thora
Colombo	65000 – 72500	-	22500 – 27500	40000 – 50000	62500 – 70000	-
Kandy	70000 – 72500	-	27500 – 30000	46000 – 54000	70000 – 72500	-
Batticaloa	42500 – 45000	-	40000 – 45000	56000 – 61500	96500 – 97500	-
Trincomalee	44500 – 45250	-	37500 – 38500	48000 – 49000	97000 – 98000	-
Mannar	47500 – 50000	45000 – 47500	35000 – 37500	52500 – 55000	-	-

Locations	Imported Dried Fish					
	Mora	Balaya	Anguluwa	Maduwa	Koduwa	Salaya
Colombo	-	-	70000 – 80000	-	-	-
Kandy	-	-	-	-	-	-
Batticaloa	-	-	-	-	-	-
Trincomalee	-	-	-	-	-	-
Mannar	-	-	-	-	-	-

Table 12: Selected Markets: Retail Price of Dried Fish (Rs/kg)

Week 07: 09 - 15 February 2024

LOCATIONS	Dried Fish													
	Sprats-Imported		Kattawa		Thora		Mora		Balaya		Anguluwa		Salaya	
Colombo	1200.00	1500.00	2000.00	2500.00	-	-	2000.00	2600.00	1600.00	1800.00	2200.00	2400.00	1000.00	1100.00
Gampaha	1200.00	1300.00	2000.00	2400.00	3200.00	3200.00	2200.00	2200.00	1400.00	1600.00	2000.00	2200.00	1000.00	1000.00
Kurunegala	1150.00	1300.00	1800.00	2100.00	3000.00	3000.00	2200.00	2400.00	1200.00	1400.00	1600.00	1600.00	900.00	1000.00
Nikaweratiya	1100.00	1400.00	1800.00	2000.00	-	-	1800.00	2200.00	1200.00	1600.00	1800.00	2200.00	1000.00	1000.00
Dambulla	1150.00	1250.00	2200.00	2300.00	-	-	2300.00	2400.00	1200.00	1300.00	2000.00	2200.00	-	-
Anuradhapura	1200.00	1400.00	2000.00	2400.00	-	-	2000.00	2400.00	1200.00	1600.00	2200.00	2600.00	800.00	1000.00
Thambuththegama	1100.00	1300.00	2000.00	2200.00	-	-	-	-	1200.00	1400.00	-	-	800.00	1000.00
Polonnaruwa	1300.00	1400.00	1800.00	2000.00	-	-	2200.00	2300.00	1300.00	1400.00	1800.00	2000.00	-	-
Kaluthara	1250.00	1350.00	2000.00	2200.00	-	-	2200.00	2400.00	1500.00	1600.00	2200.00	2400.00	1000.00	1100.00
Badulla	1200.00	1200.00	2000.00	2200.00	-	-	2000.00	2200.00	1200.00	1600.00	-	-	-	-
Keppetipola	1150.00	1280.00	2280.00	2320.00	-	-	2360.00	2380.00	1360.00	1380.00	2150.00	2200.00	950.00	1050.00
Moneragala	1200.00	1400.00	2000.00	2200.00	-	-	2100.00	2200.00	1400.00	1600.00	2000.00	2200.00	800.00	1000.00
Kegalle	1150.00	1250.00	2000.00	2200.00	-	-	2000.00	2100.00	1100.00	1300.00	-	-	-	-
Ampara	1100.00	1300.00	1800.00	2200.00	-	-	2200.00	2300.00	1260.00	1600.00	-	-	-	-
Dehiattakandiya	1100.00	1200.00	2400.00	2400.00	-	-	2200.00	2400.00	1400.00	1600.00	-	-	-	-
Nuwaraeliya	1280.00	1350.00	2300.00	2400.00	-	-	2280.00	2320.00	1450.00	1460.00	2150.00	2180.00	980.00	1000.00
Kandy	1200.00	1400.00	2000.00	2400.00	-	-	2300.00	2400.00	1500.00	1600.00	2000.00	2100.00	1000.00	1100.00
Puttalam	1100.00	1350.00	2000.00	2350.00	2350.00	2500.00	2000.00	2150.00	1250.00	1400.00	1800.00	1850.00	800.00	1000.00
Hambantota	1200.00	1250.00	1900.00	2100.00	-	-	-	-	1100.00	1300.00	2000.00	2100.00	-	-
Rathnapura	1100.00	1400.00	2160.00	2400.00	-	-	1800.00	2120.00	1360.00	1440.00	2000.00	2250.00	890.00	900.00
Matara	1200.00	1300.00	2000.00	2100.00	-	-	1900.00	2000.00	1300.00	1500.00	2000.00	2000.00	-	-
Galle	1100.00	1500.00	1800.00	2000.00	-	-	2200.00	2400.00	1300.00	1600.00	1800.00	2000.00	900.00	1000.00
Tissamaharama	1100.00	1400.00	2000.00	2000.00	-	-	1800.00	2000.00	1300.00	1700.00	2150.00	2150.00	1000.00	1200.00
Meegoda	1100.00	1200.00	1800.00	2000.00	-	-	1800.00	2200.00	1600.00	1900.00	1800.00	2000.00	-	-
Embilipitiya	1100.00	1350.00	2000.00	2500.00	-	-	2200.00	2400.00	1400.00	1600.00	2200.00	2400.00	800.00	1000.00
Jaffna	1100.00	1200.00	1800.00	2000.00	3100.00	3250.00	2150.00	2300.00	1280.00	1350.00	-	-	-	-
Vavuniya	-	-	1700.00	1800.00	-	-	-	-	1000.00	1150.00	-	-	800.00	860.00
Mannar	1150.00	1250.00	1700.00	2000.00	-	-	1800.00	2000.00	1100.00	1200.00	-	-	850.00	950.00
Killinochchi	1100.00	1200.00	2450.00	2500.00	-	-	1800.00	1900.00	1200.00	1300.00	-	-	850.00	1000.00
Mullaittivu	-	-	-	-	-	-	-	-	-	-	-	-	-	-
Batticaloa	1300.00	1400.00	2200.00	2300.00	-	-	2200.00	2350.00	1000.00	1100.00	-	-	1000.00	1100.00
Trincomalee	1400.00	1450.00	2240.00	2280.00	-	-	-	-	1100.00	1200.00	-	-	1000.00	1050.00
Veyangoda	1120.00	1200.00	1800.00	2000.00	-	-	1900.00	2000.00	1200.00	1400.00	1800.00	2000.00	920.00	1040.00
Galenbindunuwewa	1100.00	1400.00	2000.00	2200.00	-	-	2000.00	2200.00	1400.00	1600.00	2200.00	22000.00	800.00	1000.00
Bandarawela	1200.00	1400.00	2200.00	2400.00	-	-	2000.00	2200.00	1400.00	1500.00	-	-	800.00	900.00
Matale	1100.00	1200.00	2200.00	2400.00	-	-	2200.00	2400.00	1400.00	1500.00	1800.00	2000.00	-	-

Table 13: Selected Markets: Retail Price of Meat (Rs/kg)

Week 07: 09 - 15 February 2024

LOCATIONS	Meat	Meat (Chicken)		Meat	
	Beef	Broiler	Curry	Mutton	Pork
Colombo	2200.00 - 2500.00	1250.00 - 1410.00	1000.00 - 1400.00	3200.00 - 3400.00	1250.00 - 1300.00
Gampaha	2200.00 - 2200.00	1200.00 - 1250.00	-	3300.00 - 3300.00	1200.00 - 1200.00
Kurunegala	2000.00 - 2200.00	1100.00 - 1200.00	-	3000.00 - 3200.00	1350.00 - 1400.00
Nikaweratiya	2000.00 - 2200.00	1100.00 - 1200.00	-	-	-
Dambulla	-	1200.00 - 1250.00	-	-	1400.00 - 1500.00
Anuradhapura	2000.00 - 2000.00	1100.00 - 1250.00	-	3400.00 - 3400.00	1300.00 - 1500.00
Thambuththegama	2000.00 - 2200.00	1000.00 - 1180.00	1100.00 - 1300.00	-	1450.00 - 1500.00
Polonnaruwa	1800.00 - 1800.00	1100.00 - 1150.00	1200.00 - 1250.00	3000.00 - 3000.00	-
Kaluthara	2100.00 - 2200.00	1200.00 - 1280.00	-	-	1280.00 - 1320.00
Badulla	2100.00 - 2100.00	1300.00 - 1350.00	-	2900.00 - 2900.00	-
Keppetipola	2100.00 - 2200.00	1160.00 - 1260.00	1380.00 - 1420.00	3000.00 - 3100.00	-
Moneragala	-	1250.00 - 1350.00	1500.00 - 1550.00	3000.00 - 3000.00	1450.00 - 1500.00
Kegalle	2200.00 - 2200.00	1180.00 - 1290.00	-	3000.00 - 3000.00	1500.00 - 1700.00
Ampara	2200.00 - 2200.00	1000.00 - 1000.00	1100.00 - 1150.00	-	1400.00 - 1700.00
Dehiattakandiya	-	1180.00 - 1200.00	-	-	1230.00 - 1500.00
Nuwaraeliya	2200.00 - 2300.00	1200.00 - 1280.00	1400.00 - 1450.00	3200.00 - 3300.00	1500.00 - 1600.00
Kandy	2200.00 - 2200.00	1120.00 - 1140.00	1300.00 - 1350.00	3000.00 - 3100.00	1450.00 - 1500.00
Puttalam	2000.00 - 2200.00	1160.00 - 1250.00	-	3200.00 - 3200.00	-
Hambantota	-	1180.00 - 1200.00	-	-	-
Rathnapura	2200.00 - 2200.00	1120.00 - 1300.00	1200.00 - 1350.00	3200.00 - 3200.00	1200.00 - 1200.00
Matara	-	1175.00 - 1200.00	-	-	-
Galle	2200.00 - 2200.00	1150.00 - 1200.00	-	3200.00 - 3200.00	-
Tissamaharama	-	1150.00 - 1250.00	-	2900.00 - 2900.00	1500.00 - 1650.00
Meegoda	-	1200.00 - 1250.00	1350.00 - 1450.00	3300.00 - 3300.00	1350.00 - 1350.00
Embilipitiya	2150.00 - 2200.00	1000.00 - 1200.00	1200.00 - 1300.00	2900.00 - 3000.00	1400.00 - 1600.00
Jaffna	2000.00 - 2100.00	1150.00 - 1200.00	1450.00 - 1550.00	3450.00 - 3500.00	-
Vavuniya	2000.00 - 2150.00	1300.00 - 1350.00	1600.00 - 1700.00	2900.00 - 3000.00	-
Mannar	1700.00 - 2000.00	1360.00 - 1400.00	1600.00 - 1650.00	-	-
Killinochchi	1950.00 - 2000.00	1350.00 - 1400.00	1800.00 - 1850.00	3200.00 - 3400.00	-
Mullaittivu	-	-	-	-	-
Batticaloa	1700.00 - 1800.00	1200.00 - 1250.00	1450.00 - 1600.00	3200.00 - 3250.00	-
Trincomalee	1980.00 - 2000.00	1100.00 - 1220.00	1640.00 - 1680.00	3500.00 - 3550.00	-
Veyangoda	2200.00 - 2200.00	1150.00 - 1150.00	-	2950.00 - 3000.00	1300.00 - 1300.00
Galenbindunuwewa	1900.00 - 2000.00	1140.00 - 1140.00	-	-	1400.00 - 1500.00
Bandarawela	2000.00 - 2200.00	1200.00 - 1250.00	-	3000.00 - 3200.00	-
Matale	2000.00 - 2200.00	1200.00 - 1250.00	1300.00 - 1400.00	2900.00 - 3000.00	1500.00 - 1600.00

Table 14: Colombo: Wholesale Prices (Rs/kg or Rs/piece)
Week 07: 09 - 15 February 2024

COMMODITY	Range	Average Price			Change Compared to		COMMODITY	Range	Average Price			Change Compared to		
		This Week	Last Week	Last Year	Last Week (%)	Last Year (%)			This Week	Last Week	Last Year	Last Week (%)	Last Year (%)	
Rice							Coconut							
Local							Large	95.00 - 105.00	99.55	102.50	94.10	-2.88	5.79	
Samba 1	235.00 - 240.00	237.50	234.75	214.55	1.17	10.70	Small	80.00 - 85.00	84.09	89.25	85.55	-5.78	-1.71	
Samba 2	228.00 - 232.00	228.91	227.25	206.80	0.73	10.69	Fruits (Rs/fruit)							
Keeri Samba	320.00 - 330.00	325.00	316.43	223.50	2.71	45.41	Plantain							
Nadu 1	195.00 - 205.00	198.33	211.25	204.73	-6.11	-3.12	Ambul (Rs/kg)	80.00 - 130.00	104.62	140.77	201.54	-25.68	-48.09	
Nadu 2	190.00 - 193.00	190.86	206.00	197.50	-7.35	-3.36	Kolikuttu (Rs/kg)	200.00 - 250.00	230.00	343.33	395.83	-33.01	-41.89	
Raw (Red)	170.00 - 180.00	174.00	180.63	198.30	-3.67	-12.25	Seeni (Rs/kg)	80.00 - 140.00	115.38	136.67	130.00	-15.57	-11.24	
Raw (White)	185.00 - 200.00	194.00	201.67	194.50	-3.80	-0.26	Anamalu	25.00 - 34.00	28.00	29.17	20.50	-4.01	36.59	
Imported							Ambun	30.00 - 38.00	33.15	35.00	25.67	-5.27	29.15	
Samba	260.00 - 270.00	263.13	#DIV/0!	209.20	#DIV/0!	25.78	Papaw(Rs/kg)	100.00 - 180.00	149.17	143.33	154.29	4.07	-3.32	
Nadu	.	.	.	176.80	.	.	Passion Fruit	80.00 - 110.00	92.73	50.09	28.40	85.12	226.50	
Raw (Red)	Pineapple Large	780.00 - 850.00	817.14	443.08	582.50	84.42	40.28	
Raw (White)	.	.	.	169.30	.	.	Pineapple Medium	600.00 - 660.00	634.29	353.33	490.00	79.52	29.45	
Dried Chillies							Pineapple Small	480.00 - 540.00	508.57	276.67	390.00	83.82	30.40	
Imported	850.00 - 950.00	900.00	1047.14	1392.00	-14.05	-35.34	Mango							
Onion							Betti	.	.	.	14.44	.	.	
Sinnan	Karthakolomban	.	.	45.00	70.00	.	.	
Vedalan	Vilad	
Imported	210.00 - 270.00	241.67	450.00	591.50	-46.30	-59.14	Kohu	
Big Onion							Other							
Imported	310.00 - 350.00	330.00	430.00	162.50	-23.26	103.08	Wood Apple	65.00 - 85.00	75.50	30.50	38.90	147.54	94.09	
Local							Orange	40.00 - 55.00	45.50	146.67	49.09	-68.98	-7.31	
Potato							Avocado	260.00 - 320.00	300.00	278.33	164.00	7.79	82.93	
Welimada	Slime Apple	20.00 - 25.00	21.44	55.00	30.89	-61.01	-30.58	
N'Eliya	300.00 - 350.00	327.50	340.00	420.00	-3.68	-22.02	Grapes (Imp., Rs/kg)	1700.00 - 2000.00	1850.00	1375.00	1613.75	34.55	14.64	
Imported	110.00 - 200.00	150.71	168.13	165.30	-10.36	-8.82	King Coconut	100.00 - 130.00	117.50	93.75	106.25	25.33	10.59	
Pulses							Sea Fish							
Green Gram	950.00 - 1100.00	1005.00	911.67	1165.00	10.24	-13.73	Salaya	300.00 - 400.00	339.00	325.00	398.00	4.31	-14.82	
Cowpea (White)	900.00 - 950.00	921.67	1100.00	1300.63	-16.21	-29.14	Hurulla	500.00 - 560.00	550.91	746.00	726.00	-26.15	-24.12	
Cowpea (Red)	800.00 - 950.00	883.33	1150.00	1330.00	-23.19	-33.58	Balaya	600.00 - 900.00	756.00	928.00	818.00	-18.53	-7.58	
Red Dhal	290.00 - 300.00	295.83	299.00	357.80	-1.06	-17.32	Kelawalla	1250.00 - 1350.00	1312.00	1388.00	1270.00	-5.48	3.31	
Vegetable							Thora	1700.00 - 2400.00	2040.00	2580.00	2420.00	-20.93	-15.70	
Beans (Butter)	Paraw	1350.00 - 1500.00	1408.00	1450.00	1163.00	-2.90	21.07	
Beans(Green)	550.00 - 650.00	601.00	475.00	600.00	26.53	0.17	Mora	900.00 - 1150.00	1020.00	1180.00	.	-13.56	#VALUE!	
Carrot	500.00 - 600.00	565.00	417.00	232.00	35.49	143.53	Shrimps	1650.00 - 1850.00	1742.00	1720.00	1585.00	1.28	9.91	
Leeks	280.00 - 350.00	308.00	220.00	274.00	40.00	12.41	Thalalpath	1500.00 - 2400.00	1895.00	1700.00	1730.00	11.47	9.54	
Beetroot	300.00 - 400.00	337.00	398.33	377.50	-15.40	-10.73	Eggs							
Knolkhol	200.00 - 250.00	218.00	222.00	232.00	-1.80	-6.03	Brown	58.00 - 60.00	59.00	57.75	.	2.16	#VALUE!	
Raddish	80.00 - 120.00	100.00	151.00	106.00	-33.77	-5.66	White	56.00 - 57.00	56.50	54.50	60.50	3.67	-6.61	
Cabbage	350.00 - 450.00	401.00	370.00	123.00	8.38	226.02	Dried Fish							
Tomato	650.00 - 750.00	697.00	474.00	175.00	47.05	298.29	Sprats	1250.00 - 1600.00	1426.00	1331.00	1343.00	7.14	6.18	
Ladies Fingers	250.00 - 280.00	265.00	135.00	135.00	96.30	96.30	Sprats (Imported)	800.00 - 1000.00	912.50	978.33	898.33	-6.73	1.58	
Brinjal	150.00 - 250.00	198.00	548.00	208.00	-63.87	-4.81	Kattawa	
Capsicum	900.00 - 1000.00	935.00	448.00	665.00	108.71	40.60	Kattawa (Imported)	1250.00 - 1400.00	1331.00	1268.00	1693.00	4.97	-21.38	
Pumpkin	250.00 - 280.00	263.00	154.00	130.00	70.78	102.31	Thora	
Cucumber	70.00 - 100.00	82.00	112.00	72.00	-26.79	13.89	Thora (Imported)	
Bitter Gourd	350.00 - 400.00	369.00	347.00	304.00	6.34	21.38	Mora	1700.00 - 1850.00	1787.00	1737.00	1765.00	2.88	1.25	
Snake Gourd	200.00 - 280.00	238.00	208.00	227.00	14.42	4.85	Mora (Imported)	
Drumstick	Balaya	850.00 - 1050.00	938.00	917.00	873.00	2.29	7.45	
Luffa	250.00 - 300.00	272.00	344.00	216.00	-20.93	25.93	Balaya (Imported)	
Long Beans	200.00 - 300.00	259.00	147.00	280.00	76.19	-7.50	Anguluwa	
Ash Plantain	250.00 - 300.00	284.00	282.00	217.00	0.71	30.88	Anguluwa (Imported)	1400.00 - 1600.00	1480.00	1502.00	1686.67	-1.46	-12.25	
Green Chillies	750.00 - 900.00	825.00	1075.00	305.00	-23.26	170.49	Maduwa	1300.00 - 1450.00	1365.00	1396.00	1195.00	-2.22	14.23	
Lime	130.00 - 150.00	140.00	295.00	116.00	-52.54	20.69	Maduwa (Imported)	
Root Crops							Koduwa
Sweet Potato	140.00 - 180.00	155.00	88.00	136.00	76.14	13.97	Koduwa (Imported)	
Manioc	80.00 - 120.00	100.00	90.00	146.00	11.11	-31.51	Salaya	450.00 - 550.00	489.17	423.33	768.00	15.55	-36.31	
Leafy Vegetable							Salaya (Imported)
Mukunuwenna	45.00 - 50.00	47.50	50.00	58.00	-5.00	-18.10								
Kankun	45.00 - 50.00	47.50	50.00	58.00	-5.00	-18.10								
Gotukola (Rs/kg)	280.00 - 300.00	290.00	290.00	244.00	0.00	18.85								

This Week: Week 07: 09 - 15 February 2024
Last Week: Week 06: 02 - 08 February 2024

Table 15: Colombo &Suburbs: Retail Prices (Rs/kg or Rs/piece)
Week 07: 09 - 15 February 2024

COMMODITY	Range	Average Price			Change Compared to		COMMODITY	Range	Average Price			Change Compared to	
		This Week	Last Week	Last Year	Last Week	Last Year (%)			This Week	Last Week	Last Year	Last Week	Last Year (%)
Rice							Coconut						
Local							Large						
Samba 1	230.00 - 260.00	253.60	252.14	228.33	1.46	11.07	105.00 - 120.00	116.25	120.32	111.04	-4.07	4.69	
Samba 2	-	-	-	218.33	-	-	Small	85.00 - 100.00	92.50	96.33	89.95	-3.83	2.83
Keeri Samba	-	#DIV/0!	#DIV/0!	256.00	#DIV/0!	#DIV/0!	Fruits (Rs/fruit)						
Nadu 1	220.00 - 230.00	224.55	224.25	221.21	0.30	1.51	Plantain						
Nadu 2	220.00 - 220.00	220.00	-	214.81	-	-	Ambul (Rs/kg)	200.00 - 300.00	246.96	226.25	267.78	20.71	-7.78
Raw (Red)	190.00 - 220.00	205.79	206.19	215.88	-0.40	-4.67	Kolikuttu (Rs/kg)	450.00 - 550.00	501.76	489.17	520.27	12.59	-3.56
Raw (White)	210.00 - 220.00	215.50	215.24	210.91	0.26	2.18	Seeni (Rs/kg)	150.00 - 280.00	225.45	221.30	222.16	4.15	1.48
Imported							Anamalu						
Samba	-	#DIV/0!	#DIV/0!	220.31	#DIV/0!	#DIV/0!	Ambun	30.00 - 42.00	34.88	38.13	28.15	-3.26	23.89
Nadu	-	-	-	197.07	-	-	Papaw(Rs/kg)	35.00 - 56.00	47.19	49.96	34.60	-2.77	36.39
Raw (Red)	-	-	-	-	-	-	Passion Fruit	180.00 - 350.00	248.50	229.17	297.50	19.33	-16.47
Raw (White)	-	-	-	189.09	-	-	Pineapple Large	65.00 - 100.00	80.00	64.71	45.77	15.29	74.79
Dried Chillies							Pineapple Medium						
Imported	1100.00 - 1300.00	1250.00	1313.64	1791.67	-63.64	-30.23	Pineapple Small	480.00 - 650.00	550.77	524.77	638.67	26.00	-13.76
Onion							Mango						
Sinnan	-	-	-	-	-	-	Betti	-	-	-	-	-	-
Vedalan	-	-	-	-	-	-	Karthakolomban	66.00 - 200.00	-	-	144.19	-	-
Imported	480.00 - 600.00	512.22	594.62	730.30	-82.40	-29.86	Vilad	-	-	-	84.00	-	-
Big Onion							Kohu						
Imported	420.00 - 480.00	456.50	510.00	203.94	-53.50	123.84	Other						
Local							Wood Apple						
Potato							Orange						
Welimada	-	-	-	-	-	-	Avocado	180.00 - 250.00	206.00	206.36	110.45	-0.36	86.51
N'Eliya	400.00 - 440.00	417.50	415.63	458.00	1.87	-8.84	Slime Apple	260.00 - 300.00	-	-	170.00	-	-
Imported	180.00 - 220.00	197.65	212.50	198.75	-14.85	-0.55	Grapes (Imp., Rs/kg)	50.00 - 120.00	80.83	82.47	87.59	-1.64	-7.71
Pulses							King Coconut						
Green Gram	1000.00 - 1400.00	1169.47	1163.04	1292.50	6.43	-9.52	100.00 - 150.00	131.11	143.18	140.48	-12.07	-6.67	
Cowpea (White)	1200.00 - 1400.00	1307.14	1255.00	1375.00	52.14	-4.94	Sea Fish						
Cowpea (Red)	1200.00 - 1400.00	1300.00	1263.64	1374.00	36.36	-5.39	Salaya	500.00 - 600.00	579.33	564.76	602.31	14.57	-3.81
Red Dhal	320.00 - 360.00	339.50	340.80	381.71	-1.30	-11.06	Hurulla	720.00 - 1000.00	868.33	928.46	883.20	-60.13	-1.68
Vegetable							Balaya						
Beans (Butter)	-	-	-	-	-	-	Kelawalla	1100.00 - 1800.00	1337.50	1508.33	1488.33	-170.83	-10.13
Beans(Green)	460.00 - 800.00	678.70	668.97	699.63	9.73	-2.99	Thora	1500.00 - 2600.00	2134.62	2139.47	2350.00	-4.85	-9.17
Carrot	700.00 - 1000.00	807.50	598.46	354.07	209.04	128.06	Paraw	2700.00 - 4000.00	3258.33	3453.33	3272.22	-195.00	-0.42
Leeks	380.00 - 700.00	531.82	388.85	438.85	142.97	21.18	Mora	1500.00 - 2600.00	2080.00	2282.50	2203.75	-202.50	-5.62
Beetroot	550.00 - 900.00	743.75	637.60	553.60	106.15	34.35	Shrimps	2000.00 - 2100.00	2007.14	2086.11	1811.20	-78.97	10.82
Knolkhol	350.00 - 600.00	492.31	435.79	351.50	56.52	40.06	Thalalpath	2000.00 - 2800.00	2717.65	2770.45	2780.77	-52.80	-2.27
Raddish	220.00 - 400.00	317.92	312.86	204.81	5.06	55.23	Eggs						
Cabbage	550.00 - 800.00	700.42	550.00	239.31	150.42	192.68	Brown	54.00 - 56.00	55.29	57.88	63.00	-2.59	-12.23
Tomato	480.00 - 1000.00	745.24	643.08	255.56	102.16	191.61	White	51.00 - 54.00	52.35	55.11	61.79	-2.76	-15.27
Ladies Fingers	250.00 - 420.00	348.26	343.10	242.14	5.16	43.83	Dried Fish						
Brinjal	500.00 - 900.00	689.52	765.17	444.81	-75.65	55.02	Sprats	1800.00 - 2400.00	2035.29	1945.83	1739.29	89.46	17.02
Capsicum	650.00 - 1000.00	822.92	774.07	932.00	48.85	-11.70	Sprats (Imported)	1200.00 - 1500.00	1433.33	1463.64	1328.00	-30.31	7.93
Pumpkin	180.00 - 340.00	278.40	274.44	229.63	3.96	21.24	Kattawa	2000.00 - 2500.00	2336.84	2325.00	2482.61	11.84	-5.87
Cucumber	140.00 - 320.00	229.57	253.08	191.43	-23.51	19.92	Thora	-	-	-	-	-	-
Bitter Gourd	350.00 - 700.00	543.48	567.14	471.15	-23.66	15.35	Mora	2000.00 - 2600.00	2417.65	2405.00	2454.17	12.65	-1.49
Snake Gourd	250.00 - 480.00	394.78	399.20	400.00	-4.42	-1.30	Balaya	1600.00 - 1800.00	1705.26	1704.55	1469.23	0.71	16.07
Drumstick	-	-	-	-	-	-	Anguluwa	2200.00 - 2400.00	2342.86	2430.77	2500.00	-87.91	-6.29
Luffa	300.00 - 600.00	506.67	515.00	368.00	-8.33	37.68	Maduwa	-	-	-	-	-	-
Long Beans	240.00 - 520.00	349.52	361.43	406.40	-11.91	-14.00	Koduwa	-	-	-	-	-	-
Ash Plantain	320.00 - 500.00	384.58	388.46	311.54	-3.88	23.45	Salaya	1000.00 - 1100.00	1046.15	1150.00	1310.71	-103.85	-20.18
Green Chillies	1200.00 - 2400.00	1780.43	1600.00	530.36	180.43	235.70	Meat						
Lime	300.00 - 1000.00	671.30	661.85	304.62	9.45	120.37	Beef (without Bones)	2200.00 - 2500.00	2450.00	2383.33	2000.00	66.67	22.50
Root Crops							Chicken (Broiler)						
Sweet Potato	150.00 - 320.00	253.91	240.74	238.46	13.17	6.48	1250.00 - 1410.00	1338.89	1335.56	1249.00	3.33	7.20	
Manioc	150.00 - 240.00	203.50	211.72	215.36	-8.22	-5.51	Chicken (Curry)	1000.00 - 1400.00	1208.89	1312.50	1578.57	-103.61	-23.42
Leafy Vegetable							Mutton						
Mukunuwenna	60.00 - 100.00	78.18	73.33	81.50	4.85	-4.07	3200.00 - 3400.00	3250.00	3300.00	2922.22	-50.00	11.22	
Kankun	60.00 - 100.00	77.73	73.33	81.50	4.40	-4.63	Pork	1250.00 - 1300.00	1275.00	1275.00	1766.67	0.00	-27.83
Gotukola	100.00 - 120.00	101.82	101.33	125.00	0.49	-18.55							

This Week: Week 07: 09 - 15 February 2024
Last Week: Week 06: 02 - 08 February 2024

Table 16: Farmgate/Producer Prices of Food Commodities in Selected Producing Areas (Rs/kg)

Week 07: 09 - 15 February 2024

COMMODITY	Range	Average Price	COMMODITY	Range	Average Price	COMMODITY	Range	Average Price
<u>Paddy</u>			<u>Vegetable (Up Country)</u>			<u>Snake Gourd</u>		
Short Grain			Beans			Dambulla	177.50 - 200.00	186.50
A'pura	105.00 - 120.00	111.00	Dambulla	500.00 - 550.00	530.00	Hambantota	180.00 - 230.00	208.00
P'naruwa	109.00 - 132.00	120.42	Welimada	450.00 - 480.00	466.00	Embilipitiya	200.00 - 230.00	212.00
Kalawewa	102.00 - 120.00	109.17	Badulla	-	-	Matara	-	-
Kurunegala	105.00 - 120.00	113.00	Carrot			A'pura	200.00 - 220.00	208.00
Dehiattakandiya	120.00 - 125.00	122.67	N'Eliya	550.00 - 580.00	565.00	Luffa		
Nikaweratiya	105.00 - 120.00	112.67	Welimada	350.00 - 380.00	366.00	Dambulla	200.00 - 220.00	212.50
Ampara	-	-	Hanguranketha	400.00 - 480.00	446.00	Hambantota	250.00 - 280.00	265.00
Long Grain (White)			Leeks			Embilipitiya	300.00 - 320.00	310.00
A'pura	90.00 - 105.00	96.00	N'Eliya	260.00 - 280.00	268.00	Matara	-	-
P'naruwa	93.00 - 114.00	102.92	Welimada	200.00 - 230.00	214.00	A'pura	230.00 - 250.00	238.00
Kalawewa	88.00 - 105.00	95.83	Beetroot			Green Chillies		
Kurunegala	88.00 - 110.00	100.20	N'Eliya	220.00 - 230.00	225.00	Dambulla	600.00 - 650.00	622.00
Dehiattakandiya	102.00 - 109.00	104.67	Dambulla	-	-	Hambantota	-	-
Embilipitiya	-	-	Kurunegala	-	-	Embilipitiya	850.00 - 900.00	880.00
Nikaweratiya	90.00 - 110.00	100.50	Welimada	250.00 - 270.00	258.00	Puttalam	650.00 - 800.00	716.67
Hambantota	-	-	Hanguranketha	250.00 - 300.00	278.00	A'pura	900.00 - 950.00	920.00
Ampara	82.00 - 100.00	92.00	Knol Khol			Pumpkin		
Long Grain (Red)			N'Eliya	220.00 - 240.00	228.00	Dambulla	240.00 - 260.00	248.00
Matara	85.00 - 95.00	90.00	Welimada	200.00 - 230.00	220.00	Hambantota	180.00 - 230.00	207.50
Hambantota	92.00 - 95.00	93.75	Hanguranketha	180.00 - 220.00	202.00	Embilipitiya	230.00 - 250.00	242.50
Embilipitiya	95.00 - 100.00	96.80	Raddish			Matara	200.00 - 230.00	208.00
Keeri Samba			N'Eliya	55.00 - 65.00	59.00	A'pura	200.00 - 220.00	208.00
A'pura	125.00 - 140.00	131.00	Welimada	25.00 - 35.00	29.00	Moneragala	190.00 - 200.00	194.00
P'naruwa	129.00 - 148.00	138.83	Hambantota	-	-	Cucumber		
Kalawewa	120.00 - 140.00	127.00	Hanguranketha	55.00 - 70.00	63.60	A'pura	60.00 - 70.00	64.00
Kurunegala	120.00 - 140.00	132.60	Cabbage			Dambulla	48.00 - 57.00	52.00
Dehiattakandiya	150.00 - 156.25	152.75	N'Eliya	380.00 - 410.00	396.00	Hambantota	50.00 - 60.00	55.00
Red Onion			Welimada	260.00 - 280.00	274.00	Matara	50.00 - 55.00	52.50
Puttalam	200.00 - 300.00	228.00	Badulla	400.00 - 450.00	425.00	Long Beans		
Jaffna	220.00 - 250.00	234.00	Hanguranketha	280.00 - 340.00	306.00	Dambulla	240.00 - 260.00	246.00
Big Onion			Tomato			Hambantota	80.00 - 120.00	97.50
Dambulla	-	-	Welimada	540.00 - 580.00	556.00	Embilipitiya	200.00 - 250.00	228.00
Kalawewa	-	-	Hambantota	-	-	Matara	160.00 - 180.00	172.50
A'pura	-	-	Dambulla	590.00 - 620.00	606.00	A'pura	200.00 - 220.00	208.00
Potato			Hanguranketha	400.00 - 470.00	438.00	Ash Plantain		
N'Eliya	260.00 - 275.00	267.00	Vegetable (Low Country)			Hambantota	-	-
Badulla	-	-	Ladies Fingers			Embilipitiya	150.00 - 180.00	164.00
Welimada	200.00 - 230.00	220.00	A'pura	260.00 - 280.00	268.00	Matara	155.00 - 170.00	161.25
Pulses			Dambulla	240.00 - 260.00	252.50	Lime		
Green Gram			Hambantota	170.00 - 190.00	182.00	Hambantota	-	-
Hambantota	-	-	Embilipitiya	210.00 - 230.00	220.00	Embilipitiya	100.00 - 120.00	110.00
Moneragala	700.00 - 800.00	740.00	Matara	230.00 - 260.00	245.00	Moneragala	80.00 - 90.00	84.00
Embilipitiya	820.00 - 850.00	836.67	Brinjal			Fruits (Rs/kg)		
Nikaweratiya	675.00 - 750.00	706.25	A'pura	200.00 - 220.00	208.00	Banana		
A'pura	700.00 - 800.00	750.00	Dambulla	120.00 - 135.00	128.00	Ambul		
Cowpea			Hambantota	-	-	Moneragala	90.00 - 100.00	94.00
Hambantota	-	-	Embilipitiya	120.00 - 150.00	138.00	Embilipitiya	50.00 - 70.00	61.67
Nikaweratiya	600.00 - 650.00	618.75	Matara	-	-	Hambantota	90.00 - 110.00	102.50
Moneragala	650.00 - 700.00	670.00	Welimada	160.00 - 180.00	168.00	Kolikuttu		
Embilipitiya	790.00 - 800.00	795.00	Capsicum			Moneragala	250.00 - 280.00	262.00
Maize			Badulla	500.00 - 600.00	550.00	Embilipitiya	180.00 - 220.00	200.00
A'pura	115.00 - 120.00	117.50	Welimada	650.00 - 680.00	658.00	Hambantota	-	-
Kalawewa	90.00 - 125.00	107.00	Bitter Gourd			Papaw		
Gingelly			A'pura	360.00 - 400.00	376.00	Moneragala	100.00 - 120.00	108.00
A'pura	600.00 - 650.00	625.00	Dambulla	300.00 - 320.00	310.00	Embilipitiya	120.00 - 140.00	127.50
Kalawewa	-	-	Hambantota	-	-	Hambantota	120.00 - 130.00	125.00
Black Gram			Embilipitiya	400.00 - 440.00	422.00	Pineapple		
A'pura	550.00 - 600.00	575.00	Matara	380.00 - 400.00	392.50	Divulapitiya	-	-
Kalawewa	500.00 - 600.00	550.00						

Annex 01 - Colombo Markets: Retail Prices of Rice and Subsidiary Food Crops (Rs/kg)

Week 07: 09 - 15 February 2024

28

CROP	PELIYAGODA	MAHARAGAMA	KIRULAPONE	NUGEGODA	NARAHENPITA	DEMATAGODA	THOTALANGA	KADAWATHA	KIRIBATHGODA
<u>Rice</u>									
Local									
Samba 1	250.00 - 270.00	230.00 - 270.00	230.00 - 270.00	230.00 - 260.00	230.00 - 270.00	230.00 - 270.00	250.00 - 260.00	230.00 - 260.00	230.00 - 260.00
Samba 2	-	-	-	-	-	-	-	-	-
Keeri Samba	360.00 - 380.00	380.00 - 380.00	380.00 - 380.00	380.00 - 380.00	380.00 - 380.00	380.00 - 380.00	360.00 - 390.00	380.00 - 390.00	380.00 - 380.00
Nadu 1	220.00 - 230.00	220.00 - 230.00	220.00 - 230.00	220.00 - 230.00	220.00 - 230.00	220.00 - 230.00	220.00 - 230.00	220.00 - 230.00	220.00 - 230.00
Nadu 2	-	-	-	-	-	-	-	-	-
Raw (Red)	200.00 - 210.00	190.00 - 200.00	190.00 - 200.00	200.00 - 210.00	200.00 - 210.00	210.00 - 210.00	200.00 - 210.00	210.00 - 210.00	210.00 - 210.00
Raw (White)	210.00 - 220.00	210.00 - 220.00	210.00 - 220.00	210.00 - 220.00	220.00 - 220.00	220.00 - 220.00	210.00 - 220.00	210.00 - 220.00	220.00 - 220.00
Imported									
Samba	280.00 - 300.00	300.00 - 300.00	300.00 - 300.00	300.00 - 300.00	300.00 - 300.00	300.00 - 300.00	300.00 - 300.00	300.00 - 300.00	300.00 - 300.00
Nadu	-	-	-	-	-	-	-	-	-
Raw (Red)	-	-	-	-	-	-	-	-	-
Raw (White)	-	-	-	-	-	-	-	-	-
<u>Dried Chillies</u>									
Imported	1050.00 - 1200.00	1200.00 - 1400.00	1300.00 - 1400.00	1300.00 - 1400.00	1400.00 - 1400.00	1200.00 - 1300.00	1200.00 - 1300.00	1300.00 - 1300.00	1300.00 - 1300.00
<u>Red Onion</u>									
Sinnan	-	-	-	-	-	-	-	-	-
Vedalan	-	-	-	-	-	-	-	-	-
Imported	350.00 - 360.00	400.00 - 480.00	400.00 - 480.00	320.00 - 400.00	350.00 - 360.00	360.00 - 380.00	380.00 - 400.00	380.00 - 400.00	380.00 - 400.00
<u>Big Onion</u>									
Imported	350.00 - 380.00	440.00 - 440.00	400.00 - 440.00	400.00 - 440.00	400.00 - 450.00	400.00 - 450.00	400.00 - 450.00	380.00 - 400.00	450.00 - 450.00
Local	-	-	-	-	-	-	-	-	-
<u>Potato</u>									
Welimada	-	-	-	-	-	-	-	-	-
N'Eliya	430.00 - 430.00	400.00 - 400.00	380.00 - 400.00	380.00 - 400.00	440.00 - 440.00	430.00 - 430.00	400.00 - 440.00	380.00 - 400.00	400.00 - 440.00
Imported	180.00 - 200.00	200.00 - 200.00	180.00 - 200.00	180.00 - 200.00	180.00 - 200.00	200.00 - 200.00	200.00 - 220.00	200.00 - 220.00	200.00 - 220.00
<u>Pulses</u>									
Green Gram	1100.00 - 1200.00	1300.00 - 1300.00	1200.00 - 1300.00	1200.00 - 1300.00	1100.00 - 1200.00	1200.00 - 1200.00	1200.00 - 1300.00	1200.00 - 1200.00	1200.00 - 1200.00
Cowpea (White)	1200.00 - 1200.00	1300.00 - 1300.00	1200.00 - 1300.00	1300.00 - 1300.00	1200.00 - 1300.00	1200.00 - 1200.00	1200.00 - 1200.00	1200.00 - 1200.00	1200.00 - 1200.00
Cowpea (Red)	1200.00 - 1200.00	1300.00 - 1300.00	1200.00 - 1300.00	1300.00 - 1300.00	1200.00 - 1300.00	1200.00 - 1200.00	1200.00 - 1200.00	1200.00 - 1200.00	1200.00 - 1200.00
Red Dhal	320.00 - 320.00	340.00 - 360.00	330.00 - 360.00	340.00 - 360.00	330.00 - 360.00	330.00 - 360.00	320.00 - 340.00	320.00 - 340.00	360.00 - 360.00

Annex 02 - Colombo Markets: Retail Prices of Vegetables (Rs/kg) and Coconut (Rs/nut)

Week 07: 09 - 15 February 2024

29

CROP	PELIYAGODA	MAHARAGAMA	KIRULAPONE	NUGEGODA	NARAHENPITA	DEMATAGODA	THOTALANGA	KADAWATHA	KIRIBATHGODA
<u>Vegetable</u>									
Beans	650.00 - 760.00	900.00 - 1000.00	800.00 - 820.00	800.00 - 820.00	860.00 - 900.00	800.00 - 860.00	600.00 - 660.00	600.00 - 720.00	600.00 - 720.00
Carrot	760.00 - 860.00	900.00 - 1000.00	800.00 - 1000.00	900.00 - 1000.00	800.00 - 960.00	600.00 - 800.00	540.00 - 560.00	640.00 - 760.00	860.00 - 1000.00
Leeks	400.00 - 460.00	580.00 - 600.00	520.00 - 600.00	580.00 - 600.00	480.00 - 560.00	400.00 - 480.00	400.00 - 420.00	480.00 - 660.00	660.00 - 680.00
Beetroot	400.00 - 460.00	600.00 - 600.00	520.00 - 600.00	580.00 - 600.00	540.00 - 600.00	400.00 - 480.00	400.00 - 480.00	560.00 - 660.00	600.00 - 660.00
Knolkhol	240.00 - 280.00	560.00 - 600.00	520.00 - 600.00	600.00 - 600.00	520.00 - 600.00	-	400.00 - 520.00	400.00 - 420.00	-
Raddish	150.00 - 180.00	320.00 - 330.00	300.00 - 320.00	300.00 - 320.00	240.00 - 260.00	240.00 - 320.00	200.00 - 260.00	200.00 - 260.00	240.00 - 260.00
Cabbage	450.00 - 560.00	450.00 - 460.00	600.00 - 680.00	600.00 - 650.00	500.00 - 600.00	540.00 - 600.00	450.00 - 460.00	600.00 - 680.00	600.00 - 680.00
Tomato	800.00 - 860.00	1100.00 - 1200.00	1000.00 - 1000.00	900.00 - 1000.00	740.00 - 900.00	1000.00 - 1100.00	740.00 - 760.00	1100.00 - 1200.00	1000.00 - 1100.00
Ladies Fingers	340.00 - 380.00	580.00 - 600.00	400.00 - 480.00	450.00 - 480.00	360.00 - 480.00	350.00 - 400.00	350.00 - 400.00	460.00 - 480.00	400.00 - 540.00
Brinjal	250.00 - 300.00	580.00 - 580.00	400.00 - 480.00	300.00 - 320.00	320.00 - 560.00	400.00 - 460.00	260.00 - 300.00	320.00 - 400.00	460.00 - 560.00
Capsicum	1000.00 - 1100.00	1400.00 - 1400.00	1000.00 - 1400.00	1000.00 - 1200.00	1100.00 - 1200.00	1100.00 - 1200.00	1000.00 - 1200.00	1100.00 - 1400.00	1200.00 - 1400.00
Pumpkin	350.00 - 460.00	480.00 - 480.00	380.00 - 400.00	380.00 - 400.00	320.00 - 400.00	400.00 - 400.00	320.00 - 360.00	400.00 - 480.00	320.00 - 360.00
Cucumber	120.00 - 140.00	260.00 - 260.00	200.00 - 220.00	220.00 - 240.00	160.00 - 200.00	160.00 - 240.00	120.00 - 160.00	200.00 - 260.00	160.00 - 200.00
Bitter Gourd	380.00 - 460.00	620.00 - 640.00	520.00 - 600.00	580.00 - 600.00	520.00 - 600.00	480.00 - 560.00	400.00 - 520.00	600.00 - 660.00	560.00 - 660.00
Snake Gourd	280.00 - 360.00	460.00 - 480.00	400.00 - 480.00	380.00 - 400.00	400.00 - 480.00	400.00 - 440.00	360.00 - 420.00	400.00 - 480.00	540.00 - 650.00
Drumstick	-	-	-	-	-	-	-	-	-
Luffa	300.00 - 440.00	460.00 - 480.00	520.00 - 600.00	580.00 - 600.00	400.00 - 600.00	460.00 - 480.00	380.00 - 420.00	600.00 - 620.00	540.00 - 620.00
Long Beans	320.00 - 460.00	-	400.00 - 420.00	460.00 - 480.00	400.00 - 480.00	-	280.00 - 350.00	340.00 - 480.00	520.00 - 520.00
Ash Plantain	300.00 - 400.00	480.00 - 480.00	400.00 - 480.00	460.00 - 480.00	400.00 - 480.00	400.00 - 480.00	340.00 - 360.00	360.00 - 400.00	300.00 - 340.00
Green Chillies	850.00 - 960.00	1500.00 - 1600.00	1200.00 - 1400.00	1300.00 - 1400.00	1200.00 - 1500.00	900.00 - 1200.00	1000.00 - 1200.00	1500.00 - 1600.00	1400.00 - 1600.00
Lime	200.00 - 260.00	500.00 - 500.00	380.00 - 400.00	350.00 - 400.00	300.00 - 340.00	400.00 - 500.00	200.00 - 240.00	300.00 - 400.00	260.00 - 300.00
<u>Root Crops</u>									
Sweet Potato	200.00 - 260.00	400.00 - 420.00	300.00 - 320.00	300.00 - 320.00	320.00 - 340.00	320.00 - 360.00	200.00 - 240.00	360.00 - 420.00	200.00 - 320.00
Manioc	140.00 - 180.00	240.00 - 240.00	220.00 - 240.00	220.00 - 220.00	200.00 - 240.00	180.00 - 240.00	160.00 - 180.00	200.00 - 240.00	200.00 - 220.00
<u>Leafy Vegetable</u>									
Mukunuwenna	50.00 - 50.00	80.00 - 80.00	80.00 - 80.00	80.00 - 80.00	80.00 - 80.00	80.00 - 80.00	80.00 - 80.00	80.00 - 80.00	80.00 - 80.00
Kankun	50.00 - 50.00	80.00 - 90.00	80.00 - 80.00	80.00 - 80.00	80.00 - 80.00	80.00 - 80.00	80.00 - 80.00	80.00 - 80.00	80.00 - 80.00
Gotukola	90.00 - 120.00	100.00 - 100.00	120.00 - 120.00	90.00 - 90.00	90.00 - 90.00	120.00 - 120.00	120.00 - 120.00	120.00 - 120.00	120.00 - 120.00
<u>Coconut</u>									
Large	110.00 - 110.00	120.00 - 120.00	120.00 - 120.00	120.00 - 120.00	120.00 - 120.00	110.00 - 120.00	120.00 - 120.00	120.00 - 120.00	120.00 - 120.00
Small	90.00 - 100.00	105.00 - 110.00	100.00 - 105.00	100.00 - 110.00	100.00 - 110.00	100.00 - 100.00	100.00 - 105.00	100.00 - 110.00	100.00 - 110.00

Annex 03 - Colombo Markets: Retail Prices of Fruits (Rs/fruit)

Week 07: 09 - 15 February 2024

30

CROP	PELIYAGODA		MAHARAGAMA		KIRULAPONE		NUGEGODA		NARAHENPITA		DEMATAGODA		THOTALANGA		KADAWATHA		KIRIBATHGODA	
<i>Plantain</i>																		
Ambul (Rs/Kg)	150.00	240.00	220.00	240.00	260.00	260.00	200.00	200.00	200.00	250.00	180.00	180.00	150.00	160.00	200.00	230.00	200.00	250.00
Kolikuttu (Rs/Kg)	280.00	400.00	400.00	420.00	450.00	500.00	350.00	380.00	400.00	450.00	380.00	380.00	300.00	400.00	400.00	500.00	500.00	500.00
Seeni (Rs/Kg)	120.00	220.00	220.00	240.00	260.00	260.00	200.00	200.00	200.00	230.00	180.00	180.00	120.00	150.00	200.00	230.00	200.00	220.00
Anamalu	28.00	35.00	30.00	32.00	40.00	42.00	32.00	40.00	35.00	37.00	30.00	30.00	25.00	30.00	32.00	37.00	32.00	35.00
Ambun	35.00	46.00	42.00	44.00	54.00	55.00	42.00	52.00	46.00	52.00	40.00	40.00	33.00	40.00	42.00	50.00	42.00	44.00
<i>Pineapple</i>																		
Large	880.00	900.00	820.00	820.00	850.00	900.00	800.00	830.00	880.00	900.00	-	-	-	-	800.00	830.00	800.00	800.00
Medium	680.00	700.00	680.00	750.00	680.00	700.00	650.00	750.00	700.00	750.00	-	-	-	-	650.00	700.00	650.00	780.00
Small	550.00	580.00	-	-	-	-	-	-	-	-	600.00	650.00	500.00	600.00	520.00	560.00	500.00	600.00
<i>Mango</i>																		
Betti	-	-	-	-	-	-	-	-	-	-	-	-	-	-	-	-	-	-
Karthakolomban	-	-	-	-	-	-	-	-	-	-	-	-	-	-	-	-	-	-
Vilad	-	-	-	-	-	-	-	-	-	-	-	-	-	-	-	-	-	-
Kohu	-	-	-	-	-	-	-	-	-	-	-	-	-	-	-	-	-	-
<i>Other Fruits</i>																		
Wood Apple	90.00	100.00	110.00	120.00	120.00	140.00	120.00	140.00	100.00	140.00	-	-	120.00	120.00	110.00	120.00	100.00	120.00
Orange	60.00	60.00	80.00	90.00	120.00	120.00	120.00	120.00	70.00	100.00	-	-	80.00	100.00	90.00	90.00	-	-
Avocado	-	-	-	-	-	-	-	-	-	-	-	-	-	-	-	-	-	-
Slime Apple	30.00	42.00	80.00	90.00	90.00	100.00	80.00	100.00	70.00	80.00	70.00	70.00	-	-	50.00	50.00	60.00	60.00
Grapes (Rs/Kg)	1900.00	2200.00	2000.00	2200.00	2200.00	2600.00	2500.00	2600.00	2000.00	2600.00	2200.00	2200.00	1800.00	1850.00	2000.00	2200.00	1800.00	2000.00
Papaw (Rs/Kg)	220.00	260.00	250.00	280.00	300.00	350.00	240.00	280.00	200.00	250.00	220.00	220.00	150.00	200.00	220.00	280.00	180.00	200.00
Passion	140.00	145.00	-	-	-	-	-	-	120.00	160.00	-	-	-	-	-	-	-	-
King Coconut	140.00	150.00	150.00	150.00	150.00	150.00	150.00	160.00	140.00	150.00	150.00	150.00	130.00	130.00	130.00	130.00	130.00	130.00

Annex 04 - Colombo Markets: Retail Prices of Sea Fish and Dried Fish (Rs/kg)

Week 07: 09 - 15 February 2024

31

CROP	PELIYAGODA	MAHARAGAMA	KIRULAPONE	NUGEGODA	NARAHENPITA	DEMATAGODA	THOTALANGA	KADAWATHA	KIRIBATHGODA
<i>Sea Fish</i>									
Salaya	400.00 - 460.00	680.00 - 700.00	600.00 - 680.00	700.00 - 720.00	560.00 - 560.00	560.00 - 580.00	580.00 - 600.00	480.00 - 500.00	500.00 - 520.00
Hurulla	580.00 - 630.00	-	1400.00 - 1400.00	1200.00 - 1200.00	900.00 - 900.00	800.00 - 820.00	880.00 - 900.00	880.00 - 900.00	900.00 - 900.00
Balaya	720.00 - 770.00	-	1600.00 - 1600.00	-	-	-	-	-	-
Kelawalla	1380.00 - 1480.00	2400.00 - 2400.00	2000.00 - 2200.00	2400.00 - 2600.00	1800.00 - 1800.00	1800.00 - 2000.00	2200.00 - 2400.00	2000.00 - 2000.00	2000.00 - 2000.00
Thora	1900.00 - 2400.00	3400.00 - 3600.00	3800.00 - 4000.00	3400.00 - 3800.00	3400.00 - 3400.00	2800.00 - 3000.00	-	3600.00 - 3800.00	3600.00 - 3600.00
Paraw	1600.00 - 1700.00	2400.00 - 2400.00	-	2600.00 - 2600.00	-	2000.00 - 2200.00	2600.00 - 2800.00	-	2400.00 - 2400.00
Mora	-	-	-	-	-	-	-	-	-
Shrimps Small	2000.00 - 2200.00	2000.00 - 2000.00	2000.00 - 2000.00	2000.00 - 2000.00	2000.00 - 2000.00	2000.00 - 2000.00	2000.00 - 2000.00	2000.00 - 2000.00	2000.00 - 2000.00
Talapath	1700.00 - 2000.00	2600.00 - 2800.00	2800.00 - 3000.00	2800.00 - 3000.00	2800.00 - 2800.00	2800.00 - 3000.00	2800.00 - 2800.00	2800.00 - 3000.00	2800.00 - 3000.00
<i>Eggs (Rs/egg)</i>									
Brown	61.00 - 61.00	60.50 - 61.00	61.00 - 61.00	61.00 - 61.00	60.00 - 60.00	60.00 - 60.00	60.00 - 60.00	60.00 - 60.00	60.00 - 60.00
White	58.00 - 58.00	58.00 - 58.00	58.00 - 58.00	58.00 - 58.00	58.00 - 58.00	58.00 - 58.00	58.00 - 58.00	58.00 - 58.00	58.00 - 58.00
<i>Dried Fish</i>									
Sprats	2000.00 - 2200.00	2200.00 - 2300.00	2000.00 - 2000.00	2400.00 - 2400.00	2000.00 - 2200.00	2000.00 - 2200.00	2200.00 - 2400.00	2200.00 - 2400.00	2200.00 - 2400.00
Kattawa	2000.00 - 2000.00	2200.00 - 2400.00	2000.00 - 2200.00	2400.00 - 2400.00	2000.00 - 2200.00	2000.00 - 2200.00	2000.00 - 2200.00	2400.00 - 2400.00	2000.00 - 2400.00
Thora	-	-	-	-	-	-	-	-	-
Mora	2000.00 - 2200.00	2200.00 - 2400.00	2400.00 - 2500.00	2400.00 - 2600.00	2000.00 - 2200.00	2000.00 - 2200.00	2500.00 - 2600.00	2400.00 - 2500.00	2600.00 - 2600.00
Balaya	1600.00 - 1800.00	1600.00 - 1600.00	1600.00 - 1800.00	1600.00 - 1800.00	1600.00 - 1800.00	1600.00 - 1800.00	1600.00 - 1800.00	1600.00 - 1800.00	1800.00 - 2000.00
Anguluwa	-	-	-	-	-	-	-	2600.00 - 2800.00	2600.00 - 2800.00
Salaya	1200.00 - 1400.00	1000.00 - 1000.00	1000.00 - 1000.00	1000.00 - 1000.00	1200.00 - 1300.00	1200.00 - 1200.00	1100.00 - 1200.00	1200.00 - 1200.00	1300.00 - 1400.00
<i>Meat</i>									
Beef (without Bones)	-	-	2500.00 - 2500.00	-	2400.00 - 2400.00	-	2300.00 - 2300.00	2400.00 - 2400.00	-
Chicken (Broiler)	1250.00 - 1250.00	1250.00 - 1250.00	1220.00 - 1220.00	1280.00 - 1280.00	1200.00 - 1200.00	1160.00 - 1160.00	1200.00 - 1200.00	1250.00 - 1250.00	1250.00 - 1250.00
Chicken (Curry)	1300.00 - 1300.00	1350.00 - 1350.00	1220.00 - 1220.00	1400.00 - 1400.00	1250.00 - 1250.00	1100.00 - 1100.00	1300.00 - 1300.00	1300.00 - 1300.00	1300.00 - 1300.00
Mutton	-	3200.00 - 3200.00	3200.00 - 3200.00	3200.00 - 3200.00	3500.00 - 3500.00	3200.00 - 3200.00	3100.00 - 3100.00	-	3400.00 - 3400.00
Pork	-	1300.00 - 1300.00	-	-	-	-	-	1300.00 - 1300.00	1250.00 - 1250.00

Annex 05 : Food Composition of Selected Food Commodities

Commodity	Energy (kcal/100g)	Protein (g/100g)	Total fat (g/100g)	Retinol Eq (µ g/100g)	Vit B2 (mg/100g)	Vit B6 (mg/100g)	Folate (µg/100g)	Vit C (mg/100g)	Calcium (mg/100g)	Magnesium (mg/100g)	Iron (mg/100g)	Zinc (mg/100g)
Rice												
Rice - (white Kekulu - normal)	361	9.88	1.52	-	0.03	0.09	10.67	-	6.94	26.29	1.22	1.5
Rice - (white Kekulu Samba)	355	8.81	1.53	-	0.03	0.09	8.11	-	9.82	30.48	0.92	1.7
Rice - (Red Kekulu - normal)	366	8.64	2.12	-	0.05	0.1	8.39	-	4.73	31.7	0.88	1.84
Rice -Samba	369	6.86	2.45	-	0.05	0.13	12.79	-	8.71	37.26	1.18	1.49
Rice - Nadu White	366	7.76	1.48	-	0.03	0.12	9.35	-	4.57	20.1	0.64	1.61
Dried chilies												
	233	12.68	6.41	437	0.84	0.42	46.83	NA	107	231	5.39	1.65
Onion												
Big onions	48	1.67	0.24	0.16	0.01	0.1	32.99	7.58	14.82	16.94	0.45	0.25
Red onions	55	2.13	0.15	0.18	0.02	0.13	30.15	14.26	20.37	19.32	0.31	0.28
Potatoes												
	71	1.67	0.25		0.01	0.09	14.31	20.5	9.83	23.84	0.46	0.29
Pulses												
Green gram	290	21.97	0.93	19.5	0.28	0.33	135	NA	98.96	146	4.15	2.86
White cowpea	320	21.25	1.14	1.36	0.09	0.26	249	NA	84.1	213	5.04	3.57
Red cowpea	320	20.24	1.08	0.96	0.11	0.27	273	NA	81.83	194	4.95	3.4
Red Dhal	319	23.09	0.77	1.06	1.6	0.22	55	NA	41.27	66.63	7.45	3.34
Vegetables												
Beans	46	3.95	0.15	6.64	0.1	0.3	45.2	7.02	35.68	45.56	0.7	0.59
Carrot	30	0.85	0.45	1240	0.03	0.1	24.71	5.93	27.65	11.7	0.59	0.25
Leeks	30	1.74	0.49	18.56	0.02	0.19	42.63	4.65	29.28	11.77	1.49	0.43
Beetroot	31	2.12	0.15	1.52	0.01	0.09	108	4.51	20.29	34.88	0.77	0.29
Knolkhol	16	1.69	0.34		0.05	0.19	12.7	77.64	40.09	19.35	0.23	0.18
Radish	29	0.75	0.11		0.02	0.09	18.09	12.13	35.64	13.56	0.38	0.16
Cabbage	21	1.35	0.14	3.35	0.05	0.14	52.66	29.62	56.85	18.47	0.33	0.16

Tomatoes	20	0.88	0.56	165	0.03	0.09	20.16	25.58	9.69	14.93	0.31	0.12
Ladies fingers	26	2.06	0.19	12.41	0.08	0.28	70.62	24.48	92.26	55.23	0.96	0.44
Brinjal (Pandora Striped)	29	1.49	0.31	23	0.12	0.09	30.99	1.49	18.95	18	0.32	0.19
Brinjal (Chinese eggplant)	24	1.28	0.33	16.83	0.12	0.11	32.94	3.37	14.4	21.18	0.28	0.16
Capsicum	23	1.22	0.34	38.96	0.03	0.29	28.65	49.63	12.65	11.21	0.21	0.31
Pumpkin (Common)	31	0.86	0.3	30.41	0.02	0.09	17.72	8.73	18.75	9.93	0.49	0.25
Cucumber	19	0.98	0.24	0.58	0.01	0.08	19.66	4.08	22.1	18.22	0.67	0.21
Bitter gourd	19	1.47	0.23	55.08	0.05	0.06	53.1	46.89	25.19	35.81	1.75	0.26
Snake gourd (Dark green)	11	0.82	0.25	10.41	0.03	0.12	18.09	3.54	26.83	25.84	0.41	0.11
Snake gourd (Pale green)	11	0.89	0.25	5.14	0.03	0.07	16.52	2.85	27.11	21.77	0.47	0.2
Drumstick	30	2.48	0.12	3.13	0.06	0.12	60.48	92.33	22.27	28.51	0.5	0.26
Watakolu	12	0.86	0.15	59.33	0.01	0.07	25.48	6.41	14.67	14.01	4.42	0.45
Long beans	24	3.36	0.3	-	0.06	0.11	99.98	8.93	44.22	33.17	1.01	0.08
Ash Plantain	76	2.84	0.56	0.06	0.02	0.07	6.82	4.49	5.19	22.55	0.39	0.21
Green chillies	39	2.28	0.76	38.16	0.08	0.25	21.29	98.61	20.25	36.91	1.25	0.29
Limes	26	0.66	0.26	0.36	0.01	0.05	12.1	38.05	26	15.25	0.12	0.05
Kekiri	17	1.01	0.25	0.76	0.01	0.07	17.34	8.07	25.72	26.2	0.63	0.22
Ash pumpkin (Ash guord)	18	0.8	0.15		0.01	0.15	14.17	9.14	19.27	23.62	0.48	0.13
Cho-Cho	19	0.58	0.12	0.3	0.04	0.07	63.81	23.76	20.55	13.02	0.49	0.12
Thalana batu (Little prince)	21	1.28	0.39	24.33	0.12	0.09	38.63	2.4	12.38	19.62	0.31	0.22
Thalana batu (Thai eggplant)	21	1.45	0.26	18.33	0.11	0.09	31.18	2.71	17.24	37.22	0.37	0.24
Thibbatu	61	1.66	1.96	15.89	0.03	1.02	72.39	10.8	105	57.46	1.06	0.59
Kohila yams	27	0.64	0.16	1.72	0.01	0.14	4.64	1.67	52.33	33.95	0.61	1.62
Kehel muwa	19	1.36	0.63	4.27	0.02	0.12	40.51	8.16	35.09	31.43	0.38	0.39
Ambaralla	37	0.73	0.44	3.36	0.01	0.1	44.49	35.51	20.7	9.28	0.7	0.12
Mango	50	0.75	0.09	14.5	0.02	0.14	34.89	91.63	28.56	17.74	0.5	0.09
Mushroom	27	2.54	0.42	-	0.15	0.13	7.81	11.56	0.9	14.42	1.32	0.79
Dambala	21	1.84	0.2	38.74	0.08	0.4	33.69	19.82	68.24	31.38	1.2	0.44
Coconuts nuts	390	3.67	39.92	-	0.05	0.11	14.86	-				

Root Crop												
Sweet potato	108	1.27	0.33	NA	0.04	0.09	14.44	22.2	28.93	21.05	0.51	0.14
Manioc	78	0.92	0.19	NA	0.07	0.2	0.1	1.95	25.31	19.08	19.78	23.73
Nelum ala/Lotus root	79	1.94	0.93	NA	0.05	0.19	26.49	26.63	37.71	26.58	3.34	0.35
Kiriala	87	3.96	0.15	1.19	0.03	0.16	20.17	2.71	30.79	41.52	0.6	0.42
Iniala	103	3.2	0.3	33.14	0.01	0.22	22.19	13.03	40.99	28.98	1.31	0.29
Leafy Vegetables												
Mukunuwanna	28	3.15	0.55	92.25	0.09	0.27	96.14	3.24	135	45.38	1.7	1.03
Gotukola	15	0.64	0.47	226	0.07	0.23	70.11	6.74	96.31	41.42	1.25	0.66
Kankun	15	0.47	0.37	1614	0.08	0.4	33.69	19.82	49.21	18.35	1.32	0.44
Kathurumurunga	70	8.01	1.35	2097	0.33	0.22	120	121	901	96.64	4.36	0.53
Nivithi	22	2.2	0.47	959	0.06	0.11	74.05	10.26	163	61.37	1.49	0.67
Thampala	32	3.55	0.72	1474	0.21	0.22	74.27	82	258	209	3.5	1.4
Sarana	20	2.42	0.21	1149	0.03	0.13	58.54	9.89	59.57	42.93	0.13	0.75
Kohila leaves	33	4.1	0.83	300	0.02	0.17	56.76	5.56	19.5	20.32	0.25	0.3
Onion leaves	27	2.01	0.26	NA	0.04	0.18	56.8	23.38	35.21	74.95	3.15	0.77
Cabbage leaves	30	3.63	0.27	8.66	0.05	0.24	63.46	40.76	170	18.47	2.67	0.35
Salad leaves	19	1.05	0.24	NA	0.1	0.06	37.48	11.64	58.23	36.89	2.07	0.27
Cauliflower	23	2.09	0.48	0.14	0.06	0.11	46.67	50.17	22.44	18.52	0.76	0.27
Jackfruit pods	25	2.14	0.34	NA	0.03	0.04	30.7	24.77	37.32	26.08	0.3	0.17
Jackfruit seeds	77	5.66	0.44	NA	0.02	0.08	58.91	15.24	40.87	50.14	0.52	0.42
Meat												
Chicken	176	23.14	9.24	6.88	0.07	0.49	10.09	-	15.06	20.18	0.75	0.64
Beef	160	23.3	7.45	2.15	0.08	0.32	1.93	-	4.8	28.54	2.41	3.31
Mutton	138	20.37	6.23	2.7	0.13	0.28	1.73	-	7.58	19.5	1.62	5.05
Pork	161	18.83	9.5	1.9	0.09	0.28	8.15	-	6.58	8.9	0.79	0.8
Fish												
Balaya	96	21.28	1.12	21.01	0.15	0.12	7.89		6.45	26.02	0.68	0.46
Seer	136	22.28	5.18	81.9	0.07	0.16	15.45		9.85	36.73	0.41	0.74

Shark	95	21.6	0.83	1.11	0.04	0.11	8.57	8.44	32.58	0.41	0.74
Paraw	87	20.02	0.7	1.49	0.02	0.16	6.77	8.17	31.68	0.67	0.41
Thalapath	91	16.04	2.88	12.03	0.1	0.13	78.22	7.64	24.89	0.71	0.67
Kelawalla	109	21.47	2.55	15.95	0.17	0.73	77.39	13.35	33.82	0.68	0.64
Haedaella	87	19.88	0.78	12.18	0.04	0.06	11.7	36.6	53	0.54	0.65
Hurulla	88	17.08	2.18	10.02	0.14	1.66	61.66	103	35.45	1.24	1.05
Karalla / Katuwalla	97	21.8	1.06	1.25	0.02	0.1	14.38	37.06	39.05	0.24	0.42
Kumbala / Angila	101	21.51	1.53	16.34	0.1	0.1	7.13	31.27	37.46	1.46	0.67
Salaya / Sudaya	100	19.5	2.39	15.41	0.18	1.39	60.87	435	42.83	1.4	2.3
Theppli / Telapiya /Korali	83	18.48	1.08	17.14	0.18	0.18	8.29	99.39	24.96	2.84	0.88
Prawns	65	14.85	0.56	1.24	0.03	0.1	15.37	37.81	30.5	0.73	1.1
Crabs	45	10	0.55	8.33	0.14	0.18	13.83	37.81	45.93	0.73	1.1
Cuttle fish	76	16.82	0.93	1.93	0.02	0.04	6.22	8.73	35.46	0.62	1.3
Linna	112	20.3	3.37	15.78	0.23	0.68	59.78				
Coppara	97	22.89	0.56	21.51	0.04	0.12	8.08	7.2	30.08	1.2	0.58
Ray (Maduwa)	97	23.98	0.68	7.55	0.02	0.21	25.59	9.16	24.61	0.74	0.44

Dried Fish

Dried sprats	259	51.16	5.92	12.83	0.25	0.62	438	1178	162	3.06	4.2
Dried keeramin	311	49.6	12.42	12.92	0.13	2.41	144	555	166	2.58	3.19
Dried thalapath	289	54.68	8.04	9.38	0.04	0.43	97.8	62.75	110	1.96	1.45
Dried katta	275	50.04	8.31	2.48	0.03	0.35	80.4	86.55	92.17	1.47	1.16
Dried balaya	282	63.79	3.37	14.32	0.12	1.98	213	83.48	83.45	3.6	1.44
Dried shark / keelan	267	55.03	5.25	10.31	0.04	0.32	187	42.24	92.94	1.48	0.66

Eggs

Hen eggs (Country)	170	13.14	13	208	0.08	0.18	54.6	50.14	11.04	1.64	1.12
Hen eggs (Table)	135	13.55	9.03	200	0.19	0.19	49.46	63.3	12	2.39	1.73
Quail eggs	153	12.39	11.46	153	0.11	0.17	54.86	60.67	11.21	2.55	1.51

Fruits

Banana Embul	109	1.11	1.09	9.68	0.05	0.64	32.98	13.61	9.39	25.67	0.51	0.23
Anamaalu	102	1.04	0.72	16.4	0.04	0.65	21.07	3.66	8.06	27.02	0.51	0.23

Koli kuttu	107	1.38	0.34	8.8	0.03	0.47	18.12	7.71	8.56	38	0.32	0.14
Pineapple	37	0.41	0.17	5.76	0.04	0.12	17.86	39.36	10.37	10.71	0.3	0.09
Papaya	26	0.42	0.16	171	0.11	0.04	54.85	48.62	16.77	8.9	0.23	0.08
Mangoes (Karthakolomban)	79	0.8	0.92	259	0.01	0.1	35.52	17.74	3.12	6.72	0.1	0.08
Mangoes (Vilad)	44	0.76	0.58	146	0.05	0.26	67.6	29.97	16.93	14.79	0.65	0.19
Apple	62	0.29	0.64	0.36	0.02	0.08	3.43	2.9	3.12	6.72	0.1	0.08
Avacado	144	2.95	13.86	2	0.08	0.18	67.17	9.36	28.48	48.14	0.81	0.75
Wood apple	78	3.09	3.62	0.46	0.01	0.14	6.07	13.58	59.15	25.16	0.45	0.32
Orange	46	1.07	0.37	23.44	0.01	0.28	14.46	20.19	31.18	20.36	0.81	0.35
Guava	39	1.53	0.38	19.67	0.01	0.11	25.24	30.88	6.59	12.02	0.53	0.33
Grapes	49	0.95	10.69	3.22	0.04	0.1	7.07	20.51	7.27	6.86	0.28	0.07
Melon	19	0.65	0.16	130	0.02	0.11	6	8.24	4.05	9.76	0.15	0.1

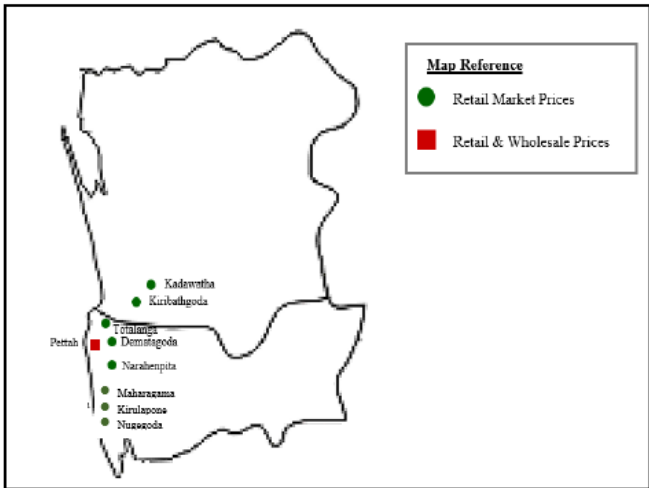
Source: Sri Lanka Food Composition Tables, Ministry of Health - 2021.

Price Collecting Areas



Legend

- Retail Market Prices
- ▲ Wholesale Market Prices
- Retail & Wholesale Prices
- Dedicated Economic Center





HARTI



Ministry of Agriculture

**Food Systems and Market Research Division & Data Management Division
Hector Kobbekaduwa Agrarian Research and Training Institute**

No. 114, Wijerama Mawatha, Colombo 07.

Phone: 011-2696981 Fax: 011-2682283

E-mail: mfpaharti@yahoo.com

Web: www.harti.gov.lk

www.mobitel.lk

**දෛනික චිළචිචි තොග මිල,
ජංගම දුරකථනයෙන්**

හෙක්ටර් කොච්චිකඩුව ගොවි කරියතු පර්යේෂණ
හා පුහුණුධර්මේ ආයතනය අනුමුතයෙන්

**මොබිටෙල්
ජංගම
මිල දර්ශනය**

ජාතික ජංගම දුරකථන ජාලයෙන්

6666
අමතන්න.

මොබිටෙල් අද මිල - අත දෙස
මොබිටෙල් ජංගම දුරකථන ජාලයෙන්
චිළචිචි තොග මිල දර්ශනය.

විකාශිතයාට රු.2/-
විකාශිතයාට රු.2/-