

RETAIL MARKET AT A GLANCE

Summary

Rice

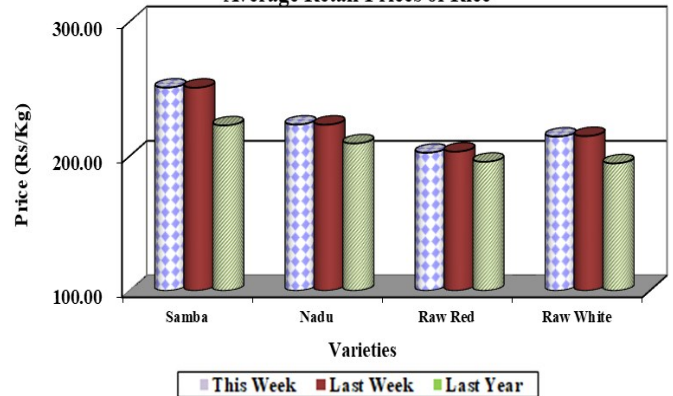


Prices of keeri samba and raw red rice have decreased by Rs.2.00/kg and Rs.1.00/kg respectively due to a slight increase of market supply. Prices ranged Rs.360.00-390.00/kg for keeri samba and Rs.190.00-210.00/kg for raw red rice. Prices of all the other varieties have not changed significantly.

Average farmgate prices of short grain (samba) and keeri samba paddy varieties have decreased slightly due to increased market supply of newly harvested paddy stocks.

(Page No.01-02)

Average Retail Prices of Rice



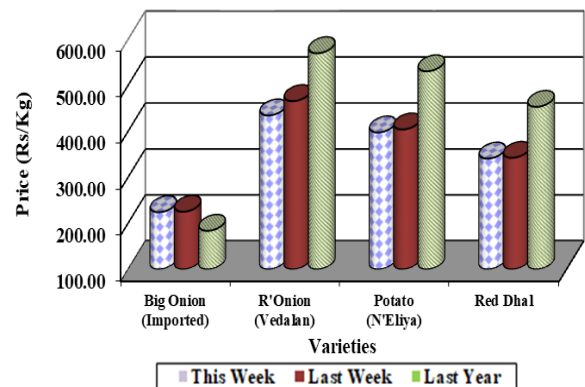
Other Field Crops



Price of imported red onion has decreased by Rs.19.00/kg while the price of imported big onion has increased by Rs.28.00/kg due to limited imports. Prices of both Nuwara Eliya and imported potatoes have decreased and prices ranged Rs.380.00-440.00/kg for Nuwara Eliya potato and Rs.180.00-220.00/kg for imported potatoes. Price of red dhal has decreased by Rs.3.00/kg and prices ranged Rs.300.00-360.00/kg.

(Page No.02-04)

Average Retail Prices of Other Field Crops



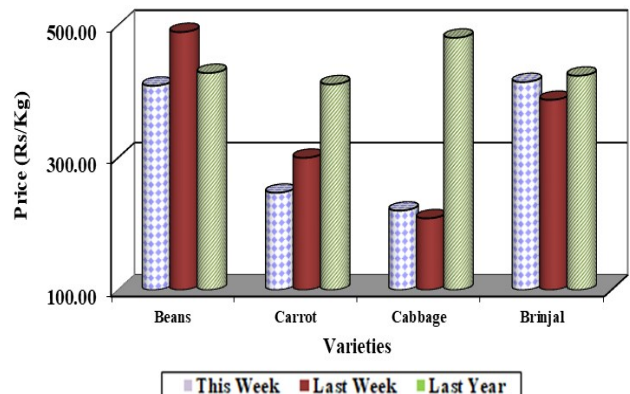
Vegetables



Prices of most of the vegetable varieties have decreased due to increased supply from main producing areas. Among the up-country varieties, the highest price decrease was noted for carrot as Rs.231.00/kg followed by beans as Rs.109.00/kg. The highest price decrease of low country vegetable was noted for brinjal as Rs.63.00/kg. However, price of tomato has increased due to decreased supply from Sooriyawewa area. Prices of lime and green chilies have also decreased.

(Page No.04-05)

Average Retail Prices of Vegetables



Coconut



Prices of both large and small nuts have decreased by Rs.1.00/nut. Price ranged Rs.110.00-120.00 for large nut and Rs.90.00-110.00 for small nuts.

(Page No.05)

Eggs



Prices of both white and brown eggs have increased by Rs.1.00/egg due to limited stocks. Prices ranged Rs.60.50-62.00 for brown eggs and Rs.58.00-60.00 for white eggs.

(Page No.08)

Rice

Wholesale

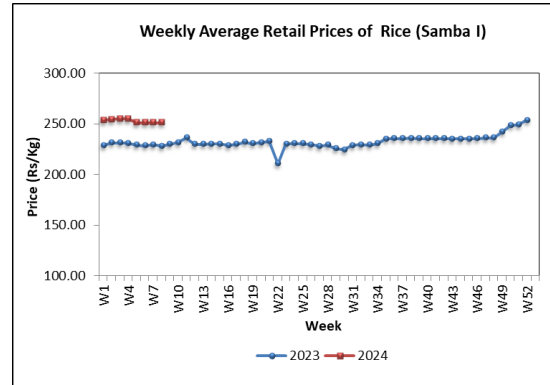
Price of samba grade I, raw red and raw white have decreased by 1% and the price ranged Rs.235.00-240.00/kg, Rs.165.00-180.00/kg and Rs.185.00-200.00/kg respectively. Prices of all other local rice varieties have not changed significantly and price ranged of samba grade II and keeri samba were Rs.228.00-230.00/kg and Rs.320.00-330.00/kg respectively. Average price of both nadu grade I and II were Rs.199.00/kg and Rs.190.89/kg respectively. Price of ponni samba has decreased by 3% due to availability of sufficient stocks and the price ranged Rs.250.00-260.00/kg respectively.

Compared to the same period of last year, prices of all local rice varieties have increased in the range of 2%-43% with the highest price increase was recorded for keeri samba.

Retail

Price of keeri samba and raw red have decreased by Rs.2.00/kg and Rs.1.00/kg respectively and their prices ranged Rs.360.00-390.00/kg and Rs.190.00-210.00/kg respectively. Prices of all other rice varieties have not changed significantly. The price of samba I, nadu I, raw white and imported samba ranged Rs.230.00-270.00/kg, Rs.220.00-

230.00/kg, Rs.210.00-220.00/kg and Rs.280.00-300.00/kg respectively.



Compared to the same period of last year, the current retail prices of all rice varieties have increased with the highest price increase of 48% for keeri samba.

Paddy

The average farmgate prices of short grain (samba) and keeri samba paddy varieties have decreased slightly due to increased market supply of newly harvested paddy stocks. Accordingly, the average farmgate price of short grain paddy has decreased by Rs.2.00-4.00/kg and its prices ranged Rs.100.00-128.00/kg. Further, a price decrement of Rs.2.00-5.00/kg was also noted for keeri samba paddy and its price ranged between Rs.115.00-151.00/kg. However, the average price for long grain white paddy has increased in most of the producing areas due to limited supply. Its price has increased by Rs.1.00-12.00/kg and prices ranged Rs.90.00-112.00/kg. Further, price increase of Rs.1.00-3.00/kg

was also noted for long grain red paddy in Matara and Hambantota areas and the price ranged between Rs.85.00-100.00/kg.

Compared to the same period of last year, the average farmgate prices of most of the paddy varieties in major paddy producing areas have increased by 4%-33% with the highest price reported for keeri samba paddy in Dehiattakandiya.

Dried Chilies

Wholesale

Price of imported dried chilies has decreased by 3% due to availability of sufficient stocks at the market and price ranged Rs.800.00-950.00/kg.

Compared to the same period of last year, price of imported dried chilies has decreased by 28%.

Retail

The price of imported dried chilies has decreased by Rs.4.00/kg and the price ranged Rs.1050.00-1300.00/kg.

Compared to the same period of last year, the current retail prices of imported dried chilies have decreased by 22%.

Onion

Wholesale

Price of imported red onion has decreased by 8% due to availability of sufficient stocks and the price ranged Rs.200.00-

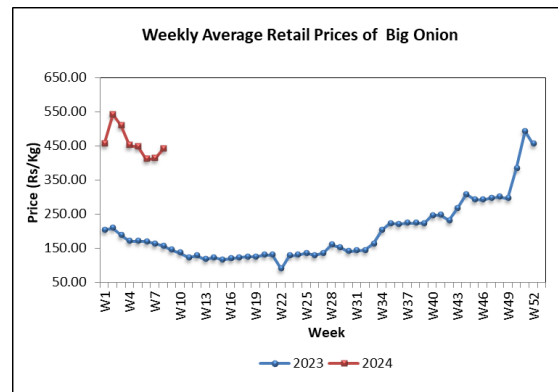
250.00/kg. Local red onion stocks still were not available at the market.

Price of imported big onion has increased by 7% due to unavailability of sufficient stocks and price ranged Rs.320.00-390.00/kg.

Compared to the same period of last year, price of imported red onion has decreased by 1% while price of imported big onion has increased by 234%.

Retail

Price of imported big onion has increased by Rs.28.00/kg and price ranged Rs.380.00-500.00/kg. The price of imported red onion has decreased by Rs.19.00/kg and price ranged Rs.320.00-400.00/kg.



Compared to the same period of last year, the current retail prices of imported red onion have decreased by 10% while the price of imported big onion has increased by 181%.

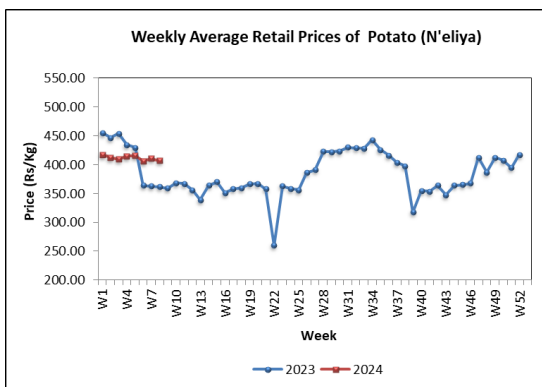
Potato
Wholesale

Price of Nuwara Eliya potato has decreased by 7% due to low demand at the market and price ranged Rs.300.00-310.00/kg. Price of imported potato has also decreased by 1% and the price ranged Rs.110.00-190.00/kg. Price ranged was Rs.110.00-120.00/kg for Pakistan stocks and Rs.180.00-190.00/kg for Indian stocks.

Compared to the same period of last year, prices of Nuwara Eliya potato and imported potatoes have increased by 24% and 6% respectively.

Retail

Prices of both Nuwara Eliya and imported potatoes have decreased by Rs.4.00/kg and Rs.1.00/kg respectively and their prices ranged Rs.380.00-440.00/kg and Rs.180.00-220.00/kg respectively.



Compared to the same period of last year, the current retail prices of both Nuwara

Eliya and imported potatoes have increased by 13% and 1% respectively.

Pulses
Wholesale

Price of green gram has increased by 3% due to availability of high-quality stocks and price ranged Rs.950.00-1100.00/kg.

Price of both white cowpea and red cowpea have decreased by 8% and 12% respectively due to availability of sufficient stocks and price ranged Rs.800.00-950.00/kg for white cowpea and Rs.750.00-800.00/kg for red cowpea. Price of red dhal has decreased by 1% and price ranged Rs.290.00-300.00/kg.

Compared to the same period of last year, price of all pulses have decreased in the range of 11%-28%.

Retail

Prices of both white cowpea and red cowpea have decreased by Rs.1.00/kg, Rs.4.00/kg respectively and their prices ranged Rs.1200.00-1300.00/kg. The price of green gram has increased by Rs.56.00/kg and price ranged Rs.1200.00-1400.00/kg. Price of red dhal has decreased by Rs.3.00/kg with availability of sufficient stocks.

Compared to the same period of last year, the current retail prices of all pulses varieties have decreased in the range of 10%-18%.

Vegetable

Wholesale

Prices of most of the vegetables have decreased due to increased supply from most of the major producing areas.

Considering up country vegetables, the highest price decrease was reported for carrot as 25% due to increased supply from Nuwara Eliya area, followed by beans as 19% due to increased supply from Kandy and Bandarawela areas. Prices of beetroot, cabbage and leeks have decreased in the range of 4%-8%. However, due to decreased supply from major producing areas, price of knolkhol has increased by 15%.

Due to decreased supply from Sooriyawewa area price of tomato has increased by 11% and due to increased supply from Kandy area. Prices of capsicum have decreased by 24%.

Considering low country vegetables, the highest price decrease was reported for ladies fingers as 29% due to increased supply from Puttalam and Dambulla areas, followed by prices of long beans and brinjal have decreased by 23% and 22% respectively due to increased supply from

Embilipitiya area and Puttalam areas respectively.

Price of bitter gourd has decreased by 12% with the increased supply from Kandy area. Except cucumber prices of all other low country vegetables have decreased in the range of 1%-4%.

However, price of cucumber has increased by 21% due to decreased supply from Puttalam area.

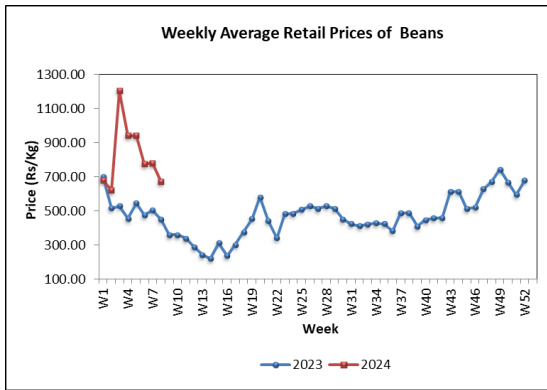
Price of green chilies has decreased by 29% due to increased supply from Jaffana area and price of lime has decreased by 6%.

Compared to the same period of last year, except cucumber and ladies fingers prices of all other vegetables have increased and the highest was reported for cabbage as 774%.

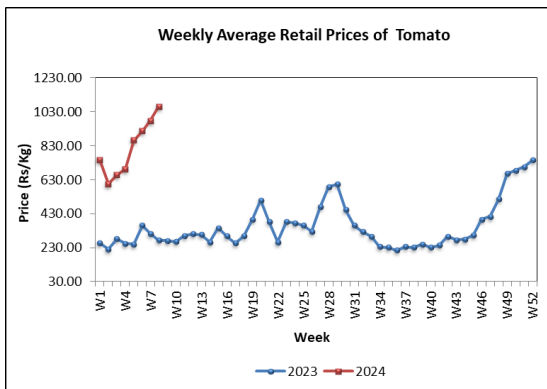
Retail

In the line with the decreased wholesale price, retail prices of most of the vegetable varieties have also decreased

Considering up country varieties, the highest price decrease was reported for carrot as Rs.231.00/kg followed by beans as Rs.109.00/kg. Prices of leeks and cabbage have also decreased by Rs.58.00/kg and Rs.23.00/kg respectively. However, price of knolkhol has increased by Rs.6.00/kg.



Prices of tomato has increased by Rs.83.00/kg while capsicum has decreased by Rs.150.00/kg.



Considering low country varieties, the highest price decrease was reported for brinjal as Rs,63.00/kg. Price of long beans and ladies fingers have decreased by Rs.59.00/kg and Rs.50.00/kg respectively. Prices of both bitter gourd and luffa have decreased by Rs.30.00/kg.

Further, prices of green chilies and lime have decreased by Rs.286.00/kg and Rs,14.00/kg respectively.

Compared to the same period of last year, prices of most of the varieties have increased and the highest price increase was reported for tomato 289%.

Coconut

Wholesale

Prices of large and small nuts have decreased by 1% and 2% respectively. Price ranges were Rs.95.00-105.00 for a large nut and Rs.80.00-85.00 for a small nut.

Compared to the same period of last year, price of large nut has increased by 2% and price of small nut have decreased by 5%.

Retail

Prices of both large and small nuts have decreased by Rs.1.00/nut. Price ranges were Rs.110.00-120.00 for a large nut and Rs.90.00-110.00 for a small nut.

Compared to the same period of last year, price of small nut has increased by 2%.

Fruits

Wholesale

Prices of most of fruit varieties have decreased due to low demand and availability of stocks. The highest price decrease was reported as 14% for slime apple due to increased supply. Prices of orange has decreased by 13% while prices of all sizes of pineapple varieties have decreased in the range of 11%-13% with availability of sufficient stocks. In addition, all banana varieties have decreased in the

range of 1%-10% with low demand. Prices of avocado and passion fruit have decreased by 2% with low demand and availability of low-quality stocks.

However, prices of papaw have increased by 11% with limited availability of stocks, while prices of imported grapes and king coconut have increased by 2%.

Compared to the same period of last year, prices of most of the fruit varieties have increased with the highest price increase was reported as 80% for avocado.

Retail

Prices of most of fruit varieties have decreased in line with decreased wholesale prices. The highest price decrease of Rs.80.00/fruit was reported for large sized pineapple due to availability of sufficient stocks in the market. The prices of medium and small sized pineapple have also decreased by Rs.18.00/fruit and Rs.3.00/fruit respectively.

In addition, prices of orange, wood apple and passion fruit have decreased by Rs.20.00/fruit, Rs.11.00/fruit and Rs.8.00/fruit respectively. Moreover, the prices of seeni, ambul and kolikuttu banana have decreased in the range of Rs.2.00-4.00/kg due to availability of sufficient

stocks in the market. The prices of ambun banana has decreased by Rs.3.00/fruit.

Meanwhile, the highest price increase of Rs.20.00/kg was reported for papaw due to unavailability of sufficient stocks in the market. Moreover, the price of imported grapes has increased by Rs.3.00/kg. The price of king coconut has increased by Rs.3.00/fruit, due to increased demand.

Compared to the same period of last year, prices of most of the fruit varieties have increased and highest price increase was reported for small sized pineapple as 64%.

Fresh Fish

Wholesale

Wholesale prices of most of the fresh fish types have decreased due to increased supply. The highest price decrease of 14% was noted for balaya due to high supply from Beruwala, Galle and Mirissa areas and the price ranged Rs.550.00-700.00/kg. Likewise, a price decrease of 6% was noted for thalapath due to high supply from Negombo, Beruwala and Valachchenai areas and the price ranged between Rs.1600.00-2000.00/kg. Also, the wholesale prices of thora, salaya and hurulla have decreased by 1%-3%.

However, a price increase of 15% was noted for mora due to low supply from

Weekly Food Commodities Bulletin

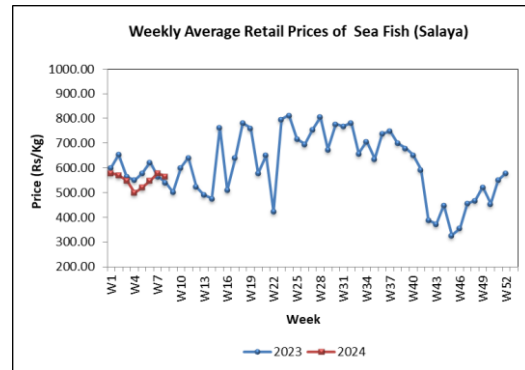
Northern areas and the price ranged between Rs.1100.00-1250.00/kg. Likewise, a price increase of 4% was noted for shrimps due to low supply from Puttalam, Chilaw and Kalpitiya areas and the price ranged between Rs.1600.00-2000.00/kg. In addition, price of kelawalla has increased by 1%.

Compared to the same period of last year, current wholesale price of most of the fresh fish types have increased in the range of 4%-50% and the highest price increase was noted for mora.

Retail

In line with decreased wholesale prices, retail prices of most types of fresh fish have also decreased due to increased supply. The highest price decrease was reported for thora Rs.144.00/kg followed by Rs.73.00/kg for paraw and Rs.28.00/kg for thalapath. The remaining types have decreased in the range of Rs.12.00-14.00/kg.

However, prices of shrimps, balaya and kelawalla have increased by Rs.88.00/kg, Rs.38.00/kg and Rs.24.00/kg respectively due to limited supply.



Compared to the same period of last year, prices of all types of fresh fish except balaya have increased in the range of 5%-25% and highest price increase was reported for kelawalla.

Dried Fish

Wholesale

Due to increase of local dried fish supply, prices of most of the local and imported dried fish types have decreased. The highest price decrease of 6% was noted for local sprats due to high supply from Trincomalee, Mannar and Mullaitivu areas and the price ranged between Rs.1300.00-1400.00/kg. A price decrease of 4% was noted for local balaya due to high supply from Negombo, Beruwala and Trincomalee areas and the price ranged between Rs.800.00-1000.00/kg. Likewise, a price decrease of 3% was noted imported sprats and imported anguluwa due to high supply from Iran, Thailand, Oman and Indonesia and their prices ranged between Rs.800.00-950.00/kg and Rs.1350.00-1500.00/kg respectively.

In addition, price of imported kattawa has decreased by 1%.

However, a price increase of 4% was noted for local salaya due to low supply from Mannar, Chilaw and Puttalam areas and the price ranged between Rs.450.00-600.00/kg. In addition, price of local maduwa has increased by 1%.

Compared to the same period of last year, current wholesale prices of most of the dried fish types have decreased in the range of 3%-33% and the highest price decrease was reported for local salaya.

Retail

In line with decreased wholesale prices, retail prices of most types of dried fish have also decreased. The highest price decrease was reported for imported anguluwa Rs.333.00/kg followed by Rs.85.00/kg for balaya and Rs.54.00/kg for imported sprats. The remaining types have decreased in the range of Rs.20.00-34.00/kg.

However, prices of mora and salaya have increased by Rs.17.00/kg and Rs.9.00/kg respectively due to decrease supply.

Compared to the same period of last year, prices of most types of dried fish have decreased in the range of 1%-10%.

Eggs

Wholesale

Prices of both brown and white eggs have increased by 1% and their prices ranged between Rs.59.00-60.00/egg and Rs.56.00-58.00/egg respectively.

Compared to the same period of last year, prices of both brown and white eggs have increased by 29%.

Retail

Prices of both white and brown eggs have increased by Rs.1.00/egg due to limited stocks. Prices ranged Rs.58.00-60.00/egg for white eggs and Rs.60.50-62.00/egg for brown eggs.

Compared to the same period of last year, prices of both brown and white eggs have increased by 28% and 27% respectively.

Meat

Retail

Prices of all types of meat except skinless curry chicken have decreased due to low demand. Price of beef has decreased by Rs.25.00/kg. Prices of mutton, pork and skinless broiler chicken have decreased by Rs.14.00/kg, Rs.8.00/kg and Rs.6.00/kg respectively.

Compared to the same period of last year, prices of most types of meat have increased in the range of 1%-9% and the highest price increase was reported for mutton.

EXPLANATORY NOTE

The Food Commodities Bulletin is a weekly publication containing information relating to wholesale and retail prices of selected food commodities in nine selected markets in and around Colombo and main markets in the major producing areas.

The information is analyzed and presented as prevailing prices, price ranges, averages, and a comparison of weekly prices. The changes in prices reported are always with price prevailed during the previous week unless otherwise stated.

The frequency of collection of wholesale price information is twice a week (i.e., Tuesday and Friday) while with retail prices, it is thrice a week (i.e., Friday, Monday, and Tuesday).

Table 01: Selected Markets: Wholesale Price of Rice (Rs/50kg bag)

Week 08: 16 - 22 February 2024

LOCATIONS	Rice Varieties													
	Samba 1		Samba 2		Keeri Samba		Nadu 1		Nadu 2		Raw Red		Raw White	
Colombo	11750	12000	11400	11500	16000	16500	9750	10250	9500	9750	8250	9000	9250	10000
Divulapitiya	11700	12600	11000	11400	15500	17000	9900	10650	9100	9600	8500	9000	9000	9500
Kurunegala	12650	12750	11250	11500	17000	17250	10600	10750	9250	9600	8750	8750	9150	9250
Nikaweratiya	12750	12750	11000	11500	16000	18000	10700	10750	9000	9250	9250	10250	9000	9250
Badulla	-	-	11500	11500	-	-	10400	10750	-	-	8000	8250	8750	9500
Puttalam	-	-	11250	11500	-	-	10700	10850	9250	9500	10200	10400	9200	9350
Dambulla	12500	12600	11500	11750	-	-	10700	10750	10250	10300	9250	9500	9500	9750
Anuradhapura	11750	12500	11500	11500	17000	17500	10750	10900	-	-	10000	10250	9750	10250
Tambuttegama	-	-	11250	11450	-	-	10600	10600	9400	10000	-	-	9000	9200
Polonnaruwa	12350	12600	11850	11900	-	-	10700	10750	9700	9750	10200	10250	9700	9750
Kalutara	-	-	11500	11750	-	-	-	-	9650	9750	8650	8900	9600	9750
Ampara	-	-	11500	11500	-	-	10500	10500	-	-	8250	8250	8850	9750
Kandy	11750	12000	11250	11500	16500	16750	10000	10500	9250	9500	8750	9000	9500	10000
Moneragala	12000	12000	11500	11500	17000	17500	10750	10850	-	-	8000	8500	8250	9250
Kegalle	-	-	-	-	-	-	-	-	-	-	-	-	-	-
Dehiattakandiya	12250	12500	-	-	17500	17500	10500	10750	10000	10250	9750	10000	9000	10000
Hambantota	11750	12000	-	-	-	-	-	-	-	-	7750	8000	9500	10000
Matara	-	-	11250	11300	-	-	10600	10800	-	-	7850	8100	9750	10150
Galle	-	-	-	-	-	-	10750	10900	-	-	7750	8250	9500	10000
Meegoda	-	-	11250	11500	-	-	9700	10000	9300	9300	8000	8150	9100	9500
Tissamaharama	11750	12750	-	-	16750	18750	10750	10750	-	-	7400	8100	9750	10250
Embilipitiya	-	-	11400	11450	-	-	10500	10600	9950	10050	7750	7900	9100	9250
Jaffna	12250	12500	-	-	17500	17750	9750	9750	9000	9500	8500	8700	10000	10250
Vavuniya	-	-	-	-	-	-	9700	9700	9500	9600	8500	8750	9500	9700
Mannar	11700	11750	11500	11600	17500	18000	10000	10250	9500	9750	8500	8750	10000	10250
Killinochchi	11700	11750	11500	11600	17500	17750	10000	10250	9000	9250	8250	8500	9500	9750
Mullattivu	-	-	-	-	-	-	-	-	-	-	-	-	-	-
Batticaloa	11750	11750	11600	11650	17750	18000	10150	10350	9400	9500	8600	8700	9700	9950
Trincomalee	11700	11750	11500	11600	16900	17000	10250	10500	9700	9850	8850	9200	10000	10250
Galenbindunuwew	11900	12500	11500	11500	16750	17500	10500	10850	10350	10350	9750	10250	9400	9750
Matale	12000	12500	11500	11650	16750	17000	10400	10650	9650	9900	8750	9000	9000	9500

Table 02: Selected Markets: Retail Price of Rice (Rs/kg)

Week 08: 16 - 22 February 2024

LOCATIONS	Rice Varieties													
	Samba 1		Samba 2		Keeri Samba		Nadu 1		Nadu 2		Raw Red		Raw White	
Colombo	230.00	260.00	-	-	-	-	220.00	230.00	220.00	220.00	190.00	220.00	210.00	220.00
Gampaha	250.00	260.00	235.00	240.00	330.00	360.00	220.00	220.00	205.00	210.00	190.00	190.00	200.00	210.00
Kurunegala	260.00	260.00	240.00	240.00	350.00	350.00	220.00	220.00	200.00	200.00	200.00	200.00	200.00	210.00
Nikaweratiya	270.00	275.00	230.00	230.00	370.00	370.00	220.00	220.00	183.00	200.00	200.00	210.00	195.00	210.00
Dambulla	255.00	258.00	238.00	240.00	350.00	360.00	215.00	218.00	208.00	210.00	190.00	195.00	195.00	200.00
Anuradhapura	240.00	260.00	230.00	235.00	350.00	360.00	220.00	220.00	-	-	210.00	210.00	200.00	210.00
Thambuththegama	270.00	275.00	230.00	240.00	360.00	375.00	220.00	220.00	200.00	210.00	200.00	210.00	190.00	205.00
Polonnaruwa	250.00	255.00	235.00	242.00	350.00	360.00	218.00	219.00	195.00	200.00	210.00	210.00	195.00	200.00
Kaluthara	250.00	255.00	-	-	-	-	215.00	220.00	-	-	190.00	195.00	210.00	215.00
Badulla	-	-	230.00	230.00	-	-	-	-	220.00	220.00	165.00	165.00	190.00	200.00
Keppetipola	-	-	230.00	240.00	-	-	218.00	220.00	208.00	210.00	170.00	172.00	199.00	205.00
Moneragala	240.00	250.00	-	-	350.00	360.00	220.00	220.00	-	-	165.00	175.00	180.00	190.00
Kegalle	265.00	275.00	-	-	370.00	370.00	210.00	220.00	195.00	205.00	210.00	215.00	210.00	220.00
Ampara	270.00	270.00	230.00	235.00	370.00	390.00	220.00	220.00	210.00	210.00	173.00	180.00	180.00	190.00
Dehiattakandiya	250.00	260.00	-	-	360.00	360.00	215.00	220.00	210.00	210.00	200.00	210.00	200.00	210.00
Nuwaraeliya	-	-	230.00	235.00	-	-	217.00	220.00	208.00	210.00	173.00	178.00	199.00	205.00
Kandy	250.00	260.00	235.00	240.00	360.00	370.00	220.00	220.00	205.00	210.00	190.00	200.00	200.00	210.00
Puttalam	-	-	230.00	240.00	-	-	220.00	225.00	190.00	200.00	205.00	215.00	190.00	200.00
Hambantota	240.00	250.00	-	-	350.00	370.00	220.00	230.00	-	-	160.00	165.00	200.00	210.00
Rathnapura	-	-	-	-	-	-	220.00	225.00	215.00	215.00	172.00	180.00	195.00	210.00
Matara	250.00	260.00	230.00	235.00	360.00	380.00	220.00	220.00	-	-	160.00	175.00	200.00	210.00
Galle	260.00	275.00	-	-	-	-	220.00	220.00	-	-	165.00	180.00	210.00	210.00
Tissamaharama	240.00	260.00	-	-	340.00	380.00	220.00	230.00	-	-	148.00	166.00	200.00	210.00
Meegoda (DEC)	230.00	250.00	-	-	340.00	340.00	220.00	220.00	200.00	215.00	170.00	185.00	190.00	200.00
Embilipitiya	230.00	250.00	-	-	330.00	330.00	215.00	220.00	205.00	210.00	157.00	165.00	198.00	210.00
Jaffna	258.00	260.00	-	-	360.00	365.00	210.00	210.00	190.00	200.00	180.00	190.00	210.00	215.00
Vavuniya	-	-	-	-	-	-	215.00	220.00	200.00	208.00	180.00	185.00	205.00	210.00
Mannar	240.00	250.00	-	-	370.00	390.00	215.00	220.00	200.00	210.00	180.00	190.00	210.00	220.00
Killinochchi	240.00	245.00	-	-	360.00	365.00	210.00	215.00	190.00	195.00	175.00	180.00	200.00	210.00
Mullaittivu	-	-	-	-	-	-	-	-	-	-	-	-	-	-
Batticaloa	240.00	244.00	-	-	360.00	365.00	210.00	214.00	194.00	196.00	176.00	180.00	200.00	206.00
Trincomalee	240.00	245.00	-	-	350.00	360.00	215.00	220.00	205.00	210.00	190.00	196.00	210.00	215.00
Hanguranketha	-	-	228.00	243.00	-	-	215.00	220.00	198.00	210.00	175.00	185.00	192.00	210.00
Veyangoda	250.00	260.00	230.00	240.00	350.00	360.00	220.00	220.00	195.00	210.00	190.00	190.00	200.00	200.00
Galenbindunuwewa	240.00	260.00	230.00	235.00	340.00	360.00	220.00	220.00	210.00	215.00	200.00	210.00	195.00	200.00
Bandarawela	-	-	-	-	-	-	-	-	-	-	-	-	-	-
Matale	255.00	260.00	235.00	240.00	350.00	360.00	215.00	218.00	198.00	205.00	185.00	190.00	190.00	200.00

Table 04: Selected Markets: Wholesale Price of Subsidiary Food (Rs/50kg)

Week 08: 16 - 22 February 2024

LOCATION	Dried Chillies	Red Onion		Big Onion	Potato			Pulses		
	Imported	Imported	Local		Imported	Welimada	Nuwara Eliya	Green Gram	Cowpea	Red Dhal
Colombo	40000 - 47500	10000 - 12500	-	16000 - 19500	5500 - 9500	-	15000 - 15500	47500 - 55000	40000 - 47500	14500 - 15000
Kurunegala	40000 - 44000	11500 - 12750	-	17500 - 18500	5750 - 6250	-	-	47500 - 55000	42500 - 47500	14400 - 14900
Nikaweratiya	42000 - 48000	11250 - 13000	-	18000 - 18750	6100 - 6500	-	-	48750 - 50000	37500 - 51500	14500 - 14750
Dehiattakandiya	45000 - 50000	12500 - 15000	-	19250 - 21000	6250 - 7250	-	-	42500 - 47500	-	14500 - 15500
Dambulla (DEC)	40000 - 42500	10000 - 11000	-	16000 - 17500	5500 - 5750	-	16500 - 17000	37500 - 45000	35000 - 35000	14250 - 14750
Anuradhapura	47500 - 52500	12500 - 16000	-	19000 - 22000	6500 - 8000	-	-	47500 - 55000	47500 - 52500	15000 - 15750
Thambuththegama	42000 - 46000	11000 - 13000	-	18000 - 19250	5750 - 6150	-	16000 - 16500	39000 - 40000	37500 - 39000	14700 - 15250
Polonnaruwa	50000 - 52000	14500 - 16000	-	19000 - 20500	7500 - 9500	-	-	50000 - 55000	45000 - 45000	15500 - 16250
Kaluthara	45000 - 47000	11500 - 12000	-	17500 - 18000	6000 - 6500	-	15500 - 16000	50000 - 52000	41000 - 42000	15000 - 15250
Puttalam	42500 - 50000	-	11500 - 13500	16000 - 20000	6000 - 7000	-	18000 - 21000	42000 - 47500	49000 - 52500	15400 - 15750
Kandy	45000 - 47500	11500 - 12500	-	18500 - 19000	5500 - 6000	-	16000 - 16500	47500 - 50000	42500 - 43750	15000 - 15250
Matara	47500 - 52500	12500 - 13500	-	19000 - 20000	6500 - 6750	-	18000 - 18500	47500 - 52500	49000 - 55000	15250 - 15750
Hambantota	45000 - 50000	12000 - 13750	-	19000 - 20000	6250 - 7500	-	-	47500 - 55000	47500 - 55000	15250 - 15750
Kegalle	38000 - 47000	11900 - 12500	-	18500 - 19000	6150 - 6250	-	16800 - 17000	45000 - 46500	40000 - 41000	15400 - 15500
Galle	47500 - 50000	12000 - 14500	-	20000 - 21000	6500 - 7500	-	15000 - 16000	55000 - 57500	50000 - 55000	14750 - 15500
Tissamaharama	47500 - 52500	14000 - 15000	-	19000 - 20000	6750 - 7250	-	16500 - 17500	50000 - 55000	35000 - 42500	15250 - 15750
Meegoda (DEC)	42500 - 47500	11000 - 12000	-	16750 - 17500	5500 - 5750	-	15000 - 17000	49500 - 52500	45000 - 49000	14750 - 15000
Jaffna	42500 - 43000	-	12250 - 13000	17500 - 18500	6000 - 6250	-	-	42500 - 43000	45000 - 46000	14750 - 15000
Vavuniya	52000 - 53000	11000 - 12000	-	19000 - 20000	6750 - 7250	-	-	45000 - 47500	-	15250 - 15350
Mannar	45000 - 46000	14000 - 15000	-	19000 - 20000	7000 - 7500	-	-	50000 - 52500	-	15250 - 15500
Killinochchi	44000 - 46000	14000 - 15000	-	19000 - 21000	7000 - 7500	-	-	47500 - 48500	-	15000 - 15500
Mullattivu	-	-	-	-	-	-	-	-	-	-
Batticaloa	45000 - 46000	13000 - 13500	-	20000 - 21000	7000 - 7250	-	20500 - 21750	52000 - 52500	42250 - 43000	15250 - 15500
Trincomalee	45000 - 48000	12250 - 13500	-	-	5500 - 6000	-	-	47500 - 49000	-	15000 - 15250
Galenbindunuwewa	47500 - 50000	13000 - 15000	-	20750 - 21500	6750 - 8000	-	-	46000 - 47500	47500 - 52500	15000 - 16000
Matale	45000 - 47500	10000 - 11500	-	18500 - 19250	6250 - 6500	-	-	47500 - 50000	42500 - 45000	14750 - 15000

Table 05: Selected Markets: Retail Price of Subsidiary Food Crops (Rs/kg)

Week 08: 16 - 22 February 2024

LOCATIONS	Dried Chillies	Red Onion		Big Onion	Potato			Pulses		
	Imported	Imported	Local		Imported	Welimada	Nuwara Eliya	Green Gram	Cowpea	Red Dhal
Colombo	1100.00 - 1300.00	480.00 - 600.00	-	420.00 - 480.00	180.00 - 220.00	-	400.00 - 440.00	1000.00 - 1400.00	1200.00 - 1400.00	320.00 - 360.00
Gampaha	1100.00 - 1200.00	400.00 - 420.00	-	440.00 - 480.00	160.00 - 200.00	-	400.00 - 440.00	1180.00 - 1200.00	1300.00 - 1300.00	340.00 - 360.00
Kurunegala	1000.00 - 1250.00	320.00 - 350.00	-	440.00 - 480.00	150.00 - 200.00	-	380.00 - 420.00	1200.00 - 1200.00	1000.00 - 1200.00	320.00 - 350.00
Nikaweratiya	1000.00 - 1100.00	300.00 - 380.00	-	400.00 - 480.00	150.00 - 160.00	-	400.00 - 400.00	1000.00 - 1100.00	1000.00 - 1300.00	320.00 - 340.00
Dambulla	950.00 - 1000.00	280.00 - 300.00	-	400.00 - 420.00	140.00 - 160.00	-	-	1000.00 - 1100.00	800.00 - 1000.00	300.00 - 320.00
Anuradhapura	1000.00 - 1200.00	320.00 - 400.00	-	420.00 - 480.00	150.00 - 180.00	-	-	1000.00 - 1200.00	1000.00 - 1100.00	320.00 - 340.00
Thambuththegama	1000.00 - 1100.00	300.00 - 350.00	-	380.00 - 440.00	140.00 - 155.00	-	-	900.00 - 950.00	800.00 - 850.00	308.00 - 340.00
Polonnaruwa	1100.00 - 1200.00	300.00 - 330.00	-	390.00 - 440.00	160.00 - 200.00	-	-	1100.00 - 1200.00	1000.00 - 1100.00	320.00 - 340.00
Kaluthara	1000.00 - 1100.00	320.00 - 360.00	-	430.00 - 440.00	180.00 - 190.00	-	420.00 - 440.00	1180.00 - 1220.00	1020.00 - 1100.00	320.00 - 330.00
Badulla	1050.00 - 1100.00	320.00 - 320.00	-	440.00 - 450.00	150.00 - 150.00	360.00 - 400.00	-	1100.00 - 1100.00	950.00 - 1000.00	320.00 - 320.00
Keppetipola	1200.00 - 1300.00	340.00 - 350.00	-	400.00 - 420.00	180.00 - 190.00	320.00 - 340.00	-	1000.00 - 1100.00	1150.00 - 1200.00	315.00 - 320.00
Moneragala	1000.00 - 1100.00	300.00 - 400.00	-	460.00 - 500.00	150.00 - 180.00	-	380.00 - 400.00	1000.00 - 1200.00	800.00 - 1000.00	320.00 - 340.00
Kegalle	980.00 - 1100.00	300.00 - 340.00	-	440.00 - 460.00	160.00 - 190.00	-	400.00 - 420.00	1000.00 - 1100.00	850.00 - 1100.00	310.00 - 380.00
Ampara	990.00 - 1100.00	300.00 - 340.00	-	380.00 - 440.00	150.00 - 160.00	-	380.00 - 400.00	1100.00 - 1240.00	920.00 - 1120.00	300.00 - 310.00
Dehiattakandiya	1000.00 - 1200.00	300.00 - 350.00	-	400.00 - 440.00	150.00 - 170.00	-	-	900.00 - 1000.00	-	300.00 - 340.00
Nuwaraeliya	1300.00 - 1350.00	300.00 - 340.00	-	420.00 - 430.00	190.00 - 200.00	-	380.00 - 400.00	1000.00 - 1100.00	900.00 - 1000.00	315.00 - 320.00
Kandy	1060.00 - 1100.00	400.00 - 420.00	-	420.00 - 440.00	150.00 - 160.00	-	420.00 - 440.00	1200.00 - 1250.00	1180.00 - 1200.00	330.00 - 350.00
Puttalam	900.00 - 1100.00	-	340.00 - 440.00	380.00 - 440.00	150.00 - 240.00	-	440.00 - 480.00	1000.00 - 1100.00	1000.00 - 1200.00	320.00 - 330.00
Rathnapura	1100.00 - 1200.00	360.00 - 400.00	-	400.00 - 440.00	160.00 - 180.00	-	380.00 - 390.00	1000.00 - 1200.00	1000.00 - 1150.00	320.00 - 340.00
Hambantota	1050.00 - 1200.00	300.00 - 340.00	-	400.00 - 440.00	150.00 - 170.00	-	-	1000.00 - 1200.00	1100.00 - 1200.00	320.00 - 340.00
Matara	1050.00 - 1200.00	350.00 - 400.00	-	420.00 - 460.00	150.00 - 160.00	-	380.00 - 400.00	1000.00 - 1200.00	1000.00 - 1200.00	320.00 - 340.00
Galle	1000.00 - 1200.00	300.00 - 400.00	-	420.00 - 440.00	160.00 - 180.00	-	380.00 - 400.00	1200.00 - 1250.00	1100.00 - 1200.00	320.00 - 330.00
Tissamaharama	1050.00 - 1200.00	300.00 - 350.00	-	420.00 - 460.00	150.00 - 160.00	-	-	1100.00 - 1200.00	900.00 - 1100.00	315.00 - 335.00
Meegoda (DEC)	1000.00 - 1100.00	-	-	380.00 - 450.00	140.00 - 180.00	-	400.00 - 400.00	1000.00 - 1200.00	900.00 - 1040.00	310.00 - 380.00
Embilipitiya	1100.00 - 1200.00	300.00 - 380.00	-	380.00 - 400.00	170.00 - 200.00	-	380.00 - 400.00	1000.00 - 1200.00	880.00 - 1000.00	300.00 - 390.00
Jaffna	1000.00 - 1100.00	-	270.00 - 290.00	380.00 - 390.00	140.00 - 150.00	-	-	930.00 - 950.00	950.00 - 1000.00	310.00 - 320.00
Vavuniya	1100.00 - 1180.00	280.00 - 300.00	-	420.00 - 460.00	160.00 - 170.00	-	-	1000.00 - 1050.00	-	318.00 - 320.00
Mannar	950.00 - 1100.00	320.00 - 350.00	-	420.00 - 460.00	155.00 - 180.00	-	-	1100.00 - 1200.00	-	320.00 - 340.00
Killinochchi	950.00 - 980.00	320.00 - 340.00	-	440.00 - 460.00	160.00 - 180.00	-	-	1000.00 - 1050.00	-	320.00 - 330.00
Mullaittivu	-	-	-	-	-	-	-	-	-	-
Batticaloa	980.00 - 1000.00	300.00 - 320.00	-	440.00 - 460.00	160.00 - 180.00	-	450.00 - 480.00	1080.00 - 1100.00	900.00 - 920.00	320.00 - 325.00
Trincomalee	1100.00 - 1160.00	280.00 - 370.00	-	420.00 - 450.00	160.00 - 190.00	-	-	1000.00 - 1100.00	-	310.00 - 315.00
Hanguranketha	1000.00 - 1100.00	300.00 - 350.00	-	420.00 - 460.00	140.00 - 180.00	-	-	1000.00 - 1100.00	1000.00 - 1100.00	308.00 - 318.00
Veyangoda	1000.00 - 1100.00	320.00 - 320.00	-	440.00 - 480.00	140.00 - 160.00	-	400.00 - 400.00	1200.00 - 1400.00	1200.00 - 1400.00	320.00 - 320.00
Galenbindunuwewa	1000.00 - 1050.00	290.00 - 320.00	-	440.00 - 450.00	150.00 - 170.00	-	-	960.00 - 1000.00	1000.00 - 1100.00	320.00 - 330.00
Bandarawela	-	-	-	-	-	-	-	-	-	-
Matale	980.00 - 1000.00	280.00 - 300.00	-	400.00 - 440.00	135.00 - 160.00	-	-	1000.00 - 1180.00	950.00 - 1000.00	305.00 - 310.00

Table 06: Selected Markets: Wholesale Price of Vegetables(Rs/kg)

Week 08: 16 - 22 February 2024

Locations	Butter Beans	Green Beans	Carrot	Leeks	Beetroot	Knolkhol
Colombo	-	400.00 - 550.00	400.00 - 450.00	250.00 - 300.00	300.00 - 350.00	200.00 - 300.00
Meegoda (DEC)	-	520.00 - 600.00	350.00 - 420.00	300.00 - 350.00	300.00 - 350.00	250.00 - 330.00
Dambulla (DEC)	-	500.00 - 600.00	350.00 - 450.00	300.00 - 350.00	300.00 - 330.00	280.00 - 300.00
Keppetipola (DEC)	-	500.00 - 550.00	280.00 - 320.00	230.00 - 260.00	200.00 - 250.00	200.00 - 250.00
Norochchole (DEC)	-	-	-	-	280.00 - 350.00	-
Nuwara Eliya	-	540.00 - 560.00	380.00 - 390.00	300.00 - 320.00	170.00 - 200.00	260.00 - 290.00
Kandy	-	500.00 - 550.00	350.00 - 370.00	240.00 - 250.00	300.00 - 340.00	230.00 - 250.00
Hambantota	-	520.00 - 600.00	400.00 - 450.00	280.00 - 350.00	340.00 - 360.00	300.00 - 350.00
Thambuththegama (DEC)	-	500.00 - 600.00	380.00 - 420.00	250.00 - 300.00	300.00 - 330.00	220.00 - 250.00
Jaffna	-	350.00 - 370.00	410.00 - 460.00	300.00 - 320.00	250.00 - 270.00	-
Bandarawela	-	-	-	-	-	-
Veyangoda	-	580.00 - 600.00	320.00 - 380.00	290.00 - 300.00	330.00 - 350.00	280.00 - 350.00

Locations	Raddish	Cabbage	Tomato	Ladies Fingers	Brinjal	Capsicum
Colombo	80.00 - 120.00	350.00 - 400.00	700.00 - 850.00	180.00 - 200.00	120.00 - 200.00	650.00 - 800.00
Meegoda (DEC)	80.00 - 150.00	400.00 - 450.00	780.00 - 830.00	250.00 - 300.00	150.00 - 180.00	550.00 - 700.00
Moneragala	100.00 - 150.00	450.00 - 550.00	750.00 - 800.00	300.00 - 340.00	100.00 - 150.00	650.00 - 800.00
Dambulla (DEC)	60.00 - 80.00	300.00 - 350.00	700.00 - 750.00	230.00 - 250.00	120.00 - 150.00	500.00 - 600.00
Keppetipola (DEC)	50.00 - 60.00	350.00 - 360.00	750.00 - 800.00	290.00 - 300.00	150.00 - 200.00	550.00 - 650.00
Norochchole (DEC)	70.00 - 90.00	230.00 - 360.00	550.00 - 650.00	180.00 - 220.00	120.00 - 200.00	500.00 - 650.00
Nuwara Eliya	80.00 - 90.00	395.00 - 405.00	760.00 - 800.00	320.00 - 330.00	380.00 - 420.00	580.00 - 620.00
Kandy	100.00 - 120.00	350.00 - 400.00	750.00 - 800.00	250.00 - 270.00	150.00 - 180.00	650.00 - 700.00
Hambantota	150.00 - 200.00	450.00 - 500.00	700.00 - 800.00	200.00 - 280.00	150.00 - 200.00	750.00 - 800.00
Thambuththegama (DEC)	80.00 - 120.00	380.00 - 410.00	700.00 - 750.00	170.00 - 200.00	80.00 - 120.00	600.00 - 700.00
Tissamaharama	150.00 - 200.00	500.00 - 520.00	700.00 - 800.00	250.00 - 280.00	150.00 - 200.00	800.00 - 850.00
Jaffna	65.00 - 75.00	400.00 - 420.00	650.00 - 665.00	330.00 - 350.00	200.00 - 220.00	600.00 - 620.00
Bandarawela	-	-	-	-	-	-
Veyangoda	80.00 - 110.00	340.00 - 400.00	700.00 - 780.00	220.00 - 270.00	120.00 - 150.00	550.00 - 630.00

Locations	Pumpkin	Cucumber	Bitter Gourd	Snake Gourd	Drumstick	Luffa
Colombo	230.00 - 280.00	80.00 - 120.00	300.00 - 350.00	220.00 - 280.00	-	250.00 - 280.00
Meegoda (DEC)	240.00 - 260.00	70.00 - 100.00	300.00 - 400.00	200.00 - 250.00	-	250.00 - 300.00
Moneragala	270.00 - 290.00	120.00 - 130.00	400.00 - 420.00	280.00 - 300.00	-	300.00 - 350.00
Dambulla (DEC)	180.00 - 210.00	70.00 - 80.00	330.00 - 350.00	180.00 - 210.00	-	200.00 - 230.00
Keppetipola (DEC)	230.00 - 250.00	80.00 - 100.00	330.00 - 340.00	220.00 - 230.00	-	250.00 - 270.00
Norochchole (DEC)	180.00 - 240.00	50.00 - 80.00	280.00 - 350.00	170.00 - 250.00	-	220.00 - 270.00
Nuwara Eliya	250.00 - 260.00	90.00 - 100.00	350.00 - 360.00	240.00 - 250.00	-	270.00 - 280.00
Kandy	220.00 - 250.00	80.00 - 90.00	330.00 - 350.00	220.00 - 250.00	-	230.00 - 250.00
Hambantota	250.00 - 290.00	80.00 - 110.00	350.00 - 400.00	240.00 - 300.00	-	280.00 - 310.00
Thambuththegama (DEC)	200.00 - 250.00	50.00 - 70.00	250.00 - 300.00	150.00 - 180.00	-	200.00 - 250.00
Tissamaharama	240.00 - 280.00	60.00 - 100.00	330.00 - 380.00	250.00 - 280.00	-	250.00 - 280.00
Jaffna	200.00 - 220.00	80.00 - 90.00	250.00 - 265.00	100.00 - 110.00	900.00 - 950.00	-
Bandarawela	-	-	-	-	-	-
Veyangoda	230.00 - 260.00	70.00 - 100.00	350.00 - 380.00	200.00 - 220.00	-	240.00 - 300.00

Table 06 (Contd.)

	Long Beans	Ash Plantain	Green Chillies	Lime	Sweet Potatoe	Manioc
Colombo	150.00 - 250.00	250.00 - 300.00	500.00 - 650.00	120.00 - 150.00	130.00 - 160.00	100.00 - 120.00
Meegoda (DEC)	260.00 - 280.00	280.00 - 320.00	580.00 - 630.00	130.00 - 150.00	140.00 - 170.00	120.00 - 130.00
Moneragala	150.00 - 200.00	160.00 - 200.00	700.00 - 800.00	140.00 - 160.00	150.00 - 170.00	80.00 - 100.00
Dambulla (DEC)	140.00 - 180.00	220.00 - 250.00	500.00 - 550.00	80.00 - 110.00	100.00 - 130.00	80.00 - 100.00
Keppetipola (DEC)	170.00 - 200.00	230.00 - 240.00	500.00 - 550.00	120.00 - 140.00	150.00 - 160.00	100.00 - 120.00
Norochchole (DEC)	130.00 - 180.00	-	500.00 - 650.00	-	-	120.00 - 150.00
Nuwara Eliya	180.00 - 200.00	240.00 - 250.00	550.00 - 600.00	130.00 - 150.00	160.00 - 170.00	120.00 - 130.00
Kandy	230.00 - 270.00	250.00 - 300.00	500.00 - 550.00	120.00 - 130.00	150.00 - 170.00	100.00 - 110.00
Hambantota	130.00 - 200.00	150.00 - 200.00	700.00 - 800.00	140.00 - 180.00	150.00 - 200.00	120.00 - 140.00
Thambuththegama (DEC)	150.00 - 180.00	220.00 - 260.00	550.00 - 650.00	80.00 - 110.00	140.00 - 170.00	80.00 - 110.00
Tissamaharama	160.00 - 180.00	200.00 - 220.00	800.00 - 860.00	150.00 - 180.00	180.00 - 200.00	100.00 - 130.00
Jaffna	150.00 - 165.00	180.00 - 190.00	590.00 - 620.00	100.00 - 110.00	150.00 - 170.00	80.00 - 90.00
Bandarawela	-	-	-	-	-	-
Veyangoda	200.00 - 260.00	280.00 - 300.00	580.00 - 650.00	120.00 - 150.00	140.00 - 170.00	120.00 - 130.00

Locations	Leafy Vegetables (Rs/bundle)			Coconut (Rs/nut)	
	Mukunuwenna	Kankun	Gotukola	Large	Small
Colombo	38.00 - 50.00	38.00 - 50.00	280.00 - 320.00	95.00 - 105.00	80.00 - 85.00
Meegoda (DEC)	80.00 - 80.00	80.00 - 80.00	270.00 - 270.00	105.00 - 110.00	85.00 - 90.00
Norochchole (DEC)	50.00 - 60.00	50.00 - 60.00	120.00 - 130.00	80.00 - 90.00	65.00 - 75.00
Nuwara Eliya	-	-	-	-	-
Dambulla (DEC)	25.00 - 30.00	25.00 - 35.00	120.00 - 130.00	80.00 - 85.00	65.00 - 68.00
Kandy	50.00 - 55.00	50.00 - 60.00	260.00 - 270.00	90.00 - 95.00	65.00 - 75.00
Hambantota	60.00 - 70.00	60.00 - 70.00	240.00 - 270.00	-	-
Thambuththegama (DEC)	30.00 - 40.00	30.00 - 40.00	-	80.00 - 85.00	75.00 - 78.00
Tissamaharama	45.00 - 55.00	45.00 - 55.00	195.00 - 225.00	90.00 - 105.00	65.00 - 80.00
Jaffna	80.00 - 100.00	40.00 - 45.00	150.00 - 160.00	78.00 - 84.00	50.00 - 52.00
Bandarawela	-	-	-	-	-
Veyangoda	35.00 - 40.00	35.00 - 40.00	-	90.00 - 100.00	-

Colombo, Meegoda, Norochchole, Jaffna, Dambulla and Kandy - Gotukola Price Rs/Kg

Table 07: Selected Markets: Retail Price of Vegetables (Rs/kg)

Week 08: 16 - 22 February 2024

LOCATIONS	Up Country Varieties																	
	Butter Beans		Green Beans		Carrot		Leeks		Beetroot		Knol Khol		Raddish		Cabbage		Tomato	
Colombo	-	-	460.00	800.00	700.00	1000.00	380.00	700.00	550.00	900.00	350.00	600.00	220.00	400.00	550.00	800.00	480.00	1000.00
Gampaha	-	-	660.00	720.00	600.00	650.00	480.00	520.00	480.00	520.00	480.00	480.00	240.00	320.00	560.00	600.00	1000.00	1000.00
Kurunegala	-	-	650.00	720.00	580.00	650.00	480.00	520.00	450.00	540.00	380.00	400.00	280.00	320.00	560.00	600.00	940.00	1050.00
Nikaweratiya	-	-	600.00	720.00	480.00	720.00	400.00	480.00	480.00	480.00	380.00	400.00	160.00	240.00	480.00	600.00	800.00	880.00
Dambulla	-	-	640.00	660.00	650.00	700.00	420.00	450.00	460.00	500.00	400.00	420.00	180.00	200.00	560.00	600.00	850.00	900.00
Anuradhapura	-	-	700.00	800.00	600.00	640.00	360.00	480.00	440.00	600.00	-	-	200.00	240.00	500.00	600.00	900.00	1000.00
Thambuththegama	-	-	620.00	700.00	460.00	540.00	360.00	440.00	380.00	440.00	320.00	380.00	140.00	200.00	450.00	560.00	850.00	940.00
Polonnaruwa	-	-	700.00	780.00	550.00	620.00	430.00	480.00	450.00	500.00	400.00	460.00	240.00	280.00	550.00	600.00	850.00	920.00
Kaluthara	-	-	580.00	620.00	460.00	500.00	380.00	420.00	480.00	520.00	380.00	420.00	220.00	260.00	460.00	500.00	980.00	1020.00
Badulla	-	-	520.00	800.00	500.00	600.00	400.00	600.00	480.00	600.00	480.00	600.00	160.00	200.00	480.00	600.00	1000.00	1200.00
Keppetipola	-	-	640.00	660.00	360.00	380.00	340.00	350.00	320.00	340.00	320.00	340.00	130.00	150.00	440.00	450.00	850.00	900.00
Moneragala	-	-	600.00	720.00	520.00	620.00	400.00	520.00	400.00	520.00	-	-	150.00	240.00	600.00	650.00	800.00	1000.00
Kegalle	-	-	640.00	680.00	640.00	680.00	440.00	480.00	480.00	520.00	440.00	480.00	240.00	280.00	560.00	600.00	950.00	1000.00
Ampara	-	-	680.00	700.00	600.00	640.00	400.00	480.00	480.00	640.00	-	-	160.00	240.00	600.00	640.00	960.00	1100.00
Dehiattakandiya	-	-	720.00	800.00	600.00	700.00	460.00	480.00	480.00	560.00	420.00	520.00	220.00	240.00	580.00	600.00	800.00	880.00
Nuwaraeliya	-	-	650.00	700.00	480.00	520.00	400.00	420.00	280.00	300.00	350.00	360.00	160.00	200.00	480.00	500.00	860.00	900.00
Kandy	-	-	640.00	700.00	600.00	650.00	480.00	500.00	400.00	450.00	400.00	450.00	200.00	240.00	500.00	550.00	900.00	1000.00
Puttalam	-	-	720.00	800.00	600.00	750.00	400.00	520.00	400.00	520.00	-	-	200.00	240.00	560.00	640.00	880.00	1100.00
Hambantota	-	-	600.00	700.00	500.00	600.00	320.00	400.00	400.00	480.00	380.00	460.00	200.00	240.00	580.00	600.00	800.00	1000.00
Rathnapura	-	-	600.00	680.00	590.00	700.00	350.00	460.00	440.00	560.00	350.00	390.00	190.00	240.00	550.00	560.00	1150.00	1200.00
Matara	-	-	600.00	800.00	480.00	600.00	400.00	480.00	400.00	440.00	400.00	420.00	200.00	220.00	580.00	600.00	800.00	1000.00
Galle	-	-	600.00	700.00	500.00	680.00	400.00	480.00	400.00	440.00	360.00	380.00	220.00	260.00	540.00	600.00	1000.00	1100.00
Tissamaharama	-	-	600.00	700.00	500.00	600.00	350.00	400.00	400.00	480.00	400.00	460.00	220.00	240.00	550.00	600.00	800.00	900.00
Meegoda (DEC)	-	-	640.00	800.00	560.00	720.00	400.00	480.00	400.00	600.00	350.00	480.00	150.00	240.00	480.00	600.00	800.00	1200.00
Embilipitiya	800.00	800.00	700.00	800.00	480.00	600.00	400.00	480.00	400.00	480.00	350.00	400.00	150.00	200.00	600.00	650.00	800.00	900.00
Jaffna	-	-	400.00	440.00	450.00	500.00	350.00	370.00	300.00	320.00	-	-	100.00	120.00	440.00	460.00	700.00	720.00
Vavuniya	-	-	600.00	700.00	750.00	800.00	550.00	600.00	450.00	550.00	-	-	200.00	240.00	600.00	650.00	1000.00	1100.00
Mannar	-	-	720.00	800.00	720.00	800.00	550.00	600.00	400.00	440.00	-	-	200.00	240.00	500.00	600.00	950.00	1000.00
Killinochchi	-	-	580.00	620.00	780.00	820.00	480.00	520.00	300.00	330.00	-	-	200.00	220.00	480.00	520.00	950.00	1000.00
Mullaittivu	-	-	-	-	-	-	-	-	-	-	-	-	-	-	-	-	-	-
Batticaloa	800.00	900.00	680.00	720.00	580.00	600.00	480.00	520.00	480.00	520.00	500.00	540.00	200.00	240.00	600.00	640.00	960.00	1000.00
Trincomalee	-	-	680.00	720.00	600.00	650.00	480.00	520.00	500.00	540.00	-	-	230.00	260.00	550.00	580.00	950.00	1000.00
Hanguranketha	-	-	680.00	750.00	600.00	700.00	350.00	400.00	380.00	420.00	350.00	380.00	140.00	170.00	440.00	480.00	850.00	900.00
Veyangoda	-	-	640.00	720.00	600.00	640.00	400.00	480.00	480.00	540.00	400.00	480.00	240.00	280.00	540.00	600.00	900.00	1000.00
Galenbindunuwewa	-	-	600.00	720.00	600.00	720.00	380.00	480.00	480.00	600.00	360.00	400.00	160.00	240.00	480.00	600.00	800.00	900.00
Bandarawela	-	-	-	-	-	-	-	-	-	-	-	-	-	-	-	-	-	-
Matale	-	-	600.00	680.00	480.00	560.00	360.00	400.00	360.00	440.00	320.00	360.00	160.00	240.00	480.00	520.00	920.00	1000.00

Table 07 (Contd.)

LOCATIONS	Low Country Varieties										
	Ladies Fingers	Brinjal	Capsicum	Pumpkin	Cucumber	Bitter Gourd	Snake Gourd	Drumstick	Luffa	Long Beans	
Colombo	250.00 - 420.00	500.00 - 900.00	650.00 - 1000.00	180.00 - 340.00	140.00 - 320.00	350.00 - 700.00	250.00 - 480.00	-	300.00 - 600.00	240.00 - 520.00	
Gampaha	400.00 - 480.00	360.00 - 400.00	1000.00 - 1000.00	400.00 - 440.00	160.00 - 200.00	540.00 - 600.00	400.00 - 480.00	-	480.00 - 480.00	360.00 - 400.00	
Kurunegala	340.00 - 400.00	280.00 - 300.00	900.00 - 1000.00	300.00 - 350.00	150.00 - 240.00	440.00 - 500.00	340.00 - 400.00	-	400.00 - 440.00	360.00 - 400.00	
Nikaweratiya	280.00 - 320.00	240.00 - 240.00	720.00 - 800.00	300.00 - 400.00	140.00 - 200.00	480.00 - 520.00	320.00 - 400.00	-	320.00 - 360.00	240.00 - 240.00	
Dambulla	400.00 - 420.00	280.00 - 320.00	760.00 - 800.00	340.00 - 360.00	160.00 - 200.00	480.00 - 540.00	300.00 - 320.00	-	360.00 - 400.00	260.00 - 300.00	
Anuradhapura	320.00 - 400.00	240.00 - 280.00	800.00 - 1000.00	320.00 - 400.00	160.00 - 200.00	480.00 - 520.00	320.00 - 400.00	-	320.00 - 480.00	280.00 - 320.00	
Thambuthhegama	260.00 - 320.00	180.00 - 220.00	750.00 - 900.00	300.00 - 380.00	100.00 - 160.00	400.00 - 560.00	200.00 - 260.00	-	300.00 - 380.00	200.00 - 260.00	
Polonnaruwa	300.00 - 360.00	300.00 - 360.00	1000.00 - 1300.00	300.00 - 350.00	200.00 - 250.00	400.00 - 480.00	240.00 - 300.00	-	350.00 - 400.00	280.00 - 360.00	
Kaluthara	320.00 - 360.00	240.00 - 280.00	850.00 - 950.00	320.00 - 360.00	220.00 - 260.00	480.00 - 540.00	360.00 - 380.00	-	380.00 - 420.00	320.00 - 360.00	
Badulla	320.00 - 480.00	320.00 - 420.00	700.00 - 800.00	320.00 - 400.00	160.00 - 200.00	520.00 - 600.00	400.00 - 480.00	-	400.00 - 480.00	380.00 - 420.00	
Keppetipola	360.00 - 380.00	260.00 - 300.00	700.00 - 750.00	340.00 - 350.00	180.00 - 200.00	400.00 - 420.00	270.00 - 300.00	-	330.00 - 350.00	260.00 - 280.00	
Moneragala	360.00 - 400.00	180.00 - 300.00	800.00 - 1000.00	320.00 - 400.00	200.00 - 240.00	520.00 - 600.00	380.00 - 400.00	-	400.00 - 480.00	240.00 - 320.00	
Kegalle	440.00 - 480.00	280.00 - 320.00	860.00 - 900.00	360.00 - 400.00	150.00 - 180.00	440.00 - 480.00	320.00 - 360.00	-	440.00 - 480.00	360.00 - 400.00	
Ampara	400.00 - 440.00	280.00 - 360.00	1000.00 - 1000.00	320.00 - 400.00	240.00 - 240.00	-	400.00 - 400.00	-	400.00 - 400.00	320.00 - 360.00	
Dehiattakandiya	280.00 - 320.00	300.00 - 320.00	800.00 - 880.00	300.00 - 320.00	160.00 - 200.00	480.00 - 540.00	400.00 - 480.00	-	400.00 - 480.00	200.00 - 240.00	
Nuwaraeliya	400.00 - 420.00	460.00 - 500.00	700.00 - 800.00	350.00 - 360.00	200.00 - 220.00	440.00 - 460.00	340.00 - 360.00	-	360.00 - 400.00	260.00 - 300.00	
Kandy	400.00 - 450.00	360.00 - 400.00	1000.00 - 1100.00	300.00 - 320.00	140.00 - 160.00	450.00 - 480.00	320.00 - 360.00	-	360.00 - 400.00	320.00 - 360.00	
Puttalam	300.00 - 360.00	300.00 - 360.00	1000.00 - 1200.00	360.00 - 440.00	180.00 - 220.00	600.00 - 640.00	320.00 - 400.00	-	400.00 - 480.00	320.00 - 400.00	
Rathnapura	280.00 - 320.00	240.00 - 280.00	850.00 - 1000.00	320.00 - 350.00	120.00 - 180.00	400.00 - 480.00	360.00 - 380.00	-	450.00 - 500.00	320.00 - 400.00	
Hambantota	280.00 - 330.00	200.00 - 260.00	800.00 - 1000.00	320.00 - 380.00	140.00 - 160.00	480.00 - 600.00	320.00 - 400.00	-	350.00 - 420.00	240.00 - 320.00	
Matara	320.00 - 400.00	200.00 - 220.00	1000.00 - 1200.00	360.00 - 400.00	140.00 - 160.00	480.00 - 600.00	320.00 - 400.00	-	400.00 - 480.00	300.00 - 400.00	
Galle	360.00 - 400.00	240.00 - 240.00	800.00 - 880.00	360.00 - 400.00	120.00 - 180.00	500.00 - 520.00	380.00 - 420.00	-	340.00 - 420.00	400.00 - 420.00	
Tissamaharama	300.00 - 320.00	200.00 - 260.00	860.00 - 920.00	320.00 - 380.00	120.00 - 160.00	400.00 - 550.00	300.00 - 360.00	-	300.00 - 360.00	180.00 - 200.00	
Meegoda (DEC)	360.00 - 400.00	240.00 - 280.00	750.00 - 1000.00	320.00 - 360.00	120.00 - 160.00	440.00 - 600.00	320.00 - 360.00	-	320.00 - 480.00	360.00 - 400.00	
Embilipitiya	280.00 - 320.00	160.00 - 200.00	700.00 - 800.00	340.00 - 400.00	100.00 - 140.00	400.00 - 520.00	280.00 - 320.00	-	350.00 - 400.00	300.00 - 400.00	
Jaffna	400.00 - 450.00	250.00 - 270.00	650.00 - 670.00	250.00 - 260.00	120.00 - 130.00	300.00 - 330.00	150.00 - 170.00	1000.00 - 1100.00	-	200.00 - 230.00	
Vavuniya	440.00 - 490.00	240.00 - 300.00	750.00 - 800.00	400.00 - 450.00	200.00 - 250.00	600.00 - 650.00	420.00 - 480.00	1350.00 - 1400.00	-	500.00 - 540.00	
Mannar	400.00 - 480.00	320.00 - 360.00	800.00 - 880.00	300.00 - 340.00	-	480.00 - 600.00	400.00 - 450.00	950.00 - 1000.00	-	400.00 - 480.00	
Killinochchi	380.00 - 420.00	300.00 - 340.00	780.00 - 820.00	350.00 - 400.00	200.00 - 220.00	550.00 - 600.00	260.00 - 300.00	-	-	380.00 - 420.00	
Mullaittivu	-	-	-	-	-	-	-	-	-	-	
Batticaloa	480.00 - 540.00	400.00 - 440.00	800.00 - 850.00	400.00 - 420.00	220.00 - 250.00	600.00 - 640.00	480.00 - 520.00	1400.00 - 1500.00	400.00 - 460.00	560.00 - 600.00	
Trincomalee	480.00 - 540.00	400.00 - 450.00	920.00 - 1000.00	300.00 - 350.00	190.00 - 220.00	600.00 - 640.00	380.00 - 420.00	-	320.00 - 360.00	400.00 - 450.00	
Hanguranketha	300.00 350.00	220.00 250.00	750.00 850.00	280.00 320.00	140.00 160.00	360.00 400.00	280.00 320.00	-	320.00 350.00	280.00 300.00	
Veyangoda	400.00 - 440.00	320.00 - 340.00	1000.00 - 1000.00	360.00 - 400.00	160.00 - 200.00	480.00 - 540.00	400.00 - 480.00	-	480.00 - 480.00	360.00 - 400.00	
Galenbindunuwewa	320.00 - 360.00	240.00 - 260.00	800.00 - 1200.00	300.00 - 360.00	140.00 - 160.00	480.00 - 600.00	320.00 - 400.00	-	320.00 - 400.00	200.00 - 240.00	
Bandarawela	-	-	-	-	-	-	-	-	-	-	
Matale	400.00 - 480.00	240.00 - 280.00	900.00 - 1000.00	280.00 - 320.00	120.00 - 160.00	440.00 - 480.00	360.00 - 400.00	-	320.00 - 400.00	280.00 - 320.00	

Table 07 (Contd.)

LOCATIONS	Low Country Varieties					Leafy Vegetable			Coconut (Rs/nut)	
	Ash Plantain	Green Chillies	Lime	Sweet Potato	Manioc	Mukunuwenna	Kankun	Gotukola	Large	Small
Colombo	320.00 - 500.00	1200.00 - 2400.00	300.00 - 1000.00	150.00 - 320.00	150.00 - 240.00	60.00 - 100.00	60.00 - 100.00	100.00 - 120.00	105.00 - 120.00	85.00 - 100.00
Gampaha	400.00 - 480.00	1000.00 - 1200.00	200.00 - 300.00	280.00 - 320.00	200.00 - 240.00	60.00 - 70.00	60.00 - 70.00	30.00 - 30.00	110.00 - 130.00	80.00 - 100.00
Kurunegala	360.00 - 380.00	900.00 - 1100.00	200.00 - 250.00	260.00 - 280.00	200.00 - 240.00	50.00 - 50.00	50.00 - 50.00	30.00 - 30.00	100.00 - 110.00	90.00 - 90.00
Nikaweratiya	300.00 - 400.00	800.00 - 1200.00	200.00 - 240.00	280.00 - 320.00	160.00 - 160.00	50.00 - 50.00	50.00 - 50.00	60.00 - 60.00	80.00 - 85.00	65.00 - 75.00
Dambulla	360.00 - 380.00	800.00 - 900.00	200.00 - 300.00	260.00 - 280.00	200.00 - 220.00	50.00 - 70.00	50.00 - 65.00	50.00 - 65.00	100.00 - 120.00	80.00 - 85.00
Anuradhapura	360.00 - 480.00	900.00 - 1400.00	200.00 - 400.00	200.00 - 300.00	200.00 - 240.00	50.00 - 60.00	50.00 - 60.00	50.00 - 60.00	100.00 - 110.00	70.00 - 90.00
Thambuththegama	300.00 - 350.00	700.00 - 850.00	150.00 - 200.00	260.00 - 300.00	150.00 - 200.00	40.00 - 50.00	40.00 - 50.00	-	90.00 - 100.00	80.00 - 85.00
Polonnaruwa	250.00 - 300.00	1000.00 - 1300.00	350.00 - 400.00	200.00 - 220.00	160.00 - 200.00	50.00 - 60.00	50.00 - 50.00	50.00 - 50.00	88.00 - 95.00	75.00 - 80.00
Kaluthara	420.00 - 460.00	820.00 - 860.00	180.00 - 220.00	240.00 - 280.00	200.00 - 240.00	70.00 - 80.00	70.00 - 80.00	80.00 - 90.00	110.00 - 120.00	90.00 - 100.00
Badulla	400.00 - 480.00	1000.00 - 1200.00	200.00 - 320.00	-	160.00 - 200.00	80.00 - 100.00	80.00 - 100.00	120.00 - 120.00	100.00 - 110.00	85.00 - 90.00
Keppetipola	320.00 - 340.00	650.00 - 760.00	220.00 - 250.00	220.00 - 240.00	160.00 - 180.00	60.00 - 65.00	65.00 - 70.00	65.00 - 70.00	112.00 - 115.00	98.00 - 105.00
Moneragala	280.00 - 320.00	800.00 - 1300.00	200.00 - 240.00	260.00 - 300.00	100.00 - 120.00	60.00 - 70.00	60.00 - 70.00	60.00 - 70.00	90.00 - 100.00	60.00 - 70.00
Kegalle	360.00 - 400.00	850.00 - 900.00	220.00 - 260.00	280.00 - 320.00	180.00 - 200.00	70.00 - 80.00	70.00 - 80.00	40.00 - 50.00	110.00 - 120.00	90.00 - 100.00
Ampara	280.00 - 300.00	900.00 - 1200.00	200.00 - 200.00	240.00 - 280.00	100.00 - 120.00	80.00 - 80.00	50.00 - 60.00	50.00 - 60.00	-	75.00 - 85.00
Dehiattakandiya	320.00 - 320.00	800.00 - 1200.00	200.00 - 200.00	200.00 - 280.00	150.00 - 160.00	50.00 - 70.00	50.00 - 70.00	50.00 - 70.00	-	65.00 - 80.00
Nuwaraeliya	350.00 - 360.00	650.00 - 750.00	260.00 - 280.00	250.00 - 280.00	180.00 - 200.00	70.00 - 80.00	70.00 - 80.00	60.00 - 70.00	112.00 - 115.00	100.00 - 105.00
Kandy	360.00 - 400.00	900.00 - 1000.00	240.00 - 280.00	240.00 - 260.00	160.00 - 200.00	60.00 - 70.00	60.00 - 70.00	50.00 - 60.00	100.00 - 120.00	75.00 - 85.00
Puttalam	280.00 - 360.00	800.00 - 1000.00	140.00 - 160.00	280.00 - 320.00	200.00 - 220.00	60.00 - 70.00	60.00 - 70.00	40.00 - 40.00	90.00 - 100.00	75.00 - 85.00
Rathnapura	320.00 - 360.00	1000.00 - 1000.00	320.00 - 350.00	230.00 - 250.00	120.00 - 150.00	80.00 - 80.00	80.00 - 80.00	90.00 - 100.00	110.00 - 130.00	80.00 - 90.00
Hambanthota	250.00 - 280.00	900.00 - 1200.00	180.00 - 240.00	230.00 - 260.00	150.00 - 200.00	60.00 - 70.00	60.00 - 70.00	90.00 - 100.00	110.00 - 120.00	70.00 - 90.00
Matara	280.00 - 320.00	800.00 - 1000.00	150.00 - 200.00	200.00 - 220.00	160.00 - 200.00	70.00 - 80.00	70.00 - 80.00	90.00 - 110.00	115.00 - 130.00	85.00 - 95.00
Galle	280.00 - 320.00	900.00 - 1000.00	200.00 - 250.00	200.00 - 240.00	150.00 - 200.00	60.00 - 70.00	60.00 - 60.00	80.00 - 100.00	110.00 - 120.00	90.00 - 95.00
Tissamaharama	260.00 - 320.00	900.00 - 1000.00	200.00 - 240.00	200.00 - 260.00	150.00 - 180.00	50.00 - 60.00	50.00 - 60.00	70.00 - 80.00	100.00 - 120.00	80.00 - 90.00
Meegoda (DEC)	360.00 - 400.00	750.00 - 800.00	200.00 - 240.00	200.00 - 240.00	160.00 - 200.00	100.00 - 100.00	100.00 - 100.00	100.00 - 100.00	110.00 - 130.00	90.00 - 100.00
Embilipitiya	240.00 - 300.00	800.00 - 1000.00	180.00 - 220.00	320.00 - 350.00	140.00 - 160.00	70.00 - 80.00	60.00 - 80.00	100.00 - 120.00	110.00 - 130.00	70.00 - 100.00
Jaffna	220.00 - 240.00	650.00 - 660.00	140.00 - 160.00	200.00 - 230.00	120.00 - 140.00	110.00 - 120.00	50.00 - 60.00	60.00 - 70.00	90.00 - 110.00	60.00 - 65.00
Vavuniya	350.00 - 400.00	800.00 - 900.00	100.00 - 120.00	240.00 - 260.00	200.00 - 230.00	60.00 - 70.00	60.00 - 75.00	100.00 - 120.00	85.00 - 100.00	60.00 - 70.00
Mannar	400.00 - 440.00	800.00 - 900.00	300.00 - 350.00	-	160.00 - 180.00	40.00 - 50.00	50.00 - 60.00	40.00 - 50.00	90.00 - 100.00	70.00 - 80.00
Killinochchi	280.00 - 320.00	780.00 - 820.00	200.00 - 240.00	240.00 - 260.00	200.00 - 230.00	60.00 - 65.00	40.00 - 45.00	45.00 - 50.00	90.00 - 100.00	55.00 - 60.00
Mullaittivu	-	-	-	-	-	-	-	-	-	-
Batticaloa	360.00 - 400.00	800.00 - 860.00	260.00 - 300.00	250.00 - 280.00	150.00 - 160.00	80.00 - 100.00	60.00 - 70.00	50.00 - 50.00	90.00 - 100.00	60.00 - 70.00
Trincomalee	320.00 350.00	750.00 800.00	200.00 250.00	240.00 260.00	160.00 180.00	85.00 90.00	65.00 70.00	50.00 55.00	105.00 120.00	65.00 72.00
Hanguranketha	340.00 - 380.00	800.00 - 950.00	220.00 - 300.00	200.00 - 250.00	150.00 - 180.00	45.00 - 60.00	45.00 - 60.00	45.00 - 50.00	92.00 - 110.00	65.00 - 85.00
Veyangoda	400.00 - 480.00	1000.00 - 1000.00	200.00 - 300.00	240.00 - 280.00	180.00 - 200.00	60.00 - 70.00	60.00 - 70.00	30.00 - 30.00	120.00 - 120.00	80.00 - 100.00
Galenbindunuwewa	-	800.00 - 1100.00	200.00 - 320.00	200.00 - 280.00	140.00 - 160.00	50.00 - 60.00	50.00 - 60.00	50.00 - 60.00	80.00 - 100.00	60.00 - 70.00
Bandarawela	-	-	-	-	-	-	-	-	-	-
Matale	360.00 - 400.00	800.00 - 1000.00	200.00 - 240.00	240.00 - 280.00	160.00 - 170.00	60.00 - 70.00	70.00 - 80.00	70.00 - 80.00	100.00 - 110.00	75.00 - 85.00

Table 08: Selected Markets: Retail Price of Fruits (Rs/each & Rs/kg)

Week 08: 16 - 22 February 2024

19

LOCATIONS	Banana					Pineapple			Mango	
	Ambul (Rs/kg)	Kolikuttu (Rs/kg)	Seeni (Rs/kg)	Anamalu	Ambun	Large	Medium	Small	Betti	Karthakolomban
Colombo	200.00 - 300.00	450.00 - 550.00	150.00 - 280.00	30.00 - 42.00	35.00 - 56.00	480.00 - 650.00	380.00 - 550.00	280.00 - 450.00	-	66.00 - 200.00
Gampaha	170.00 - 200.00	320.00 - 350.00	180.00 - 200.00	24.00 - 25.00	38.00 - 40.00	800.00 - 1000.00	600.00 - 750.00	280.00 - 350.00	-	-
Kurunegala	160.00 - 200.00	350.00 - 400.00	150.00 - 200.00	20.00 - 24.00	38.00 - 45.00	700.00 - 800.00	450.00 - 600.00	250.00 - 350.00	-	-
Nikaweratiya	180.00 - 220.00	400.00 - 430.00	180.00 - 200.00	-	43.00 - 47.00	850.00 - 950.00	700.00 - 800.00	550.00 - 650.00	-	-
Dambulla	180.00 - 220.00	450.00 - 480.00	180.00 - 220.00	-	58.00 - 60.00	800.00 - 900.00	600.00 - 680.00	400.00 - 450.00	-	-
Anuradhapura	200.00 - 240.00	450.00 - 500.00	180.00 - 220.00	28.00 - 30.00	35.00 - 50.00	900.00 - 1050.00	700.00 - 850.00	550.00 - 660.00	-	-
Thambuththegama	170.00 - 200.00	380.00 - 450.00	150.00 - 200.00	-	45.00 - 50.00	900.00 - 940.00	750.00 - 750.00	600.00 - 600.00	-	-
Polonnaruwa	240.00 - 260.00	420.00 - 500.00	140.00 - 160.00	-	30.00 - 35.00	900.00 - 980.00	700.00 - 750.00	600.00 - 650.00	-	-
Kaluthara	200.00 - 220.00	320.00 - 360.00	180.00 - 200.00	35.00 - 38.00	40.00 - 42.00	680.00 - 720.00	520.00 - 540.00	-	-	-
Badulla	160.00 - 200.00	350.00 - 480.00	140.00 - 200.00	20.00 - 22.00	30.00 - 30.00	-	600.00 - 700.00	-	-	-
Keppetipola	200.00 - 220.00	450.00 - 460.00	160.00 - 170.00	25.00 - 28.00	44.00 - 47.00	-	600.00 - 620.00	400.00 - 420.00	-	-
Moneragala	120.00 - 150.00	300.00 - 350.00	100.00 - 120.00	25.00 - 30.00	30.00 - 35.00	810.00 - 970.00	675.00 - 675.00	-	-	-
Kegalle	180.00 - 200.00	400.00 - 450.00	180.00 - 220.00	20.00 - 25.00	25.00 - 30.00	750.00 - 800.00	600.00 - 700.00	400.00 - 500.00	-	-
Ampara	160.00 - 180.00	320.00 - 350.00	100.00 - 130.00	24.00 - 25.00	30.00 - 31.00	-	640.00 - 700.00	-	-	-
Dehiattakandiya	180.00 - 220.00	320.00 - 500.00	160.00 - 180.00	-	40.00 - 50.00	700.00 - 760.00	600.00 - 600.00	400.00 - 480.00	-	-
Nuwaraeliya	220.00 - 240.00	460.00 - 480.00	180.00 - 200.00	26.00 - 32.00	46.00 - 50.00	-	640.00 - 650.00	430.00 - 450.00	-	-
Kandy	220.00 - 250.00	450.00 - 500.00	180.00 - 200.00	25.00 - 30.00	38.00 - 45.00	1000.00 - 1050.00	700.00 - 800.00	350.00 - 500.00	-	-
Puttalam	160.00 - 200.00	320.00 - 400.00	160.00 - 200.00	20.00 - 25.00	-	800.00 - 900.00	600.00 - 700.00	-	-	-
Rathnapura	160.00 - 180.00	350.00 - 400.00	170.00 - 200.00	27.00 - 31.00	40.00 - 50.00	700.00 - 700.00	550.00 - 650.00	400.00 - 500.00	-	-
Hambantota	180.00 - 200.00	350.00 - 380.00	160.00 - 180.00	25.00 - 28.00	30.00 - 33.00	950.00 - 980.00	750.00 - 800.00	450.00 - 520.00	-	-
Matara	160.00 - 180.00	350.00 - 360.00	150.00 - 160.00	22.00 - 24.00	32.00 - 35.00	940.00 - 1000.00	740.00 - 800.00	400.00 - 450.00	-	-
Galle	200.00 - 220.00	400.00 - 450.00	160.00 - 200.00	36.00 - 38.00	38.00 - 40.00	800.00 - 860.00	650.00 - 700.00	580.00 - 620.00	-	-
Tissamaharama	180.00 - 200.00	350.00 - 380.00	160.00 - 170.00	28.00 - 32.00	30.00 - 36.00	700.00 - 750.00	600.00 - 650.00	500.00 - 550.00	-	-
Meegoda (DEC)	170.00 - 180.00	300.00 - 350.00	170.00 - 180.00	-	-	980.00 - 1000.00	750.00 - 780.00	580.00 - 600.00	-	-
Embilipitiya	80.00 - 120.00	250.00 - 300.00	100.00 - 130.00	25.00 - 30.00	30.00 - 40.00	-	550.00 - 600.00	400.00 - 500.00	-	-
Jaffna	90.00 - 120.00	280.00 - 300.00	110.00 - 130.00	-	-	900.00 - 1000.00	650.00 - 800.00	500.00 - 600.00	-	-
Vavuniya	140.00 - 160.00	350.00 - 400.00	130.00 - 145.00	35.00 - 40.00	-	940.00 - 960.00	800.00 - 860.00	500.00 - 560.00	-	-
Mannar	160.00 - 180.00	350.00 - 400.00	160.00 - 180.00	28.00 - 32.00	28.00 - 32.00	850.00 - 900.00	750.00 - 800.00	650.00 - 700.00	-	-
Killinochchi	140.00 - 160.00	400.00 - 440.00	170.00 - 190.00	34.00 - 36.00	34.00 - 36.00	950.00 - 980.00	840.00 - 860.00	650.00 - 700.00	-	-
Mullaittivu	-	-	-	-	-	-	-	-	-	-
Batticaloa	180.00 - 200.00	400.00 - 440.00	150.00 - 170.00	24.00 - 25.00	-	-	650.00 - 660.00	550.00 - 560.00	-	-
Trincomalee	180.00 - 200.00	380.00 - 420.00	150.00 - 180.00	-	-	740.00 - 760.00	570.00 - 600.00	400.00 - 440.00	-	-
Veyangoda	200.00 - 250.00	400.00 - 500.00	180.00 - 200.00	20.00 - 25.00	31.00 - 44.00	950.00 - 1000.00	750.00 - 800.00	650.00 - 700.00	-	-
Galenbindunuwewa	150.00 - 180.00	350.00 - 400.00	150.00 - 180.00	25.00 - 30.00	35.00 - 40.00	900.00 - 1000.00	750.00 - 850.00	620.00 - 700.00	-	-
Bandarawela	-	-	-	-	-	-	-	-	-	-
Matale	160.00 - 180.00	400.00 - 450.00	160.00 - 180.00	32.00 - 36.00	40.00 - 45.00	900.00 - 960.00	680.00 - 750.00	480.00 - 580.00	-	-

Table 08 (Contd.)

LOCATIONS	Mango		Other Fruits							
	Vilad	Kohu	Papaw (Rs/kg)	Passion	Wood Apple	Orange	Avocado	Slime Apple	Grapes (Rs/kg)	King Coconut
Colombo	-	-	180.00 - 350.00	65.00 - 100.00	40.00 - 120.00	180.00 - 250.00	260.00 - 300.00	50.00 - 120.00	1500.00 - 2500.00	100.00 - 150.00
Gampaha	-	-	230.00 - 240.00	140.00 - 180.00	150.00 - 150.00	100.00 - 120.00	200.00 - 200.00	50.00 - 80.00	2800.00 - 2800.00	100.00 - 120.00
Kurunegala	-	-	160.00 - 200.00	80.00 - 80.00	-	60.00 - 100.00	140.00 - 150.00	50.00 - 80.00	2500.00 - 2500.00	120.00 - 150.00
Nikaweratiya	-	-	150.00 - 180.00	-	-	70.00 - 80.00	120.00 - 150.00	80.00 - 90.00	2300.00 - 2500.00	100.00 - 120.00
Dambulla	-	-	230.00 - 260.00	45.00 - 50.00	70.00 - 80.00	80.00 - 100.00	130.00 - 150.00	70.00 - 80.00	2200.00 - 2300.00	130.00 - 150.00
Anuradhapura	-	-	160.00 - 250.00	-	60.00 - 80.00	60.00 - 120.00	-	60.00 - 100.00	2300.00 - 3000.00	140.00 - 160.00
Thambuththegama	-	-	180.00 - 250.00	-	-	-	-	50.00 - 80.00	2000.00 - 2300.00	100.00 - 100.00
Polonnaruwa	-	-	200.00 - 250.00	-	50.00 - 60.00	-	150.00 - 180.00	50.00 - 60.00	2000.00 - 2500.00	120.00 - 130.00
Kaluthara	-	-	210.00 - 240.00	-	90.00 - 110.00	60.00 - 80.00	-	60.00 - 80.00	2300.00 - 2400.00	120.00 - 150.00
Badulla	-	-	280.00 - 300.00	-	100.00 - 150.00	-	-	80.00 - 100.00	2500.00 - 3000.00	120.00 - 150.00
Keppetipola	-	-	240.00 - 260.00	-	80.00 - 100.00	-	80.00 - 90.00	80.00 - 90.00	2300.00 - 2400.00	150.00 - 170.00
Moneragala	-	-	180.00 - 240.00	-	50.00 - 70.00	80.00 - 100.00	-	60.00 - 70.00	2000.00 - 2400.00	100.00 - 120.00
Kegalle	-	-	220.00 - 250.00	-	50.00 - 80.00	100.00 - 100.00	80.00 - 100.00	40.00 - 50.00	2450.00 - 2600.00	130.00 - 140.00
Ampara	-	-	220.00 - 240.00	-	-	-	-	65.00 - 65.00	-	120.00 - 140.00
Dehiattakandiya	-	-	230.00 - 280.00	-	80.00 - 80.00	50.00 - 80.00	-	50.00 - 60.00	2400.00 - 2800.00	100.00 - 130.00
Nuwareliya	-	-	260.00 - 300.00	90.00 - 100.00	90.00 - 100.00	-	90.00 - 100.00	90.00 - 100.00	2300.00 - 2400.00	160.00 - 180.00
Kandy	-	-	260.00 - 280.00	70.00 - 80.00	60.00 - 70.00	120.00 - 130.00	120.00 - 150.00	50.00 - 60.00	2000.00 - 2500.00	130.00 - 140.00
Puttalam	-	-	200.00 - 250.00	-	-	55.00 - 65.00	-	-	2500.00 - 3000.00	120.00 - 150.00
Hambantota	-	-	210.00 - 230.00	-	70.00 - 80.00	100.00 - 120.00	-	60.00 - 80.00	2000.00 - 2200.00	100.00 - 120.00
Rathnapura	-	-	230.00 - 250.00	-	50.00 - 80.00	-	-	60.00 - 90.00	2300.00 - 2700.00	100.00 - 150.00
Matara	-	-	200.00 - 230.00	110.00 - 125.00	70.00 - 80.00	100.00 - 130.00	200.00 - 250.00	40.00 - 50.00	2000.00 - 2200.00	120.00 - 150.00
Galle	-	-	200.00 - 260.00	110.00 - 120.00	55.00 - 65.00	120.00 - 140.00	200.00 - 220.00	80.00 - 90.00	2500.00 - 2500.00	120.00 - 150.00
Tissamaharama	-	-	200.00 - 220.00	-	35.00 - 40.00	80.00 - 100.00	80.00 - 100.00	40.00 - 50.00	2000.00 - 2200.00	100.00 - 120.00
Meegoda (DEC)	-	-	180.00 - 200.00	-	66.00 - 90.00	-	-	-	2000.00 - 2400.00	100.00 - 120.00
Embilipitiya	-	-	240.00 - 260.00	-	60.00 - 80.00	50.00 - 100.00	-	25.00 - 30.00	2000.00 - 2500.00	120.00 - 140.00
Jaffna	-	-	180.00 - 200.00	140.00 - 160.00	40.00 - 50.00	-	130.00 - 160.00	-	2800.00 - 3000.00	150.00 - 160.00
Vavuniya	-	-	140.00 - 160.00	-	40.00 - 50.00	-	-	-	2000.00 - 2150.00	100.00 - 140.00
Mannar	-	-	180.00 - 200.00	-	45.00 - 50.00	-	180.00 - 200.00	-	2500.00 - 2700.00	140.00 - 150.00
Killinochchi	-	-	200.00 - 220.00	-	50.00 - 60.00	-	-	-	2400.00 - 2500.00	140.00 - 150.00
Mullaitivu	-	-	-	-	-	-	-	-	-	-
Batticaloa	-	-	240.00 - 250.00	70.00 - 75.00	75.00 - 80.00	-	190.00 - 200.00	-	2000.00 - 2100.00	140.00 - 150.00
Trincomalee	-	-	200.00 - 230.00	-	47.00 - 50.00	77.00 - 80.00	88.00 - 90.00	-	2400.00 - 2430.00	140.00 - 150.00
Veyangoda	-	-	230.00 - 300.00	100.00 - 100.00	120.00 - 120.00	80.00 - 100.00	200.00 - 200.00	50.00 - 70.00	2500.00 - 2800.00	120.00 - 150.00
Galenbindunuwewa	-	-	130.00 - 150.00	-	-	-	-	-	2500.00 - 2800.00	120.00 - 130.00
Bandarawela	-	-	-	-	-	-	-	-	-	-
Matale	-	-	200.00 - 220.00	-	80.00 - 90.00	50.00 - 60.00	-	60.00 - 70.00	2000.00 - 2200.00	120.00 - 130.00

Table 09: Selected Markets: Wholesale Price of Fresh Fish & Eggs (Rs/kg & Rs/egg)

Week 08: 16 - 22 February 2024

Locations	Sea Fish					
	Salaya	Hurulla	Balaya	Kelawalla	Thora	Paraw
Colombo	200.00 – 450.00	450.00 – 640.00	550.00 – 700.00	1200.00 – 1450.00	1800.00 – 2300.00	1300.00 – 1500.00
Kandy	350.00 – 370.00	800.00 – 850.00	800.00 – 900.00	1100.00 – 1200.00	2000.00 – 2200.00	1100.00 – 1250.00
Kaluthara	300.00 – 340.00	840.00 – 920.00	700.00 – 750.00	1200.00 – 1400.00	-	-
Puttalam	300.00 – 420.00	550.00 – 680.00	750.00 – 800.00	1000.00 – 1100.00	2200.00 – 2500.00	900.00 – 1150.00
Matara	280.00 – 340.00	700.00 – 720.00	750.00 – 800.00	1300.00 – 1400.00	-	1300.00 – 1400.00
Hambantota	350.00 – 400.00	-	850.00 – 900.00	1100.00 – 1200.00	-	-
Galle	-	-	700.00 – 700.00	900.00 – 1000.00	1700.00 – 2000.00	1000.00 – 1100.00
Batticaloa	300.00 – 400.00	800.00 – 1000.00	500.00 – 650.00	1200.00 – 1400.00	1600.00 – 1700.00	1200.00 – 1300.00
Trincomalee	380.00 – 420.00	780.00 – 820.00	1070.00 – 1100.00	1750.00 – 1800.00	1900.00 – 1960.00	1700.00 – 1730.00
Mannar	280.00 – 300.00	450.00 – 500.00	-	-	-	1000.00 – 1150.00

Locations	Sea Fish				Eggs	
	Mora	Shrimps	Thalapath	Teppeli	Brown	White
Colombo	1100.00 – 1250.00	1600.00 – 2000.00	1600.00 – 2000.00	-	59.00 – 60.00	56.00 – 58.00
Kandy	1100.00 – 1200.00	1600.00 – 1650.00	1700.00 – 1850.00	-	56.00 – 58.00	55.00 – 57.00
Kaluthara	-	-	1800.00 – 2000.00	-	-	-
Puttalam	1450.00 – 1650.00	1000.00 – 1350.00	2100.00 – 2350.00	-	55.00 – 57.00	54.00 – 56.00
Matara	-	-	1700.00 – 1800.00	-	56.00 – 58.00	55.00 – 56.00
Hambantota	-	1650.00 – 1700.00	-	-	-	58.00 – 59.00
Galle	-	-	-	-	57.50 – 58.00	56.00 – 58.00
Batticaloa	1000.00 – 1200.00	1100.00 – 1200.00	-	-	58.00 – 58.00	57.00 – 58.00
Trincomalee	1660.00 – 1690.00	1050.00 – 1100.00	-	-	59.00 – 61.00	58.00 – 59.00
Mannar	-	950.00 – 1000.00	-	-	60.00 – 61.00	58.00 – 59.00

Table 10: Selected Markets: Wholesale Price of Dried Fish (Rs/50kg)

Week 08: 16 - 22 February 2024

Locations	Local Dried Fish					
	Sprats	Kattawa	Thora	Mora	Balaya	Anguluwa
Colombo	65000 – 70000	-	-	82500 – 95000	40000 – 50000	-
Kandy	75000 – 85000	-	-	90000 – 95000	47500 – 52500	50000 – 52500
Batticaloa	45000 – 50000	100000 – 105000	-	100000 – 101500	55000 – 62500	40000 – 45000
Trincomalee	57500 – 59000	-	-	-	48000 – 49000	37500 – 39000
Mannar	47500 – 50000	82500 – 85000	-	77500 – 82500	47500 – 52500	32500 – 35000

Locations	Local Dried Fish			Imported Dried Fish		
	Maduwa	Koduwa	Salaya	Sprats	Kattawa	Thora
Colombo	65000 – 72500	-	22500 – 30000	40000 – 47500	62500 – 70000	-
Kandy	70000 – 72500	-	27500 – 28000	46000 – 50000	70000 – 72500	-
Batticaloa	40000 – 42500	-	40000 – 45000	55000 – 60000	-	-
Trincomalee	43000 – 44500	-	39500 – 41000	47000 – 48000	97000 – 97500	-
Mannar	50000 – 52500	-	37500 – 40000	47500 – 50000	-	-

Locations	Imported Dried Fish					
	Mora	Balaya	Anguluwa	Maduwa	Koduwa	Salaya
Colombo	-	-	67500 – 75000	-	-	-
Kandy	-	-	-	-	-	-
Batticaloa	-	-	-	-	-	-
Trincomalee	-	-	-	-	-	-
Mannar	-	-	-	-	-	-

Table 11: Selected Markets: Retail Price of Fresh Fish & Eggs (Rs/kg & Rs/eggs)

Week 08: 16 - 22 February 2024

LOCATIONS	Sea Fish									Eggs									
	Salaya		Hurulla		Balaya		Kelawalla		Thora		Paraw		Mora		Thalapath		Brown		White
Colombo	500.00 - 600.00	720.00 - 1000.00	1100.00 - 1800.00	1500.00 - 2600.00	2700.00 - 4000.00	1500.00 - 2600.00	-	2000.00 - 2800.00	54.00 - 56.00	51.00 - 54.00									
Gampaha	600.00 - 600.00	800.00 - 800.00	1000.00 - 1000.00	2000.00 - 2000.00	3000.00 - 3000.00	2000.00 - 2000.00	-	2600.00 - 2600.00	60.00 - 62.00	60.00 - 60.00									
Kurunegala	560.00 - 600.00	900.00 - 1000.00	1280.00 - 1400.00	1800.00 - 2000.00	-	1400.00 - 1500.00	-	2400.00 - 2400.00	64.00 - 65.00	58.00 - 60.00									
Nikaweratiya	600.00 - 600.00	900.00 - 1000.00	1000.00 - 1800.00	1800.00 - 2000.00	-	1500.00 - 2000.00	-	2400.00 - 2400.00	62.00 - 62.00	58.00 - 60.00									
Dambulla	400.00 - 450.00	900.00 - 1000.00	800.00 - 900.00	1500.00 - 1600.00	2000.00 - 2200.00	1600.00 - 1700.00	1400.00 - 1500.00	2200.00 - 2300.00	62.00 - 63.00	59.00 - 61.00									
Anuradhapura	540.00 - 600.00	1000.00 - 1100.00	900.00 - 1000.00	1900.00 - 2000.00	2400.00 - 2500.00	-	-	2300.00 - 2400.00	60.00 - 60.00	60.00 - 60.00									
Thambuththegama	500.00 - 500.00	1000.00 - 1000.00	800.00 - 1000.00	2400.00 - 2400.00	2800.00 - 3000.00	-	-	-	-	57.00 - 60.00									
Polonnaruwa	600.00 - 680.00	1000.00 - 1200.00	1100.00 - 1200.00	1800.00 - 2100.00	2200.00 - 2400.00	1400.00 - 1500.00	1500.00 - 1600.00	2000.00 - 2200.00	-	58.00 - 59.00									
Kaluthara	400.00 - 440.00	1000.00 - 1100.00	860.00 - 920.00	1900.00 - 2100.00	-	-	-	2300.00 - 2500.00	-	60.00 - 62.00									
Badulla	400.00 - 400.00	700.00 - 700.00	800.00 - 1400.00	1800.00 - 1800.00	2000.00 - 2000.00	1600.00 - 1600.00	1400.00 - 1600.00	2200.00 - 2200.00	60.00 - 62.00	58.00 - 60.00									
Keppetipola	400.00 - 420.00	800.00 - 850.00	960.00 - 980.00	1500.00 - 1550.00	-	-	1400.00 - 1450.00	1800.00 - 1900.00	62.00 - 63.00	60.00 - 61.00									
Moneragala	550.00 - 600.00	1000.00 - 1200.00	900.00 - 1000.00	1800.00 - 2000.00	2000.00 - 2200.00	-	1900.00 - 2000.00	2500.00 - 2700.00	60.00 - 60.00	60.00 - 60.00									
Kegalle	500.00 - 600.00	1000.00 - 1100.00	1400.00 - 1600.00	2000.00 - 2300.00	-	1700.00 - 1900.00	1600.00 - 1700.00	2500.00 - 2600.00	60.00 - 65.00	58.00 - 60.00									
Ampara	600.00 - 600.00	-	1600.00 - 1600.00	-	-	-	-	-	60.00 - 60.00	60.00 - 62.00									
Dehiattakandiya	500.00 - 600.00	900.00 - 900.00	1300.00 - 1400.00	1900.00 - 2000.00	2200.00 - 2200.00	-	-	-	58.00 - 60.00	56.00 - 60.00									
Nuwaraeliya	420.00 - 440.00	850.00 - 880.00	1100.00 - 1200.00	1500.00 - 1600.00	-	-	1400.00 - 1500.00	1900.00 - 2000.00	62.00 - 63.00	60.00 - 62.00									
Kandy	470.00 - 480.00	1000.00 - 1100.00	1000.00 - 1100.00	1700.00 - 1800.00	2500.00 - 2600.00	1500.00 - 1600.00	1500.00 - 1600.00	2100.00 - 2200.00	60.00 - 62.00	58.00 - 60.00									
Puttalam	350.00 - 500.00	650.00 - 800.00	800.00 - 900.00	1200.00 - 1350.00	2400.00 - 2800.00	1000.00 - 1350.00	1600.00 - 1800.00	2300.00 - 2500.00	56.00 - 58.00	53.00 - 57.00									
Hambantota	500.00 - 600.00	-	1200.00 - 1400.00	2000.00 - 2200.00	2000.00 - 2200.00	-	-	-	-	58.00 - 60.00									
Rathnapura	500.00 - 500.00	1000.00 - 1000.00	1000.00 - 1000.00	2000.00 - 2000.00	3000.00 - 3000.00	2200.00 - 2200.00	1600.00 - 1600.00	2400.00 - 2400.00	58.00 - 59.00	57.00 - 60.00									
Matara	500.00 - 550.00	950.00 - 1000.00	1200.00 - 1300.00	2000.00 - 2100.00	-	-	-	2350.00 - 2400.00	57.00 - 59.00	56.00 - 58.00									
Galle	450.00 - 500.00	1000.00 - 1100.00	1200.00 - 1400.00	2400.00 - 2400.00	2400.00 - 2600.00	1600.00 - 1800.00	-	2600.00 - 2800.00	58.00 - 60.00	50.00 - 60.00									
Tissamaharama	500.00 - 600.00	-	1200.00 - 1400.00	1800.00 - 2000.00	2000.00 - 2200.00	-	-	-	-	60.00 - 63.00									
Meegoda	460.00 - 500.00	980.00 - 1000.00	1200.00 - 1200.00	1800.00 - 1800.00	-	-	-	2900.00 - 3000.00	59.00 - 59.00	58.00 - 58.00									
Embilipitiya	500.00 - 600.00	750.00 - 800.00	1200.00 - 1300.00	2300.00 - 2400.00	2300.00 - 2400.00	1700.00 - 1800.00	-	2300.00 - 2400.00	59.00 - 60.00	56.00 - 60.00									
Jaffna	450.00 - 500.00	800.00 - 850.00	1300.00 - 1360.00	-	2450.00 - 2600.00	2000.00 - 2100.00	2450.00 - 2600.00	-	60.00 - 62.00	60.00 - 62.00									
Vavuniya	500.00 - 580.00	800.00 - 900.00	1000.00 - 1150.00	2400.00 - 2500.00	2000.00 - 2200.00	1400.00 - 1600.00	2000.00 - 2150.00	2000.00 - 2150.00	60.00 - 61.00	59.00 - 60.00									
Mannar	350.00 - 400.00	600.00 - 800.00	900.00 - 1000.00	-	-	1300.00 - 1400.00	1800.00 - 2000.00	-	62.00 - 63.00	60.00 - 61.00									
Killinochchi	400.00 - 450.00	800.00 - 860.00	1000.00 - 1100.00	-	-	1500.00 - 1600.00	-	-	60.00 - 61.00	58.00 - 59.00									
Mullaittivu	-	-	-	-	-	-	-	-	-	-									
Batticaloa	600.00 - 700.00	1200.00 - 1200.00	1200.00 - 1400.00	2000.00 - 2200.00	2400.00 - 2600.00	2000.00 - 2200.00	2000.00 - 2200.00	2000.00 - 2200.00	60.00 - 60.00	59.00 - 60.00									
Trincomalee	570.00 - 600.00	970.00 - 1000.00	1150.00 - 1200.00	2150.00 - 2200.00	2350.00 - 2400.00	2000.00 - 2150.00	1960.00 - 2000.00	-	63.00 - 65.00	60.00 - 62.00									
Veyangoda	500.00 - 500.00	800.00 - 800.00	-	2000.00 - 2000.00	-	2000.00 - 2000.00	-	2400.00 - 2400.00	57.00 - 62.00	57.00 - 60.00									
Galenbindunuwewa	500.00 - 600.00	1000.00 - 1000.00	900.00 - 1400.00	2400.00 - 2400.00	2500.00 - 2500.00	2400.00 - 2400.00	1900.00 - 1900.00	2400.00 - 2400.00	-	60.00 - 60.00									
Bandarawela	-	-	-	-	-	-	-	-	-	-									
Matale	580.00 - 600.00	1000.00 - 1100.00	1000.00 - 1200.00	2000.00 - 2100.00	2300.00 - 2500.00	1500.00 - 1600.00	1500.00 - 1600.00	2100.00 - 2200.00	60.00 - 61.00	58.00 - 59.00									

Table 12: Selected Markets: Retail Price of Dried Fish (Rs/kg)

Week 08: 16 - 22 February 2024

LOCATIONS	Dried Fish							
	Sprats-Imported	Kattawa	Thora	Mora	Balaya	Anguluwa	Salaya	
Colombo	1200.00 – 1500.00	2000.00 – 2500.00	-	2000.00 – 2600.00	1600.00 – 1800.00	2200.00 – 2400.00	1000.00 – 1100.00	
Gampaha	1200.00 – 1300.00	2000.00 – 2400.00	3200.00 – 3200.00	2200.00 – 2200.00	1400.00 – 1600.00	2000.00 – 2200.00	1000.00 – 1000.00	
Kurunegala	1100.00 – 1300.00	1800.00 – 2100.00	3000.00 – 3100.00	2100.00 – 2200.00	1200.00 – 1400.00	1600.00 – 1600.00	1000.00 – 1200.00	
Nikaweratiya	1200.00 – 1400.00	1800.00 – 2000.00	-	1800.00 – 2200.00	1200.00 – 1400.00	2000.00 – 2400.00	1000.00 – 1200.00	
Dambulla	1100.00 – 1200.00	2200.00 – 2300.00	-	2200.00 – 2300.00	2200.00 – 2400.00	1800.00 – 2000.00	-	
Anuradhapura	1200.00 – 1400.00	2000.00 – 2400.00	-	2200.00 – 2400.00	1200.00 – 1600.00	2200.00 – 2600.00	900.00 – 1000.00	
Thambuththegama	1100.00 – 1300.00	2000.00 – 2200.00	-	-	1000.00 – 1300.00	-	900.00 – 1000.00	
Polonnaruwa	1300.00 – 1400.00	1800.00 – 2000.00	2800.00 – 2800.00	2200.00 – 2300.00	1200.00 – 1300.00	1800.00 – 2000.00	-	
Kaluthara	1250.00 – 1350.00	2000.00 – 2200.00	-	2200.00 – 2400.00	1500.00 – 1600.00	2200.00 – 2400.00	1000.00 – 1100.00	
Badulla	1100.00 – 1200.00	2000.00 – 2200.00	-	1850.00 – 2200.00	1050.00 – 1600.00	-	-	
Keppetipola	1180.00 – 1280.00	2280.00 – 2300.00	-	2350.00 – 2360.00	1360.00 – 1380.00	2160.00 – 2180.00	950.00 – 1000.00	
Moneragala	1200.00 – 1300.00	2000.00 – 2100.00	-	2000.00 – 2200.00	1400.00 – 1450.00	2000.00 – 2200.00	800.00 – 900.00	
Kegalle	1150.00 – 1250.00	2000.00 – 2200.00	-	2000.00 – 2100.00	1100.00 – 1300.00	-	-	
Ampara	1150.00 – 1300.00	1800.00 – 2300.00	-	2200.00 – 2300.00	1260.00 – 1600.00	-	-	
Dehiattakandiya	1000.00 – 1200.00	2400.00 – 2400.00	-	2200.00 – 2400.00	1400.00 – 1600.00	-	-	
Nuwaraeliya	1280.00 – 1350.00	2350.00 – 2400.00	-	2260.00 – 2320.00	1450.00 – 1460.00	2160.00 – 2180.00	960.00 – 1000.00	
Kandy	1100.00 – 1300.00	2000.00 – 2400.00	-	2300.00 – 2400.00	1500.00 – 1600.00	2000.00 – 2100.00	1000.00 – 1100.00	
Puttalam	1000.00 – 1100.00	1800.00 – 2000.00	2000.00 – 2300.00	1800.00 – 2200.00	1000.00 – 1350.00	1800.00 – 1800.00	850.00 – 1000.00	
Hambantota	1200.00 – 1250.00	1900.00 – 2100.00	-	-	1100.00 – 1300.00	2000.00 – 2100.00	-	
Rathnapura	1040.00 – 1360.00	2160.00 – 2400.00	-	1800.00 – 2100.00	1240.00 – 1400.00	2000.00 – 2200.00	890.00 – 900.00	
Matara	1200.00 – 1300.00	2000.00 – 2100.00	-	1900.00 – 2000.00	1300.00 – 1500.00	2000.00 – 2000.00	-	
Galle	1100.00 – 1400.00	1800.00 – 2000.00	-	1900.00 – 2200.00	1250.00 – 1600.00	1900.00 – 2250.00	900.00 – 1000.00	
Tissamaharama	1100.00 – 1400.00	2000.00 – 2000.00	-	1800.00 – 2000.00	1400.00 – 1700.00	2150.00 – 2150.00	1100.00 – 1200.00	
Meegoda	1000.00 – 1100.00	1800.00 – 2200.00	-	1800.00 – 2000.00	1000.00 – 1000.00	1600.00 – 2200.00	1000.00 – 1000.00	
Embilipitiya	1100.00 – 1300.00	2000.00 – 2500.00	-	2200.00 – 2400.00	1400.00 – 1600.00	2100.00 – 2400.00	800.00 – 1000.00	
Jaffna	1000.00 – 1200.00	1800.00 – 2000.00	3100.00 – 3250.00	2150.00 – 2300.00	1280.00 – 1350.00	-	-	
Vavuniya	1200.00 – 1300.00	1800.00 – 2000.00	-	1800.00 – 1900.00	1000.00 – 1080.00	-	800.00 – 900.00	
Mannar	1050.00 – 1200.00	1800.00 – 1900.00	-	1700.00 – 1800.00	1100.00 – 1200.00	-	850.00 – 950.00	
Killinochchi	1100.00 – 1200.00	2400.00 – 2500.00	-	1700.00 – 1800.00	1150.00 – 1250.00	-	900.00 – 1000.00	
Mullaittivu	-	-	-	-	-	-	-	
Batticaloa	1100.00 – 1200.00	2200.00 – 2350.00	-	2200.00 – 2200.00	1300.00 – 1400.00	-	1100.00 – 1200.00	
Trincomalee	1300.00 – 1350.00	2230.00 – 2260.00	-	-	1250.00 – 1300.00	-	1050.00 – 1100.00	
Veyangoda	1000.00 – 1200.00	1800.00 – 2000.00	-	1900.00 – 2000.00	1200.00 – 1400.00	2000.00 – 2000.00	800.00 – 1040.00	
Galenbindunuwewa	1100.00 – 1200.00	2000.00 – 2200.00	-	2000.00 – 2400.00	1200.00 – 1600.00	2200.00 – 2400.00	800.00 – 1000.00	
Bandarawela	-	-	-	-	-	-	-	
Matale	1100.00 – 1300.00	2300.00 – 2400.00	-	2200.00 – 2300.00	1500.00 – 1600.00	1800.00 – 2000.00	-	

Table 13: Selected Markets: Retail Price of Meat (Rs/kg)

Week 08: 16 - 22 February 2024

LOCATIONS	Meat	Meat (Chicken)		Meat	
	Beef	Broiler	Curry	Mutton	Pork
Colombo	2200.00 - 2500.00	1250.00 - 1410.00	1000.00 - 1400.00	3200.00 - 3400.00	1250.00 - 1300.00
Gampaha	2200.00 - 2200.00	1180.00 - 1200.00	-	3300.00 - 3300.00	1200.00 - 1200.00
Kurunegala	2000.00 - 2100.00	1100.00 - 1200.00	1100.00 - 1100.00	3000.00 - 3200.00	1300.00 - 1400.00
Nikaweratiya	2000.00 - 2200.00	1100.00 - 1200.00	-	-	-
Dambulla	-	1200.00 - 1280.00	-	-	1400.00 - 1500.00
Anuradhapura	2000.00 - 2000.00	1150.00 - 1250.00	-	3400.00 - 3500.00	1300.00 - 1500.00
Thambuththegama	2000.00 - 2200.00	1000.00 - 1180.00	1000.00 - 1150.00	-	1450.00 - 1500.00
Polonnaruwa	1800.00 - 1800.00	1100.00 - 1150.00	1200.00 - 1250.00	3000.00 - 3000.00	1800.00 - 1800.00
Kaluthara	2100.00 - 2200.00	1200.00 - 1280.00	-	-	1280.00 - 1320.00
Badulla	2100.00 - 2100.00	1300.00 - 1350.00	1600.00 - 1600.00	2900.00 - 2900.00	-
Keppetipola	2100.00 - 2200.00	1100.00 - 1200.00	1380.00 - 1420.00	3000.00 - 3100.00	-
Moneragala	-	1200.00 - 1300.00	-	2800.00 - 3000.00	1450.00 - 1550.00
Kegalle	2200.00 - 2200.00	1180.00 - 1290.00	-	3000.00 - 3000.00	1500.00 - 1700.00
Ampara	2200.00 - 2200.00	1050.00 - 1050.00	1050.00 - 1150.00	-	1400.00 - 1650.00
Dehiattakandiya	-	1180.00 - 1200.00	-	-	1230.00 - 1500.00
Nuwaraeliya	2200.00 - 2300.00	1200.00 - 1250.00	-	3200.00 - 3300.00	1450.00 - 1500.00
Kandy	2200.00 - 2200.00	1160.00 - 1180.00	1300.00 - 1350.00	3000.00 - 3100.00	1450.00 - 1500.00
Puttalam	2000.00 - 2200.00	1160.00 - 1250.00	-	3200.00 - 3200.00	-
Hambantota	-	1150.00 - 1200.00	-	-	-
Rathnapura	2200.00 - 2200.00	1120.00 - 1300.00	1200.00 - 1350.00	3200.00 - 3200.00	1200.00 - 1200.00
Matara	-	1180.00 - 1200.00	-	-	-
Galle	2200.00 - 2200.00	1180.00 - 1200.00	-	3200.00 - 3200.00	-
Tissamaharama	-	1150.00 - 1250.00	-	-	1450.00 - 1600.00
Meegoda	-	1150.00 - 1220.00	1350.00 - 1450.00	3300.00 - 3300.00	1350.00 - 1350.00
Embilipitiya	2150.00 - 2200.00	1000.00 - 1200.00	1200.00 - 1300.00	2900.00 - 3000.00	1400.00 - 1600.00
Jaffna	2000.00 - 2100.00	1150.00 - 1200.00	1450.00 - 1550.00	3450.00 - 3600.00	-
Vavuniya	2000.00 - 2150.00	1300.00 - 1350.00	1500.00 - 1580.00	2900.00 - 2950.00	-
Mannar	1800.00 - 1900.00	1280.00 - 1320.00	1550.00 - 1650.00	-	-
Killinochchi	1950.00 - 2000.00	1300.00 - 1350.00	1550.00 - 1600.00	3300.00 - 3500.00	-
Mullaittivu	-	-	-	-	-
Batticaloa	1900.00 - 2000.00	1180.00 - 1200.00	1500.00 - 1600.00	3300.00 - 3400.00	-
Trincomalee	1970.00 - 2000.00	1150.00 - 1220.00	1620.00 - 1650.00	3500.00 - 3550.00	-
Veyangoda	2200.00 - 2200.00	1150.00 - 1150.00	-	3000.00 - 3000.00	1300.00 - 1300.00
Galenbindunuwewa	1900.00 - 2000.00	1140.00 - 1150.00	1500.00 - 1500.00	-	1300.00 - 1500.00
Bandarawela	-	-	-	-	-
Matale	2000.00 - 2200.00	1200.00 - 1250.00	1300.00 - 1400.00	2900.00 - 3000.00	1500.00 - 1600.00

Table 14: Colombo: Wholesale Prices (Rs/kg or Rs/piece)

Week 08: 16 - 22 February 2024

COMMODITY	Range	Average Price			Change Compared to		COMMODITY	Range	Average Price			Change Compared to		
		This Week	Last Week	Last Year	Last Week (%)	Last Year (%)			This Week	Last Week	Last Year	Last Week (%)	Last Year (%)	
Rice							Coconut							
Local							Large						95.00 - 105.00	
Samba 1	235.00 - 240.00	236.00	234.75	214.55	0.53	10.00	Small						80.00 - 85.00	
Samba 2	228.00 - 230.00	229.50	227.25	206.80	0.99	10.98								
Keeri Samba	320.00 - 330.00	325.00	316.43	223.50	2.71	45.41	Fruits (Rs/fruit)							
Nadu 1	195.00 - 205.00	199.00	211.25	204.73	-5.80	-2.80	Plantain							
Nadu 2	190.00 - 195.00	190.89	206.00	197.50	-7.34	-3.35	Ambul (Rs/kg)						80.00 - 120.00	
Raw (Red)	165.00 - 180.00	172.50	180.63	198.30	-4.50	-13.01	Kolikuttu (Rs/kg)						200.00 - 250.00	
Raw (White)	185.00 - 200.00	192.22	201.67	194.50	-4.68	-1.17	Seeni (Rs/kg)						80.00 - 130.00	
Imported							Anamalu						25.00 - 30.00	
Samba	250.00 - 260.00	255.00	#DIV/0!	209.20	#DIV/0!	21.89	Ambun						28.00 - 34.00	
Nadu				176.80			Papaw(Rs/kg)						140.00 - 180.00	
Raw (Red)							Passion Fruit						80.00 - 100.00	
Raw (White)				169.30			Pineapple Large						670.00 - 780.00	
Dried Chillies							Pineapple Medium						520.00 - 600.00	
Imported	800.00 - 950.00	875.00	1047.14	1392.00	-16.44	-37.14	Pineapple Small						400.00 - 480.00	
Onion							Mango							
Sinnan							Betti						14.44	
Vedalan							Karthakolomban						70.00	
Imported	200.00 - 250.00	222.50	450.00	591.50	-50.56	-62.38	Vilad							
Big Onion							Kohu							
Imported	320.00 - 390.00	352.50	430.00	162.50	-18.02	116.92	Other							
Local							Wood Apple						65.00 - 75.00	
Potato							Orange						35.00 - 45.00	
Welimada							Avocado						280.00 - 320.00	
N'Eliya	300.00 - 310.00	305.00	340.00	420.00	-10.29	-27.38	Slime Apple						17.00 - 20.00	
Imported	110.00 - 190.00	149.38	168.13	165.30	-11.16	-9.63	Grapes (Imp., Rs/kg)						1800.00 - 2000.00	
Pulses							King Coconut						110.00 - 130.00	
Green Gram	950.00 - 1100.00	1035.71	911.67	1165.00	13.61	-11.10	Sea Fish							
Cowpea (White)	800.00 - 950.00	846.67	1100.00	1300.63	-23.03	-34.90	Salaya						200.00 - 450.00	
Cowpea (Red)	750.00 - 800.00	776.67	1150.00	1330.00	-32.46	-41.60	Hurulla						450.00 - 640.00	
Red Dhal	290.00 - 300.00	293.33	299.00	357.80	-1.90	-18.02	Balaya						550.00 - 700.00	
Vegetable							Kelawalla						1200.00 - 1450.00	
Beans (Butter)							Thora						1800.00 - 2300.00	
Beans(Green)	400.00 - 550.00	487.00	475.00	600.00	2.53	-18.83	Paraw						1300.00 - 1500.00	
Carrot	400.00 - 450.00	426.00	417.00	232.00	2.16	83.62	Mora						1100.00 - 1250.00	
Leeks	250.00 - 300.00	284.00	220.00	274.00	29.09	3.65	Shrimps						1600.00 - 2000.00	
Beetroot	300.00 - 350.00	325.00	398.33	377.50	-18.41	-13.91	Thalpath						1600.00 - 2000.00	
Knolkhol	200.00 - 300.00	250.00	222.00	232.00	12.61	7.76	Eggs							
Raddish	80.00 - 120.00	99.00	151.00	106.00	-34.44	-6.60	Brown						59.00 - 60.00	
Cabbage	350.00 - 400.00	376.00	370.00	123.00	1.62	205.69	White						56.00 - 58.00	
Tomato	700.00 - 850.00	772.00	474.00	175.00	62.87	341.14	Dried Fish							
Ladies Fingers	180.00 - 200.00	188.00	135.00	135.00	39.26	39.26	Sprats						1300.00 - 1400.00	
Brinjal	120.00 - 200.00	155.00	548.00	208.00	-71.72	-25.48	Sprats (Imported)						800.00 - 950.00	
Capsicum	650.00 - 800.00	713.00	448.00	665.00	59.15	7.22	Kattawa							
Pumpkin	230.00 - 280.00	252.00	154.00	130.00	63.64	93.85	Kattawa (Imported)						1250.00 - 1400.00	
Cucumber	80.00 - 120.00	99.00	112.00	72.00	-11.61	37.50	Thora							
Bitter Gourd	300.00 - 350.00	326.00	347.00	304.00	-6.05	7.24	Thora (Imported)							
Snake Gourd	220.00 - 280.00	236.00	208.00	227.00	13.46	3.96	Mora						1650.00 - 1900.00	
Drumstick							Mora (Imported)							
Luffa	250.00 - 280.00	265.00	344.00	216.00	-22.97	22.69	Balaya						800.00 - 1000.00	
Long Beans	150.00 - 250.00	200.00	147.00	280.00	36.05	-28.57	Balaya (Imported)							
Ash Plantain	250.00 - 300.00	282.00	282.00	217.00	0.00	29.95	Anguluwa							
Green Chillies	500.00 - 650.00	587.00	1075.00	305.00	-45.40	92.46	Anguluwa (Imported)						1350.00 - 1500.00	
Lime	120.00 - 150.00	132.00	295.00	116.00	-55.25	13.79	Maduwa						1300.00 - 1450.00	
Root Crops							Maduwa (Imported)							
Sweet Potato	130.00 - 160.00	147.00	88.00	136.00	67.05	8.09	Koduwa							
Manioc	100.00 - 120.00	108.00	90.00	146.00	20.00	-26.03	Koduwa (Imported)							
Leafy Vegetable							Salaya						450.00 - 600.00	
Mukunuwenna	38.00 - 50.00	43.25	50.00	58.00	-13.50	-25.43	Salaya (Imported)							
Kankun	38.00 - 50.00	43.25	50.00	58.00	-13.50	-25.43								
Gotukola (Rs/kg)	280.00 - 320.00	297.50	290.00	244.00	2.59	21.93								

This Week: Week 08: 16 - 22 February 2024
 Last Week: Week 07: 09 - 15 February 2024

Table 15: Colombo &Suburbs: Retail Prices (Rs/kg or Rs/piece)

Week 08: 16 - 22 February 2024

COMMODITY	Range	Average Price			Change Compared to		COMMODITY	Range	Average Price			Change Compared to	
		This Week	Last Week	Last Year	Last Week	Last Year (%)			This Week	Last Week	Last Year	Last Week	Last Year (%)
Rice							Coconut						
Local							Large						
Samba 1	230.00 - 260.00	253.60	252.14	228.33	1.46	11.07	105.00 - 120.00	116.25	120.32	111.04	-4.07	4.69	
Samba 2	-	-	-	218.33	-	-	Small	85.00 - 100.00	92.50	96.33	89.95	-3.83	2.83
Keeri Samba	-	#DIV/0!	#DIV/0!	256.00	#DIV/0!	#DIV/0!	Fruits (Rs/fruit)						
Nadu 1	220.00 - 230.00	224.55	224.25	221.21	0.30	1.51	Plantain						
Nadu 2	220.00 - 220.00	220.00	-	214.81	-	-	Ambul (Rs/kg)	200.00 - 300.00	246.96	226.25	267.78	20.71	-7.78
Raw (Red)	190.00 - 220.00	205.79	206.19	215.88	-0.40	-4.67	Kolikuttu (Rs/kg)	450.00 - 550.00	501.76	489.17	520.27	12.59	-3.56
Raw (White)	210.00 - 220.00	215.50	215.24	210.91	0.26	2.18	Seeni (Rs/kg)	150.00 - 280.00	225.45	221.30	222.16	4.15	1.48
Imported							Anamalu						
Samba	-	#DIV/0!	#DIV/0!	220.31	#DIV/0!	#DIV/0!	Ambun	30.00 - 42.00	34.88	38.13	28.15	-3.26	23.89
Nadu	-	-	-	197.07	-	-	Papaw(Rs/kg)	35.00 - 56.00	47.19	49.96	34.60	-2.77	36.39
Raw (Red)	-	-	-	-	-	-	Passion Fruit	180.00 - 350.00	248.50	229.17	297.50	19.33	-16.47
Raw (White)	-	-	-	189.09	-	-	Pineapple Large	65.00 - 100.00	80.00	64.71	45.77	15.29	74.79
Dried Chillies							Pineapple Medium						
Imported	1100.00 - 1300.00	1250.00	1313.64	1791.67	-63.64	-30.23	Pineapple Small	480.00 - 650.00	550.77	524.77	638.67	26.00	-13.76
Onion							Mango						
Sinnan	-	-	-	-	-	-	Betti	-	-	-	-	-	-
Vedalan	-	-	-	-	-	-	Karthakolomban	66.00 - 200.00	-	-	144.19	-	-
Imported	480.00 - 600.00	512.22	594.62	730.30	-82.40	-29.86	Vilad	-	-	-	84.00	-	-
Big Onion							Kohu						
Imported	420.00 - 480.00	456.50	510.00	203.94	-53.50	123.84	Other						
Local							Wood Apple						
Potato							Orange						
Welimada	-	-	-	-	-	-	40.00 - 120.00	72.00	62.05	72.79	9.95	-1.09	
N'Eliya	400.00 - 440.00	417.50	415.63	458.00	1.87	-8.84	180.00 - 250.00	206.00	206.36	110.45	-0.36	86.51	
Imported	180.00 - 220.00	197.65	212.50	198.75	-14.85	-0.55	260.00 - 300.00	-	-	170.00	-	-	
Pulses							Avocado						
Green Gram	1000.00 - 1400.00	1169.47	1163.04	1292.50	6.43	-9.52	50.00 - 120.00	80.83	82.47	87.59	-1.64	-7.71	
Cowpea (White)	1200.00 - 1400.00	1307.14	1255.00	1375.00	52.14	-4.94	1500.00 - 2500.00	2053.85	2064.71	2123.81	-10.86	-3.29	
Cowpea (Red)	1200.00 - 1400.00	1300.00	1263.64	1374.00	36.36	-5.39	King Coconut	100.00 - 150.00	131.11	143.18	140.48	-12.07	-6.67
Red Dhal	320.00 - 360.00	339.50	340.80	381.71	-1.30	-11.06	Sea Fish						
Vegetable							Salaya						
Beans (Butter)	-	-	-	-	-	-	500.00 - 600.00	579.33	564.76	602.31	14.57	-3.81	
Beans(Green)	460.00 - 800.00	678.70	668.97	699.63	9.73	-2.99	720.00 - 1000.00	868.33	928.46	883.20	-60.13	-1.68	
Carrot	700.00 - 1000.00	807.50	598.46	354.07	209.04	128.06	Hurulla	1100.00 - 1800.00	1337.50	1508.33	1488.33	-170.83	-10.13
Leeks	380.00 - 700.00	531.82	388.85	438.85	142.97	21.18	Balaya	1500.00 - 2600.00	2134.62	2139.47	2350.00	-4.85	-9.17
Beetroot	550.00 - 900.00	743.75	637.60	553.60	106.15	34.35	Kelawalla	1500.00 - 2600.00	2134.62	2139.47	2350.00	-4.85	-9.17
Knolkhol	350.00 - 600.00	492.31	435.79	351.50	56.52	40.06	Thora	2700.00 - 4000.00	3258.33	3453.33	3272.22	-195.00	-0.42
Raddish	220.00 - 400.00	317.92	312.86	204.81	5.06	55.23	Paraw	1500.00 - 2600.00	2080.00	2282.50	2203.75	-202.50	-5.62
Cabbage	550.00 - 800.00	700.42	550.00	239.31	150.42	192.68	Mora	-	-	-	-	-	-
Tomato	480.00 - 1000.00	745.24	643.08	255.56	102.16	191.61	Shrimps	2000.00 - 2100.00	2007.14	2086.11	1811.20	-78.97	10.82
Ladies Fingers	250.00 - 420.00	348.26	343.10	242.14	5.16	43.83	Thalpath	2000.00 - 2800.00	2717.65	2770.45	2780.77	-52.80	-2.27
Brinjal	500.00 - 900.00	689.52	765.17	444.81	-75.65	55.02	Eggs						
Capsicum	650.00 - 1000.00	822.92	774.07	932.00	48.85	-11.70	Brown	54.00 - 56.00	55.29	57.88	63.00	-2.59	-12.23
Pumpkin	180.00 - 340.00	278.40	274.44	229.63	3.96	21.24	White	51.00 - 54.00	52.35	55.11	61.79	-2.76	-15.27
Cucumber	140.00 - 320.00	229.57	253.08	191.43	-23.51	19.92	Dried Fish						
Bitter Gourd	350.00 - 700.00	543.48	567.14	471.15	-23.66	15.35	Sprats	1800.00 - 2400.00	2035.29	1945.83	1739.29	89.46	17.02
Snake Gourd	250.00 - 480.00	394.78	399.20	400.00	-4.42	-1.30	Sprats (Imported)	1200.00 - 1500.00	1433.33	1463.64	1328.00	-30.31	7.93
Drumstick	-	-	-	-	-	-	Kattawa	2000.00 - 2500.00	2336.84	2325.00	2482.61	11.84	-5.87
Luffa	300.00 - 600.00	506.67	515.00	368.00	-8.33	37.68	Thora	-	-	-	-	-	-
Long Beans	240.00 - 520.00	349.52	361.43	406.40	-11.91	-14.00	Mora	2000.00 - 2600.00	2417.65	2405.00	2454.17	12.65	-1.49
Ash Plantain	320.00 - 500.00	384.58	388.46	311.54	-3.88	23.45	Balaya	1600.00 - 1800.00	1705.26	1704.55	1469.23	0.71	16.07
Green Chillies	1200.00 - 2400.00	1780.43	1600.00	530.36	180.43	235.70	Anguluwa	2200.00 - 2400.00	2342.86	2430.77	2500.00	-87.91	-6.29
Lime	300.00 - 1000.00	671.30	661.85	304.62	9.45	120.37	Maduwa	-	-	-	-	-	-
Root Crops							Koduwa						
Sweet Potato	150.00 - 320.00	253.91	240.74	238.46	13.17	6.48	Salaya	1000.00 - 1100.00	1046.15	1150.00	1310.71	-103.85	-20.18
Manioc	150.00 - 240.00	203.50	211.72	215.36	-8.22	-5.51	Meat						
Leafy Vegetable							Beef (without Bones)						
Mukunuwenna	60.00 - 100.00	78.18	73.33	81.50	4.85	-4.07	2200.00 - 2500.00	2450.00	2383.33	2000.00	66.67	22.50	
Kankun	60.00 - 100.00	77.73	73.33	81.50	4.40	-4.63	1250.00 - 1410.00	1338.89	1335.56	1249.00	3.33	7.20	
Gotukola	100.00 - 120.00	101.82	101.33	125.00	0.49	-18.55	1000.00 - 1400.00	1208.89	1312.50	1578.57	-103.61	-23.42	
							Chicken (Broiler)						
							Chicken (Curry)						
							Mutton						
							Pork						

This Week: Week 08: 16 - 22 February 2024
Last Week: Week 07: 09 - 15 February 2024

Table 16: Farmgate/Producer Prices of Food Commodities in Selected Producing Areas (Rs/kg)

Week 08: 16 - 22 February 2024

COMMODITY	Range	Average Price	COMMODITY	Range	Average Price	COMMODITY	Range	Average Price
<u>Paddy</u>			<u>Vegetable (Up Country)</u>			<u>Snake Gourd</u>		
Short Grain			Beans			Dambulla	162.50 - 177.50	171.50
A'pura	105.00 - 120.00	111.00	Dambulla	450.00 - 490.00	472.00	Hambantota	180.00 - 230.00	208.00
P'narawa	109.00 - 128.00	118.17	Welimada	440.00 - 460.00	452.00	Embilipitiya	180.00 - 200.00	194.00
Kalawewa	100.00 - 115.00	105.29	Badulla	-	-	Matara	-	-
Kurunegala	105.00 - 120.00	112.80	Carrot			A'pura	200.00 - 220.00	208.00
Dehiattakandiya	120.00 - 125.00	122.67	N'Eliya	350.00 - 360.00	356.00	Luffa		
Nikaweratiya	100.00 - 118.00	108.57	Welimada	240.00 - 260.00	252.00	Dambulla	190.00 - 210.00	198.00
Ampara	115.00 - 115.00	115.00	Hanguranketha	380.00 - 450.00	428.00	Hambantota	250.00 - 270.00	257.50
Long Grain (White)			Leeks			Embilipitiya	260.00 - 290.00	276.00
A'pura	90.00 - 105.00	96.00	N'Eliya	270.00 - 280.00	276.00	Matara	-	-
P'narawa	93.00 - 110.00	102.50	Welimada	180.00 - 210.00	196.00	A'pura	220.00 - 240.00	228.00
Kalawewa	90.00 - 105.00	95.50	Beetroot			Green Chillies		
Kurunegala	90.00 - 110.00	101.20	N'Eliya	140.00 - 150.00	144.00	Dambulla	450.00 - 550.00	500.00
Dehiattakandiya	107.00 - 112.50	109.83	Dambulla	-	-	Hambantota	-	-
Embilipitiya	-	-	Kurunegala	-	-	Embilipitiya	550.00 - 600.00	578.00
Nikaweratiya	90.00 - 110.00	99.71	Welimada	150.00 - 180.00	168.00	Puttalam	450.00 - 550.00	487.50
Hambantota	-	-	Hanguranketha	180.00 - 210.00	196.00	A'pura	650.00 - 700.00	670.00
Ampara	100.00 - 107.00	104.00	Knol Khol			Pumpkin		
Long Grain (Red)			N'Eliya	230.00 - 240.00	236.00	Dambulla	220.00 - 240.00	229.00
Matara	85.00 - 95.00	91.25	Welimada	150.00 - 180.00	168.00	Hambantota	200.00 - 240.00	224.00
Hambantota	95.00 - 100.00	97.00	Hanguranketha	200.00 - 230.00	217.00	Embilipitiya	230.00 - 250.00	242.50
Embilipitiya	95.00 - 97.00	95.80	Raddish			Matara	200.00 - 230.00	215.00
Keeri Samba			N'Eliya	45.00 - 55.00	48.00	A'pura	220.00 - 240.00	228.00
A'pura	120.00 - 140.00	128.00	Welimada	25.00 - 35.00	29.00	Moneragala	180.00 - 200.00	188.00
P'narawa	130.00 - 148.00	138.92	Hambantota	-	-	Cucumber		
Kalawewa	115.00 - 140.00	125.00	Hanguranketha	50.00 - 60.00	54.40	A'pura	60.00 - 70.00	64.00
Kurunegala	120.00 - 145.00	135.00	Cabbage			Dambulla	57.00 - 70.00	62.80
Dehiattakandiya	145.00 - 151.00	148.00	N'Eliya	360.00 - 380.00	371.00	Hambantota	50.00 - 60.00	55.00
Red Onion			Welimada	300.00 - 330.00	314.00	Matara	50.00 - 55.00	51.67
Puttalam	180.00 - 220.00	204.00	Badulla	-	-	Long Beans		
Jaffna	220.00 - 250.00	234.00	Hanguranketha	290.00 - 320.00	308.00	Dambulla	120.00 - 140.00	129.00
Big Onion			Tomato			Hambantota	120.00 - 150.00	135.00
Dambulla	-	-	Welimada	650.00 - 700.00	672.50	Embilipitiya	200.00 - 220.00	210.00
Kalawewa	-	-	Hambantota	-	-	Matara	170.00 - 190.00	177.50
A'pura	-	-	Dambulla	680.00 - 730.00	704.00	A'pura	180.00 - 200.00	188.00
Potato			Hanguranketha	500.00 - 550.00	523.33	Ash Plantain		
N'Eliya	270.00 - 290.00	280.00	Vegetable (Low Country)			Hambantota	-	-
Badulla	-	-	Ladies Fingers			Embilipitiya	140.00 - 160.00	152.00
Welimada	230.00 - 245.00	236.00	A'pura	220.00 - 240.00	228.00	Matara	155.00 - 170.00	161.25
Pulses			Dambulla	210.00 - 230.00	220.00	Lime		
Green Gram			Hambantota	170.00 - 190.00	182.00	Hambantota	-	-
Hambantota	-	-	Embilipitiya	150.00 - 170.00	158.00	Embilipitiya	100.00 - 120.00	110.00
Moneragala	750.00 - 800.00	770.00	Matara	170.00 - 200.00	185.00	Moneragala	100.00 - 120.00	108.00
Embilipitiya	1020.00 - 1050.00	1036.67	Brinjal			Fruits (Rs/kg)		
Nikaweratiya	750.00 - 800.00	781.25	A'pura	100.00 - 120.00	108.00	Banana		
A'pura	800.00 - 850.00	825.00	Dambulla	130.00 - 145.00	138.00	Ambul		
Cowpea			Hambantota	-	-	Moneragala	80.00 - 90.00	84.00
Hambantota	-	-	Embilipitiya	90.00 - 120.00	104.00	Embilipitiya	50.00 - 70.00	58.33
Nikaweratiya	550.00 - 650.00	600.00	Matara	100.00 - 120.00	112.50	Hambantota	90.00 - 120.00	105.00
Moneragala	600.00 - 650.00	620.00	Welimada	120.00 - 140.00	126.00	Kolikuttu		
Embilipitiya	550.00 - 560.00	555.00	Capsicum			Moneragala	240.00 - 260.00	248.00
Maize			Badulla	600.00 - 750.00	670.00	Embilipitiya	170.00 - 200.00	184.00
A'pura	110.00 - 120.00	115.00	Welimada	460.00 - 500.00	488.00	Hambantota	-	-
Kalawewa	90.00 - 125.00	105.00	Bitter Gourd			Papaw		
Gingelly			A'pura	340.00 - 360.00	348.00	Moneragala	100.00 - 130.00	112.00
A'pura	600.00 - 700.00	650.00	Dambulla	310.00 - 330.00	320.00	Embilipitiya	150.00 - 170.00	158.00
Kalawewa	-	-	Hambantota	-	-	Hambantota	120.00 - 130.00	125.00
Black Gram			Embilipitiya	340.00 - 420.00	390.00	Pineapple		
A'pura	600.00 - 650.00	625.00	Matara	350.00 - 380.00	365.00	Divulapitiya	-	-
Kalawewa	-	-						

Annex 01 - Colombo Markets: Retail Prices of Rice and Subsidiary Food Crops (Rs/kg)

Week 08: 16 - 22 February 2024

28

CROP	PELIYAGODA	MAHARAGAMA	KIRULAPONE	NUGEGODA	NARAHENPITA	DEMATAGODA	THOTALANGA	KADAWATHA	KIRIBATHGODA
<u>Rice</u>									
Local									
Samba 1	250.00 - 270.00	230.00 - 270.00	230.00 - 270.00	230.00 - 260.00	250.00 - 270.00	230.00 - 270.00	250.00 - 260.00	230.00 - 260.00	230.00 - 260.00
Samba 2	-	-	-	-	-	-	-	-	-
Keeri Samba	360.00 - 380.00	380.00 - 380.00	380.00 - 380.00	380.00 - 380.00	380.00 - 380.00	380.00 - 380.00	360.00 - 390.00	360.00 - 390.00	380.00 - 380.00
Nadu 1	220.00 - 230.00	220.00 - 230.00	220.00 - 230.00	220.00 - 230.00	220.00 - 230.00	220.00 - 230.00	220.00 - 230.00	220.00 - 230.00	220.00 - 230.00
Nadu 2	-	-	-	-	-	-	-	-	-
Raw (Red)	200.00 - 210.00	190.00 - 200.00	190.00 - 200.00	200.00 - 210.00	200.00 - 210.00	210.00 - 210.00	200.00 - 210.00	210.00 - 210.00	210.00 - 210.00
Raw (White)	210.00 - 220.00	210.00 - 220.00	210.00 - 220.00	210.00 - 220.00	220.00 - 220.00	220.00 - 220.00	210.00 - 220.00	210.00 - 220.00	210.00 - 220.00
Imported									
Samba	280.00 - 300.00	300.00 - 300.00	300.00 - 300.00	300.00 - 300.00	300.00 - 300.00	300.00 - 300.00	290.00 - 300.00	300.00 - 300.00	300.00 - 300.00
Nadu	-	-	-	-	-	-	-	-	-
Raw (Red)	-	-	-	-	-	-	-	-	-
Raw (White)	-	-	-	-	-	-	-	-	-
<u>Dried Chillies</u>									
Imported	1050.00 - 1200.00	1200.00 - 1300.00	1300.00 - 1300.00	1300.00 - 1300.00	1300.00 - 1300.00	1200.00 - 1300.00	1200.00 - 1300.00	1300.00 - 1300.00	1300.00 - 1300.00
<u>Red Onion</u>									
Sinnan	-	-	-	-	-	-	-	-	-
Vedalan	-	-	-	-	-	-	-	-	-
Imported	350.00 - 360.00	400.00 - 400.00	400.00 - 400.00	320.00 - 360.00	350.00 - 360.00	360.00 - 380.00	380.00 - 400.00	380.00 - 400.00	380.00 - 400.00
<u>Big Onion</u>									
Imported	380.00 - 420.00	400.00 - 440.00	400.00 - 440.00	400.00 - 440.00	440.00 - 460.00	440.00 - 460.00	460.00 - 500.00	460.00 - 500.00	450.00 - 500.00
Local	-	-	-	-	-	-	-	-	-
<u>Potato</u>									
Welimada	-	-	-	-	-	-	-	-	-
N'Eliya	380.00 - 380.00	400.00 - 400.00	380.00 - 400.00	380.00 - 400.00	440.00 - 440.00	430.00 - 430.00	400.00 - 440.00	380.00 - 400.00	400.00 - 440.00
Imported	180.00 - 200.00	200.00 - 200.00	200.00 - 200.00	180.00 - 180.00	180.00 - 200.00	200.00 - 200.00	200.00 - 220.00	200.00 - 220.00	200.00 - 220.00
<u>Pulses</u>									
Green Gram	1300.00 - 1400.00	1300.00 - 1400.00	1300.00 - 1400.00	1300.00 - 1400.00	1200.00 - 1300.00	1200.00 - 1300.00	1200.00 - 1300.00	1200.00 - 1200.00	1200.00 - 1200.00
Cowpea (White)	1200.00 - 1200.00	1300.00 - 1300.00	1200.00 - 1300.00	1300.00 - 1300.00	1200.00 - 1300.00	1200.00 - 1200.00	1200.00 - 1200.00	1200.00 - 1200.00	1200.00 - 1200.00
Cowpea (Red)	1200.00 - 1200.00	-	1200.00 - 1300.00	1300.00 - 1300.00	-	1200.00 - 1200.00	1200.00 - 1200.00	1200.00 - 1200.00	1200.00 - 1200.00
Red Dhal	320.00 - 320.00	340.00 - 360.00	300.00 - 340.00	340.00 - 360.00	330.00 - 360.00	330.00 - 360.00	320.00 - 340.00	320.00 - 340.00	360.00 - 360.00

Annex 02 - Colombo Markets: Retail Prices of Vegetables (Rs/kg) and Coconut (Rs/nut)

Week 08: 16 - 22 February 2024

29

CROP	PELIYAGODA	MAHARAGAMA	KIRULAPONE	NUGEGODA	NARAHENPITA	DEMATAGODA	THOTALANGA	KADAWATHA	KIRIBATHGODA
<i>Vegetable</i>									
Beans	540.00 - 660.00	800.00 - 820.00	600.00 - 720.00	750.00 - 820.00	600.00 - 660.00	760.00 - 800.00	550.00 - 600.00	600.00 - 620.00	600.00 - 620.00
Carrot	450.00 - 480.00	720.00 - 750.00	600.00 - 640.00	600.00 - 650.00	480.00 - 660.00	750.00 - 750.00	500.00 - 600.00	580.00 - 600.00	580.00 - 600.00
Leeks	300.00 - 340.00	600.00 - 620.00	520.00 - 600.00	580.00 - 620.00	400.00 - 420.00	400.00 - 460.00	400.00 - 450.00	460.00 - 480.00	520.00 - 550.00
Beetroot	400.00 - 460.00	600.00 - 620.00	520.00 - 520.00	580.00 - 600.00	400.00 - 560.00	430.00 - 480.00	450.00 - 500.00	550.00 - 650.00	600.00 - 650.00
Knolkhol	360.00 - 420.00	480.00 - 560.00	500.00 - 560.00	580.00 - 620.00	400.00 - 540.00	-	400.00 - 450.00	480.00 - 550.00	420.00 - 420.00
Raddish	150.00 - 180.00	320.00 - 320.00	240.00 - 300.00	300.00 - 320.00	260.00 - 280.00	240.00 - 260.00	200.00 - 200.00	220.00 - 240.00	240.00 - 260.00
Cabbage	450.00 - 460.00	460.00 - 500.00	600.00 - 620.00	600.00 - 620.00	540.00 - 600.00	540.00 - 600.00	420.00 - 450.00	580.00 - 620.00	600.00 - 620.00
Tomato	900.00 - 980.00	1100.00 - 1200.00	1200.00 - 1200.00	1000.00 - 1200.00	950.00 - 1100.00	1100.00 - 1200.00	900.00 - 1000.00	1000.00 - 1200.00	1000.00 - 1200.00
Ladies Fingers	300.00 - 320.00	300.00 - 500.00	400.00 - 400.00	400.00 - 480.00	340.00 - 420.00	320.00 - 360.00	300.00 - 320.00	460.00 - 500.00	400.00 - 480.00
Brinjal	250.00 - 280.00	480.00 - 480.00	320.00 - 400.00	300.00 - 320.00	260.00 - 330.00	340.00 - 360.00	250.00 - 260.00	300.00 - 320.00	400.00 - 480.00
Capsicum	700.00 - 760.00	1200.00 - 1200.00	1000.00 - 1200.00	1100.00 - 1200.00	900.00 - 1200.00	1100.00 - 1200.00	900.00 - 1000.00	1200.00 - 1200.00	1000.00 - 1200.00
Pumpkin	300.00 - 380.00	340.00 - 360.00	400.00 - 400.00	400.00 - 420.00	340.00 - 420.00	360.00 - 400.00	320.00 - 380.00	420.00 - 420.00	300.00 - 350.00
Cucumber	100.00 - 140.00	220.00 - 240.00	200.00 - 200.00	240.00 - 250.00	180.00 - 250.00	240.00 - 250.00	120.00 - 160.00	200.00 - 240.00	180.00 - 200.00
Bitter Gourd	350.00 - 460.00	600.00 - 620.00	520.00 - 600.00	600.00 - 620.00	500.00 - 560.00	600.00 - 620.00	450.00 - 480.00	480.00 - 500.00	480.00 - 500.00
Snake Gourd	250.00 - 340.00	460.00 - 480.00	400.00 - 480.00	400.00 - 450.00	350.00 - 420.00	400.00 - 440.00	320.00 - 400.00	320.00 - 350.00	320.00 - 350.00
Drumstick	-	-	-	-	-	-	-	-	-
Luffa	350.00 - 360.00	480.00 - 500.00	420.00 - 520.00	580.00 - 600.00	450.00 - 480.00	-	350.00 - 400.00	560.00 - 600.00	550.00 - 600.00
Long Beans	300.00 - 320.00	400.00 - 420.00	400.00 - 420.00	400.00 - 420.00	360.00 - 420.00	-	300.00 - 320.00	300.00 - 340.00	350.00 - 400.00
Ash Plantain	340.00 - 360.00	420.00 - 480.00	400.00 - 480.00	480.00 - 480.00	360.00 - 400.00	320.00 - 350.00	300.00 - 320.00	320.00 - 340.00	320.00 - 350.00
Green Chillies	700.00 - 900.00	1200.00 - 1200.00	1200.00 - 1200.00	1000.00 - 1200.00	900.00 - 1100.00	800.00 - 800.00	700.00 - 900.00	1000.00 - 1200.00	1000.00 - 1200.00
Lime	200.00 - 220.00	400.00 - 400.00	400.00 - 400.00	400.00 - 400.00	260.00 - 320.00	400.00 - 400.00	200.00 - 320.00	300.00 - 400.00	300.00 - 320.00
<i>Root Crops</i>									
Sweet Potato	240.00 - 260.00	320.00 - 400.00	320.00 - 350.00	320.00 - 340.00	280.00 - 360.00	230.00 - 240.00	240.00 - 280.00	360.00 - 400.00	240.00 - 250.00
Manioc	160.00 - 180.00	220.00 - 240.00	240.00 - 240.00	220.00 - 220.00	220.00 - 240.00	220.00 - 220.00	160.00 - 180.00	200.00 - 220.00	200.00 - 240.00
<i>Leafy Vegetable</i>									
Mukunuwenna	60.00 - 60.00	80.00 - 80.00	80.00 - 80.00	100.00 - 100.00	80.00 - 80.00	80.00 - 80.00	60.00 - 60.00	80.00 - 80.00	100.00 - 100.00
Kankun	60.00 - 60.00	80.00 - 80.00	80.00 - 80.00	100.00 - 100.00	80.00 - 80.00	80.00 - 80.00	60.00 - 60.00	80.00 - 80.00	100.00 - 100.00
Gotukola	120.00 - 120.00	100.00 - 100.00	100.00 - 100.00	100.00 - 120.00	120.00 - 120.00	100.00 - 120.00	100.00 - 120.00	120.00 - 120.00	120.00 - 120.00
<i>Coconut</i>									
Large	110.00 - 110.00	120.00 - 120.00	120.00 - 120.00	110.00 - 120.00	120.00 - 120.00	120.00 - 120.00	120.00 - 120.00	120.00 - 120.00	120.00 - 120.00
Small	90.00 - 100.00	100.00 - 105.00	100.00 - 105.00	100.00 - 110.00	105.00 - 110.00	100.00 - 100.00	100.00 - 105.00	100.00 - 110.00	100.00 - 100.00

Annex 04 - Colombo Markets: Retail Prices of Sea Fish and Dried Fish (Rs/kg)

Week 08: 16 - 22 February 2024

CROP	PELIYAGODA	MAHARAGAMA	KIRULAPONE	NUGEGODA	NARAHENPITA	DEMATAGODA	THOTALANGA	KADAWATHA	KIRIBATHGODA
<i>Sea Fish</i>									
Salaya	300.00 - 400.00	680.00 - 700.00	580.00 - 600.00	680.00 - 700.00	580.00 - 580.00	520.00 - 540.00	560.00 - 580.00	560.00 - 580.00	580.00 - 580.00
Hurulla	550.00 - 600.00	1100.00 - 1200.00	1200.00 - 1200.00	1100.00 - 1200.00	900.00 - 900.00	880.00 - 900.00	1000.00 - 1000.00	1100.00 - 1160.00	1100.00 - 1100.00
Balaya	700.00 - 800.00	1600.00 - 1600.00	1600.00 - 1600.00	-	-	-	900.00 - 900.00	-	1000.00 - 1000.00
Kelawalla	1450.00 - 1540.00	2400.00 - 2400.00	2000.00 - 2000.00	2400.00 - 2400.00	2400.00 - 2400.00	2000.00 - 2400.00	2200.00 - 2400.00	2000.00 - 2400.00	2000.00 - 2000.00
Thora	2100.00 - 2500.00	3600.00 - 3600.00	3800.00 - 3800.00	3600.00 - 3800.00	3800.00 - 3800.00	2800.00 - 3000.00	3000.00 - 3000.00	3000.00 - 3000.00	2800.00 - 2800.00
Paraw	1500.00 - 1600.00	2400.00 - 2400.00	2000.00 - 2000.00	2000.00 - 2400.00	2400.00 - 2400.00	2400.00 - 2400.00	2400.00 - 2400.00	2400.00 - 2400.00	2400.00 - 2400.00
Mora	-	-	-	-	-	-	-	-	-
Shrimps Small	2300.00 - 2400.00	2000.00 - 2000.00	2200.00 - 2200.00	2100.00 - 2200.00	2000.00 - 2000.00	2000.00 - 2000.00	2000.00 - 2000.00	2000.00 - 2000.00	2000.00 - 2000.00
Talapath	2000.00 - 2200.00	2800.00 - 3000.00	2800.00 - 3000.00	2800.00 - 3000.00	3000.00 - 3000.00	2600.00 - 2800.00	2800.00 - 3000.00	2600.00 - 2800.00	2800.00 - 2800.00
<i>Eggs (Rs/egg)</i>									
Brown	60.50 - 61.00	61.00 - 61.00	61.00 - 62.00	60.50 - 61.00	61.00 - 61.00	61.00 - 61.00	61.00 - 61.00	61.00 - 61.00	60.50 - 61.00
White	59.00 - 59.00	59.00 - 60.00	59.00 - 59.00	59.00 - 59.00	59.00 - 59.00	59.00 - 59.00	58.00 - 58.00	58.00 - 58.00	58.00 - 58.00
<i>Dried Fish</i>									
Sprats	2200.00 - 2400.00	2000.00 - 2200.00	2000.00 - 2200.00	2200.00 - 2400.00	2000.00 - 2000.00	2000.00 - 2000.00	2000.00 - 2200.00	2000.00 - 2200.00	2200.00 - 2400.00
Kattawa	-	-	-	-	2000.00 - 2200.00	2200.00 - 2400.00	-	2000.00 - 2200.00	-
Thora	-	-	-	-	-	-	-	-	-
Mora	2000.00 - 2200.00	2200.00 - 2400.00	2400.00 - 2400.00	2400.00 - 2500.00	2200.00 - 2400.00	2200.00 - 2400.00	2400.00 - 2500.00	2400.00 - 2500.00	2400.00 - 2500.00
Balaya	1500.00 - 1800.00	1600.00 - 1800.00	1600.00 - 1800.00	1600.00 - 1800.00	1600.00 - 1800.00	1500.00 - 1600.00	1500.00 - 1600.00	1400.00 - 1500.00	1500.00 - 1600.00
Anguluwa	-	2200.00 - 2400.00	2400.00 - 2400.00	2400.00 - 2400.00	-	-	-	-	-
Salaya	1000.00 - 1200.00	1000.00 - 1100.00	1000.00 - 1100.00	1100.00 - 1200.00	1000.00 - 1100.00	1100.00 - 1200.00	1200.00 - 1300.00	1200.00 - 1300.00	1200.00 - 1300.00
<i>Meat</i>									
Beef (without Bones)	-	-	2400.00 - 2400.00	-	2300.00 - 2300.00	-	2300.00 - 2300.00	2500.00 - 2500.00	-
Chicken (Broiler)	1200.00 - 1200.00	1220.00 - 1220.00	1220.00 - 1220.00	1280.00 - 1280.00	1180.00 - 1180.00	1180.00 - 1180.00	1230.00 - 1230.00	1250.00 - 1250.00	1250.00 - 1250.00
Chicken (Curry)	1380.00 - 1380.00	1380.00 - 1380.00	1400.00 - 1400.00	1400.00 - 1400.00	1200.00 - 1200.00	1200.00 - 1200.00	-	-	1300.00 - 1300.00
Mutton	-	3200.00 - 3200.00	3200.00 - 3200.00	3200.00 - 3200.00	3200.00 - 3200.00	3400.00 - 3400.00	3100.00 - 3100.00	-	3400.00 - 3400.00
Pork	-	-	-	-	-	-	-	1300.00 - 1300.00	1250.00 - 1250.00

Annex 05 : Food Composition of Selected Food Commodities

Commodity	Energy (kcal/100g)	Protein (g/100g)	Total fat (g/100g)	Retinol Eq (µ g/100g)	Vit B2 (mg/100g)	Vit B6 (mg/100g)	Folate (µg/100g)	Vit C (mg/100g)	Calcium (mg/100g)	Magnesium (mg/100g)	Iron (mg/100g)	Zinc (mg/100g)
Rice												
Rice - (white Kekulu - normal)	361	9.88	1.52	-	0.03	0.09	10.67	-	6.94	26.29	1.22	1.5
Rice - (white Kekulu Samba)	355	8.81	1.53	-	0.03	0.09	8.11	-	9.82	30.48	0.92	1.7
Rice - (Red Kekulu - normal)	366	8.64	2.12	-	0.05	0.1	8.39	-	4.73	31.7	0.88	1.84
Rice -Samba	369	6.86	2.45	-	0.05	0.13	12.79	-	8.71	37.26	1.18	1.49
Rice - Nadu White	366	7.76	1.48	-	0.03	0.12	9.35	-	4.57	20.1	0.64	1.61
Dried chilies	233	12.68	6.41	437	0.84	0.42	46.83	NA	107	231	5.39	1.65
Onion												
Big onions	48	1.67	0.24	0.16	0.01	0.1	32.99	7.58	14.82	16.94	0.45	0.25
Red onions	55	2.13	0.15	0.18	0.02	0.13	30.15	14.26	20.37	19.32	0.31	0.28
Potatoes	71	1.67	0.25		0.01	0.09	14.31	20.5	9.83	23.84	0.46	0.29
Pulses												
Green gram	290	21.97	0.93	19.5	0.28	0.33	135	NA	98.96	146	4.15	2.86
White cowpea	320	21.25	1.14	1.36	0.09	0.26	249	NA	84.1	213	5.04	3.57
Red cowpea	320	20.24	1.08	0.96	0.11	0.27	273	NA	81.83	194	4.95	3.4
Red Dhal	319	23.09	0.77	1.06	1.6	0.22	55	NA	41.27	66.63	7.45	3.34
Vegetables												
Beans	46	3.95	0.15	6.64	0.1	0.3	45.2	7.02	35.68	45.56	0.7	0.59
Carrot	30	0.85	0.45	1240	0.03	0.1	24.71	5.93	27.65	11.7	0.59	0.25
Leeks	30	1.74	0.49	18.56	0.02	0.19	42.63	4.65	29.28	11.77	1.49	0.43
Beetroot	31	2.12	0.15	1.52	0.01	0.09	108	4.51	20.29	34.88	0.77	0.29
Knolkhol	16	1.69	0.34		0.05	0.19	12.7	77.64	40.09	19.35	0.23	0.18
Radish	29	0.75	0.11		0.02	0.09	18.09	12.13	35.64	13.56	0.38	0.16
Cabbage	21	1.35	0.14	3.35	0.05	0.14	52.66	29.62	56.85	18.47	0.33	0.16

Tomatoes	20	0.88	0.56	165	0.03	0.09	20.16	25.58	9.69	14.93	0.31	0.12
Ladies fingers	26	2.06	0.19	12.41	0.08	0.28	70.62	24.48	92.26	55.23	0.96	0.44
Brinjal (Pandora Striped)	29	1.49	0.31	23	0.12	0.09	30.99	1.49	18.95	18	0.32	0.19
Brinjal (Chinese eggplant)	24	1.28	0.33	16.83	0.12	0.11	32.94	3.37	14.4	21.18	0.28	0.16
Capsicum	23	1.22	0.34	38.96	0.03	0.29	28.65	49.63	12.65	11.21	0.21	0.31
Pumpkin (Common)	31	0.86	0.3	30.41	0.02	0.09	17.72	8.73	18.75	9.93	0.49	0.25
Cucumber	19	0.98	0.24	0.58	0.01	0.08	19.66	4.08	22.1	18.22	0.67	0.21
Bitter gourd	19	1.47	0.23	55.08	0.05	0.06	53.1	46.89	25.19	35.81	1.75	0.26
Snake gourd (Dark green)	11	0.82	0.25	10.41	0.03	0.12	18.09	3.54	26.83	25.84	0.41	0.11
Snake gourd (Pale green)	11	0.89	0.25	5.14	0.03	0.07	16.52	2.85	27.11	21.77	0.47	0.2
Drumstick	30	2.48	0.12	3.13	0.06	0.12	60.48	92.33	22.27	28.51	0.5	0.26
Watakolu	12	0.86	0.15	59.33	0.01	0.07	25.48	6.41	14.67	14.01	4.42	0.45
Long beans	24	3.36	0.3	-	0.06	0.11	99.98	8.93	44.22	33.17	1.01	0.08
Ash Plantain	76	2.84	0.56	0.06	0.02	0.07	6.82	4.49	5.19	22.55	0.39	0.21
Green chillies	39	2.28	0.76	38.16	0.08	0.25	21.29	98.61	20.25	36.91	1.25	0.29
Limes	26	0.66	0.26	0.36	0.01	0.05	12.1	38.05	26	15.25	0.12	0.05
Kekiri	17	1.01	0.25	0.76	0.01	0.07	17.34	8.07	25.72	26.2	0.63	0.22
Ash pumpkin (Ash guord)	18	0.8	0.15		0.01	0.15	14.17	9.14	19.27	23.62	0.48	0.13
Cho-Cho	19	0.58	0.12	0.3	0.04	0.07	63.81	23.76	20.55	13.02	0.49	0.12
Thalana batu (Little prince)	21	1.28	0.39	24.33	0.12	0.09	38.63	2.4	12.38	19.62	0.31	0.22
Thalana batu (Thai eggplant)	21	1.45	0.26	18.33	0.11	0.09	31.18	2.71	17.24	37.22	0.37	0.24
Thibbatu	61	1.66	1.96	15.89	0.03	1.02	72.39	10.8	105	57.46	1.06	0.59
Kohila yams	27	0.64	0.16	1.72	0.01	0.14	4.64	1.67	52.33	33.95	0.61	1.62
Kehel muwa	19	1.36	0.63	4.27	0.02	0.12	40.51	8.16	35.09	31.43	0.38	0.39
Ambaralla	37	0.73	0.44	3.36	0.01	0.1	44.49	35.51	20.7	9.28	0.7	0.12
Mango	50	0.75	0.09	14.5	0.02	0.14	34.89	91.63	28.56	17.74	0.5	0.09
Mushroom	27	2.54	0.42	-	0.15	0.13	7.81	11.56	0.9	14.42	1.32	0.79
Dambala	21	1.84	0.2	38.74	0.08	0.4	33.69	19.82	68.24	31.38	1.2	0.44
Coconuts nuts	390	3.67	39.92	-	0.05	0.11	14.86	-				

Root Crop												
Sweet potato	108	1.27	0.33	NA	0.04	0.09	14.44	22.2	28.93	21.05	0.51	0.14
Manioc	78	0.92	0.19	NA	0.07	0.2	0.1	1.95	25.31	19.08	19.78	23.73
Nelum ala/Lotus root	79	1.94	0.93	NA	0.05	0.19	26.49	26.63	37.71	26.58	3.34	0.35
Kiriala	87	3.96	0.15	1.19	0.03	0.16	20.17	2.71	30.79	41.52	0.6	0.42
Iniala	103	3.2	0.3	33.14	0.01	0.22	22.19	13.03	40.99	28.98	1.31	0.29
Leafy Vegetables												
Mukunuwanna	28	3.15	0.55	92.25	0.09	0.27	96.14	3.24	135	45.38	1.7	1.03
Gotukola	15	0.64	0.47	226	0.07	0.23	70.11	6.74	96.31	41.42	1.25	0.66
Kankun	15	0.47	0.37	1614	0.08	0.4	33.69	19.82	49.21	18.35	1.32	0.44
Kathurumurunga	70	8.01	1.35	2097	0.33	0.22	120	121	901	96.64	4.36	0.53
Nivithi	22	2.2	0.47	959	0.06	0.11	74.05	10.26	163	61.37	1.49	0.67
Thampala	32	3.55	0.72	1474	0.21	0.22	74.27	82	258	209	3.5	1.4
Sarana	20	2.42	0.21	1149	0.03	0.13	58.54	9.89	59.57	42.93	0.13	0.75
Kohila leaves	33	4.1	0.83	300	0.02	0.17	56.76	5.56	19.5	20.32	0.25	0.3
Onion leaves	27	2.01	0.26	NA	0.04	0.18	56.8	23.38	35.21	74.95	3.15	0.77
Cabbage leaves	30	3.63	0.27	8.66	0.05	0.24	63.46	40.76	170	18.47	2.67	0.35
Salad leaves	19	1.05	0.24	NA	0.1	0.06	37.48	11.64	58.23	36.89	2.07	0.27
Cauliflower	23	2.09	0.48	0.14	0.06	0.11	46.67	50.17	22.44	18.52	0.76	0.27
Jackfruit pods	25	2.14	0.34	NA	0.03	0.04	30.7	24.77	37.32	26.08	0.3	0.17
Jackfruit seeds	77	5.66	0.44	NA	0.02	0.08	58.91	15.24	40.87	50.14	0.52	0.42
Meat												
Chicken	176	23.14	9.24	6.88	0.07	0.49	10.09	-	15.06	20.18	0.75	0.64
Beef	160	23.3	7.45	2.15	0.08	0.32	1.93	-	4.8	28.54	2.41	3.31
Mutton	138	20.37	6.23	2.7	0.13	0.28	1.73	-	7.58	19.5	1.62	5.05
Pork	161	18.83	9.5	1.9	0.09	0.28	8.15	-	6.58	8.9	0.79	0.8
Fish												
Balaya	96	21.28	1.12	21.01	0.15	0.12	7.89		6.45	26.02	0.68	0.46
Seer	136	22.28	5.18	81.9	0.07	0.16	15.45		9.85	36.73	0.41	0.74

Shark	95	21.6	0.83	1.11	0.04	0.11	8.57	8.44	32.58	0.41	0.74
Paraw	87	20.02	0.7	1.49	0.02	0.16	6.77	8.17	31.68	0.67	0.41
Thalapath	91	16.04	2.88	12.03	0.1	0.13	78.22	7.64	24.89	0.71	0.67
Kelawalla	109	21.47	2.55	15.95	0.17	0.73	77.39	13.35	33.82	0.68	0.64
Haedaella	87	19.88	0.78	12.18	0.04	0.06	11.7	36.6	53	0.54	0.65
Hurulla	88	17.08	2.18	10.02	0.14	1.66	61.66	103	35.45	1.24	1.05
Karalla / Katuwalla	97	21.8	1.06	1.25	0.02	0.1	14.38	37.06	39.05	0.24	0.42
Kumbala / Angila	101	21.51	1.53	16.34	0.1	0.1	7.13	31.27	37.46	1.46	0.67
Salaya / Sudaya	100	19.5	2.39	15.41	0.18	1.39	60.87	435	42.83	1.4	2.3
Theppli / Telapiya /Korali	83	18.48	1.08	17.14	0.18	0.18	8.29	99.39	24.96	2.84	0.88
Prawns	65	14.85	0.56	1.24	0.03	0.1	15.37	37.81	30.5	0.73	1.1
Crabs	45	10	0.55	8.33	0.14	0.18	13.83	37.81	45.93	0.73	1.1
Cuttle fish	76	16.82	0.93	1.93	0.02	0.04	6.22	8.73	35.46	0.62	1.3
Linna	112	20.3	3.37	15.78	0.23	0.68	59.78				
Coppara	97	22.89	0.56	21.51	0.04	0.12	8.08	7.2	30.08	1.2	0.58
Ray (Maduwa)	97	23.98	0.68	7.55	0.02	0.21	25.59	9.16	24.61	0.74	0.44

Dried Fish

Dried sprats	259	51.16	5.92	12.83	0.25	0.62	438	1178	162	3.06	4.2
Dried keeramin	311	49.6	12.42	12.92	0.13	2.41	144	555	166	2.58	3.19
Dried thalapath	289	54.68	8.04	9.38	0.04	0.43	97.8	62.75	110	1.96	1.45
Dried katta	275	50.04	8.31	2.48	0.03	0.35	80.4	86.55	92.17	1.47	1.16
Dried balaya	282	63.79	3.37	14.32	0.12	1.98	213	83.48	83.45	3.6	1.44
Dried shark / keelan	267	55.03	5.25	10.31	0.04	0.32	187	42.24	92.94	1.48	0.66

Eggs

Hen eggs (Country)	170	13.14	13	208	0.08	0.18	54.6	50.14	11.04	1.64	1.12
Hen eggs (Table)	135	13.55	9.03	200	0.19	0.19	49.46	63.3	12	2.39	1.73
Quail eggs	153	12.39	11.46	153	0.11	0.17	54.86	60.67	11.21	2.55	1.51

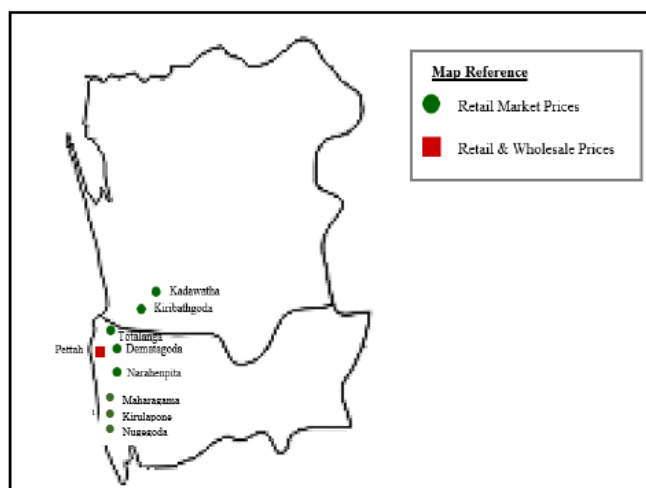
Fruits

Banana Embul	109	1.11	1.09	9.68	0.05	0.64	32.98	13.61	9.39	25.67	0.51	0.23
Anamaalu	102	1.04	0.72	16.4	0.04	0.65	21.07	3.66	8.06	27.02	0.51	0.23

Koli kuttu	107	1.38	0.34	8.8	0.03	0.47	18.12	7.71	8.56	38	0.32	0.14
Pineapple	37	0.41	0.17	5.76	0.04	0.12	17.86	39.36	10.37	10.71	0.3	0.09
Papaya	26	0.42	0.16	171	0.11	0.04	54.85	48.62	16.77	8.9	0.23	0.08
Mangoes (Karthakolomban)	79	0.8	0.92	259	0.01	0.1	35.52	17.74	3.12	6.72	0.1	0.08
Mangoes (Vilad)	44	0.76	0.58	146	0.05	0.26	67.6	29.97	16.93	14.79	0.65	0.19
Apple	62	0.29	0.64	0.36	0.02	0.08	3.43	2.9	3.12	6.72	0.1	0.08
Avacado	144	2.95	13.86	2	0.08	0.18	67.17	9.36	28.48	48.14	0.81	0.75
Wood apple	78	3.09	3.62	0.46	0.01	0.14	6.07	13.58	59.15	25.16	0.45	0.32
Orange	46	1.07	0.37	23.44	0.01	0.28	14.46	20.19	31.18	20.36	0.81	0.35
Guava	39	1.53	0.38	19.67	0.01	0.11	25.24	30.88	6.59	12.02	0.53	0.33
Grapes	49	0.95	10.69	3.22	0.04	0.1	7.07	20.51	7.27	6.86	0.28	0.07
Melon	19	0.65	0.16	130	0.02	0.11	6	8.24	4.05	9.76	0.15	0.1

Source: Sri Lanka Food Composition Tables, Ministry of Health - 2021.

Price Collecting Areas





HARTI



Ministry of Agriculture

**Food Systems and Market Research Division & Data Management Division
Hector Kobbekaduwa Agrarian Research and Training Institute**

No. 114, Wijerama Mawatha, Colombo 07.

Phone: 011-2696981 Fax: 011-2682283

E-mail: mfpaharti@yahoo.com

Web: www.harti.gov.lk

www.mobitel.lk

**දෛනික චිළචිචි තොග මිල,
ජංගම දුරකථනයෙන්**

හෙක්ටර් කොච්චිකඩුව ගොවි කරියතු පර්යේෂණ
හා පුහුණුවීර්මේ ආයතනය අනුමුතයෙන්

**මොබිටෙල්
ජංගම
මිල දර්ශනය**

ජාතික ජංගම දුරකථන ජාලයෙන්

6666
අමතන්න.

මොබිටෙල් අද මිල - අත දෙස
මොබිටෙල් ජංගම දුරකථන ජාලයෙන්
චිළචිචි තොග මිල දර්ශනය.

විකාශිතයාට රු.2/-
විකාශිතයාට රු.2/-