

RETAIL MARKET AT A GLANCE

Summary

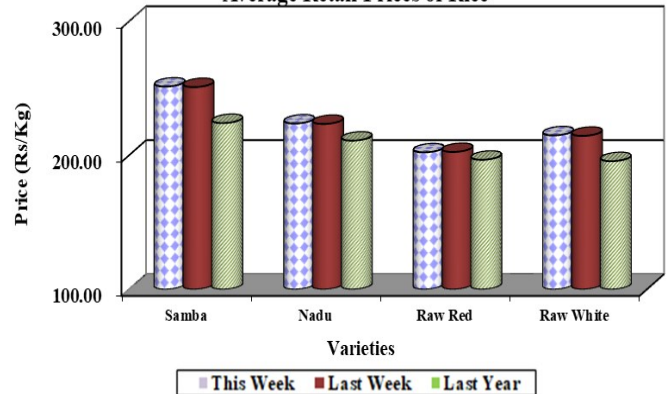
Rice



Price of imported samba has decreased by Rs.6.00 per kg, while there has been no significant change in the prices of local rice varieties. The average price of raw red and raw white was Rs.202.00 and Rs.215.00 per kilo respectively. Compared to the same period last year, all rice varieties have increased with the highest price increase of 45% for keeri samba. Average farm gate prices of most of the major paddy varieties have increased slightly due to limited supply of newly harvested paddy stocks.

(Page No.01-02)

Average Retail Prices of Rice



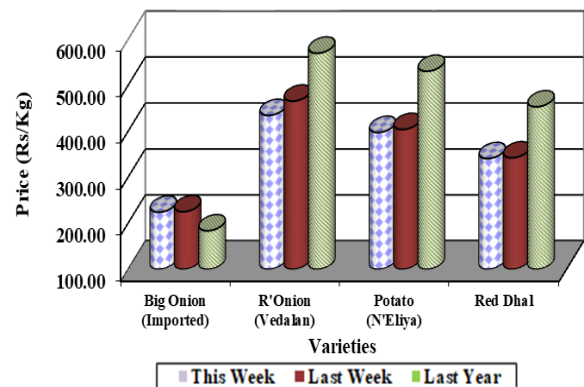
Other Field Crops



Price of imported dry chilies has decreased by Rs.139.00 per kg and price ranged Rs. 1,000.00-1,200.00 per kg. The average price of imported red onion and imported big onion was Rs.337.00 and Rs.449.00 per kg respectively. The price of Nuwara-Eliya potatoes has increased by Rs.8.00 per kilo and the average was Rs.415.00. Price of imported potato decreased by 3% and the average was Rs.193.00 per kilo.

(Page No.02-03)

Average Retail Prices of Other Field Crops



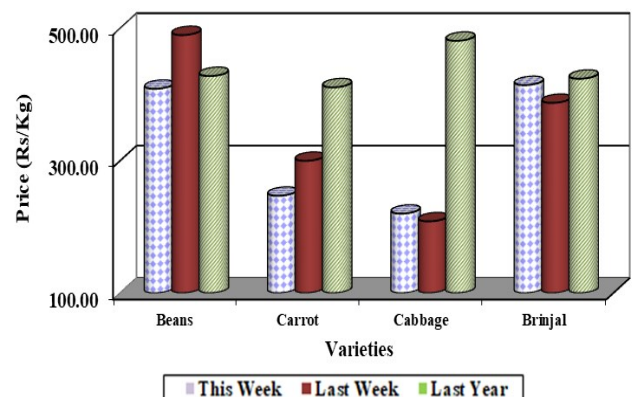
Vegetables



Prices of many vegetables have decreased due to increased supply from major producing areas. Considering up-country vegetables, the highest price decrease was reported for beans as Rs.126.00/kg followed by knolkhol as Rs.60.00/kg. Considering, low-country vegetables, the highest price decrease was reported for luffa as Rs.61.00/kg followed by ladies fingers as Rs.59.00/kg. Vegetable prices will further decrease in the coming weeks.

(Page No.04-05)

Average Retail Prices of Vegetables



Rice
Wholesale

Price of keeri samba has decreased by 2% due to availability of sufficient stocks and the price ranged Rs.315.00-325.00/kg.

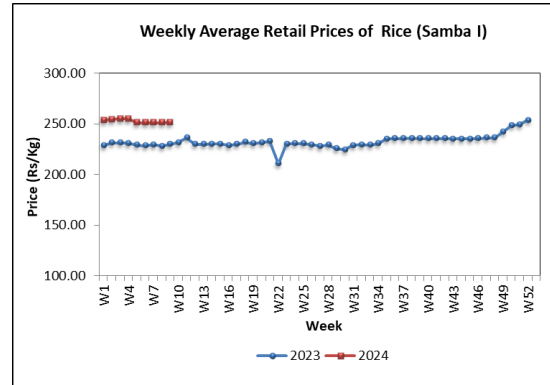
Price of both nadu grade I and II have increased by 2% and 1% due to unavailability of sufficient stocks and the price ranged Rs.200.00-205.00/kg and Rs.190.00-195.00/kg. Prices of all other local rice varieties have not changed significantly and price ranges of both samba grade I and II were Rs.235.00-240.00/kg and Rs.228.00-230.00/kg respectively. Average price of raw red and raw white were Rs.172.00/kg and Rs.192.50/kg respectively. Price of imported ponni samba ranged Rs.250.00-255.00/kg.

Compared to the same period of last year, prices of all local rice varieties have increased in the range of 1%-31%. Price of imported ponni samba has increased by 25%.

Retail

The price of imported ponni samba has decreased by Rs.6.00/kg and the price ranged Rs.280.00-300.00/kg. In addition, prices of all other rice varieties have not changed significantly. The prices of samba I, nadu I, raw red and raw white ranged Rs.230.00-270.00/kg, Rs.220.00-

230.00/kg, Rs.190.00-210.00/kg and Rs.210.00-220.00/kg respectively.



Compared to the same period of last year, the current retail prices of all rice varieties have increased with the highest price increase of 45% for keeri samba.

Paddy

The average farmgate prices of most of the major paddy varieties have increased slightly due to limited supply of newly harvested paddy stocks. Average price of short grain paddy has increased by Rs.4.00-8.00/kg in Kalawewa, Kurunegala, Nikaweratiya and Ampara areas and price ranged Rs.105.00-128.00/kg. Further, the average farmgate price of keeri samba paddy has increased by Rs.3.00-6.00/kg and prices ranged Rs.120.00-148.00/kg. Price increases of Rs.3.00-7.00/kg was reported for long grain white paddy in some major producing areas and prices have ranged Rs.92.00-114.00/kg. However, the average farmgate price of long grain red paddy has

decreased by Rs.1.00/kg to Rs.2.00/kg and the price ranged Rs.90.00-96.00/kg in major producing areas in the Southern province.

Compared to the same period of last year, the average farmgate price of major paddy varieties except long grain red paddy has increased by 8%-23%. Further, long grain red paddy has decreased by 2%-5%.

Dried Chilies

Wholesale

Price of imported dried chilies has decreased by 3% due to availability of low-quality stocks and price ranged Rs.800.00-900.00/kg.

Compared to the same period of last year, price of imported dried chilies has decreased by 21%.

Retail

The price of imported dried chilies have decreased by Rs.139.00/kg and the price ranged Rs.1000.00-1200.00/kg.

Compared to the same period of last year, the current retail prices of imported dried chilies have decreased by 28%.

Onion

Wholesale

Price of imported red onion ranged Rs.210.00-230.00/kg. Vedalan red onion

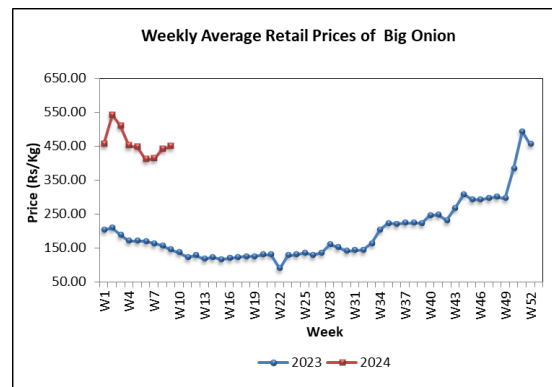
was also available in the market and price ranged Rs.230.00-240.00/kg respectively.

Price of imported big onion has increased by 3% due to availability of sufficient stocks at the market and the price ranged Rs.350.00-380.00/kg.

Compared to the same period of last year, imported red onion and vedalan red onion have decreased by 25% and 36% while imported big onion has increased by 241%.

Retail

The price of imported red onion has decreased by Rs.38.00/kg and the price ranged Rs.300.00-400.00/kg. The price of imported big onion have increased by Rs.8.00/kg and the price ranged Rs.400.00-500.00/kg.



Compared to the same period of last year, the current retail prices of imported red onion have decreased by 20% and imported big onion have increased by 209%.

Potato

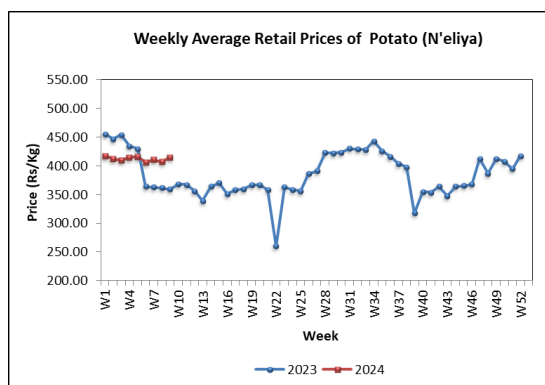
Wholesale

Price of Nuwara Eliya potato has increased by 7% due to unavailability of sufficient stocks at the market and the price ranged Rs.320.00-330.00/kg. Price of imported potato ranged Rs.120.00-220.00/kg.

Compared to the same period of last year, price of Nuwara Eliya potato and imported potato have increased by 41% and 21% respectively.

Retail

The price of Nuwara Eliya potatoes have increased by Rs.8.00/kg and the price ranged Rs.380.00-440.00/kg. The price of imported potatoes has decreased by Rs.3.00/kg and the price ranged Rs.180.00-200.00/kg.



Compared to the same period of last year, the current retail prices of both Nuwara Eliya and imported potatoes have increased by 15% and 10% respectively.

Pulses

Wholesale

Price of green gram has increased by 8% due to availability of high-quality stocks and the price ranged Rs.1050.00-1200.00/kg. Price of white cowpea and red cowpea have decreased by 9% and 6% respectively due to availability of sufficient stocks and price ranged Rs.750.00-800.00/kg and Rs.650.00-800.00/kg respectively. Price of red dhal ranged Rs.290.00-300.00/kg.

Compared to the same period of last year, price of all pulses have decreased in the range of 13%-23%.

Retail

Prices of green gram and red dhal have increased by Rs.10.00/kg and Rs.2.00/kg respectively and their prices ranged Rs.1200.00-1400.00/kg and Rs.320.00-360.00/kg respectively. The prices of both cowpea white and cowpea red have decreased by Rs.1.00/kg and Rs.3.00/kg respectively and their prices ranged Rs.1200.00-1300.00/kg and Rs.1100.00-1300.00/kg respectively.

Compared to the same period of last year, the current retail prices of all pulse varieties have decreased in the range of 3%-19%.

Vegetable

Wholesale

Prices of most of the vegetables have decreased with the increased supply from most of the major producing areas.

Considering up country vegetables, the highest price decrease was reported for both beans and knolkhol by 26% due to increased supply from Balangoda and Kandy areas, followed by price of cabbage which reported a 13% decrease due to increased supply from both Nuwara Eliya and Puttalam areas. Except raddish, prices of all the other vegetables have decreased in the range of 2%-9%. However, price of raddish has increased by 9%.

Price of tomato has decreased by 25% with the increased supply from Kandy and Bandarawela areas and the price of capsicum has decreased by 23% due to increased supply from Puttalam area.

Considering low country vegetables, the highest price decrease was reported for bitter gourd as 23%, followed by luffa as 16% due to increased supply from Balangoda area. Prices of ladies fingers and brinjal have decreased by 12% and 10% with the increased supply from Dambulla and Embilipitiya areas.

However, prices of cucumber, pumpkin and ash plantain have increased in the range of 1%-2%.

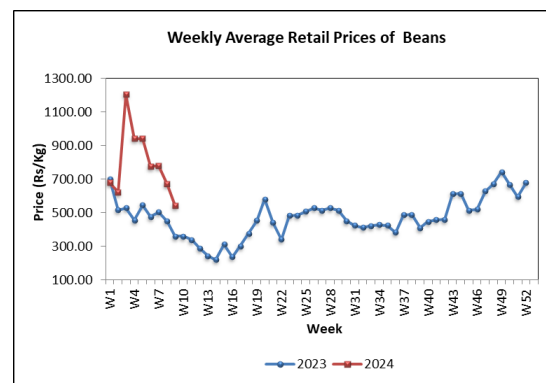
Due to increased supply from Puttalam area, price of green chilies has decreased by 12%. However, price of lime has increased by 5%.

Compared to the same period of last year, prices of most of the vegetable have increased and the highest price increase was reported for cabbage as 579%.

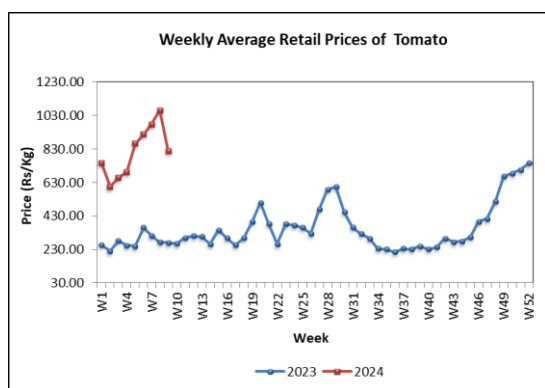
Retail

In line with decreased wholesale price, retail prices of most of the vegetable varieties also decreased.

Considering up-country varieties, the highest price decrease was reported for beans as Rs.126.00/kg followed by knolkhol as Rs.60.00/kg. Prices of carrot, leeks and beetroot have decreased by Rs.35.00/kg, Rs.34.00/kg and Rs.30.00/kg respectively. However, prices of raddish have increased by Rs.21.00/kg.



Prices of tomato and capsicum have decreased by Rs.242.00/kg and Rs.144.00/kg respectively.



Considering, low-country vegetable, the highest price decrease was reported in luffa as Rs.61.00/kg followed by ladies fingers as Rs.59.00/kg. Prices of long beans, brinjal and snake gourd have decreased by Rs.17.00/kg, Rs.12.00/kg and Rs.11.00/kg respectively. Prices of cucumber and lime have increased by Rs.39.00/kg and Rs.32.00/kg respectively.

Further, prices of green chilies have decreased by Rs.81.00/kg and the prices of lime has increased by Rs.32.00/kg.

Compared to the same period of last year, prices of most of varieties have increased and the highest price increase was reported for cabbage 257%.

Coconut

Wholesale

Prices of both large and small nuts have not changed and price ranged Rs.95.00-105.00 for a large nut and Rs.80.00-85.00 for a small nut.

Compared to the same period of last year, price of large nut has increased by 2% and price of small nut has decreased by 5%.

Retail

Prices of both large and small nuts have decreased by Rs.1.00/nut and the price ranged Rs.105.00-120.00 for a large nut and Rs.90.00-110.00 for a small nut.

Compared to the same period of last year, prices of small nuts have increased by 2%.

Fruits

Wholesale

Prices of most of fruit varieties have increased due to limited availability of stocks and high demand. The highest price increase of 18% was reported for wood apple due to limited availability of stocks with off season. In addition, prices of passion fruit and slime apple have increased by 15% and 14% respectively with limited availability of quality stocks. In addition, prices of all varieties of banana increased in the range of 1%-16% with limited availability of quality stocks. Further, prices of orange and king coconut have increased by 8% due to high demand with dry weather. Prices of avocado has increased by 3%.

However, prices of imported grapes have decreased by 14% with availability of

sufficient stocks. Price of all sizes of pineapple have decreased in the range of 5%-7% with low demand.

Compared to the same period of last year, prices of most of the fruit varieties have increased while the highest increase was reported for avocado by 122%.

Retail

Prices of most of the fruit varieties have increased in line with increased wholesale prices. The highest price increase of Rs.21.00/fruit was reported for wood apple due to unavailability of sufficient stocks in the market. Further, the price of passion fruit has increased by Rs.16.00/fruit. Moreover, the price of papaw has increased by Rs.14.00/kg.

In addition, the price of slime apple, king coconut and orange have increased by Rs.6.00/fruit, Rs.6.00/fruit and Rs.2.00/fruit respectively. Further, prices of ambul, seeni and kolikuttu banana have increased in the range of Rs.3.00-9.00/kg due to unavailability of sufficient stocks in the market. Moreover, the price of ambun banana has increased by Rs.3.00/fruit.

Meanwhile, the highest price decrease of Rs.59.00/fruit was reported for medium sized pineapple due to low demand in the market. The price of small and large sized

pineapple has decreased by Rs.32.00/fruit and Rs.39.00/fruit respectively. Moreover, the price of imported grapes has decreased by Rs.13.00/kg.

Compared to the same period of last year, prices of most of the fruit varieties have increased and highest price increase was reported for passion fruit as 64%.

Fresh Fish

Wholesale

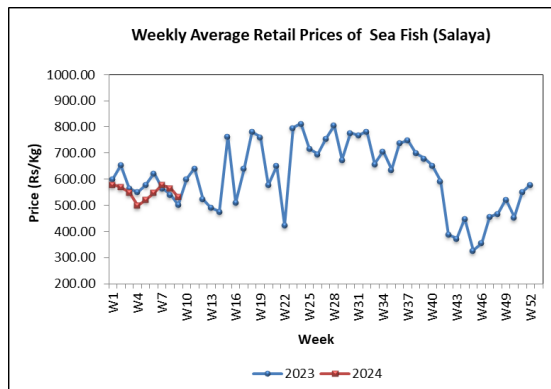
Wholesale prices of all fresh fish types except hurulla have decreased due to increase in supply. The highest price decrease of 31% was reported for mora due to high supply from Northern areas and the price ranged Rs.600.00-1000.00/kg. Price decrease of 14% was reported for kelawalla due to increased supply from Galle, Mirissa and Beruwala areas and the price ranged Rs.1000.00-1250.00/kg. A price decrease of 12% was noted for paraw due to high supply from Valachchenai and Kalmunai areas and the price ranged Rs.1100.00-1350.00/kg. Wholesale prices of thalapath, shrimps, salaya, thora and balaya have decreased by 3%-9%.

However, a price increase of 12% was reported for hurulla due to low supply from Kalpitiya and Mullaitivu areas and the price ranged Rs.450.00-750.00/kg.

Compared to the same period of last year, current wholesale prices of most of the fresh fish types have increased in the range of 1%-34% and the highest price increase was reported for thalapatth.

Retail

In line with decreased wholesale prices, retail prices of all types of fresh fish have decreased. The highest price decrease of Rs.325.00/kg was reported for balaya. Prices of paraw and kelawalla have decreased by Rs.112.00/kg and Rs.66.00/kg respectively. The remaining fresh fish types have decreased in the range of Rs.14.00-42.00/kg.



Compared to the same period of last year, prices of most types of fresh fish have increased in the range of 3%-26% with the highest price increase being reported for thalapatth.

Dried Fish

Wholesale

Due to increase of local dried fish supply, prices of most of the local and imported

dried fish types have decreased. The highest price decrease of 10% was reported for local balaya due to high supply from Negombo and Beruwala areas and the price ranged Rs.750.00-850.00/kg. Price decrease of 5% was noted for local salaya due to high supply from Mannar, Chilaw and Puttalam areas and the price ranged Rs.400.00-550.00/kg. The wholesale prices of imported anguluwa, imported sprats and local mora have decreased by 1% and 2% respectively.

However, a price increase of 4% was noted for local sprats due to low supply from Trincomalee, Mannar and Mullaitivu areas and the price ranged Rs.1300.00-1450.00/kg. Price increase of 3% was reported for imported kattawa due to low supply from Oman and Indonesia. The price ranged Rs.1300.00-1400.00/kg. In addition, price of local maduwa has increased by 2%.

Compared to the same period of last year, current wholesale prices of most of the dried fish types have decreased in the range of 3%-33% and the highest price decrease was reported for local salaya.

Retail

In line with decreased wholesale prices, retail prices of most types of dried fish have also decreased due to low demand.

The highest price decrease was reported for salaya Rs.117.00/kg followed by Rs.50.00/kg for imported sprats and Rs.43.00/kg for balaya.

However, prices of kattawa, mora and local sprats have increased by Rs.138.00/kg, Rs.64.00/kg and Rs.4.00/kg respectively due to decreased supply.

Compared to the same period of last year, prices of most types of dried fish have decreased in the range of 2%-13% and highest price decrease was reported for imported sprats.

Eggs

Wholesale

The prices of brown and white eggs have not changed significantly and their prices ranged Rs.58.50-60.00/egg and Rs.56.50-57.50/egg respectively.

Compared to the same period of last year, prices of both brown and white eggs have increased by 29% and 30% respectively.

Retail

Prices of both brown and white eggs have not changed significantly. The price ranged Rs.58.00-60.00/egg for white eggs and average price of a brown egg was Rs.60.95

Compared to the same period of last year, prices of both brown and white eggs have increased by 33% and 22% respectively.

Meat

Retail

Price of mutton has increased by Rs.74.00/kg due to limited supply. Price of skinless broiler chicken has increased by Rs.2.00/kg with low production. Price of both skinless curry chicken and beef have decreased by Rs.12.00/kg and Rs.8.00/kg respectively due to low demand. Price of pork has not changed significantly.

Compared to the same period of last year, prices of most types of meat have increased in the range of 2%-11% with the highest price increase reported for mutton.

EXPLANATORY NOTE

The Food Commodities Bulletin is a weekly publication containing information relating to wholesale and retail prices of selected food commodities in nine selected markets in and around Colombo and main markets in the major producing areas.

The information is analyzed and presented as prevailing prices, price ranges, averages, and a comparison of weekly prices. The changes in prices reported are always with price prevailed during the previous week unless otherwise stated.

The frequency of collection of wholesale price information is twice a week (i.e., Tuesday and Friday) while with retail prices, it is thrice a week (i.e., Friday, Monday, and Tuesday).

Table 01: Selected Markets: Wholesale Price of Rice (Rs/50kg bag)

Week 09: 23 - 29 February 2024

LOCATIONS	Rice Varieties													
	Samba 1		Samba 2		Keeri Samba		Nadu 1		Nadu 2		Raw Red		Raw White	
Colombo	11750	12000	11400	11500	15750	16250	10000	10250	9500	9750	8250	9000	9250	10000
Divulapitiya	12000	12250	11100	11400	15500	16200	10000	10400	9200	9900	8500	8700	9000	9300
Kurunegala	13000	13250	11250	11500	17250	18000	10600	10750	9250	9600	8750	8750	9200	9250
Nikaweratiya	12500	12750	11000	11500	17000	18000	10700	10750	9250	10000	9250	9250	9000	9500
Badulla	-	-	11500	11500	-	-	10500	10750	-	-	8000	8150	9000	9200
Puttalam	-	-	11200	11600	-	-	10700	10850	9250	9500	10250	10350	9300	9850
Dambulla	12500	12600	11900	12000	-	-	10600	10700	10000	10150	9000	9250	9500	9650
Anuradhapura	11750	12500	11500	11500	16750	17500	10750	10900	-	-	9750	10250	9750	10250
Tambuttegama	-	-	11400	11450	-	-	-	-	9500	9600	-	-	9000	9100
Polonnaruwa	12350	12600	11850	11900	-	-	10700	10750	9700	9750	10200	10250	9700	9750
Kalutara	-	-	11500	11900	-	-	-	-	9750	9900	8800	8900	9750	9900
Ampara	-	-	11500	11500	-	-	11000	11000	-	-	8250	8250	9250	9750
Kandy	12000	12250	11250	11500	16750	17000	10000	10750	9500	9750	8750	9000	9500	10000
Moneragala	12000	12000	11250	11500	16500	17500	10750	10850	-	-	8000	8500	8750	9250
Kegalle	-	-	-	-	-	-	-	-	-	-	-	-	-	-
Dehiattakandiya	12500	12500	11250	11250	18000	18000	10500	10750	9750	9750	8250	10000	9000	10000
Hambantota	11750	12000	-	-	-	-	-	-	-	-	7750	8000	9500	9800
Matara	-	-	11250	11300	-	-	10600	10800	-	-	7750	8000	9750	10150
Galle	-	-	-	-	-	-	10750	10900	-	-	7750	8250	9500	10250
Meegoda	-	-	11250	11500	-	-	-	-	9400	10000	8000	8250	9100	9500
Tissamaharama	-	-	11250	12250	16250	18750	10750	11000	-	-	7500	8100	9800	10250
Embilipitiya	-	-	11400	11450	-	-	10500	10600	9950	10050	7750	7900	9250	9350
Jaffna	12250	12500	-	-	17250	17500	-	-	9000	9750	8500	8700	10000	10250
Vavuniya	-	-	-	-	16000	16250	-	-	9500	9800	8700	8800	9250	9700
Mannar	-	-	11500	11750	16000	16500	10000	10250	9500	9750	8600	8750	10000	10250
Killinochchi	-	-	11500	11750	17500	17750	10000	10250	9000	9250	8250	8500	9500	9750
Mullattivu	-	-	-	-	-	-	-	-	-	-	-	-	-	-
Batticaloa	11950	12250	-	-	17300	17500	10350	10500	9100	9250	8400	8500	9500	9700
Trincomalee	12000	12150	-	-	17400	17500	10250	10500	9600	9750	9000	9250	10000	10250
Galenbindunuwew	11900	12500	11500	11500	16750	17500	10600	10850	10250	10250	9750	10250	9250	9750
Matale	12000	12500	11500	11650	16750	17000	10500	10750	9750	10000	8750	9250	9000	9500

09

Table 02: Selected Markets: Retail Price of Rice (Rs/kg)

Week 09: 23 - 29 February 2024

LOCATIONS	Rice Varieties													
	Samba 1		Samba 2		Keeri Samba		Nadu 1		Nadu 2		Raw Red		Raw White	
Colombo	230.00	270.00	-	-	360.00	390.00	220.00	230.00	-	-	190.00	210.00	210.00	220.00
Gampaha	250.00	260.00	235.00	240.00	350.00	360.00	220.00	220.00	205.00	210.00	190.00	190.00	200.00	210.00
Kurunegala	260.00	260.00	240.00	240.00	360.00	360.00	220.00	220.00	210.00	210.00	200.00	200.00	210.00	210.00
Nikaweratiya	270.00	270.00	230.00	230.00	370.00	370.00	220.00	220.00	195.00	200.00	200.00	210.00	195.00	210.00
Dambulla	255.00	260.00	245.00	250.00	355.00	360.00	215.00	218.00	208.00	210.00	190.00	195.00	200.00	205.00
Anuradhapura	240.00	260.00	230.00	235.00	340.00	360.00	220.00	220.00	-	-	200.00	210.00	190.00	210.00
Thambuththegama	270.00	275.00	230.00	240.00	370.00	375.00	220.00	220.00	200.00	212.00	210.00	212.00	190.00	210.00
Polonnaruwa	250.00	255.00	235.00	242.00	350.00	360.00	218.00	220.00	195.00	200.00	210.00	210.00	195.00	200.00
Kaluthara	250.00	255.00	-	-	-	-	215.00	220.00	-	-	185.00	190.00	210.00	215.00
Badulla	-	-	230.00	230.00	-	-	215.00	220.00	-	-	165.00	170.00	185.00	195.00
Keppetipola	-	-	235.00	238.00	-	-	216.00	218.00	208.00	210.00	170.00	173.00	198.00	205.00
Moneragala	240.00	250.00	220.00	230.00	340.00	360.00	220.00	220.00	-	-	165.00	175.00	180.00	190.00
Kegalle	265.00	275.00	-	-	390.00	400.00	215.00	220.00	195.00	205.00	210.00	210.00	210.00	220.00
Ampara	270.00	270.00	230.00	235.00	390.00	390.00	215.00	220.00	-	-	173.00	185.00	168.00	210.00
Dehiattakandiya	260.00	260.00	230.00	230.00	370.00	370.00	215.00	220.00	210.00	210.00	170.00	210.00	185.00	210.00
Nuwaraeliya	-	-	-	-	-	-	-	-	-	-	-	-	-	-
Kandy	260.00	270.00	235.00	240.00	360.00	370.00	220.00	220.00	205.00	210.00	190.00	200.00	205.00	210.00
Puttalam	-	-	230.00	240.00	-	-	220.00	225.00	190.00	197.00	210.00	215.00	190.00	200.00
Hambantota	240.00	250.00	-	-	350.00	370.00	220.00	230.00	-	-	160.00	165.00	200.00	205.00
Rathnapura	240.00	270.00	-	-	390.00	390.00	215.00	220.00	212.00	212.00	174.00	180.00	203.00	210.00
Matara	250.00	260.00	230.00	235.00	360.00	370.00	220.00	220.00	-	-	158.00	170.00	200.00	210.00
Galle	260.00	275.00	-	-	400.00	400.00	220.00	220.00	-	-	165.00	175.00	200.00	210.00
Tissamaharama	230.00	250.00	-	-	340.00	380.00	220.00	230.00	-	-	148.00	166.00	197.00	210.00
Meegoda (DEC)	230.00	250.00	-	-	340.00	340.00	-	-	205.00	210.00	170.00	180.00	190.00	200.00
Embilipitiya	230.00	240.00	-	-	-	-	215.00	220.00	205.00	210.00	157.00	165.00	200.00	210.00
Jaffna	260.00	260.00	-	-	355.00	360.00	210.00	210.00	190.00	200.00	180.00	190.00	210.00	215.00
Vavuniya	-	-	-	-	335.00	340.00	215.00	215.00	200.00	208.00	180.00	186.00	200.00	210.00
Mannar	240.00	250.00	-	-	340.00	360.00	215.00	220.00	200.00	210.00	180.00	190.00	210.00	220.00
Killinochchi	240.00	245.00	-	-	360.00	365.00	210.00	220.00	190.00	195.00	175.00	180.00	200.00	210.00
Mullaittivu	-	-	-	-	-	-	-	-	-	-	-	-	-	-
Batticaloa	245.00	250.00	-	-	360.00	365.00	214.00	218.00	188.00	192.00	174.00	178.00	197.00	200.00
Trincomalee	250.00	255.00	-	-	355.00	365.00	215.00	220.00	200.00	205.00	190.00	196.00	210.00	215.00
Hanguranketha	-	-	228.00	240.00	-	-	215.00	220.00	195.00	210.00	174.00	185.00	188.00	210.00
Veyangoda	250.00	260.00	235.00	240.00	360.00	360.00	220.00	220.00	200.00	210.00	190.00	190.00	200.00	200.00
Galenbindunuwewa	240.00	260.00	230.00	235.00	340.00	360.00	220.00	220.00	210.00	215.00	200.00	210.00	190.00	200.00
Bandarawela	-	-	-	-	-	-	-	-	-	-	-	-	-	-
Matale	230.00	260.00	-	-	350.00	360.00	215.00	220.00	205.00	210.00	190.00	195.00	195.00	205.00

Table 04: Selected Markets: Wholesale Price of Subsidiary Food (Rs/50kg)

Week 09: 23 - 29 February 2024

LOCATION	Dried Chillies	Red Onion		Big Onion	Potato			Pulses		
	Imported	Imported	Local		Imported	Welimada	Nuwara Eliya	Green Gram	Cowpea	Red Dhal
Colombo	40000 - 45000	10500 - 11500	11500 - 12000	17500 - 19000	6000 - 11000	-	16000 - 16500	52500 - 60000	37500 - 40000	14500 - 15000
Kurunegala	37500 - 43500	10750 - 12000	-	18500 - 19750	5750 - 6250	-	-	45000 - 47500	36250 - 47500	14400 - 16000
Nikaweratiya	41000 - 45500	11500 - 13000	-	19500 - 19500	6000 - 6500	-	-	50000 - 52500	-	14500 - 14750
Dehiattakandiya	42000 - 45000	13000 - 14000	-	17500 - 20000	6000 - 7000	-	-	40000 - 45000	35000 - 40000	14500 - 15500
Dambulla (DEC)	41000 - 42000	9500 - 10000	-	17750 - 18000	5750 - 6000	-	16500 - 17000	47500 - 49000	32500 - 34000	14500 - 14750
Anuradhapura	45000 - 50000	12500 - 15000	-	18500 - 21000	6250 - 7500	-	-	45000 - 52500	42500 - 52500	14500 - 15500
Thambuththegama	42500 - 45000	11000 - 11750	-	18000 - 18750	6250 - 6750	-	17000 - 17500	42500 - 42500	37500 - 39000	14500 - 15000
Polonnaruwa	47500 - 50000	13500 - 13500	14500 - 16000	19500 - 20500	7500 - 9500	-	-	50000 - 55000	37500 - 45000	15500 - 16250
Kaluthara	43000 - 44000	12000 - 12500	-	19000 - 19750	5750 - 6000	-	16000 - 16500	54000 - 56000	41000 - 42000	14750 - 15250
Puttalam	42000 - 45000	-	11300 - 15000	18500 - 20500	5750 - 6500	-	16500 - 19000	41500 - 50000	39000 - 49000	15400 - 15750
Kandy	45000 - 47500	11500 - 12500	-	17750 - 19500	5750 - 6250	-	16000 - 16500	50000 - 52500	42500 - 45000	15000 - 15250
Matara	47500 - 49000	12750 - 14000	-	19000 - 20000	6500 - 7000	-	-	49000 - 55000	48000 - 52500	15250 - 15600
Hambantota	43500 - 47500	12000 - 13750	-	18500 - 20000	6250 - 7000	-	-	47500 - 55000	47500 - 50000	15250 - 15750
Kegalle	44000 - 47000	11900 - 12150	-	18500 - 18800	6350 - 6500	-	16000 - 16400	45000 - 46000	35000 - 37000	15400 - 15500
Galle	47500 - 50000	-	-	20000 - 21000	6500 - 7500	-	16000 - 16500	55000 - 57500	50000 - 50000	15000 - 15500
Tissamaharama	45000 - 50000	12000 - 13500	-	19250 - 20000	6500 - 7000	-	-	50000 - 55000	35000 - 42500	15250 - 15750
Meegoda (DEC)	41000 - 47500	10500 - 11500	-	17750 - 19000	5750 - 6500	-	16000 - 17500	49000 - 52500	42500 - 49000	14500 - 14750
Jaffna	44000 - 45000	-	10500 - 11000	18000 - 18500	6000 - 6250	-	-	45000 - 45500	40000 - 41000	14750 - 15000
Vavuniya	47500 - 49000	11000 - 12000	-	19000 - 20000	6500 - 7250	-	-	47500 - 50000	-	15000 - 15250
Mannar	45000 - 46000	-	12500 - 13000	18500 - 19000	7750 - 8000	-	-	51000 - 52500	-	15200 - 15300
Killinochchi	44000 - 46000	13000 - 14000	-	21500 - 22500	7000 - 7500	-	-	47000 - 48000	-	15500 - 15750
Mullattivu	-	-	-	-	-	-	-	-	-	-
Batticaloa	45000 - 46250	12000 - 12750	16250 - 17250	20000 - 21250	6500 - 6750	-	18000 - 18750	47500 - 48500	42500 - 43250	15000 - 15250
Trincomalee	45000 - 48000	-	11500 - 12750	-	5750 - 6500	-	-	47500 - 49000	-	15200 - 15400
Galenbindunuwewa	47500 - 50000	13000 - 14500	-	19000 - 21250	6750 - 8000	-	-	47500 - 49000	47500 - 50000	14900 - 15250
Matale	42500 - 47000	10500 - 12000	-	18000 - 19000	5750 - 6250	-	-	47500 - 50000	37500 - 40000	14500 - 15000

Table 05: Selected Markets: Retail Price of Subsidiary Food Crops (Rs/kg)

Week 09: 23 - 29 February 2024

LOCATIONS	Dried Chillies	Red Onion		Big Onion	Potato			Pulses		
	Imported	Imported	Local		Imported	Welimada	Nuwara Eliya	Green Gram	Cowpea	Red Dhal
Colombo	1000.00 - 1200.00	300.00 - 400.00	-	400.00 - 500.00	180.00 - 200.00	-	380.00 - 440.00	1200.00 - 1400.00	1200.00 - 1300.00	320.00 - 360.00
Gampaha	1100.00 - 1200.00	320.00 - 400.00	-	440.00 - 480.00	160.00 - 200.00	-	440.00 - 480.00	1180.00 - 1200.00	1300.00 - 1300.00	320.00 - 360.00
Kurunegala	1000.00 - 1160.00	320.00 - 350.00	-	440.00 - 480.00	180.00 - 200.00	-	360.00 - 400.00	1200.00 - 1300.00	1200.00 - 1200.00	340.00 - 350.00
Nikaweratiya	900.00 - 1100.00	300.00 - 380.00	-	415.00 - 440.00	150.00 - 160.00	-	-	1000.00 - 1100.00	1000.00 - 1300.00	320.00 - 340.00
Dambulla	950.00 - 985.00	260.00 - 300.00	-	400.00 - 420.00	160.00 - 180.00	-	-	1000.00 - 1100.00	800.00 - 900.00	310.00 - 320.00
Anuradhapura	1000.00 - 1150.00	300.00 - 400.00	-	400.00 - 450.00	150.00 - 180.00	-	-	1000.00 - 1200.00	900.00 - 1200.00	310.00 - 340.00
Thambuththegama	980.00 - 1100.00	300.00 - 350.00	-	390.00 - 430.00	150.00 - 170.00	-	-	900.00 - 1000.00	800.00 - 850.00	310.00 - 330.00
Polonnaruwa	1050.00 - 1150.00	280.00 - 320.00	-	400.00 - 440.00	160.00 - 200.00	-	-	1100.00 - 1200.00	850.00 - 1000.00	320.00 - 340.00
Kaluthara	980.00 - 1000.00	320.00 - 340.00	-	460.00 - 480.00	170.00 - 185.00	-	370.00 - 400.00	1280.00 - 1320.00	1000.00 - 1100.00	315.00 - 325.00
Badulla	1000.00 - 1000.00	280.00 - 300.00	-	440.00 - 450.00	140.00 - 150.00	400.00 - 400.00	400.00 - 400.00	1100.00 - 1100.00	1000.00 - 1000.00	320.00 - 320.00
Keppetipola	1150.00 - 1250.00	320.00 - 350.00	-	400.00 - 430.00	170.00 - 180.00	330.00 - 340.00	-	1150.00 - 1200.00	950.00 - 1000.00	315.00 - 320.00
Moneragala	950.00 - 1000.00	300.00 - 400.00	-	400.00 - 460.00	160.00 - 200.00	-	-	1000.00 - 1200.00	800.00 - 950.00	320.00 - 340.00
Kegalle	950.00 - 1050.00	300.00 - 320.00	-	440.00 - 460.00	160.00 - 190.00	-	400.00 - 420.00	950.00 - 1100.00	800.00 - 1000.00	310.00 - 380.00
Ampara	990.00 - 1100.00	280.00 - 340.00	-	410.00 - 460.00	150.00 - 180.00	-	390.00 - 400.00	990.00 - 1240.00	890.00 - 1300.00	310.00 - 320.00
Dehiattakandiya	980.00 - 1100.00	260.00 - 300.00	-	380.00 - 430.00	150.00 - 160.00	-	-	900.00 - 1000.00	800.00 - 840.00	310.00 - 330.00
Nuwaraeliya	-	-	-	-	-	-	-	-	-	-
Kandy	970.00 - 1060.00	320.00 - 400.00	-	400.00 - 440.00	150.00 - 160.00	-	400.00 - 440.00	1200.00 - 1250.00	1180.00 - 1200.00	330.00 - 350.00
Puttalam	950.00 - 1000.00	-	360.00 - 440.00	400.00 - 480.00	160.00 - 200.00	-	400.00 - 480.00	1000.00 - 1200.00	850.00 - 1000.00	320.00 - 330.00
Rathnapura	1100.00 - 1200.00	320.00 - 360.00	-	420.00 - 460.00	160.00 - 180.00	-	380.00 - 390.00	1040.00 - 1200.00	1000.00 - 1200.00	320.00 - 340.00
Hambantota	1000.00 - 1150.00	300.00 - 320.00	-	400.00 - 440.00	150.00 - 160.00	-	-	1000.00 - 1200.00	1100.00 - 1200.00	320.00 - 340.00
Matara	1000.00 - 1100.00	300.00 - 320.00	-	420.00 - 440.00	150.00 - 160.00	-	380.00 - 400.00	1100.00 - 1200.00	1000.00 - 1200.00	320.00 - 340.00
Galle	1000.00 - 1100.00	400.00 - 400.00	-	420.00 - 440.00	160.00 - 180.00	-	380.00 - 400.00	1200.00 - 1300.00	1100.00 - 1200.00	320.00 - 330.00
Tissamaharama	1000.00 - 1200.00	300.00 - 320.00	-	400.00 - 440.00	150.00 - 160.00	-	-	1100.00 - 1200.00	900.00 - 1100.00	315.00 - 335.00
Meegoda (DEC)	-	250.00 - 300.00	-	380.00 - 450.00	140.00 - 160.00	-	400.00 - 450.00	1000.00 - 1100.00	900.00 - 1320.00	310.00 - 340.00
Embilipitiya	1100.00 - 1200.00	250.00 - 350.00	-	430.00 - 480.00	150.00 - 180.00	-	-	1000.00 - 1200.00	880.00 - 1000.00	310.00 - 390.00
Jaffna	980.00 - 1000.00	-	240.00 - 260.00	390.00 - 400.00	140.00 - 150.00	-	-	950.00 - 960.00	850.00 - 900.00	320.00 - 320.00
Vavuniya	1080.00 - 1150.00	260.00 - 280.00	-	420.00 - 450.00	160.00 - 180.00	-	-	1100.00 - 1180.00	-	320.00 - 325.00
Mannar	950.00 - 1100.00	280.00 - 320.00	-	400.00 - 440.00	170.00 - 180.00	-	-	1100.00 - 1200.00	-	320.00 - 340.00
Killinochchi	950.00 - 970.00	300.00 - 330.00	-	460.00 - 480.00	160.00 - 170.00	-	-	1000.00 - 1050.00	-	320.00 - 330.00
Mullaittivu	-	-	-	-	-	-	-	-	-	-
Batticaloa	960.00 - 980.00	300.00 - 380.00	-	450.00 - 480.00	160.00 - 170.00	-	420.00 - 440.00	1000.00 - 1040.00	900.00 - 920.00	320.00 - 325.00
Trincomalee	1000.00 - 1150.00	250.00 - 320.00	-	400.00 - 420.00	160.00 - 200.00	-	-	1000.00 - 1100.00	-	310.00 - 320.00
Hanguranketha	1000.00 - 1100.00	280.00 - 310.00	-	-	150.00 - 170.00	-	-	1125.00 - 1200.00	1000.00 - 1200.00	310.00 - 315.00
Veyangoda	1000.00 - 1000.00	320.00 - 320.00	-	440.00 - 480.00	140.00 - 160.00	-	400.00 - 400.00	1250.00 - 1400.00	1100.00 - 1300.00	320.00 - 320.00
Galenbindunuwewa	1000.00 - 1050.00	280.00 - 300.00	-	400.00 - 440.00	150.00 - 170.00	-	-	1000.00 - 1020.00	1000.00 - 1200.00	310.00 - 320.00
Bandarawela	-	-	-	-	-	-	-	-	-	-
Matale	950.00 - 1000.00	260.00 - 300.00	-	400.00 - 420.00	140.00 - 180.00	-	-	1000.00 - 1100.00	850.00 - 950.00	310.00 - 320.00

Table 06: Selected Markets: Wholesale Price of Vegetables(Rs/kg)

Week 09: 23 - 29 February 2024

Locations	Butter Beans	Green Beans	Carrot	Leeks	Beetroot	Knolkhol
Colombo	-	300.00 - 450.00	350.00 - 420.00	230.00 - 280.00	300.00 - 350.00	180.00 - 220.00
Meegoda (DEC)	-	400.00 - 430.00	400.00 - 430.00	240.00 - 300.00	300.00 - 350.00	200.00 - 250.00
Dambulla (DEC)	-	350.00 - 400.00	300.00 - 370.00	200.00 - 250.00	250.00 - 300.00	150.00 - 180.00
Keppetipola (DEC)	-	300.00 - 350.00	300.00 - 350.00	200.00 - 250.00	250.00 - 280.00	220.00 - 250.00
Norochchole (DEC)	-	-	-	-	300.00 - 320.00	-
Nuwara Eliya	-	-	-	-	-	-
Kandy	-	400.00 - 450.00	400.00 - 450.00	220.00 - 250.00	300.00 - 330.00	230.00 - 250.00
Hambantota	-	400.00 - 450.00	400.00 - 450.00	300.00 - 350.00	320.00 - 360.00	300.00 - 340.00
Thambuththegama (DEC)	-	400.00 - 450.00	390.00 - 440.00	280.00 - 320.00	300.00 - 330.00	170.00 - 220.00
Jaffna	-	350.00 - 370.00	410.00 - 450.00	300.00 - 320.00	300.00 - 320.00	-
Bandarawela	-	-	-	-	-	-
Veyangoda	-	380.00 - 420.00	370.00 - 400.00	250.00 - 280.00	300.00 - 350.00	200.00 - 250.00

Locations	Raddish	Cabbage	Tomato	Ladies Fingers	Brinjal	Capsicum
Colombo	100.00 - 120.00	300.00 - 350.00	550.00 - 600.00	150.00 - 200.00	100.00 - 180.00	500.00 - 600.00
Meegoda (DEC)	80.00 - 120.00	300.00 - 450.00	460.00 - 550.00	200.00 - 210.00	130.00 - 160.00	550.00 - 650.00
Moneragala	140.00 - 150.00	480.00 - 500.00	500.00 - 600.00	250.00 - 300.00	100.00 - 150.00	600.00 - 700.00
Dambulla (DEC)	50.00 - 60.00	280.00 - 320.00	400.00 - 450.00	150.00 - 160.00	100.00 - 140.00	350.00 - 400.00
Keppetipola (DEC)	30.00 - 40.00	300.00 - 350.00	400.00 - 450.00	160.00 - 180.00	150.00 - 170.00	500.00 - 600.00
Norochchole (DEC)	60.00 - 80.00	250.00 - 320.00	300.00 - 400.00	120.00 - 200.00	140.00 - 200.00	300.00 - 400.00
Nuwara Eliya	-	-	-	-	-	-
Kandy	80.00 - 110.00	320.00 - 350.00	450.00 - 500.00	180.00 - 200.00	130.00 - 170.00	550.00 - 600.00
Hambantota	150.00 - 200.00	400.00 - 450.00	580.00 - 620.00	200.00 - 250.00	150.00 - 200.00	600.00 - 700.00
Thambuththegama (DEC)	65.00 - 100.00	290.00 - 310.00	350.00 - 400.00	120.00 - 140.00	60.00 - 100.00	400.00 - 500.00
Tissamaharama	150.00 - 180.00	400.00 - 450.00	600.00 - 630.00	180.00 - 240.00	140.00 - 180.00	500.00 - 650.00
Jaffna	40.00 - 50.00	350.00 - 360.00	450.00 - 460.00	240.00 - 260.00	140.00 - 150.00	400.00 - 420.00
Bandarawela	-	-	-	-	-	-
Veyangoda	70.00 - 100.00	300.00 - 400.00	440.00 - 490.00	150.00 - 200.00	100.00 - 130.00	450.00 - 500.00

Locations	Pumpkin	Cucumber	Bitter Gourd	Snake Gourd	Drumstick	Luffa
Colombo	240.00 - 270.00	80.00 - 120.00	200.00 - 300.00	200.00 - 250.00	-	200.00 - 250.00
Meegoda (DEC)	270.00 - 300.00	80.00 - 100.00	300.00 - 350.00	200.00 - 230.00	-	200.00 - 250.00
Moneragala	280.00 - 300.00	130.00 - 150.00	380.00 - 400.00	250.00 - 260.00	-	300.00 - 350.00
Dambulla (DEC)	240.00 - 260.00	60.00 - 70.00	220.00 - 300.00	170.00 - 190.00	-	150.00 - 180.00
Keppetipola (DEC)	230.00 - 250.00	70.00 - 80.00	300.00 - 320.00	180.00 - 200.00	-	200.00 - 220.00
Norochchole (DEC)	-	50.00 - 70.00	270.00 - 320.00	140.00 - 170.00	-	170.00 - 220.00
Nuwara Eliya	-	-	-	-	-	-
Kandy	250.00 - 270.00	90.00 - 100.00	320.00 - 350.00	200.00 - 220.00	-	220.00 - 250.00
Hambantota	200.00 - 300.00	80.00 - 100.00	350.00 - 400.00	200.00 - 260.00	-	250.00 - 300.00
Thambuththegama (DEC)	230.00 - 270.00	40.00 - 60.00	240.00 - 280.00	140.00 - 160.00	-	190.00 - 240.00
Tissamaharama	250.00 - 290.00	60.00 - 80.00	350.00 - 400.00	200.00 - 240.00	400.00 - 450.00	250.00 - 300.00
Jaffna	135.00 - 150.00	80.00 - 90.00	300.00 - 320.00	100.00 - 110.00	900.00 - 950.00	-
Bandarawela	-	-	-	-	-	-
Veyangoda	260.00 - 290.00	70.00 - 100.00	290.00 - 340.00	180.00 - 230.00	-	200.00 - 230.00

Table 06 (Contd.)

	Long Beans	Ash Plantain	Green Chillies	Lime	Sweet Potatoe	Manioc
Colombo	150.00 - 250.00	250.00 - 320.00	400.00 - 600.00	120.00 - 150.00	120.00 - 150.00	100.00 - 120.00
Meegoda (DEC)	230.00 - 300.00	280.00 - 320.00	420.00 - 530.00	130.00 - 150.00	130.00 - 150.00	130.00 - 150.00
Moneragala	180.00 - 200.00	180.00 - 240.00	600.00 - 650.00	120.00 - 160.00	180.00 - 200.00	80.00 - 90.00
Dambulla (DEC)	140.00 - 180.00	200.00 - 250.00	350.00 - 450.00	100.00 - 120.00	110.00 - 140.00	90.00 - 100.00
Keppetipola (DEC)	220.00 - 240.00	260.00 - 280.00	400.00 - 450.00	120.00 - 140.00	160.00 - 170.00	100.00 - 120.00
Norochchole (DEC)	150.00 - 200.00	-	350.00 - 500.00	-	-	120.00 - 150.00
Nuwara Eliya	-	-	-	-	-	-
Kandy	200.00 - 240.00	250.00 - 280.00	450.00 - 500.00	120.00 - 130.00	140.00 - 160.00	100.00 - 110.00
Hambantota	200.00 - 250.00	150.00 - 200.00	600.00 - 660.00	100.00 - 150.00	150.00 - 200.00	100.00 - 150.00
Thambuththegama (DEC)	140.00 - 170.00	220.00 - 260.00	350.00 - 450.00	70.00 - 100.00	130.00 - 150.00	80.00 - 110.00
Tissamaharama	180.00 - 220.00	200.00 - 210.00	600.00 - 650.00	120.00 - 150.00	200.00 - 240.00	100.00 - 120.00
Jaffna	300.00 - 320.00	150.00 - 165.00	440.00 - 460.00	110.00 - 120.00	200.00 - 220.00	80.00 - 90.00
Bandarawela	-	-	-	-	-	-
Veyangoda	180.00 - 240.00	260.00 - 300.00	400.00 - 450.00	120.00 - 160.00	140.00 - 170.00	120.00 - 140.00

Locations	Leafy Vegetables (Rs/bundle)			Coconut (Rs/nut)	
	Mukunuwenna	Kankun	Gotukola	Large	Small
Colombo	45.00 - 50.00	45.00 - 50.00	280.00 - 300.00	95.00 - 105.00	80.00 - 85.00
Meegoda (DEC)	80.00 - 80.00	80.00 - 80.00	270.00 - 270.00	105.00 - 110.00	85.00 - 90.00
Norochchole (DEC)	50.00 - 60.00	50.00 - 60.00	120.00 - 130.00	90.00 - 100.00	70.00 - 85.00
Nuwara Eliya	-	-	-	-	-
Dambulla (DEC)	25.00 - 30.00	25.00 - 35.00	120.00 - 130.00	80.00 - 85.00	65.00 - 68.00
Kandy	45.00 - 50.00	50.00 - 55.00	250.00 - 260.00	90.00 - 95.00	65.00 - 75.00
Hambantota	60.00 - 70.00	60.00 - 70.00	240.00 - 270.00	-	-
Thambuththegama (DEC)	30.00 - 40.00	30.00 - 40.00	-	80.00 - 85.00	75.00 - 78.00
Tissamaharama	45.00 - 55.00	45.00 - 55.00	240.00 - 270.00	90.00 - 105.00	70.00 - 80.00
Jaffna	80.00 - 100.00	40.00 - 45.00	120.00 - 150.00	78.00 - 84.00	50.00 - 52.00
Bandarawela	-	-	-	-	-
Veyangoda	35.00 - 40.00	35.00 - 40.00	-	90.00 - 95.00	-

Colombo, Meegoda, Norochchole, Jaffna, Dambulla and Kandy - Gotukola Price Rs/Kg

Table 07: Selected Markets: Retail Price of Vegetables (Rs/kg)

Week 09: 23 - 29 February 2024

LOCATIONS	Up Country Varieties																
	Butter Beans		Green Beans		Carrot		Leeks		Beetroot		Knol Khol		Raddish		Cabbage		Tomato
Colombo	-	400.00 - 650.00	440.00 - 620.00	300.00 - 600.00	340.00 - 620.00	280.00 - 600.00	140.00 - 400.00	400.00 - 640.00	580.00 - 1000.00								
Gampaha	-	600.00 - 600.00	600.00 - 600.00	480.00 - 520.00	400.00 - 480.00	400.00 - 480.00	240.00 - 320.00	500.00 - 600.00	800.00 - 800.00								
Kurunegala	-	560.00 - 600.00	580.00 - 620.00	480.00 - 520.00	450.00 - 480.00	350.00 - 400.00	280.00 - 320.00	580.00 - 600.00	700.00 - 840.00								
Nikaweratiya	-	520.00 - 600.00	560.00 - 600.00	400.00 - 480.00	400.00 - 520.00	320.00 - 480.00	160.00 - 200.00	400.00 - 520.00	600.00 - 720.00								
Dambulla	-	500.00 - 580.00	500.00 - 560.00	400.00 - 480.00	460.00 - 480.00	360.00 - 400.00	160.00 - 200.00	460.00 - 560.00	700.00 - 800.00								
Anuradhapura	-	560.00 - 600.00	600.00 - 680.00	440.00 - 600.00	440.00 - 600.00	-	180.00 - 240.00	480.00 - 600.00	600.00 - 800.00								
Thambuththegama	-	540.00 - 620.00	540.00 - 600.00	360.00 - 430.00	370.00 - 420.00	270.00 - 320.00	120.00 - 180.00	380.00 - 450.00	500.00 - 600.00								
Polonnaruwa	-	700.00 - 720.00	650.00 - 700.00	420.00 - 450.00	450.00 - 500.00	380.00 - 450.00	220.00 - 260.00	450.00 - 500.00	750.00 - 820.00								
Kaluthara	-	520.00 - 560.00	520.00 - 560.00	360.00 - 400.00	520.00 - 540.00	380.00 - 420.00	180.00 - 220.00	500.00 - 540.00	620.00 - 660.00								
Badulla	-	520.00 - 600.00	480.00 - 600.00	400.00 - 480.00	480.00 - 480.00	400.00 - 480.00	160.00 - 240.00	530.00 - 600.00	800.00 - 800.00								
Keppetipola	-	440.00 - 460.00	380.00 - 400.00	320.00 - 340.00	350.00 - 360.00	300.00 - 320.00	120.00 - 140.00	420.00 - 440.00	550.00 - 600.00								
Moneragala	-	600.00 - 640.00	600.00 - 700.00	480.00 - 520.00	480.00 - 600.00	-	200.00 - 240.00	600.00 - 640.00	720.00 - 800.00								
Kegalle	-	520.00 - 560.00	600.00 - 640.00	440.00 - 480.00	480.00 - 520.00	440.00 - 480.00	240.00 - 280.00	560.00 - 600.00	640.00 - 680.00								
Ampara	-	520.00 - 560.00	560.00 - 640.00	400.00 - 480.00	480.00 - 520.00	400.00 - 400.00	200.00 - 200.00	560.00 - 600.00	760.00 - 800.00								
Dehiattakandiya	-	680.00 - 720.00	600.00 - 660.00	480.00 - 540.00	480.00 - 520.00	400.00 - 520.00	120.00 - 140.00	560.00 - 600.00	680.00 - 720.00								
Nuwaraeliya	-	-	-	-	-	-	-	-	-								
Kandy	-	550.00 - 600.00	550.00 - 600.00	360.00 - 400.00	400.00 - 450.00	400.00 - 450.00	160.00 - 200.00	480.00 - 520.00	700.00 - 800.00								
Puttalam	-	720.00 - 760.00	600.00 - 700.00	480.00 - 600.00	400.00 - 520.00	-	160.00 - 240.00	480.00 - 600.00	720.00 - 1000.00								
Hambantota	-	480.00 - 600.00	500.00 - 600.00	380.00 - 480.00	400.00 - 480.00	380.00 - 460.00	200.00 - 240.00	480.00 - 580.00	720.00 - 800.00								
Rathnapura	-	550.00 - 600.00	550.00 - 600.00	400.00 - 480.00	380.00 - 480.00	280.00 - 300.00	180.00 - 240.00	480.00 - 580.00	780.00 - 850.00								
Matara	-	540.00 - 600.00	600.00 - 640.00	400.00 - 480.00	440.00 - 520.00	320.00 - 400.00	180.00 - 220.00	560.00 - 600.00	760.00 - 800.00								
Galle	-	500.00 - 600.00	500.00 - 600.00	380.00 - 400.00	440.00 - 560.00	360.00 - 400.00	200.00 - 240.00	540.00 - 600.00	780.00 - 800.00								
Tissamaharama	-	500.00 - 550.00	520.00 - 550.00	370.00 - 400.00	440.00 - 480.00	400.00 - 480.00	200.00 - 240.00	480.00 - 550.00	700.00 - 800.00								
Meegoda (DEC)	-	470.00 - 600.00	520.00 - 680.00	380.00 - 480.00	400.00 - 520.00	360.00 - 440.00	200.00 - 200.00	480.00 - 600.00	600.00 - 800.00								
Embilipitiya	-	650.00 - 720.00	480.00 - 600.00	400.00 - 480.00	400.00 - 480.00	320.00 - 400.00	150.00 - 200.00	700.00 - 720.00	680.00 - 750.00								
Jaffna	-	400.00 - 440.00	450.00 - 500.00	370.00 - 430.00	350.00 - 400.00	-	80.00 - 100.00	400.00 - 420.00	500.00 - 550.00								
Vavuniya	-	600.00 - 700.00	700.00 - 800.00	480.00 - 520.00	600.00 - 650.00	400.00 - 450.00	250.00 - 300.00	600.00 - 650.00	720.00 - 800.00								
Mannar	-	550.00 - 640.00	720.00 - 800.00	550.00 - 600.00	480.00 - 520.00	-	250.00 - 300.00	540.00 - 600.00	800.00 - 900.00								
Killinochchi	-	560.00 - 600.00	780.00 - 820.00	540.00 - 560.00	470.00 - 500.00	-	280.00 - 320.00	560.00 - 580.00	780.00 - 820.00								
Mullaittivu	-	-	-	-	-	-	-	-	-								
Batticaloa	-	580.00 - 600.00	560.00 - 600.00	480.00 - 520.00	500.00 - 520.00	450.00 - 480.00	300.00 - 320.00	570.00 - 600.00	680.00 - 720.00								
Trincomalee	-	600.00 - 640.00	600.00 - 650.00	470.00 - 520.00	490.00 - 520.00	-	220.00 - 250.00	550.00 - 580.00	720.00 - 800.00								
Hanguranketha	-	510.00 - 550.00	470.00 - 520.00	340.00 - 370.00	350.00 - 380.00	300.00 - 330.00	120.00 - 140.00	420.00 - 450.00	520.00 - 580.00								
Veyangoda	-	600.00 - 600.00	560.00 - 600.00	400.00 - 480.00	420.00 - 480.00	400.00 - 480.00	240.00 - 280.00	500.00 - 560.00	640.00 - 700.00								
Galenbindunuwewa	-	600.00 - 720.00	600.00 - 640.00	480.00 - 600.00	400.00 - 530.00	320.00 - 340.00	140.00 - 200.00	400.00 - 530.00	600.00 - 720.00								
Bandarawela	-	-	-	-	-	-	-	-	-								
Matale	-	480.00 - 520.00	520.00 - 600.00	440.00 - 480.00	400.00 - 480.00	440.00 - 480.00	160.00 - 200.00	400.00 - 520.00	800.00 - 840.00								

Table 07 (Contd.)

LOCATIONS	Low Country Varieties										
	Ladies Fingers	Brinjal	Capsicum	Pumpkin	Cucumber	Bitter Gourd	Snake Gourd	Drumstick	Luffa	Long Beans	
Colombo	220.00 - 450.00	200.00 - 420.00	550.00 - 1200.00	300.00 - 480.00	120.00 - 340.00	300.00 - 620.00	300.00 - 480.00	-	260.00 - 520.00	240.00 - 420.00	
Gampaha	320.00 - 360.00	320.00 - 320.00	880.00 - 1000.00	360.00 - 400.00	160.00 - 200.00	500.00 - 560.00	360.00 - 400.00	-	400.00 - 480.00	360.00 - 400.00	
Kurunegala	340.00 - 400.00	240.00 - 300.00	600.00 - 900.00	340.00 - 400.00	180.00 - 240.00	500.00 - 600.00	320.00 - 360.00	800.00 - 1200.00	280.00 - 340.00	280.00 - 340.00	
Nikaweratiya	240.00 - 320.00	240.00 - 320.00	600.00 - 1000.00	300.00 - 400.00	120.00 - 200.00	400.00 - 600.00	300.00 - 360.00	-	280.00 - 320.00	240.00 - 240.00	
Dambulla	320.00 - 400.00	200.00 - 250.00	680.00 - 800.00	300.00 - 320.00	150.00 - 180.00	460.00 - 500.00	300.00 - 340.00	-	340.00 - 360.00	280.00 - 300.00	
Anuradhapura	280.00 - 400.00	200.00 - 240.00	700.00 - 800.00	320.00 - 400.00	160.00 - 240.00	400.00 - 520.00	280.00 - 360.00	-	320.00 - 480.00	240.00 - 320.00	
Thambuthhegama	200.00 - 260.00	140.00 - 200.00	650.00 - 800.00	280.00 - 380.00	100.00 - 140.00	380.00 - 500.00	220.00 - 260.00	-	280.00 - 340.00	200.00 - 260.00	
Polonnaruwa	300.00 - 380.00	250.00 - 280.00	700.00 - 760.00	300.00 - 360.00	220.00 - 260.00	400.00 - 480.00	240.00 - 300.00	-	250.00 - 300.00	260.00 - 300.00	
Kaluthara	300.00 - 340.00	280.00 - 300.00	840.00 - 880.00	300.00 - 340.00	200.00 - 220.00	480.00 - 500.00	300.00 - 340.00	-	420.00 - 440.00	320.00 - 340.00	
Badulla	320.00 - 400.00	280.00 - 320.00	600.00 - 800.00	320.00 - 400.00	200.00 - 240.00	480.00 - 480.00	320.00 - 400.00	-	400.00 - 480.00	320.00 - 400.00	
Keppetipola	240.00 - 260.00	240.00 - 260.00	680.00 - 700.00	320.00 - 340.00	160.00 - 180.00	380.00 - 400.00	260.00 - 280.00	-	280.00 - 300.00	280.00 - 300.00	
Moneragala	400.00 - 440.00	200.00 - 260.00	800.00 - 1000.00	320.00 - 400.00	200.00 - 240.00	520.00 - 600.00	320.00 - 400.00	-	320.00 - 480.00	280.00 - 320.00	
Kegalle	360.00 - 400.00	280.00 - 320.00	660.00 - 700.00	360.00 - 400.00	160.00 - 200.00	480.00 - 520.00	320.00 - 360.00	-	360.00 - 400.00	360.00 - 400.00	
Ampara	480.00 - 480.00	300.00 - 320.00	600.00 - 800.00	400.00 - 400.00	240.00 - 260.00	520.00 - 560.00	420.00 - 440.00	-	400.00 - 440.00	320.00 - 360.00	
Dehiattakandiya	360.00 - 400.00	280.00 - 320.00	720.00 - 800.00	320.00 - 340.00	160.00 - 200.00	520.00 - 600.00	460.00 - 480.00	-	460.00 - 480.00	280.00 - 360.00	
Nuwaraeliya	-	-	-	-	-	-	-	-	-	-	
Kandy	300.00 - 320.00	300.00 - 320.00	750.00 - 800.00	300.00 - 320.00	140.00 - 160.00	450.00 - 480.00	300.00 - 320.00	-	320.00 - 360.00	360.00 - 400.00	
Puttalam	300.00 - 320.00	300.00 - 360.00	800.00 - 1100.00	400.00 - 440.00	160.00 - 200.00	520.00 - 600.00	320.00 - 400.00	-	400.00 - 480.00	320.00 - 400.00	
Rathnapura	240.00 - 280.00	180.00 - 200.00	750.00 - 800.00	320.00 - 350.00	140.00 - 160.00	380.00 - 400.00	280.00 - 320.00	-	320.00 - 400.00	300.00 - 400.00	
Hambantota	280.00 - 330.00	200.00 - 240.00	600.00 - 900.00	300.00 - 340.00	120.00 - 160.00	480.00 - 600.00	300.00 - 360.00	-	320.00 - 400.00	280.00 - 320.00	
Matara	300.00 - 400.00	200.00 - 220.00	600.00 - 800.00	360.00 - 400.00	160.00 - 200.00	520.00 - 600.00	320.00 - 400.00	-	320.00 - 440.00	320.00 - 360.00	
Galle	400.00 - 480.00	280.00 - 320.00	680.00 - 800.00	320.00 - 400.00	160.00 - 240.00	560.00 - 600.00	380.00 - 480.00	1200.00 - 1200.00	400.00 - 480.00	360.00 - 400.00	
Tissamaharama	250.00 - 320.00	200.00 - 220.00	700.00 - 900.00	300.00 - 350.00	100.00 - 160.00	450.00 - 480.00	300.00 - 400.00	600.00 - 700.00	300.00 - 400.00	250.00 - 320.00	
Meegoda (DEC)	280.00 - 400.00	200.00 - 260.00	700.00 - 1000.00	300.00 - 400.00	120.00 - 200.00	380.00 - 560.00	300.00 - 400.00	-	320.00 - 440.00	300.00 - 400.00	
Embilipitiya	280.00 - 320.00	150.00 - 200.00	700.00 - 800.00	340.00 - 400.00	100.00 - 140.00	400.00 - 520.00	280.00 - 320.00	-	280.00 - 320.00	300.00 - 380.00	
Jaffna	300.00 - 340.00	180.00 - 220.00	450.00 - 470.00	180.00 - 220.00	120.00 - 130.00	350.00 - 400.00	150.00 - 170.00	1000.00 - 1100.00	-	350.00 - 380.00	
Vavuniya	450.00 - 500.00	200.00 - 250.00	750.00 - 800.00	400.00 - 450.00	150.00 - 200.00	650.00 - 740.00	400.00 - 480.00	1300.00 - 1400.00	400.00 - 500.00	500.00 - 600.00	
Mannar	400.00 - 480.00	280.00 - 320.00	720.00 - 760.00	350.00 - 400.00	200.00 - 250.00	600.00 - 700.00	320.00 - 360.00	1400.00 - 1600.00	-	480.00 - 520.00	
Killinochchi	400.00 - 440.00	280.00 - 320.00	700.00 - 740.00	380.00 - 420.00	200.00 - 230.00	640.00 - 660.00	300.00 - 340.00	-	-	460.00 - 480.00	
Mullaittivu	-	-	-	-	-	-	-	-	-	-	
Batticaloa	480.00 - 520.00	320.00 - 360.00	760.00 - 800.00	380.00 - 400.00	220.00 - 250.00	570.00 - 600.00	360.00 - 400.00	-	360.00 - 400.00	480.00 - 500.00	
Trincomalee	480.00 - 520.00	350.00 - 400.00	720.00 - 800.00	360.00 - 400.00	200.00 - 240.00	580.00 - 620.00	380.00 - 420.00	-	320.00 - 350.00	430.00 - 460.00	
Hanguranketha	300.00 320.00	200.00 250.00	700.00 800.00	290.00 340.00	150.00 160.00	350.00 400.00	280.00 300.00	-	300.00 330.00	250.00 300.00	
Veyangoda	320.00 - 360.00	280.00 - 320.00	700.00 - 800.00	360.00 - 400.00	160.00 - 200.00	520.00 - 540.00	400.00 - 400.00	-	400.00 - 480.00	360.00 - 400.00	
Galenbindunuwewa	320.00 - 340.00	200.00 - 240.00	600.00 - 700.00	320.00 - 340.00	140.00 - 180.00	480.00 - 640.00	280.00 - 360.00	-	320.00 - 400.00	180.00 - 200.00	
Bandarawela	-	-	-	-	-	-	-	-	-	-	
Matale	400.00 - 440.00	200.00 - 240.00	600.00 - 680.00	280.00 - 320.00	160.00 - 200.00	400.00 - 480.00	320.00 - 400.00	-	320.00 - 360.00	240.00 - 320.00	

Table 07 (Contd.)

LOCATIONS	Low Country Varieties					Leafy Vegetable			Coconut (Rs/nut)	
	Ash Plantain	Green Chillies	Lime	Sweet Potato	Manioc	Mukunuwenna	Kankun	Gotukola	Large	Small
Colombo	300.00 - 520.00	500.00 - 1200.00	200.00 - 500.00	200.00 - 360.00	140.00 - 240.00	50.00 - 100.00	50.00 - 100.00	100.00 - 120.00	105.00 - 120.00	90.00 - 110.00
Gampaha	400.00 - 480.00	1000.00 - 1000.00	300.00 - 400.00	280.00 - 320.00	200.00 - 240.00	60.00 - 70.00	60.00 - 70.00	30.00 - 30.00	110.00 - 130.00	80.00 - 100.00
Kurunegala	300.00 - 380.00	800.00 - 1000.00	250.00 - 350.00	240.00 - 240.00	200.00 - 240.00	50.00 - 50.00	50.00 - 50.00	30.00 - 30.00	100.00 - 110.00	90.00 - 90.00
Nikaweratiya	280.00 - 320.00	800.00 - 1200.00	160.00 - 240.00	200.00 - 240.00	140.00 - 160.00	50.00 - 50.00	50.00 - 50.00	60.00 - 60.00	80.00 - 90.00	65.00 - 75.00
Dambulla	360.00 - 400.00	800.00 - 850.00	200.00 - 250.00	240.00 - 280.00	180.00 - 200.00	50.00 - 70.00	50.00 - 65.00	50.00 - 60.00	100.00 - 120.00	80.00 - 85.00
Anuradhapura	320.00 - 400.00	700.00 - 1200.00	200.00 - 300.00	200.00 - 280.00	200.00 - 240.00	50.00 - 60.00	50.00 - 60.00	50.00 - 60.00	100.00 - 110.00	70.00 - 90.00
Thambuththegama	300.00 - 350.00	500.00 - 650.00	140.00 - 200.00	220.00 - 280.00	150.00 - 200.00	40.00 - 50.00	40.00 - 50.00	-	90.00 - 100.00	80.00 - 85.00
Polonnaruwa	250.00 - 300.00	680.00 - 750.00	180.00 - 200.00	200.00 - 220.00	160.00 - 200.00	50.00 - 60.00	50.00 - 50.00	50.00 - 50.00	88.00 - 95.00	75.00 - 80.00
Kaluthara	440.00 - 460.00	680.00 - 720.00	200.00 - 220.00	220.00 - 240.00	180.00 - 200.00	70.00 - 80.00	60.00 - 70.00	80.00 - 100.00	100.00 - 110.00	90.00 - 95.00
Badulla	400.00 - 400.00	1000.00 - 1000.00	240.00 - 250.00	-	140.00 - 160.00	100.00 - 100.00	100.00 - 100.00	120.00 - 120.00	110.00 - 110.00	85.00 - 85.00
Keppetipola	350.00 - 360.00	550.00 - 600.00	240.00 - 250.00	240.00 - 250.00	170.00 - 180.00	50.00 - 60.00	60.00 - 65.00	60.00 - 70.00	112.00 - 115.00	100.00 - 105.00
Moneragala	280.00 - 340.00	700.00 - 1000.00	200.00 - 240.00	240.00 - 260.00	100.00 - 120.00	50.00 - 60.00	50.00 - 60.00	50.00 - 60.00	100.00 - 110.00	70.00 - 80.00
Kegalle	320.00 - 360.00	700.00 - 750.00	220.00 - 260.00	280.00 - 320.00	180.00 - 200.00	70.00 - 80.00	70.00 - 80.00	40.00 - 50.00	110.00 - 120.00	90.00 - 100.00
Ampara	320.00 - 360.00	800.00 - 1000.00	200.00 - 300.00	280.00 - 280.00	100.00 - 120.00	80.00 - 80.00	50.00 - 50.00	60.00 - 60.00	90.00 - 90.00	85.00 - 85.00
Dehiattakandiya	300.00 - 320.00	800.00 - 1000.00	200.00 - 200.00	180.00 - 280.00	150.00 - 160.00	50.00 - 70.00	50.00 - 70.00	50.00 - 70.00	80.00 - 80.00	65.00 - 75.00
Nuwaraeliya	-	-	-	-	-	-	-	-	-	-
Kandy	360.00 - 400.00	800.00 - 900.00	200.00 - 240.00	240.00 - 260.00	160.00 - 200.00	60.00 - 70.00	60.00 - 70.00	50.00 - 60.00	100.00 - 120.00	75.00 - 85.00
Puttalam	280.00 - 360.00	800.00 - 1100.00	140.00 - 160.00	280.00 - 320.00	180.00 - 220.00	70.00 - 70.00	60.00 - 70.00	40.00 - 40.00	95.00 - 105.00	70.00 - 90.00
Rathnapura	320.00 - 320.00	800.00 - 800.00	220.00 - 260.00	180.00 - 220.00	120.00 - 150.00	80.00 - 80.00	80.00 - 80.00	90.00 - 100.00	110.00 - 130.00	80.00 - 90.00
Hambanthota	250.00 - 300.00	720.00 - 800.00	200.00 - 300.00	200.00 - 240.00	180.00 - 200.00	60.00 - 70.00	60.00 - 70.00	100.00 - 110.00	110.00 - 120.00	70.00 - 90.00
Matara	300.00 - 340.00	700.00 - 800.00	200.00 - 300.00	200.00 - 220.00	180.00 - 200.00	70.00 - 70.00	70.00 - 70.00	100.00 - 120.00	115.00 - 130.00	85.00 - 95.00
Galle	340.00 - 400.00	800.00 - 1000.00	200.00 - 250.00	200.00 - 240.00	150.00 - 200.00	60.00 - 70.00	60.00 - 70.00	80.00 - 100.00	110.00 - 120.00	90.00 - 95.00
Tissamaharama	260.00 - 320.00	700.00 - 800.00	200.00 - 300.00	260.00 - 280.00	180.00 - 200.00	50.00 - 60.00	50.00 - 60.00	70.00 - 100.00	100.00 - 120.00	80.00 - 90.00
Meegoda (DEC)	360.00 - 480.00	550.00 - 800.00	200.00 - 300.00	240.00 - 320.00	200.00 - 200.00	100.00 - 100.00	100.00 - 100.00	100.00 - 100.00	110.00 - 130.00	90.00 - 95.00
Embilipitiya	280.00 - 300.00	900.00 - 1000.00	240.00 - 280.00	320.00 - 360.00	150.00 - 180.00	70.00 - 80.00	60.00 - 80.00	100.00 - 120.00	100.00 - 120.00	60.00 - 90.00
Jaffna	200.00 - 230.00	500.00 - 520.00	150.00 - 180.00	250.00 - 270.00	120.00 - 140.00	110.00 - 120.00	50.00 - 60.00	55.00 - 65.00	90.00 - 110.00	60.00 - 65.00
Vavuniya	350.00 - 400.00	600.00 - 680.00	150.00 - 200.00	200.00 - 260.00	250.00 - 280.00	60.00 - 70.00	60.00 - 70.00	110.00 - 125.00	85.00 - 100.00	60.00 - 70.00
Mannar	320.00 - 360.00	800.00 - 900.00	300.00 - 350.00	-	160.00 - 200.00	40.00 - 50.00	50.00 - 60.00	40.00 - 50.00	90.00 - 100.00	70.00 - 80.00
Killinochchi	300.00 - 330.00	800.00 - 840.00	240.00 - 260.00	240.00 - 260.00	200.00 - 230.00	60.00 - 65.00	40.00 - 45.00	45.00 - 50.00	90.00 - 100.00	50.00 - 60.00
Mullaittivu	-	-	-	-	-	-	-	-	-	-
Batticaloa	360.00 - 400.00	760.00 - 800.00	300.00 - 320.00	240.00 - 250.00	160.00 - 180.00	70.00 - 80.00	50.00 - 60.00	50.00 - 50.00	85.00 - 90.00	50.00 - 60.00
Trincomalee	340.00 360.00	700.00 800.00	250.00 300.00	240.00 260.00	160.00 190.00	75.00 80.00	60.00 65.00	55.00 60.00	105.00 120.00	64.00 70.00
Hanguranketha	320.00 - 350.00	700.00 - 800.00	250.00 - 300.00	200.00 - 230.00	150.00 - 180.00	45.00 - 60.00	45.00 - 60.00	45.00 - 50.00	95.00 - 110.00	70.00 - 80.00
Veyangoda	400.00 - 400.00	800.00 - 1000.00	300.00 - 320.00	240.00 - 280.00	200.00 - 200.00	60.00 - 70.00	60.00 - 70.00	30.00 - 30.00	120.00 - 120.00	80.00 - 100.00
Galenbindunuwewa	-	700.00 - 800.00	200.00 - 320.00	200.00 - 240.00	160.00 - 200.00	50.00 - 60.00	50.00 - 60.00	50.00 - 60.00	80.00 - 100.00	60.00 - 70.00
Bandarawela	-	-	-	-	-	-	-	-	-	-
Matale	360.00 - 400.00	760.00 - 800.00	160.00 - 200.00	240.00 - 280.00	170.00 - 180.00	60.00 - 70.00	70.00 - 80.00	70.00 - 80.00	100.00 - 110.00	75.00 - 85.00

Table 08: Selected Markets: Retail Price of Fruits (Rs/each & Rs/kg)

Week 09: 23 - 29 February 2024

18

LOCATIONS	Banana					Pineapple			Mango	
	Ambul (Rs/kg)	Kolikuttu (Rs/kg)	Seeni (Rs/kg)	Anamalu	Ambun	Large	Medium	Small	Betti	Karthakolomban
Colombo	150.00 - 250.00	350.00 - 450.00	150.00 - 250.00	28.00 - 42.00	38.00 - 55.00	700.00 - 800.00	550.00 - 680.00	450.00 - 600.00	-	-
Gampaha	170.00 - 200.00	320.00 - 350.00	180.00 - 200.00	24.00 - 25.00	38.00 - 40.00	800.00 - 1000.00	600.00 - 750.00	280.00 - 350.00	-	-
Kurunegala	150.00 - 220.00	350.00 - 400.00	150.00 - 200.00	24.00 - 30.00	38.00 - 45.00	700.00 - 800.00	500.00 - 600.00	250.00 - 320.00	-	-
Nikaweratiya	180.00 - 220.00	380.00 - 400.00	180.00 - 200.00	-	43.00 - 47.00	900.00 - 1000.00	720.00 - 800.00	600.00 - 700.00	-	-
Dambulla	180.00 - 200.00	460.00 - 500.00	180.00 - 200.00	-	56.00 - 60.00	850.00 - 900.00	680.00 - 750.00	400.00 - 450.00	-	-
Anuradhapura	180.00 - 260.00	450.00 - 500.00	180.00 - 220.00	28.00 - 35.00	40.00 - 50.00	900.00 - 1050.00	750.00 - 820.00	550.00 - 660.00	-	-
Thambuththegama	180.00 - 220.00	400.00 - 450.00	170.00 - 200.00	-	45.00 - 50.00	1000.00 - 1050.00	810.00 - 840.00	670.00 - 670.00	-	-
Polonnaruwa	240.00 - 260.00	420.00 - 480.00	140.00 - 160.00	30.00 - 35.00	-	900.00 - 980.00	700.00 - 750.00	600.00 - 650.00	-	-
Kaluthara	200.00 - 220.00	350.00 - 380.00	180.00 - 200.00	38.00 - 40.00	40.00 - 42.00	-	680.00 - 720.00	560.00 - 600.00	-	-
Badulla	140.00 - 200.00	350.00 - 450.00	150.00 - 180.00	30.00 - 30.00	-	-	550.00 - 550.00	400.00 - 450.00	-	-
Keppetipola	200.00 - 220.00	420.00 - 440.00	170.00 - 180.00	26.00 - 28.00	45.00 - 48.00	-	650.00 - 660.00	450.00 - 460.00	-	-
Moneragala	120.00 - 150.00	300.00 - 350.00	100.00 - 120.00	23.00 - 25.00	27.00 - 32.00	990.00 - 1080.00	825.00 - 900.00	-	-	-
Kegalle	180.00 - 200.00	400.00 - 450.00	180.00 - 220.00	20.00 - 25.00	25.00 - 30.00	750.00 - 800.00	600.00 - 700.00	400.00 - 500.00	-	-
Ampara	160.00 - 180.00	320.00 - 350.00	100.00 - 120.00	24.00 - 25.00	30.00 - 31.00	-	-	640.00 - 650.00	-	-
Dehiattakandiya	180.00 - 220.00	360.00 - 500.00	160.00 - 180.00	-	40.00 - 50.00	820.00 - 900.00	600.00 - 700.00	400.00 - 500.00	-	-
Nuwaraeliya	-	-	-	-	-	-	-	-	-	-
Kandy	200.00 - 220.00	400.00 - 450.00	180.00 - 200.00	25.00 - 30.00	38.00 - 45.00	850.00 - 900.00	600.00 - 650.00	350.00 - 500.00	-	-
Puttalam	170.00 - 220.00	350.00 - 400.00	170.00 - 220.00	22.00 - 26.00	-	800.00 - 900.00	600.00 - 700.00	-	-	-
Rathnapura	160.00 - 250.00	400.00 - 450.00	170.00 - 250.00	27.00 - 37.00	40.00 - 50.00	780.00 - 800.00	600.00 - 700.00	450.00 - 550.00	-	-
Hambantota	160.00 - 180.00	350.00 - 380.00	160.00 - 170.00	25.00 - 28.00	30.00 - 33.00	950.00 - 980.00	750.00 - 800.00	450.00 - 520.00	-	-
Matara	160.00 - 190.00	350.00 - 360.00	150.00 - 180.00	22.00 - 24.00	32.00 - 35.00	940.00 - 980.00	740.00 - 800.00	400.00 - 480.00	-	-
Galle	180.00 - 220.00	400.00 - 450.00	160.00 - 200.00	36.00 - 38.00	38.00 - 40.00	800.00 - 860.00	650.00 - 700.00	-	-	-
Tissamaharama	160.00 - 180.00	300.00 - 350.00	150.00 - 160.00	28.00 - 32.00	30.00 - 36.00	700.00 - 800.00	600.00 - 680.00	500.00 - 580.00	-	-
Meegoda (DEC)	170.00 - 180.00	300.00 - 320.00	170.00 - 180.00	40.00 - 45.00	40.00 - 45.00	935.00 - 1020.00	715.00 - 780.00	550.00 - 600.00	-	-
Embilipitiya	80.00 - 120.00	260.00 - 300.00	100.00 - 130.00	25.00 - 30.00	30.00 - 40.00	700.00 - 800.00	550.00 - 650.00	400.00 - 500.00	-	-
Jaffna	100.00 - 120.00	270.00 - 290.00	100.00 - 120.00	-	-	900.00 - 1000.00	650.00 - 800.00	500.00 - 600.00	-	-
Vavuniya	140.00 - 160.00	300.00 - 340.00	130.00 - 150.00	-	-	800.00 - 860.00	600.00 - 700.00	400.00 - 500.00	-	-
Mannar	160.00 - 180.00	350.00 - 400.00	160.00 - 180.00	30.00 - 34.00	-	850.00 - 900.00	750.00 - 800.00	650.00 - 700.00	-	-
Killinochchi	120.00 - 140.00	340.00 - 360.00	120.00 - 140.00	34.00 - 36.00	-	980.00 - 1020.00	780.00 - 820.00	650.00 - 680.00	-	-
Mullaittivu	-	-	-	-	-	-	-	-	-	-
Batticaloa	180.00 - 200.00	400.00 - 420.00	150.00 - 160.00	20.00 - 25.00	-	700.00 - 720.00	640.00 - 650.00	550.00 - 560.00	-	-
Trincomalee	160.00 - 190.00	360.00 - 400.00	120.00 - 150.00	-	-	740.00 - 780.00	580.00 - 620.00	400.00 - 440.00	-	-
Veyangoda	200.00 - 250.00	400.00 - 500.00	200.00 - 250.00	22.00 - 25.00	31.00 - 44.00	980.00 - 980.00	700.00 - 800.00	500.00 - 650.00	-	-
Galenbindunuwewa	150.00 - 180.00	350.00 - 400.00	100.00 - 150.00	25.00 - 30.00	35.00 - 40.00	800.00 - 950.00	700.00 - 750.00	600.00 - 650.00	-	-
Bandarawela	-	-	-	-	-	-	-	-	-	-
Matale	160.00 - 180.00	400.00 - 450.00	160.00 - 180.00	30.00 - 35.00	40.00 - 45.00	950.00 - 1000.00	800.00 - 860.00	550.00 - 650.00	-	-

Table 08 (Contd.)

LOCATIONS	Mango		Other Fruits							
	Vilad	Kohu	Papaw (Rs/kg)	Passion	Wood Apple	Orange	Avocado	Slime Apple	Grapes (Rs/kg)	King Coconut
Colombo	-	-	220.00 - 380.00	120.00 - 180.00	100.00 - 160.00	50.00 - 100.00	-	30.00 - 100.00	1700.00 - 2500.00	130.00 - 180.00
Gampaha	-	-	240.00 - 250.00	140.00 - 160.00	150.00 - 180.00	80.00 - 120.00	200.00 - 200.00	50.00 - 80.00	2800.00 - 2800.00	100.00 - 120.00
Kurunegala	-	-	200.00 - 250.00	-	100.00 - 150.00	50.00 - 80.00	120.00 - 150.00	50.00 - 70.00	2500.00 - 2500.00	120.00 - 140.00
Nikaweratiya	-	-	180.00 - 200.00	-	-	70.00 - 80.00	120.00 - 150.00	80.00 - 80.00	2300.00 - 2500.00	100.00 - 120.00
Dambulla	-	60.00 - 70.00	240.00 - 260.00	-	60.00 - 80.00	60.00 - 80.00	140.00 - 150.00	60.00 - 80.00	2400.00 - 2500.00	130.00 - 150.00
Anuradhapura	-	-	160.00 - 250.00	-	50.00 - 80.00	60.00 - 100.00	-	70.00 - 100.00	2000.00 - 3000.00	140.00 - 150.00
Thambuththegama	-	-	240.00 - 300.00	-	-	-	-	60.00 - 80.00	2000.00 - 2300.00	100.00 - 100.00
Polonnaruwa	-	-	200.00 - 250.00	-	50.00 - 60.00	-	150.00 - 180.00	50.00 - 60.00	2000.00 - 2500.00	120.00 - 130.00
Kaluthara	-	-	240.00 - 280.00	-	90.00 - 100.00	60.00 - 80.00	-	80.00 - 100.00	2200.00 - 2400.00	100.00 - 120.00
Badulla	-	-	280.00 - 300.00	-	50.00 - 60.00	-	-	50.00 - 60.00	2000.00 - 3000.00	150.00 - 150.00
Keppetipola	-	-	240.00 - 250.00	-	90.00 - 100.00	70.00 - 80.00	90.00 - 100.00	-	2400.00 - 2500.00	170.00 - 180.00
Moneragala	-	-	180.00 - 200.00	-	50.00 - 70.00	80.00 - 100.00	-	50.00 - 65.00	2500.00 - 2700.00	100.00 - 140.00
Kegalle	-	-	220.00 - 250.00	-	50.00 - 80.00	100.00 - 100.00	90.00 - 100.00	30.00 - 50.00	2450.00 - 2600.00	130.00 - 140.00
Ampara	-	-	220.00 - 240.00	-	-	-	-	-	-	120.00 - 140.00
Dehiattakandiya	-	-	250.00 - 280.00	-	-	50.00 - 80.00	80.00 - 100.00	50.00 - 80.00	2200.00 - 2800.00	100.00 - 130.00
Nuwaraeliya	-	-	-	-	-	-	-	-	-	-
Kandy	-	-	280.00 - 300.00	80.00 - 90.00	60.00 - 70.00	80.00 - 100.00	130.00 - 150.00	50.00 - 60.00	2000.00 - 2500.00	130.00 - 140.00
Puttalam	-	-	200.00 - 260.00	-	-	50.00 - 65.00	-	-	2500.00 - 3000.00	120.00 - 150.00
Hambantota	-	-	230.00 - 240.00	-	70.00 - 80.00	100.00 - 120.00	-	60.00 - 80.00	2200.00 - 2500.00	120.00 - 130.00
Rathnapura	-	-	250.00 - 300.00	-	75.00 - 100.00	60.00 - 80.00	-	70.00 - 100.00	2500.00 - 2700.00	100.00 - 150.00
Matara	-	-	230.00 - 250.00	110.00 - 125.00	70.00 - 80.00	100.00 - 130.00	200.00 - 220.00	50.00 - 55.00	2000.00 - 2200.00	120.00 - 150.00
Galle	-	-	200.00 - 300.00	110.00 - 120.00	60.00 - 65.00	120.00 - 140.00	200.00 - 220.00	80.00 - 90.00	2500.00 - 2500.00	120.00 - 150.00
Tissamaharama	-	-	200.00 - 240.00	95.00 - 100.00	40.00 - 44.00	100.00 - 120.00	-	45.00 - 52.00	2200.00 - 2500.00	100.00 - 120.00
Meegoda (DEC)	-	-	230.00 - 280.00	-	75.00 - 90.00	-	-	-	2000.00 - 2300.00	130.00 - 150.00
Embilipitiya	-	-	240.00 - 260.00	-	70.00 - 90.00	60.00 - 80.00	-	25.00 - 30.00	2200.00 - 2500.00	120.00 - 140.00
Jaffna	-	-	180.00 - 200.00	140.00 - 160.00	50.00 - 70.00	-	130.00 - 160.00	-	2800.00 - 3000.00	150.00 - 160.00
Vavuniya	-	-	160.00 - 170.00	75.00 - 85.00	50.00 - 60.00	-	-	-	2100.00 - 2250.00	130.00 - 150.00
Mannar	-	-	250.00 - 300.00	-	-	-	180.00 - 200.00	-	2500.00 - 2700.00	140.00 - 150.00
Killinochchi	-	-	200.00 - 220.00	-	50.00 - 60.00	-	-	-	2400.00 - 2500.00	140.00 - 150.00
Mullaittivu	-	-	-	-	-	-	-	-	-	-
Batticaloa	80.00 - 85.00	-	180.00 - 200.00	-	85.00 - 90.00	-	120.00 - 130.00	-	2100.00 - 2200.00	140.00 - 150.00
Trincomalee	-	-	190.00 - 220.00	-	48.00 - 50.00	80.00 - 83.00	90.00 - 92.00	-	2400.00 - 2430.00	145.00 - 150.00
Veyangoda	-	-	250.00 - 300.00	130.00 - 130.00	125.00 - 130.00	70.00 - 100.00	180.00 - 180.00	60.00 - 80.00	2500.00 - 3000.00	150.00 - 150.00
Galenbindunuwewa	-	-	100.00 - 150.00	-	-	-	-	-	2500.00 - 2800.00	120.00 - 130.00
Bandarawela	-	-	-	-	-	-	-	-	-	-
Matale	-	-	260.00 - 280.00	-	60.00 - 80.00	50.00 - 60.00	90.00 - 100.00	50.00 - 60.00	2200.00 - 2400.00	120.00 - 130.00

Table 09: Selected Markets: Wholesale Price of Fresh Fish & Eggs (Rs/kg & Rs/egg)

Week 09: 23 - 29 February 2024

Locations	Sea Fish					
	Salaya	Hurulla	Balaya	Kelawalla	Thora	Paraw
Colombo	250.00 – 350.00	450.00 – 750.00	450.00 – 650.00	1000.00 – 1250.00	1700.00 – 2200.00	1100.00 – 1350.00
Kandy	320.00 – 340.00	750.00 – 800.00	800.00 – 900.00	1200.00 – 1250.00	2100.00 – 2200.00	1200.00 – 1250.00
Kaluthara	420.00 – 450.00	800.00 – 900.00	600.00 – 700.00	1200.00 – 1300.00	-	-
Puttalam	280.00 – 400.00	600.00 – 700.00	480.00 – 620.00	1000.00 – 1050.00	2650.00 – 2850.00	1000.00 – 1200.00
Matara	350.00 – 360.00	600.00 – 700.00	800.00 – 850.00	1400.00 – 1500.00	-	-
Hambantota	350.00 – 400.00	-	850.00 – 900.00	1100.00 – 1200.00	-	-
Galle	-	-	600.00 – 700.00	900.00 – 1100.00	1800.00 – 2000.00	1000.00 – 1100.00
Batticaloa	300.00 – 400.00	900.00 – 900.00	400.00 – 450.00	1200.00 – 1300.00	1200.00 – 1350.00	1200.00 – 1300.00
Trincomalee	380.00 – 400.00	760.00 – 800.00	900.00 – 980.00	1760.00 – 1800.00	1840.00 – 1900.00	1700.00 – 1750.00
Mannar	180.00 – 200.00	450.00 – 500.00	-	-	-	1000.00 – 1150.00

Locations	Sea Fish				Eggs	
	Mora	Shrimps	Thalapath	Teppeli	Brown	White
Colombo	600.00 – 1000.00	1550.00 – 1900.00	1500.00 – 2000.00	-	58.50 – 60.00	56.50 – 57.50
Kandy	1150.00 – 1200.00	1650.00 – 1750.00	1700.00 – 1850.00	-	57.00 – 58.00	56.00 – 57.00
Kaluthara	-	-	1700.00 – 1800.00	-	-	-
Puttalam	1250.00 – 1650.00	1150.00 – 1350.00	1800.00 – 2000.00	-	55.00 – 57.00	54.00 – 56.00
Matara	-	1400.00 – 1500.00	1700.00 – 1800.00	-	-	56.00 – 57.00
Hambantota	-	1650.00 – 1700.00	-	-	-	55.00 – 58.00
Galle	-	-	-	-	56.00 – 57.00	55.00 – 56.50
Batticaloa	900.00 – 1000.00	850.00 – 950.00	1200.00 – 1300.00	-	60.00 – 61.00	59.00 – 60.00
Trincomalee	1650.00 – 1680.00	1050.00 – 1100.00	-	-	60.00 – 62.00	58.00 – 59.00
Mannar	-	950.00 – 1000.00	-	-	59.00 – 60.00	57.00 – 58.00

Table 10: Selected Markets: Wholesale Price of Dried Fish (Rs/50kg)

Week 09: 23 - 29 February 2024

Locations	Local Dried Fish					
	Sprats	Kattawa	Thora	Mora	Balaya	Anguluwa
Colombo	65000 – 72500	-	-	82500 – 90000	37500 – 42500	-
Kandy	75000 – 80000	-	-	90000 – 95000	42500 – 55000	40000 – 45000
Batticaloa	47500 – 50500	-	-	90000 – 97500	40000 – 45000	40000 – 44500
Trincomalee	57500 – 58000	-	-	-	45000 – 46500	39000 – 40000
Mannar	47500 – 50000	82500 – 85000	-	77500 – 82500	47500 – 52500	32500 – 35000

Locations	Local Dried Fish			Imported Dried Fish		
	Maduwa	Koduwa	Salaya	Sprats	Kattawa	Thora
Colombo	67500 – 72500	-	20000 – 27500	39000 – 47500	65000 – 70000	-
Kandy	65000 – 70000	-	27500 – 28000	42500 – 47500	72500 – 75000	-
Batticaloa	57500 – 60000	-	40000 – 45000	50000 – 55000	-	-
Trincomalee	44500 – 46000	-	41500 – 42500	47000 – 47500	-	-
Mannar	50000 – 52500	-	37500 – 40000	47500 – 50000	-	-

Locations	Imported Dried Fish					
	Mora	Balaya	Anguluwa	Maduwa	Koduwa	Salaya
Colombo	-	-	70000 – 75000	-	-	-
Kandy	-	-	-	-	-	-
Batticaloa	-	-	-	-	-	-
Trincomalee	-	-	-	-	-	-
Mannar	-	-	-	-	-	-

Table 11: Selected Markets: Retail Price of Fresh Fish & Eggs (Rs/kg & Rs/eggs)

Week 09: 23 - 29 February 2024

LOCATIONS	Sea Fish									Eggs									
	Salaya		Hurulla		Balaya		Kelawalla		Thora		Paraw		Mora		Thalapath		Brown		White
Colombo	350.00 - 700.00	850.00 - 1100.00	600.00 - 720.00	1250.00 - 2400.00	2000.00 - 3200.00	1375.00 - 2400.00	1050.00 - 1400.00	2000.00 - 3000.00	60.50 - 61.00	58.00 - 60.00									
Gampaha	500.00 - 500.00	800.00 - 800.00	1000.00 - 1000.00	2000.00 - 2000.00	3000.00 - 3000.00	2000.00 - 2000.00	-	2400.00 - 2400.00	60.00 - 62.00	55.00 - 60.00									
Kurunegala	580.00 - 600.00	1000.00 - 1000.00	1000.00 - 1400.00	1800.00 - 2000.00	-	1500.00 - 1600.00	-	2400.00 - 2400.00	64.00 - 64.00	58.00 - 62.00									
Nikaweratiya	600.00 - 600.00	1000.00 - 1000.00	900.00 - 1000.00	2000.00 - 2000.00	-	2000.00 - 2000.00	-	2400.00 - 2400.00	62.00 - 62.00	58.00 - 60.00									
Dambulla	350.00 - 400.00	800.00 - 900.00	800.00 - 900.00	1600.00 - 1700.00	2200.00 - 2200.00	1400.00 - 1500.00	1400.00 - 1500.00	2200.00 - 2200.00	59.00 - 61.00	58.00 - 59.00									
Anuradhapura	450.00 - 500.00	950.00 - 1000.00	900.00 - 1000.00	1800.00 - 2000.00	2400.00 - 2500.00	1400.00 - 1500.00	-	2300.00 - 2400.00	-	58.00 - 60.00									
Thambuththegama	400.00 - 500.00	-	600.00 - 800.00	-	-	1500.00 - 1500.00	1000.00 - 1000.00	2400.00 - 2400.00	-	57.00 - 60.00									
Polonnaruwa	600.00 - 650.00	1000.00 - 1000.00	1100.00 - 1200.00	1800.00 - 2100.00	2200.00 - 2400.00	1500.00 - 1600.00	1600.00 - 1700.00	2000.00 - 2200.00	-	58.00 - 60.00									
Kaluthara	490.00 - 520.00	950.00 - 1000.00	880.00 - 920.00	1680.00 - 1740.00	-	-	-	2000.00 - 2200.00	-	57.00 - 58.00									
Badulla	400.00 - 480.00	800.00 - 800.00	1400.00 - 1400.00	1600.00 - 1600.00	2200.00 - 2200.00	1600.00 - 1600.00	1400.00 - 1600.00	2400.00 - 2400.00	60.00 - 62.00	58.00 - 62.00									
Keppetipola	420.00 - 440.00	780.00 - 800.00	900.00 - 950.00	1500.00 - 1600.00	-	1450.00 - 1500.00	1400.00 - 1450.00	-	62.00 - 63.00	60.00 - 62.00									
Moneragala	450.00 - 500.00	1000.00 - 1200.00	900.00 - 1000.00	1800.00 - 2000.00	2200.00 - 2400.00	1400.00 - 1500.00	-	2500.00 - 2700.00	60.00 - 62.00	58.00 - 60.00									
Kegalle	500.00 - 600.00	1000.00 - 1100.00	1400.00 - 1600.00	2000.00 - 2300.00	-	1700.00 - 1900.00	1600.00 - 1700.00	2500.00 - 2600.00	60.00 - 65.00	58.00 - 60.00									
Ampara	-	-	1400.00 - 1400.00	2400.00 - 2400.00	-	-	-	2400.00 - 2400.00	63.00 - 63.00	58.00 - 62.00									
Dehiattakandiya	500.00 - 600.00	900.00 - 900.00	1400.00 - 1600.00	2000.00 - 2200.00	2300.00 - 2300.00	-	-	-	58.00 - 60.00	55.00 - 60.00									
Nuwaraeliya	-	-	-	-	-	-	-	-	-	-									
Kandy	460.00 - 470.00	900.00 - 960.00	1000.00 - 1100.00	1780.00 - 1800.00	2400.00 - 2500.00	1500.00 - 1600.00	1560.00 - 1600.00	2000.00 - 2100.00	59.00 - 60.00	57.00 - 59.00									
Puttalam	350.00 - 500.00	700.00 - 850.00	550.00 - 850.00	1000.00 - 1200.00	2800.00 - 3000.00	1200.00 - 1400.00	1400.00 - 1800.00	2000.00 - 2500.00	56.00 - 58.00	53.00 - 56.00									
Hambantota	500.00 - 600.00	-	1300.00 - 1400.00	2000.00 - 2200.00	2000.00 - 2200.00	-	-	-	-	58.00 - 62.00									
Rathnapura	600.00 - 600.00	1100.00 - 1100.00	1000.00 - 1000.00	2000.00 - 2000.00	3000.00 - 3000.00	2200.00 - 2200.00	1600.00 - 1600.00	2400.00 - 2400.00	55.00 - 56.00	55.00 - 56.00									
Matara	500.00 - 550.00	850.00 - 900.00	1400.00 - 1500.00	2000.00 - 2200.00	-	-	-	2300.00 - 2400.00	-	57.00 - 59.00									
Galle	500.00 - 560.00	900.00 - 1000.00	1200.00 - 1400.00	2400.00 - 2600.00	2400.00 - 2600.00	1600.00 - 1800.00	-	2600.00 - 2800.00	58.00 - 58.00	50.00 - 58.00									
Tissamaharama	550.00 - 600.00	950.00 - 1000.00	1300.00 - 1400.00	2000.00 - 2200.00	2000.00 - 2000.00	-	-	-	-	56.00 - 60.00									
Meegoda	400.00 - 600.00	1100.00 - 1100.00	1200.00 - 1200.00	-	-	-	1400.00 - 1400.00	2800.00 - 2900.00	59.00 - 59.00	56.00 - 58.00									
Embilipitiya	500.00 - 600.00	850.00 - 900.00	1250.00 - 1350.00	2200.00 - 2300.00	2300.00 - 2400.00	1750.00 - 1850.00	1250.00 - 1400.00	2300.00 - 2400.00	59.00 - 60.00	56.00 - 60.00									
Jaffna	400.00 - 450.00	800.00 - 850.00	1200.00 - 1250.00	-	3000.00 - 3100.00	1800.00 - 1900.00	-	-	60.00 - 62.00	60.00 - 62.00									
Vavuniya	500.00 - 580.00	800.00 - 900.00	1000.00 - 1100.00	2300.00 - 2350.00	2000.00 - 2150.00	1400.00 - 1550.00	2000.00 - 2200.00	2000.00 - 2200.00	56.00 - 60.00	55.00 - 58.00									
Mannar	300.00 - 400.00	600.00 - 700.00	900.00 - 1000.00	-	-	1300.00 - 1400.00	1800.00 - 2000.00	-	61.00 - 62.00	59.00 - 60.00									
Killinochchi	400.00 - 450.00	800.00 - 850.00	1000.00 - 1100.00	-	-	1450.00 - 1500.00	-	-	59.00 - 60.00	57.00 - 58.00									
Mullaittivu	-	-	-	-	-	-	-	-	-	-									
Batticaloa	600.00 - 700.00	1300.00 - 1400.00	1000.00 - 1100.00	2000.00 - 2200.00	2000.00 - 2100.00	2000.00 - 2200.00	1800.00 - 2000.00	2000.00 - 2100.00	63.00 - 64.00	61.00 - 62.00									
Trincomalee	570.00 - 600.00	1000.00 - 1100.00	1100.00 - 1200.00	2150.00 - 2200.00	2250.00 - 2320.00	1950.00 - 2000.00	1900.00 - 2000.00	-	63.00 - 65.00	60.00 - 62.00									
Veyangoda	500.00 - 500.00	900.00 - 900.00	-	2000.00 - 2000.00	-	-	-	2400.00 - 2400.00	57.00 - 62.00	56.00 - 60.00									
Galenbindunuwewa	400.00 - 400.00	900.00 - 900.00	900.00 - 1300.00	2200.00 - 2200.00	2500.00 - 2500.00	2300.00 - 2300.00	1700.00 - 1700.00	2400.00 - 2400.00	-	58.00 - 60.00									
Bandarawela	-	-	-	-	-	-	-	-	-	-									
Matale	560.00 - 600.00	900.00 - 1000.00	1000.00 - 1100.00	2100.00 - 2200.00	2400.00 - 2500.00	1500.00 - 1600.00	1500.00 - 1600.00	2100.00 - 2200.00	59.00 - 60.00	57.00 - 58.00									

Table 12: Selected Markets: Retail Price of Dried Fish (Rs/kg)

Week 09: 23 - 29 February 2024

LOCATIONS	Dried Fish													
	Sprats-Imported		Kattawa		Thora		Mora		Balaya		Anguluwa		Salaya	
Colombo	1000.00	1300.00	2000.00	2600.00	-	-	2200.00	2500.00	1400.00	1800.00	2200.00	2400.00	1000.00	1200.00
Gampaha	1200.00	1300.00	2000.00	2400.00	3200.00	3200.00	2200.00	2200.00	1400.00	1600.00	2000.00	2200.00	800.00	1000.00
Kurunegala	1100.00	1300.00	1800.00	2100.00	3000.00	3000.00	2000.00	2100.00	1200.00	1400.00	1600.00	1600.00	900.00	1000.00
Nikaweratiya	1200.00	1400.00	1800.00	2000.00	-	-	1800.00	2200.00	1200.00	1400.00	2000.00	2400.00	800.00	1200.00
Dambulla	1100.00	1200.00	2200.00	2300.00	-	-	2200.00	2300.00	1200.00	1300.00	1900.00	2000.00	-	-
Anuradhapura	1200.00	1400.00	2000.00	2400.00	-	-	2200.00	2400.00	1200.00	1600.00	2200.00	2600.00	800.00	1000.00
Thambuththegama	1100.00	1300.00	1800.00	1800.00	-	-	-	-	1100.00	1300.00	1000.00	1300.00	900.00	1000.00
Polonnaruwa	1300.00	1400.00	1900.00	2000.00	2800.00	2800.00	2100.00	2200.00	1200.00	1300.00	1800.00	2000.00	-	-
Kaluthara	1200.00	1300.00	1900.00	2000.00	-	-	2000.00	2200.00	1600.00	1700.00	2200.00	2400.00	1000.00	1100.00
Badulla	1000.00	1200.00	2200.00	2200.00	-	-	2000.00	2200.00	1200.00	1200.00	-	-	-	-
Keppetipola	1200.00	1280.00	2250.00	2280.00	-	-	2340.00	2350.00	1350.00	1360.00	2150.00	2160.00	950.00	980.00
Moneragala	1100.00	1300.00	2100.00	2200.00	-	-	2000.00	2200.00	1500.00	1600.00	2100.00	2200.00	-	-
Kegalle	1150.00	1250.00	2000.00	2200.00	-	-	2000.00	2100.00	1100.00	1300.00	-	-	-	-
Ampara	1150.00	1300.00	1800.00	2400.00	-	-	2200.00	2200.00	1260.00	1600.00	-	-	-	-
Dehiattakandiya	1000.00	1200.00	2400.00	2400.00	-	-	2200.00	2400.00	1400.00	1600.00	1300.00	1400.00	-	-
Nuwaraeliya	-	-	-	-	-	-	-	-	-	-	-	-	-	-
Kandy	1100.00	1400.00	2000.00	2400.00	-	-	2300.00	2400.00	1500.00	1600.00	2000.00	2200.00	1000.00	1050.00
Puttalam	1000.00	1050.00	2200.00	2650.00	2000.00	2300.00	1800.00	2200.00	1000.00	1350.00	800.00	1900.00	800.00	950.00
Hambantota	1200.00	1250.00	1900.00	2100.00	-	-	-	-	1100.00	1300.00	2000.00	2100.00	-	-
Rathnapura	1040.00	1360.00	2200.00	2400.00	-	-	2120.00	2220.00	1200.00	1360.00	1900.00	2100.00	800.00	900.00
Matara	1120.00	1200.00	2000.00	2100.00	-	-	1900.00	2000.00	1300.00	1500.00	1800.00	2000.00	-	-
Galle	1000.00	1400.00	1900.00	2200.00	-	-	2000.00	2600.00	1200.00	1500.00	1900.00	2250.00	-	-
Tissamaharama	1000.00	1300.00	1700.00	2000.00	-	-	1800.00	2000.00	1000.00	1500.00	1800.00	2100.00	1100.00	1200.00
Meegoda	1000.00	1200.00	1750.00	2000.00	-	-	1750.00	2200.00	1200.00	1600.00	1700.00	2200.00	800.00	1000.00
Embilipitiya	1100.00	1300.00	2000.00	2500.00	-	-	2200.00	2400.00	1400.00	1600.00	2100.00	2400.00	800.00	1000.00
Jaffna	1000.00	1100.00	1800.00	2000.00	3100.00	3250.00	2150.00	2300.00	1280.00	1350.00	1200.00	1300.00	-	-
Vavuniya	-	-	1700.00	1800.00	-	-	1800.00	1900.00	1200.00	1300.00	1000.00	1100.00	-	-
Mannar	1050.00	1200.00	1800.00	1900.00	-	-	1700.00	1800.00	1100.00	1200.00	750.00	850.00	850.00	950.00
Killinochchi	1150.00	1200.00	2400.00	2500.00	-	-	1700.00	1800.00	1400.00	1500.00	1000.00	1100.00	800.00	900.00
Mullaittivu	-	-	-	-	-	-	-	-	-	-	-	-	-	-
Batticaloa	1100.00	1200.00	2200.00	2400.00	-	-	2000.00	2150.00	1000.00	1100.00	1000.00	1100.00	1000.00	1100.00
Trincomalee	1200.00	1250.00	2230.00	2260.00	-	-	-	-	1080.00	1150.00	1000.00	1050.00	1050.00	1100.00
Veyangoda	1000.00	1200.00	1800.00	2000.00	-	-	2000.00	2200.00	1200.00	1400.00	2000.00	2000.00	800.00	1040.00
Galenbindunuwewa	1000.00	1300.00	2000.00	2400.00	-	-	2000.00	2400.00	1400.00	1600.00	2100.00	2200.00	800.00	1000.00
Bandarawela	-	-	-	-	-	-	-	-	-	-	-	-	-	-
Matale	1100.00	1200.00	2300.00	2400.00	-	-	2200.00	2300.00	1500.00	1600.00	1800.00	2000.00	-	-

Table 13: Selected Markets: Retail Price of Meat (Rs/kg)

Week 09: 23 - 29 February 2024

LOCATIONS	Meat	Meat (Chicken)		Meat	
	Beef	Broiler	Curry	Mutton	Pork
Colombo	2300.00 - 2500.00	1160.00 - 1280.00	1250.00 - 1400.00	3100.00 - 3400.00	1250.00 - 1300.00
Gampaha	2200.00 - 2200.00	1150.00 - 1200.00	-	3300.00 - 3300.00	1200.00 - 1200.00
Kurunegala	2000.00 - 2100.00	1100.00 - 1200.00	1100.00 - 1100.00	3000.00 - 3200.00	1300.00 - 1350.00
Nikaweratiya	2000.00 - 2200.00	1100.00 - 1200.00	-	-	-
Dambulla	-	1200.00 - 1250.00	-	-	1400.00 - 1500.00
Anuradhapura	2000.00 - 2000.00	1150.00 - 1250.00	-	3400.00 - 3500.00	1300.00 - 1500.00
Thambuththegama	2000.00 - 2200.00	1000.00 - 1180.00	1000.00 - 1150.00	-	1450.00 - 1500.00
Polonnaruwa	1800.00 - 1800.00	1100.00 - 1150.00	1200.00 - 1250.00	3000.00 - 3000.00	-
Kaluthara	2200.00 - 2400.00	1320.00 - 1360.00	-	-	1280.00 - 1320.00
Badulla	2100.00 - 2100.00	1350.00 - 1350.00	1650.00 - 1650.00	2900.00 - 2900.00	-
Keppetipola	2100.00 - 2200.00	1150.00 - 1200.00	1350.00 - 1400.00	3000.00 - 3100.00	-
Moneragala	-	1250.00 - 1350.00	1600.00 - 1650.00	2900.00 - 3000.00	1450.00 - 1550.00
Kegalle	2200.00 - 2200.00	1180.00 - 1290.00	-	3000.00 - 3000.00	1500.00 - 1600.00
Ampara	-	1000.00 - 1000.00	1050.00 - 1300.00	-	1400.00 - 1650.00
Dehiattakandiya	-	1000.00 - 1200.00	-	-	1230.00 - 1500.00
Nuwaraeliya	-	-	-	-	-
Kandy	2200.00 - 2200.00	1140.00 - 1160.00	1300.00 - 1320.00	3100.00 - 3200.00	1450.00 - 1500.00
Puttalam	2000.00 - 2200.00	1060.00 - 1180.00	-	3200.00 - 3200.00	-
Hambantota	-	1180.00 - 1200.00	-	-	-
Rathnapura	2200.00 - 2200.00	1120.00 - 1300.00	1200.00 - 1400.00	3200.00 - 3200.00	1200.00 - 1200.00
Matara	-	1180.00 - 1200.00	-	-	-
Galle	2200.00 - 2200.00	1180.00 - 1200.00	-	3200.00 - 3200.00	-
Tissamaharama	-	1150.00 - 1250.00	-	-	1200.00 - 1400.00
Meegoda	-	1150.00 - 1230.00	1350.00 - 1400.00	3300.00 - 3300.00	1500.00 - 1500.00
Embilipitiya	2150.00 - 2200.00	1000.00 - 1200.00	1200.00 - 1300.00	2900.00 - 3000.00	1400.00 - 1600.00
Jaffna	2000.00 - 2100.00	1150.00 - 1200.00	1450.00 - 1550.00	3450.00 - 3500.00	-
Vavuniya	2000.00 - 2150.00	1350.00 - 1450.00	1450.00 - 1500.00	2900.00 - 2950.00	-
Mannar	1800.00 - 1900.00	1280.00 - 1300.00	1500.00 - 1600.00	-	-
Killinochchi	1950.00 - 2000.00	1350.00 - 1400.00	1550.00 - 1600.00	3300.00 - 3400.00	-
Mullaittivu	-	-	-	-	-
Batticaloa	1800.00 - 1950.00	1180.00 - 1240.00	1500.00 - 1600.00	3400.00 - 3500.00	-
Trincomalee	1970.00 - 2000.00	1200.00 - 1300.00	1640.00 - 1700.00	3450.00 - 3500.00	-
Veyangoda	2200.00 - 2200.00	1150.00 - 1150.00	-	2950.00 - 3000.00	1300.00 - 1300.00
Galenbindunuwewa	1900.00 - 2000.00	1140.00 - 1150.00	-	-	1400.00 - 1500.00
Bandarawela	-	-	-	-	-
Matale	2000.00 - 2200.00	1200.00 - 1250.00	1300.00 - 1400.00	2900.00 - 3000.00	1500.00 - 1600.00

Table 14: Colombo: Wholesale Prices (Rs/kg or Rs/piece)

Week 09: 23 - 29 February 2024

COMMODITY	Range	Average Price			Change Compared to		COMMODITY	Range	Average Price			Change Compared to	
		This Week	Last Week	Last Year	Last Week (%)	Last Year (%)			This Week	Last Week	Last Year	Last Week (%)	Last Year (%)
<u>Rice</u>							<u>Coconut</u>						
Local							Large	95.00 - 105.00	99.00	98.75	97.20	0.25	1.85
Samba 1	235.00 - 240.00	236.63	236.00	215.50	0.26	9.80	Small	80.00 - 85.00	83.00	82.73	87.64	0.33	-5.29
Samba 2	228.00 - 230.00	229.50	229.50	207.50	0.00	10.60							
Keeri Samba	315.00 - 325.00	320.00	325.00	244.00	-1.54	31.15	<u>Fruits (Rs/fruit)</u>						
Nadu 1	200.00 - 205.00	202.50	199.00	187.50	1.76	8.00	Plantain						
Nadu 2	190.00 - 195.00	193.13	190.89	180.00	1.17	7.29	Ambul (Rs/kg)	100.00 - 140.00	118.33	101.67	168.33	16.39	-29.70
Raw (Red)	165.00 - 180.00	172.00	172.50	171.00	-0.29	0.58	Kolikuttu (Rs/kg)	200.00 - 250.00	227.50	222.50	338.33	2.25	-32.76
Raw (White)	185.00 - 200.00	192.50	192.22	176.50	0.14	9.07	Seeni (Rs/kg)	100.00 - 130.00	116.67	104.17	135.00	12.00	-13.58
Imported							Anamalu	25.00 - 30.00	28.00	27.67	25.08	1.20	11.63
Samba	250.00 - 255.00	252.50	255.00	202.00	-0.98	25.00	Ambun	30.00 - 34.00	32.00	30.17	29.67	6.08	7.87
Nadu				170.50			Papaw(Rs/kg)	160.00 - 220.00	194.17	165.00	246.15	17.68	-21.12
Raw (Red)							Passion Fruit	100.00 - 110.00	104.29	90.91	68.13	14.71	53.08
Raw (White)				170.10			Pineapple Large	650.00 - 720.00	685.00	731.25	595.56	-6.32	15.02
<u>Dried Chillies</u>							Pineapple Medium	500.00 - 550.00	525.00	566.25	487.00	-7.28	7.80
Imported	800.00 - 900.00	850.00	875.00	1069.50	-2.86	-20.52	Pineapple Small	400.00 - 440.00	420.00	442.50	382.00	-5.08	9.95
<u>Onion</u>							Mango						
Sinnan				290.00			Betti				70.91		
Vedalan	230.00 - 240.00	235.00		370.00		-36.49	Karthakolomban				205.00		
Imported	210.00 - 230.00	220.00	222.50	292.00	-1.12	-24.66	Vilad						
<u>Big Onion</u>							Kohu						
Imported	350.00 - 380.00	361.67	352.50	106.00	2.60	241.19	Other						
Local							Wood Apple	75.00 - 85.00	82.00	69.58	45.55	17.84	80.04
<u>Potato</u>							Orange	40.00 - 45.00	42.78	39.55	47.83	8.17	-10.57
Welimada							Avocado	260.00 - 320.00	302.50	293.33	136.36	3.13	121.83
N'Eliya	320.00 - 330.00	325.00	305.00	230.00	6.56	41.30	Slime Apple	20.00 - 22.00	21.00	18.45	24.30	13.79	-13.58
Imported	120.00 - 220.00	147.78	149.38	122.00	-1.07	21.13	Grapes (Imp., Rs/kg)	1550.00 - 1700.00	1625.00	1887.50	1928.57	-13.91	-15.74
<u>Pulses</u>							King Coconut	120.00 - 140.00	130.00	120.00	120.00	8.33	8.33
Green Gram	1050.00 - 1200.00	1114.29	1035.71	1442.50	7.59	-22.75	<u>Sea Fish</u>						
Cowpea (White)	750.00 - 800.00	771.67	846.67	887.00	-8.86	-13.00	Salaya	250.00 - 350.00	316.00	331.00	368.00	-4.53	-14.13
Cowpea (Red)	650.00 - 800.00	730.00	776.67	902.50	-6.01	-19.11	Hurulla	450.00 - 750.00	598.00	536.00	681.00	11.57	-12.19
Red Dhal	290.00 - 300.00	295.00	293.33	338.00	0.57	-12.72	Balaya	450.00 - 650.00	588.00	648.00	603.00	-9.26	-2.49
<u>Vegetable</u>							Kelawalla	1000.00 - 1250.00	1145.00	1329.00	1135.00	-13.84	0.88
Beans (Butter)							Thora	1700.00 - 2200.00	1915.00	2010.00	1740.00	-4.73	10.06
Beans(Green)	300.00 - 450.00	388.00	487.00	227.00	-20.33	70.93	Paraw	1100.00 - 1350.00	1230.00	1405.00	1092.00	-12.46	12.64
Carrot	350.00 - 420.00	392.00	426.00	97.00	-7.98	304.12	Mora	600.00 - 1000.00	805.00	1171.00	853.33	-31.26	-5.66
Leeks	230.00 - 280.00	258.00	284.00	158.00	-9.15	63.29	Shrimps	1550.00 - 1900.00	1737.00	1810.00	1470.00	-4.03	18.16
Beetroot	300.00 - 350.00	318.00	325.00	175.00	-2.15	81.71	Thalapath	1500.00 - 2000.00	1740.00	1785.00	1295.00	-2.52	34.36
Knolkhol	180.00 - 220.00	200.00	250.00	145.00	-20.00	37.93	<u>Eggs</u>						
Raddish	100.00 - 120.00	108.00	99.00	57.00	9.09	89.47	Brown	58.50 - 60.00	59.25	59.50	46.00	-0.42	28.80
Cabbage	300.00 - 350.00	326.00	376.00	48.00	-13.30	579.17	White	56.50 - 57.50	57.00	56.88	44.00	0.22	29.55
Tomato	550.00 - 600.00	576.00	772.00	155.00	-25.39	271.61	<u>Dried Fish</u>						
Ladies Fingers	150.00 - 200.00	166.00	188.00	198.00	-11.70	-16.16	Sprats	1300.00 - 1450.00	1398.00	1343.00	1085.00	4.10	28.85
Brinjal	100.00 - 180.00	139.00	155.00	215.00	-10.32	-35.35	Sprats (Imported)	780.00 - 950.00	875.83	885.00	906.67	-1.04	-3.40
Capsicum	500.00 - 600.00	550.00	713.00	567.00	-22.86	-3.00	Kattawa						
Pumpkin	240.00 - 270.00	256.00	252.00	57.00	1.59	349.12	Kattawa (Imported)	1300.00 - 1400.00	1356.00	1314.00	1715.00	3.20	-20.93
Cucumber	80.00 - 120.00	100.00	99.00	112.00	1.01	-10.71	Thora						
Bitter Gourd	200.00 - 300.00	251.00	326.00	279.00	-23.01	-10.04	Thora (Imported)						
Snake Gourd	200.00 - 250.00	222.00	236.00	142.00	-5.93	56.34	Mora	1650.00 - 1800.00	1742.00	1780.00	1681.00	-2.13	3.63
Drumstick							Mora (Imported)						
Luffa	200.00 - 250.00	223.00	265.00	222.00	-15.85	0.45	Balaya	750.00 - 850.00	807.00	900.00	897.00	-10.33	-10.03
Long Beans	150.00 - 250.00	194.00	200.00	131.00	-3.00	48.09	Balaya (Imported)						
Ash Plantain	250.00 - 320.00	288.00	282.00	206.00	2.13	39.81	Anguluwa						
Green Chillies	400.00 - 600.00	515.00	587.00	360.00	-12.27	43.06	Anguluwa (Imported)	1400.00 - 1500.00	1430.91	1442.22	1637.14	-0.78	-12.60
Lime	120.00 - 150.00	138.00	132.00	116.00	4.55	18.97	Maduwa	1350.00 - 1450.00	1405.00	1374.00	1206.00	2.26	16.50
<u>Root Crops</u>							Maduwa (Imported)						
Sweet Potato	120.00 - 150.00	138.00	147.00	85.00	-6.12	62.35	Koduwa						
Manioc	100.00 - 120.00	110.00	108.00	140.00	1.85	-21.43	Koduwa (Imported)						
<u>Leafy Vegetable</u>							Salaya	400.00 - 550.00	484.17	510.00	722.00	-5.07	-32.94
Mukunuwenna	45.00 - 50.00	47.50	43.25	44.50	9.83	6.74	Salaya (Imported)						
Kankun	45.00 - 50.00	47.50	43.25	44.50	9.83	6.74							
Gotukola (Rs/kg)	280.00 - 300.00	290.00	297.50	226.00	-2.52	28.32							

This Week: Week 09: 23 - 29 February 2024
Last Week: Week 08: 16 - 22 February 2024

Table 15: Colombo &Suburbs: Retail Prices (Rs/kg or Rs/piece)
Week 09: 23 - 29 February 2024

COMMODITY	Range	Average Price			Change Compared to		COMMODITY	Range	Average Price			Change Compared to	
		This Week	Last Week	Last Year	Last Week	Last Year (%)			This Week	Last Week	Last Year	Last Week	Last Year (%)
Rice							Coconut						
Local							Large						
Samba 1	230.00 - 270.00	251.39	251.03	229.56	0.36	9.51	105.00 - 120.00	117.95	118.00	119.05	-0.05	-0.92	
Samba 2	-	-	-	218.82	-	-	Small	90.00 - 110.00	101.20	101.38	99.40	-0.18	1.81
Keeri Samba	360.00 - 390.00	375.91	377.39	258.78	-1.48	45.26	Fruits (Rs/fruit)						
Nadu 1	220.00 - 230.00	223.85	223.52	218.18	0.33	2.60	Plantain						
Nadu 2	-	-	-	203.97	-	-	Ambul (Rs/kg)	150.00 - 250.00	205.77	203.10	241.03	2.67	-14.63
Raw (Red)	190.00 - 210.00	202.31	202.59	196.76	-0.28	2.82	Kolikuttu (Rs/kg)	350.00 - 450.00	403.04	394.64	446.22	8.40	-9.68
Raw (White)	210.00 - 220.00	215.00	214.60	195.69	0.40	9.87	Seeni (Rs/kg)	150.00 - 250.00	204.40	195.36	213.43	9.04	-4.23
Imported							Anamalu						
Samba	280.00 - 300.00	290.40	296.19	218.03	-5.79	33.19	Ambun	38.00 - 55.00	44.70	41.89	38.15	2.80	17.15
Nadu	-	-	-	196.13	-	-	Papaw(Rs/kg)	220.00 - 380.00	284.78	271.15	362.07	13.63	-21.35
Raw (Red)	-	-	-	-	-	-	Passion Fruit	120.00 - 180.00	146.67	130.63	89.64	16.04	63.61
Raw (White)	-	-	-	186.67	-	-	Pineapple Large	700.00 - 800.00	734.71	773.89	651.92	-39.18	12.70
Dried Chillies							Pineapple Medium						
Imported	1000.00 - 1200.00	1113.46	1252.27	1552.73	-138.81	-28.29	Pineapple Small	450.00 - 600.00	528.00	560.00	454.00	-32.00	16.30
Onion							Mango						
Sinnan	-	-	-	505.93	-	-	Betti	-	-	-	-	-	-
Vedalan	-	-	-	-	-	-	Karthakolomban	-	-	-	274.62	-	-
Imported	300.00 - 400.00	336.92	375.00	420.94	-38.08	-19.96	Vilad	-	-	-	-	-	-
Big Onion							Kohu						
Imported	400.00 - 500.00	449.23	441.54	145.29	7.69	209.19	Other						
Local	-	-	-	-	-	-	Wood Apple	100.00 - 160.00	129.50	108.16	92.76	21.34	39.61
Potato							Orange						
Welimada	-	-	-	278.50	-	-	Avocado	50.00 - 100.00	74.12	71.74	82.69	2.38	-10.37
N'Eliya	380.00 - 440.00	415.00	406.67	359.39	8.33	15.47	Slime Apple	30.00 - 100.00	72.11	65.91	78.15	6.20	-7.73
Imported	180.00 - 200.00	193.10	196.00	175.76	-2.90	9.87	Grapes (Imp., Rs/kg)	1700.00 - 2500.00	2172.22	2185.00	2405.56	-12.78	-9.70
Pulses							King Coconut						
Green Gram	1200.00 - 1400.00	1286.54	1276.92	1592.07	9.62	-19.19	130.00 - 180.00	155.91	150.00	145.00	5.91	7.52	
Cowpea (White)	1200.00 - 1300.00	1216.00	1216.67	1300.00	-0.67	-6.46	Sea Fish						
Cowpea (Red)	1100.00 - 1300.00	1208.00	1211.11	1246.67	-3.11	-3.10	Salaya	350.00 - 700.00	531.58	566.25	503.08	-34.67	5.67
Red Dhal	320.00 - 360.00	338.27	336.54	370.14	1.73	-8.61	Hurulla	850.00 - 1100.00	940.53	955.00	965.60	-14.47	-2.60
Vegetable							Balaya						
Beans (Butter)	-	-	-	-	-	-	Kelawalla	600.00 - 720.00	672.50	997.78	1111.00	-325.28	-39.47
Beans(Green)	400.00 - 650.00	543.60	670.00	357.04	-126.40	52.25	Thora	1250.00 - 2400.00	2033.33	2099.47	1662.61	-66.14	22.30
Carrot	440.00 - 620.00	557.60	592.69	226.43	-35.09	146.26	Paraw	2000.00 - 3200.00	2911.76	3128.57	2830.00	-216.81	2.89
Leeks	300.00 - 600.00	440.40	474.44	280.71	-34.04	56.89	Mora	1375.00 - 2400.00	2068.67	2180.56	1823.08	-111.89	13.47
Beetroot	340.00 - 620.00	496.80	527.04	304.29	-30.24	63.27	Shrimps	1050.00 - 1400.00	1162.50	-	1244.44	-	-6.58
Knolkhol	280.00 - 600.00	424.55	484.17	250.83	-59.62	69.25	Thalpath	2000.00 - 3000.00	2668.24	2730.00	2137.04	-41.76	25.79
Raddish	140.00 - 400.00	265.42	244.40	161.33	21.02	64.51	Eggs						
Cabbage	400.00 - 640.00	537.92	547.31	150.71	-9.39	256.91	Brown	60.50 - 61.00	60.95	60.98	46.00	-0.03	32.50
Tomato	580.00 - 1000.00	816.96	1059.20	269.29	-242.24	203.38	White	58.00 - 60.00	58.60	58.70	48.00	-0.10	22.08
Ladies Fingers	220.00 - 450.00	329.58	388.52	287.41	-58.94	14.67	Dried Fish						
Brijjal	200.00 - 420.00	315.65	327.31	330.71	-11.66	-4.55	Sprats	1800.00 - 2400.00	2154.17	2150.00	1754.17	4.17	22.80
Capsicum	550.00 - 1200.00	913.60	1057.69	731.92	-144.09	24.82	Sprats (Imported)	1000.00 - 1300.00	1154.17	1203.85	1320.83	-49.68	-12.62
Pumpkin	300.00 - 480.00	390.80	371.25	153.08	19.55	155.30	Kattawa	2000.00 - 2600.00	2288.00	2150.00	2470.83	138.00	-7.40
Cucumber	120.00 - 340.00	233.20	194.07	207.04	39.13	12.64	Thora	-	-	-	-	-	-
Bitter Gourd	300.00 - 620.00	478.80	523.33	405.38	-44.53	18.11	Mora	2200.00 - 2500.00	2372.73	2308.33	2320.83	64.39	2.24
Snake Gourd	300.00 - 480.00	371.30	381.85	277.14	-10.55	33.98	Balaya	1400.00 - 1800.00	1572.00	1615.38	1438.46	-43.38	9.28
Drumstick	-	-	-	-	-	-	Anguluwa	2200.00 - 2400.00	2342.86	2366.67	2400.00	-23.81	-2.38
Luffa	260.00 - 520.00	412.73	473.75	378.52	-61.02	9.04	Maduwa	-	-	-	1750.00	-	-
Long Beans	240.00 - 420.00	349.55	366.52	271.85	-16.98	28.58	Koduwa	-	-	-	-	-	-
Ash Plantain	300.00 - 520.00	396.25	376.40	303.70	19.85	30.47	Salaya	1000.00 - 1200.00	1052.17	1169.57	1122.22	-117.39	-6.24
Green Chillies	500.00 - 1200.00	930.40	1011.11	540.37	-80.71	72.18	Meat						
Lime	200.00 - 500.00	353.33	321.60	318.21	31.73	11.04	Beef (without Bones)	2300.00 - 2500.00	2366.67	2375.00	2240.00	-8.33	5.65
Root Crops							Chicken (Broiler)						
Sweet Potato	200.00 - 360.00	295.42	309.26	201.43	-13.84	46.66	Chicken (Curry)	1160.00 - 1280.00	1225.56	1223.33	1198.46	2.22	2.26
Manioc	140.00 - 240.00	211.20	207.50	209.63	3.70	0.75	Mutton	1250.00 - 1400.00	1311.11	1322.86	1405.56	-11.75	-6.72
Leafy Vegetable							Pork						
Mukunuwenna	50.00 - 100.00	75.83	78.52	78.33	-2.69	-3.19	1250.00 - 1300.00	1275.00	1275.00	1726.67	0.00	-26.16	
Kankun	50.00 - 100.00	75.83	78.52	78.33	-2.69	-3.19	-	-	-	-	-	-	-
Gotukola	100.00 - 120.00	103.04	113.33	122.50	-10.29	-15.88	-	-	-	-	-	-	-

This Week: Week 09: 23 - 29 February 2024
Last Week: Week 08: 16 - 22 February 2024

Table 16: Farmgate/Producer Prices of Food Commodities in Selected Producing Areas (Rs/kg)

Week 09: 23 - 29 February 2024

COMMODITY	Range	Average Price	COMMODITY	Range	Average Price	COMMODITY	Range	Average Price
<u>Paddy</u>			<u>Vegetable (Up Country)</u>			<u>Snake Gourd</u>		
Short Grain			Beans			Dambulla	162.50 - 177.50	170.50
A'pura	105.00 - 120.00	111.00	Dambulla	340.00 - 380.00	358.00	Hambantota	180.00 - 220.00	198.00
P'narawa	109.00 - 128.00	118.17	Welimada	270.00 - 290.00	280.00	Embilipitiya	180.00 - 200.00	194.00
Kalawewa	105.00 - 120.00	111.86	Badulla	-	-	Matara	-	-
Kurunegala	106.00 - 124.00	116.40	Carrot			A'pura	180.00 - 200.00	188.00
Dehiattakandiya	120.00 - 125.00	122.67	N'Eliya	-	-	Luffa		
Nikaweratiya	105.00 - 122.00	115.29	Welimada	270.00 - 280.00	276.00	Dambulla	145.00 - 162.50	152.50
Ampara	120.00 - 125.00	122.50	Hanguranketha	300.00 - 340.00	321.00	Hambantota	170.00 - 190.00	180.00
Long Grain (White)			Leeks			Embilipitiya	180.00 - 220.00	200.00
A'pura	92.00 - 110.00	99.20	N'Eliya	-	-	Matara	-	-
P'narawa	93.00 - 110.00	102.50	Welimada	170.00 - 180.00	176.00	A'pura	200.00 - 220.00	208.00
Kalawewa	92.00 - 110.00	100.43	Beetroot			Green Chillies		
Kurunegala	95.00 - 114.00	105.80	N'Eliya	-	-	Dambulla	340.00 - 400.00	372.00
Dehiattakandiya	107.00 - 110.00	108.67	Dambulla	-	-	Hambantota	-	-
Embilipitiya	-	-	Kurunegala	-	-	Embilipitiya	620.00 - 650.00	632.00
Nikaweratiya	95.00 - 112.00	104.14	Welimada	220.00 - 240.00	228.00	Puttalam	300.00 - 400.00	340.00
Hambantota	-	-	Hanguranketha	160.00 - 180.00	169.00	A'pura	450.00 - 550.00	490.00
Ampara	110.00 - 112.00	110.67	Knol Khol			Pumpkin		
Long Grain (Red)			N'Eliya	-	-	Dambulla	230.00 - 240.00	234.00
Matara	90.00 - 95.00	91.25	Welimada	170.00 - 180.00	176.00	Hambantota	160.00 - 200.00	176.00
Hambantota	95.00 - 96.00	95.25	Hanguranketha	190.00 - 220.00	207.00	Embilipitiya	220.00 - 240.00	232.00
Embilipitiya	94.00 - 96.00	95.00	Raddish			Matara	190.00 - 210.00	200.00
Keeri Samba			N'Eliya	-	-	A'pura	200.00 - 220.00	208.00
A'pura	125.00 - 140.00	131.00	Welimada	16.00 - 20.00	18.20	Moneragala	150.00 - 170.00	158.00
P'narawa	130.00 - 148.00	138.92	Hambantota	-	-	Cucumber		
Kalawewa	120.00 - 140.00	130.83	Hanguranketha	40.00 - 45.00	41.80	A'pura	60.00 - 70.00	64.00
Kurunegala	125.00 - 145.00	138.00	Cabbage			Dambulla	50.00 - 57.00	53.80
Dehiattakandiya	140.00 - 145.00	142.67	N'Eliya	-	-	Hambantota	50.00 - 60.00	55.00
Red Onion			Welimada	260.00 - 280.00	272.00	Matara	-	-
Puttalam	180.00 - 250.00	210.00	Badulla	-	-	Long Beans		
Jaffna	140.00 - 150.00	144.00	Hanguranketha	300.00 - 390.00	363.00	Dambulla	130.00 - 145.00	140.00
Big Onion			Tomato			Hambantota	160.00 - 180.00	170.00
Dambulla	-	-	Welimada	360.00 - 380.00	366.00	Embilipitiya	200.00 - 220.00	210.00
Kalawewa	-	-	Hambantota	-	-	Matara	150.00 - 180.00	165.00
A'pura	-	-	Dambulla	390.00 - 430.00	412.00	A'pura	160.00 - 180.00	168.00
Potato			Hanguranketha	480.00 - 550.00	514.00	Ash Plantain		
N'Eliya	-	-	Vegetable (Low Country)			Hambantota	-	-
Badulla	-	-	Ladies Fingers			Embilipitiya	150.00 - 170.00	158.00
Welimada	260.00 - 270.00	266.00	A'pura	180.00 - 200.00	188.00	Matara	150.00 - 170.00	160.00
Pulses			Dambulla	140.00 - 152.50	145.50	Lime		
Green Gram			Hambantota	160.00 - 180.00	170.00	Hambantota	-	-
Hambantota	-	-	Embilipitiya	150.00 - 170.00	158.00	Embilipitiya	120.00 - 150.00	132.00
Moneragala	800.00 - 850.00	820.00	Matara	170.00 - 190.00	180.00	Moneragala	80.00 - 100.00	88.00
Embilipitiya	1020.00 - 1050.00	1036.67	Brinjal			Fruits (Rs/kg)		
Nikaweratiya	750.00 - 850.00	800.00	A'pura	100.00 - 120.00	108.00	Banana		
A'pura	800.00 - 850.00	825.00	Dambulla	95.00 - 115.00	104.00	Ambul		
Cowpea			Hambantota	-	-	Moneragala	70.00 - 80.00	74.00
Hambantota	-	-	Embilipitiya	90.00 - 120.00	104.00	Embilipitiya	40.00 - 60.00	51.67
Nikaweratiya	600.00 - 700.00	650.00	Matara	100.00 - 120.00	107.50	Hambantota	60.00 - 70.00	65.00
Moneragala	550.00 - 580.00	562.00	Welimada	120.00 - 130.00	126.00	Kolikuttu		
Embilipitiya	550.00 - 560.00	555.00	Capsicum			Moneragala	200.00 - 240.00	216.00
Maize			Badulla	600.00 - 600.00	600.00	Embilipitiya	170.00 - 200.00	184.00
A'pura	115.00 - 120.00	117.50	Welimada	450.00 - 470.00	458.00	Hambantota	-	-
Kalawewa	88.00 - 125.00	102.57	Bitter Gourd			Papaw		
Gingelly			A'pura	300.00 - 320.00	308.00	Moneragala	100.00 - 120.00	108.00
A'pura	600.00 - 700.00	650.00	Dambulla	220.00 - 240.00	234.00	Embilipitiya	150.00 - 170.00	158.00
Kalawewa	-	-	Hambantota	-	-	Hambantota	100.00 - 120.00	110.00
Black Gram			Embilipitiya	330.00 - 400.00	368.00	Pineapple		
A'pura	550.00 - 600.00	575.00	Matara	380.00 - 400.00	387.50	Divulapitiya	-	-
Kalawewa	-	-						

Annex 01 - Colombo Markets: Retail Prices of Rice and Subsidiary Food Crops (Rs/kg)

Week 09: 23 - 29 February 2024

27

CROP	PELIYAGODA	MAHARAGAMA	KIRULAPONE	NUGEGODA	NARAHENPITA	DEMATAGODA	THOTALANGA	KADAWATHA	KIRIBATHGODA
<u>Rice</u>									
Local									
Samba 1	250.00 - 270.00	230.00 - 270.00	230.00 - 270.00	230.00 - 260.00	250.00 - 270.00	230.00 - 270.00	250.00 - 260.00	250.00 - 260.00	230.00 - 260.00
Samba 2	-	-	-	-	-	-	-	-	-
Keeri Samba	360.00 - 380.00	380.00 - 380.00	380.00 - 380.00	380.00 - 380.00	380.00 - 380.00	380.00 - 380.00	360.00 - 380.00	360.00 - 390.00	380.00 - 380.00
Nadu 1	220.00 - 230.00	220.00 - 230.00	220.00 - 230.00	220.00 - 230.00	220.00 - 230.00	220.00 - 230.00	220.00 - 230.00	220.00 - 230.00	220.00 - 230.00
Nadu 2	-	-	-	-	-	-	-	-	-
Raw (Red)	200.00 - 210.00	190.00 - 200.00	190.00 - 190.00	200.00 - 210.00	190.00 - 210.00	210.00 - 210.00	200.00 - 210.00	210.00 - 210.00	210.00 - 210.00
Raw (White)	210.00 - 220.00	210.00 - 220.00	210.00 - 220.00	210.00 - 220.00	220.00 - 220.00	220.00 - 220.00	210.00 - 220.00	210.00 - 220.00	210.00 - 220.00
Imported									
Samba	280.00 - 290.00	290.00 - 300.00	280.00 - 290.00	290.00 - 300.00	290.00 - 300.00	290.00 - 290.00	280.00 - 290.00	300.00 - 300.00	290.00 - 290.00
Nadu	-	-	-	-	-	-	-	-	-
Raw (Red)	-	-	-	-	-	-	-	-	-
Raw (White)	-	-	-	-	-	-	-	-	-
<u>Dried Chillies</u>									
Imported	1000.00 - 1050.00	1100.00 - 1200.00	1100.00 - 1200.00	1100.00 - 1200.00	1200.00 - 1200.00	1100.00 - 1100.00	1000.00 - 1100.00	1000.00 - 1100.00	1200.00 - 1200.00
<u>Red Onion</u>									
Sinnan	-	-	-	-	-	-	-	-	-
Vedalan	-	-	-	-	-	-	-	-	-
Imported	300.00 - 320.00	360.00 - 400.00	360.00 - 400.00	300.00 - 320.00	300.00 - 300.00	360.00 - 360.00	320.00 - 360.00	320.00 - 320.00	320.00 - 360.00
<u>Big Onion</u>									
Imported	400.00 - 440.00	440.00 - 440.00	440.00 - 480.00	440.00 - 440.00	440.00 - 460.00	440.00 - 460.00	450.00 - 500.00	420.00 - 500.00	450.00 - 500.00
Local	-	-	-	-	-	-	-	-	-
<u>Potato</u>									
Welimada	-	-	-	-	-	-	-	-	-
N'Eliya	380.00 - 400.00	440.00 - 440.00	400.00 - 400.00	400.00 - 400.00	440.00 - 440.00	430.00 - 430.00	400.00 - 400.00	400.00 - 400.00	400.00 - 440.00
Imported	180.00 - 200.00	200.00 - 200.00	180.00 - 200.00	180.00 - 200.00	180.00 - 200.00	180.00 - 200.00	180.00 - 200.00	180.00 - 200.00	180.00 - 200.00
<u>Pulses</u>									
Green Gram	1200.00 - 1400.00	1300.00 - 1400.00	1300.00 - 1400.00	1200.00 - 1400.00	1200.00 - 1300.00	1200.00 - 1300.00	1200.00 - 1300.00	1200.00 - 1300.00	1200.00 - 1300.00
Cowpea (White)	1200.00 - 1200.00	1200.00 - 1300.00	1200.00 - 1300.00	1200.00 - 1300.00	1200.00 - 1300.00	1200.00 - 1200.00	1200.00 - 1200.00	1200.00 - 1200.00	1200.00 - 1200.00
Cowpea (Red)	1100.00 - 1200.00	1200.00 - 1300.00	1200.00 - 1300.00	1200.00 - 1300.00	1200.00 - 1300.00	1200.00 - 1200.00	1200.00 - 1200.00	1200.00 - 1200.00	1200.00 - 1200.00
Red Dhal	320.00 - 320.00	340.00 - 360.00	320.00 - 340.00	340.00 - 360.00	330.00 - 360.00	330.00 - 360.00	320.00 - 340.00	320.00 - 340.00	360.00 - 360.00

Annex 02 - Colombo Markets: Retail Prices of Vegetables (Rs/kg) and Coconut (Rs/nut)

Week 09: 23 - 29 February 2024

28

CROP	PELIYAGODA	MAHARAGAMA	KIRULAPONE	NUGEGODA	NARAHENPITA	DEMATAGODA	THOTALANGA	KADAWATHA	KIRIBATHGODA
<i>Vegetable</i>									
Beans	400.00 - 460.00	600.00 - 640.00	600.00 - 650.00	600.00 - 650.00	480.00 - 560.00	480.00 - 540.00	400.00 - 460.00	540.00 - 600.00	560.00 - 600.00
Carrot	500.00 - 560.00	600.00 - 620.00	580.00 - 600.00	600.00 - 620.00	520.00 - 560.00	600.00 - 600.00	440.00 - 460.00	480.00 - 600.00	540.00 - 580.00
Leeks	300.00 - 380.00	600.00 - 600.00	400.00 - 480.00	580.00 - 600.00	360.00 - 400.00	400.00 - 420.00	300.00 - 350.00	360.00 - 420.00	450.00 - 480.00
Beetroot	340.00 - 460.00	600.00 - 620.00	520.00 - 560.00	580.00 - 600.00	400.00 - 480.00	460.00 - 560.00	340.00 - 380.00	400.00 - 560.00	560.00 - 600.00
Knolkhol	300.00 - 360.00	540.00 - 560.00	320.00 - 400.00	560.00 - 600.00	320.00 - 400.00	-	280.00 - 300.00	400.00 - 540.00	400.00 - 420.00
Raddish	140.00 - 160.00	320.00 - 400.00	280.00 - 320.00	300.00 - 400.00	200.00 - 220.00	320.00 - 340.00	160.00 - 180.00	280.00 - 340.00	240.00 - 260.00
Cabbage	400.00 - 460.00	600.00 - 640.00	600.00 - 640.00	600.00 - 620.00	420.00 - 480.00	460.00 - 480.00	400.00 - 420.00	540.00 - 600.00	600.00 - 640.00
Tomato	600.00 - 700.00	700.00 - 900.00	1000.00 - 1000.00	800.00 - 850.00	700.00 - 800.00	800.00 - 800.00	580.00 - 600.00	860.00 - 1000.00	1000.00 - 1000.00
Ladies Fingers	220.00 - 260.00	450.00 - 450.00	320.00 - 400.00	400.00 - 450.00	250.00 - 300.00	320.00 - 360.00	240.00 - 260.00	320.00 - 340.00	320.00 - 340.00
Brinjal	260.00 - 280.00	400.00 - 420.00	320.00 - 400.00	350.00 - 380.00	250.00 - 320.00	320.00 - 360.00	200.00 - 240.00	320.00 - 360.00	300.00 - 320.00
Capsicum	550.00 - 700.00	1000.00 - 1200.00	1000.00 - 1200.00	1000.00 - 1100.00	800.00 - 900.00	1000.00 - 1100.00	640.00 - 700.00	740.00 - 1000.00	1000.00 - 1200.00
Pumpkin	300.00 - 340.00	400.00 - 480.00	400.00 - 480.00	400.00 - 420.00	320.00 - 350.00	400.00 - 400.00	300.00 - 340.00	400.00 - 480.00	400.00 - 420.00
Cucumber	120.00 - 180.00	220.00 - 280.00	160.00 - 200.00	240.00 - 260.00	200.00 - 220.00	320.00 - 340.00	150.00 - 180.00	240.00 - 340.00	320.00 - 340.00
Bitter Gourd	300.00 - 360.00	600.00 - 620.00	600.00 - 620.00	600.00 - 620.00	400.00 - 450.00	540.00 - 600.00	340.00 - 360.00	400.00 - 480.00	340.00 - 400.00
Snake Gourd	300.00 - 320.00	480.00 - 480.00	400.00 - 480.00	400.00 - 450.00	300.00 - 360.00	320.00 - 340.00	300.00 - 340.00	420.00 - 480.00	360.00 - 400.00
Drumstick	-	-	-	-	-	-	-	-	-
Luffa	260.00 - 360.00	460.00 - 480.00	500.00 - 520.00	500.00 - 520.00	360.00 - 420.00	-	280.00 - 340.00	420.00 - 480.00	320.00 - 360.00
Long Beans	260.00 - 360.00	400.00 - 420.00	400.00 - 420.00	400.00 - 420.00	320.00 - 360.00	-	240.00 - 260.00	400.00 - 400.00	240.00 - 260.00
Ash Plantain	300.00 - 360.00	480.00 - 520.00	400.00 - 520.00	500.00 - 520.00	360.00 - 420.00	320.00 - 400.00	300.00 - 340.00	320.00 - 400.00	320.00 - 340.00
Green Chillies	500.00 - 600.00	1000.00 - 1200.00	1000.00 - 1200.00	1000.00 - 1200.00	800.00 - 1000.00	1000.00 - 1200.00	660.00 - 700.00	800.00 - 1200.00	800.00 - 860.00
Lime	220.00 - 260.00	400.00 - 500.00	400.00 - 400.00	460.00 - 500.00	250.00 - 300.00	480.00 - 500.00	200.00 - 260.00	400.00 - 420.00	200.00 - 240.00
<i>Root Crops</i>									
Sweet Potato	200.00 - 240.00	240.00 - 360.00	320.00 - 350.00	300.00 - 340.00	300.00 - 340.00	320.00 - 340.00	230.00 - 280.00	360.00 - 360.00	200.00 - 230.00
Manioc	140.00 - 160.00	220.00 - 240.00	240.00 - 240.00	200.00 - 220.00	200.00 - 240.00	240.00 - 240.00	140.00 - 180.00	200.00 - 220.00	230.00 - 240.00
<i>Leafy Vegetable</i>									
Mukunuwenna	50.00 - 50.00	80.00 - 80.00	70.00 - 80.00	100.00 - 100.00	80.00 - 80.00	80.00 - 80.00	50.00 - 50.00	80.00 - 80.00	80.00 - 80.00
Kankun	50.00 - 50.00	80.00 - 80.00	70.00 - 80.00	100.00 - 100.00	80.00 - 80.00	80.00 - 80.00	50.00 - 50.00	80.00 - 80.00	80.00 - 80.00
Gotukola	100.00 - 100.00	100.00 - 100.00	100.00 - 100.00	100.00 - 120.00	100.00 - 110.00	100.00 - 100.00	100.00 - 120.00	100.00 - 100.00	100.00 - 110.00
<i>Coconut</i>									
Large	105.00 - 110.00	120.00 - 120.00	120.00 - 120.00	110.00 - 120.00	120.00 - 120.00	120.00 - 120.00	110.00 - 110.00	120.00 - 120.00	120.00 - 120.00
Small	90.00 - 90.00	100.00 - 105.00	100.00 - 105.00	100.00 - 110.00	105.00 - 110.00	110.00 - 110.00	90.00 - 95.00	100.00 - 110.00	100.00 - 100.00

Annex 03 - Colombo Markets: Retail Prices of Fruits (Rs/fruit)

Week 09: 23 - 29 February 2024

29

CROP	PELIYAGODA		MAHARAGAMA		KIRULAPONE		NUGEGODA		NARAHENPITA		DEMATAGODA		THOTALANGA		KADAWATHA		KIRIBATHGODA	
<i>Plantain</i>																		
Ambul (Rs/Kg)	150.00	250.00	220.00	220.00	250.00	250.00	200.00	200.00	150.00	250.00	200.00	200.00	160.00	200.00	220.00	220.00	180.00	200.00
Kolikuttu (Rs/Kg)	350.00	400.00	400.00	400.00	400.00	450.00	380.00	380.00	400.00	400.00	450.00	450.00	400.00	400.00	400.00	400.00	400.00	450.00
Seeni (Rs/Kg)	150.00	200.00	200.00	200.00	250.00	250.00	200.00	200.00	200.00	230.00	220.00	220.00	180.00	200.00	220.00	220.00	200.00	200.00
Anamalu	28.00	32.00	37.00	37.00	40.00	42.00	32.00	37.00	32.00	38.00	32.00	32.00	32.00	35.00	32.00	35.00	28.00	32.00
Ambun	38.00	42.00	48.00	48.00	55.00	55.00	42.00	48.00	48.00	50.00	42.00	42.00	42.00	44.00	40.00	42.00	38.00	42.00
<i>Pineapple</i>																		
Large	700.00	750.00	750.00	750.00	750.00	800.00	730.00	750.00	700.00	750.00	750.00	750.00	700.00	700.00	700.00	730.00	700.00	700.00
Medium	550.00	600.00	650.00	650.00	650.00	680.00	650.00	650.00	600.00	650.00	580.00	650.00	600.00	600.00	600.00	650.00	650.00	680.00
Small	500.00	530.00	600.00	600.00	500.00	600.00	550.00	580.00	450.00	530.00	-	-	500.00	500.00	550.00	580.00	450.00	500.00
<i>Mango</i>																		
Betti	-	-	-	-	-	-	-	-	-	-	-	-	-	-	-	-	-	-
Karthakolomban	-	-	-	-	-	-	-	-	-	-	-	-	-	-	-	-	-	-
Vilad	-	-	-	-	-	-	-	-	-	-	-	-	-	-	-	-	-	-
Kohu	-	-	-	-	-	-	-	-	-	-	-	-	-	-	-	-	-	-
<i>Other Fruits</i>																		
Wood Apple	100.00	110.00	120.00	120.00	160.00	160.00	160.00	160.00	120.00	150.00	120.00	120.00	100.00	100.00	150.00	160.00	100.00	120.00
Orange	50.00	60.00	80.00	80.00	100.00	100.00	80.00	80.00	80.00	90.00	80.00	80.00	80.00	80.00	50.00	60.00	60.00	80.00
Avocado	-	-	-	-	-	-	-	-	-	-	-	-	-	-	-	-	-	-
Slime Apple	30.00	50.00	60.00	60.00	100.00	100.00	100.00	100.00	60.00	80.00	80.00	80.00	50.00	80.00	50.00	60.00	80.00	80.00
Grapes (Rs/Kg)	1700.00	2000.00	2200.00	2200.00	2000.00	2500.00	2500.00	2500.00	2000.00	2500.00	2200.00	2200.00	2000.00	2200.00	2300.00	2500.00	2000.00	2200.00
Papaw (Rs/Kg)	240.00	260.00	300.00	300.00	350.00	380.00	300.00	300.00	250.00	300.00	300.00	300.00	220.00	250.00	270.00	280.00	220.00	280.00
Passion	130.00	140.00	-	-	160.00	180.00	-	-	150.00	160.00	-	-	120.00	120.00	-	-	-	-
King Coconut	130.00	150.00	180.00	180.00	150.00	180.00	160.00	170.00	140.00	180.00	150.00	150.00	150.00	150.00	150.00	150.00	150.00	150.00

Annex 04 - Colombo Markets: Retail Prices of Sea Fish and Dried Fish (Rs/kg)

Week 09: 23 - 29 February 2024

30

CROP	PELIYAGODA	MAHARAGAMA	KIRULAPONE	NUGEGODA	NARAHENPITA	DEMATAGODA	THOTALANGA	KADAWATHA	KIRIBATHGODA
<i>Sea Fish</i>									
Salaya	350.00 - 450.00	520.00 - 580.00	580.00 - 600.00	600.00 - 700.00	560.00 - 560.00	500.00 - 520.00	500.00 - 520.00	500.00 - 520.00	540.00 - 580.00
Hurulla	850.00 - 860.00	900.00 - 1000.00	1000.00 - 1000.00	1000.00 - 1100.00	900.00 - 900.00	880.00 - 880.00	860.00 - 880.00	860.00 - 860.00	880.00 - 900.00
Balaya	600.00 - 650.00	-	-	-	-	-	-	720.00 - 720.00	-
Kelawalla	1250.00 - 1400.00	2200.00 - 2400.00	2200.00 - 2400.00	2400.00 - 2400.00	2200.00 - 2200.00	2000.00 - 2400.00	2000.00 - 2200.00	2000.00 - 2400.00	2400.00 - 2400.00
Thora	2000.00 - 2300.00	3000.00 - 3000.00	3000.00 - 3200.00	3000.00 - 3200.00	3200.00 - 3200.00	2800.00 - 3000.00	3200.00 - 3200.00	3000.00 - 3200.00	3200.00 - 3200.00
Paraw	1375.00 - 1480.00	2200.00 - 2400.00	2400.00 - 2400.00	2400.00 - 2400.00	2200.00 - 2200.00	2000.00 - 2400.00	2400.00 - 2400.00	2400.00 - 2400.00	2400.00 - 2400.00
Mora	1050.00 - 1100.00	-	-	-	-	-	1400.00 - 1400.00	-	-
Shrimps Small	2200.00 - 2300.00	2000.00 - 2000.00	2000.00 - 2100.00	2000.00 - 2100.00	2000.00 - 2000.00	2000.00 - 2000.00	2000.00 - 2000.00	2000.00 - 2000.00	2100.00 - 2100.00
Talapath	2000.00 - 2200.00	2600.00 - 2800.00	2800.00 - 3000.00	2800.00 - 3000.00	2700.00 - 2700.00	3000.00 - 3000.00	2600.00 - 2800.00	2800.00 - 3000.00	2800.00 - 2800.00
<i>Eggs (Rs/egg)</i>									
Brown	60.50 - 61.00	61.00 - 61.00	61.00 - 61.00	61.00 - 61.00	61.00 - 61.00	60.50 - 61.00	-	61.00 - 61.00	61.00 - 61.00
White	58.00 - 59.00	58.00 - 59.00	58.00 - 59.00	58.00 - 59.00	58.00 - 59.00	58.00 - 60.00	-	59.00 - 59.00	58.00 - 59.00
<i>Dried Fish</i>									
Sprats	2200.00 - 2200.00	2000.00 - 2200.00	2000.00 - 2200.00	1800.00 - 2000.00	2000.00 - 2200.00	2300.00 - 2400.00	2000.00 - 2200.00	2200.00 - 2400.00	2200.00 - 2400.00
Kattawa	2000.00 - 2200.00	2200.00 - 2400.00	2200.00 - 2200.00	2500.00 - 2600.00	2200.00 - 2400.00	2200.00 - 2400.00	2200.00 - 2400.00	2000.00 - 2200.00	2500.00 - 2600.00
Thora	-	-	-	-	-	-	-	-	-
Mora	2200.00 - 2400.00	2400.00 - 2500.00	2400.00 - 2500.00	2400.00 - 2500.00	2400.00 - 2500.00	2200.00 - 2400.00	2400.00 - 2400.00	2400.00 - 2500.00	2400.00 - 2500.00
Balaya	1400.00 - 1600.00	1600.00 - 1600.00	1600.00 - 1600.00	1600.00 - 1800.00	1600.00 - 1800.00	1400.00 - 1600.00	1500.00 - 1600.00	1400.00 - 1600.00	1600.00 - 1800.00
Anguluwa	-	-	2200.00 - 2200.00	2400.00 - 2400.00	2400.00 - 2400.00	-	-	-	2400.00 - 2400.00
Salaya	1000.00 - 1100.00	1000.00 - 1100.00	1000.00 - 1000.00	1000.00 - 1000.00	1000.00 - 1100.00	1000.00 - 1000.00	1100.00 - 1200.00	1100.00 - 1200.00	1000.00 - 1100.00
<i>Meat</i>									
Beef (without Bones)	-	-	2500.00 - 2500.00	-	2300.00 - 2300.00	-	2300.00 - 2300.00	-	-
Chicken (Broiler)	1190.00 - 1190.00	1280.00 - 1280.00	1220.00 - 1220.00	1280.00 - 1280.00	1200.00 - 1200.00	1160.00 - 1160.00	1230.00 - 1230.00	1190.00 - 1190.00	1280.00 - 1280.00
Chicken (Curry)	1300.00 - 1300.00	1300.00 - 1300.00	1300.00 - 1300.00	1400.00 - 1400.00	1300.00 - 1300.00	1250.00 - 1250.00	1300.00 - 1300.00	1300.00 - 1300.00	1350.00 - 1350.00
Mutton	-	3400.00 - 3400.00	3200.00 - 3200.00	-	3400.00 - 3400.00	3400.00 - 3400.00	3100.00 - 3100.00	-	3400.00 - 3400.00
Pork	-	-	-	-	-	-	-	1300.00 - 1300.00	1250.00 - 1250.00

Annex 05 : Food Composition of Selected Food Commodities

Commodity	Energy (kcal/100g)	Protein (g/100g)	Total fat (g/100g)	Retinol Eq (µ g/100g)	Vit B2 (mg/100g)	Vit B6 (mg/100g)	Folate (µg/100g)	Vit C (mg/100g)	Calcium (mg/100g)	Magnesium (mg/100g)	Iron (mg/100g)	Zinc (mg/100g)
Rice												
Rice - (white Kekulu - normal)	361	9.88	1.52	-	0.03	0.09	10.67	-	6.94	26.29	1.22	1.5
Rice - (white Kekulu Samba)	355	8.81	1.53	-	0.03	0.09	8.11	-	9.82	30.48	0.92	1.7
Rice - (Red Kekulu - normal)	366	8.64	2.12	-	0.05	0.1	8.39	-	4.73	31.7	0.88	1.84
Rice -Samba	369	6.86	2.45	-	0.05	0.13	12.79	-	8.71	37.26	1.18	1.49
Rice - Nadu White	366	7.76	1.48	-	0.03	0.12	9.35	-	4.57	20.1	0.64	1.61
Dried chilies	233	12.68	6.41	437	0.84	0.42	46.83	NA	107	231	5.39	1.65
Onion												
Big onions	48	1.67	0.24	0.16	0.01	0.1	32.99	7.58	14.82	16.94	0.45	0.25
Red onions	55	2.13	0.15	0.18	0.02	0.13	30.15	14.26	20.37	19.32	0.31	0.28
Potatoes	71	1.67	0.25		0.01	0.09	14.31	20.5	9.83	23.84	0.46	0.29
Pulses												
Green gram	290	21.97	0.93	19.5	0.28	0.33	135	NA	98.96	146	4.15	2.86
White cowpea	320	21.25	1.14	1.36	0.09	0.26	249	NA	84.1	213	5.04	3.57
Red cowpea	320	20.24	1.08	0.96	0.11	0.27	273	NA	81.83	194	4.95	3.4
Red Dhal	319	23.09	0.77	1.06	1.6	0.22	55	NA	41.27	66.63	7.45	3.34
Vegetables												
Beans	46	3.95	0.15	6.64	0.1	0.3	45.2	7.02	35.68	45.56	0.7	0.59
Carrot	30	0.85	0.45	1240	0.03	0.1	24.71	5.93	27.65	11.7	0.59	0.25
Leeks	30	1.74	0.49	18.56	0.02	0.19	42.63	4.65	29.28	11.77	1.49	0.43
Beetroot	31	2.12	0.15	1.52	0.01	0.09	108	4.51	20.29	34.88	0.77	0.29
Knolkhol	16	1.69	0.34		0.05	0.19	12.7	77.64	40.09	19.35	0.23	0.18
Radish	29	0.75	0.11		0.02	0.09	18.09	12.13	35.64	13.56	0.38	0.16
Cabbage	21	1.35	0.14	3.35	0.05	0.14	52.66	29.62	56.85	18.47	0.33	0.16

Tomatoes	20	0.88	0.56	165	0.03	0.09	20.16	25.58	9.69	14.93	0.31	0.12
Ladies fingers	26	2.06	0.19	12.41	0.08	0.28	70.62	24.48	92.26	55.23	0.96	0.44
Brinjal (Pandora Striped)	29	1.49	0.31	23	0.12	0.09	30.99	1.49	18.95	18	0.32	0.19
Brinjal (Chinese eggplant)	24	1.28	0.33	16.83	0.12	0.11	32.94	3.37	14.4	21.18	0.28	0.16
Capsicum	23	1.22	0.34	38.96	0.03	0.29	28.65	49.63	12.65	11.21	0.21	0.31
Pumpkin (Common)	31	0.86	0.3	30.41	0.02	0.09	17.72	8.73	18.75	9.93	0.49	0.25
Cucumber	19	0.98	0.24	0.58	0.01	0.08	19.66	4.08	22.1	18.22	0.67	0.21
Bitter gourd	19	1.47	0.23	55.08	0.05	0.06	53.1	46.89	25.19	35.81	1.75	0.26
Snake gourd (Dark green)	11	0.82	0.25	10.41	0.03	0.12	18.09	3.54	26.83	25.84	0.41	0.11
Snake gourd (Pale green)	11	0.89	0.25	5.14	0.03	0.07	16.52	2.85	27.11	21.77	0.47	0.2
Drumstick	30	2.48	0.12	3.13	0.06	0.12	60.48	92.33	22.27	28.51	0.5	0.26
Watakolu	12	0.86	0.15	59.33	0.01	0.07	25.48	6.41	14.67	14.01	4.42	0.45
Long beans	24	3.36	0.3	-	0.06	0.11	99.98	8.93	44.22	33.17	1.01	0.08
Ash Plantain	76	2.84	0.56	0.06	0.02	0.07	6.82	4.49	5.19	22.55	0.39	0.21
Green chillies	39	2.28	0.76	38.16	0.08	0.25	21.29	98.61	20.25	36.91	1.25	0.29
Limes	26	0.66	0.26	0.36	0.01	0.05	12.1	38.05	26	15.25	0.12	0.05
Kekiri	17	1.01	0.25	0.76	0.01	0.07	17.34	8.07	25.72	26.2	0.63	0.22
Ash pumpkin (Ash guord)	18	0.8	0.15		0.01	0.15	14.17	9.14	19.27	23.62	0.48	0.13
Cho-Cho	19	0.58	0.12	0.3	0.04	0.07	63.81	23.76	20.55	13.02	0.49	0.12
Thalana batu (Little prince)	21	1.28	0.39	24.33	0.12	0.09	38.63	2.4	12.38	19.62	0.31	0.22
Thalana batu (Thai eggplant)	21	1.45	0.26	18.33	0.11	0.09	31.18	2.71	17.24	37.22	0.37	0.24
Thibbatu	61	1.66	1.96	15.89	0.03	1.02	72.39	10.8	105	57.46	1.06	0.59
Kohila yams	27	0.64	0.16	1.72	0.01	0.14	4.64	1.67	52.33	33.95	0.61	1.62
Kehel muwa	19	1.36	0.63	4.27	0.02	0.12	40.51	8.16	35.09	31.43	0.38	0.39
Ambaralla	37	0.73	0.44	3.36	0.01	0.1	44.49	35.51	20.7	9.28	0.7	0.12
Mango	50	0.75	0.09	14.5	0.02	0.14	34.89	91.63	28.56	17.74	0.5	0.09
Mushroom	27	2.54	0.42	-	0.15	0.13	7.81	11.56	0.9	14.42	1.32	0.79
Dambala	21	1.84	0.2	38.74	0.08	0.4	33.69	19.82	68.24	31.38	1.2	0.44
Coconuts nuts	390	3.67	39.92	-	0.05	0.11	14.86	-				

Root Crop

Sweet potato	108	1.27	0.33	NA	0.04	0.09	14.44	22.2	28.93	21.05	0.51	0.14
Manioc	78	0.92	0.19	NA	0.07	0.2	0.1	1.95	25.31	19.08	19.78	23.73
Nelum ala/Lotus root	79	1.94	0.93	NA	0.05	0.19	26.49	26.63	37.71	26.58	3.34	0.35
Kiriala	87	3.96	0.15	1.19	0.03	0.16	20.17	2.71	30.79	41.52	0.6	0.42
Iniala	103	3.2	0.3	33.14	0.01	0.22	22.19	13.03	40.99	28.98	1.31	0.29

Leafy Vegetables

Mukunuwanna	28	3.15	0.55	92.25	0.09	0.27	96.14	3.24	135	45.38	1.7	1.03
Gotukola	15	0.64	0.47	226	0.07	0.23	70.11	6.74	96.31	41.42	1.25	0.66
Kankun	15	0.47	0.37	1614	0.08	0.4	33.69	19.82	49.21	18.35	1.32	0.44
Kathurumurunga	70	8.01	1.35	2097	0.33	0.22	120	121	901	96.64	4.36	0.53
Nivithi	22	2.2	0.47	959	0.06	0.11	74.05	10.26	163	61.37	1.49	0.67
Thampala	32	3.55	0.72	1474	0.21	0.22	74.27	82	258	209	3.5	1.4
Sarana	20	2.42	0.21	1149	0.03	0.13	58.54	9.89	59.57	42.93	0.13	0.75
Kohila leaves	33	4.1	0.83	300	0.02	0.17	56.76	5.56	19.5	20.32	0.25	0.3
Onion leaves	27	2.01	0.26	NA	0.04	0.18	56.8	23.38	35.21	74.95	3.15	0.77
Cabbage leaves	30	3.63	0.27	8.66	0.05	0.24	63.46	40.76	170	18.47	2.67	0.35
Salad leaves	19	1.05	0.24	NA	0.1	0.06	37.48	11.64	58.23	36.89	2.07	0.27
Cauliflower	23	2.09	0.48	0.14	0.06	0.11	46.67	50.17	22.44	18.52	0.76	0.27
Jackfruit pods	25	2.14	0.34	NA	0.03	0.04	30.7	24.77	37.32	26.08	0.3	0.17
Jackfruit seeds	77	5.66	0.44	NA	0.02	0.08	58.91	15.24	40.87	50.14	0.52	0.42

Meat

Chicken	176	23.14	9.24	6.88	0.07	0.49	10.09	-	15.06	20.18	0.75	0.64
Beef	160	23.3	7.45	2.15	0.08	0.32	1.93	-	4.8	28.54	2.41	3.31
Mutton	138	20.37	6.23	2.7	0.13	0.28	1.73	-	7.58	19.5	1.62	5.05
Pork	161	18.83	9.5	1.9	0.09	0.28	8.15	-	6.58	8.9	0.79	0.8

Fish

Balaya	96	21.28	1.12	21.01	0.15	0.12	7.89		6.45	26.02	0.68	0.46
Seer	136	22.28	5.18	81.9	0.07	0.16	15.45		9.85	36.73	0.41	0.74

Shark	95	21.6	0.83	1.11	0.04	0.11	8.57	8.44	32.58	0.41	0.74
Paraw	87	20.02	0.7	1.49	0.02	0.16	6.77	8.17	31.68	0.67	0.41
Thalapath	91	16.04	2.88	12.03	0.1	0.13	78.22	7.64	24.89	0.71	0.67
Kelawalla	109	21.47	2.55	15.95	0.17	0.73	77.39	13.35	33.82	0.68	0.64
Haedaella	87	19.88	0.78	12.18	0.04	0.06	11.7	36.6	53	0.54	0.65
Hurulla	88	17.08	2.18	10.02	0.14	1.66	61.66	103	35.45	1.24	1.05
Karalla / Katuwalla	97	21.8	1.06	1.25	0.02	0.1	14.38	37.06	39.05	0.24	0.42
Kumbala / Angila	101	21.51	1.53	16.34	0.1	0.1	7.13	31.27	37.46	1.46	0.67
Salaya / Sudaya	100	19.5	2.39	15.41	0.18	1.39	60.87	435	42.83	1.4	2.3
Theppli / Telapiya /Korali	83	18.48	1.08	17.14	0.18	0.18	8.29	99.39	24.96	2.84	0.88
Prawns	65	14.85	0.56	1.24	0.03	0.1	15.37	37.81	30.5	0.73	1.1
Crabs	45	10	0.55	8.33	0.14	0.18	13.83	37.81	45.93	0.73	1.1
Cuttle fish	76	16.82	0.93	1.93	0.02	0.04	6.22	8.73	35.46	0.62	1.3
Linna	112	20.3	3.37	15.78	0.23	0.68	59.78				
Coppara	97	22.89	0.56	21.51	0.04	0.12	8.08	7.2	30.08	1.2	0.58
Ray (Maduwa)	97	23.98	0.68	7.55	0.02	0.21	25.59	9.16	24.61	0.74	0.44

Dried Fish

Dried sprats	259	51.16	5.92	12.83	0.25	0.62	438	1178	162	3.06	4.2
Dried keeramin	311	49.6	12.42	12.92	0.13	2.41	144	555	166	2.58	3.19
Dried thalapath	289	54.68	8.04	9.38	0.04	0.43	97.8	62.75	110	1.96	1.45
Dried katta	275	50.04	8.31	2.48	0.03	0.35	80.4	86.55	92.17	1.47	1.16
Dried balaya	282	63.79	3.37	14.32	0.12	1.98	213	83.48	83.45	3.6	1.44
Dried shark / keelan	267	55.03	5.25	10.31	0.04	0.32	187	42.24	92.94	1.48	0.66

Eggs

Hen eggs (Country)	170	13.14	13	208	0.08	0.18	54.6	50.14	11.04	1.64	1.12
Hen eggs (Table)	135	13.55	9.03	200	0.19	0.19	49.46	63.3	12	2.39	1.73
Quail eggs	153	12.39	11.46	153	0.11	0.17	54.86	60.67	11.21	2.55	1.51

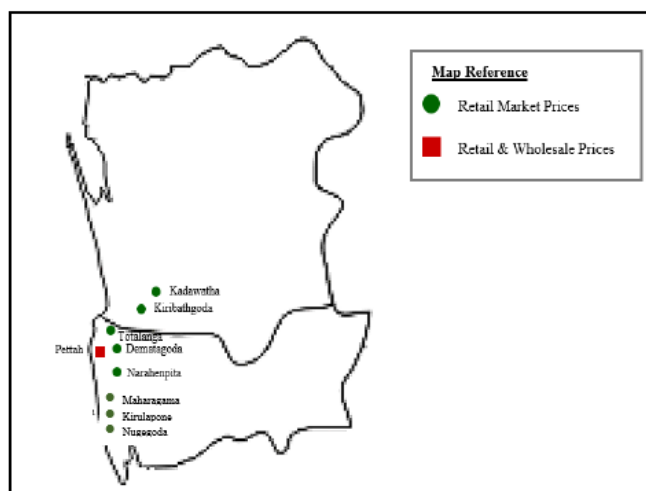
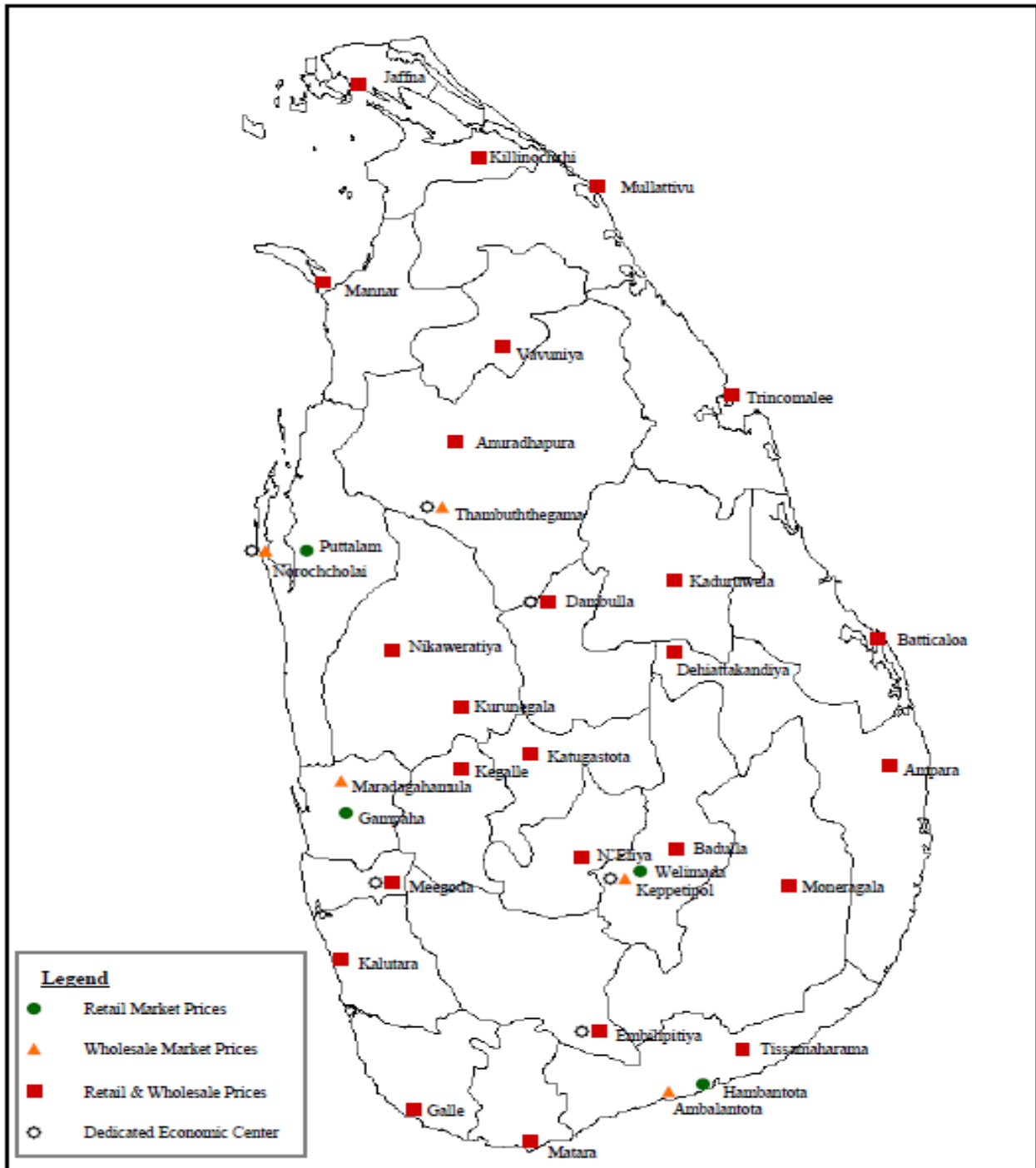
Fruits

Banana Embul	109	1.11	1.09	9.68	0.05	0.64	32.98	13.61	9.39	25.67	0.51	0.23
Anamaalu	102	1.04	0.72	16.4	0.04	0.65	21.07	3.66	8.06	27.02	0.51	0.23

Koli kuttu	107	1.38	0.34	8.8	0.03	0.47	18.12	7.71	8.56	38	0.32	0.14
Pineapple	37	0.41	0.17	5.76	0.04	0.12	17.86	39.36	10.37	10.71	0.3	0.09
Papaya	26	0.42	0.16	171	0.11	0.04	54.85	48.62	16.77	8.9	0.23	0.08
Mangoes (Karthakolomban)	79	0.8	0.92	259	0.01	0.1	35.52	17.74	3.12	6.72	0.1	0.08
Mangoes (Vilad)	44	0.76	0.58	146	0.05	0.26	67.6	29.97	16.93	14.79	0.65	0.19
Apple	62	0.29	0.64	0.36	0.02	0.08	3.43	2.9	3.12	6.72	0.1	0.08
Avacado	144	2.95	13.86	2	0.08	0.18	67.17	9.36	28.48	48.14	0.81	0.75
Wood apple	78	3.09	3.62	0.46	0.01	0.14	6.07	13.58	59.15	25.16	0.45	0.32
Orange	46	1.07	0.37	23.44	0.01	0.28	14.46	20.19	31.18	20.36	0.81	0.35
Guava	39	1.53	0.38	19.67	0.01	0.11	25.24	30.88	6.59	12.02	0.53	0.33
Grapes	49	0.95	10.69	3.22	0.04	0.1	7.07	20.51	7.27	6.86	0.28	0.07
Melon	19	0.65	0.16	130	0.02	0.11	6	8.24	4.05	9.76	0.15	0.1

Source: Sri Lanka Food Composition Tables, Ministry of Health - 2021.

Price Collecting Areas





HARTI



Ministry of Agriculture

**Food Systems and Market Research Division & Data Management Division
Hector Kobbekaduwa Agrarian Research and Training Institute**

No. 114, Wijerama Mawatha, Colombo 07.

Phone: 011-2696981 Fax: 011-2682283

E-mail: mfpaharti@yahoo.com

Web: www.harti.gov.lk

www.mobitel.lk

**දෛනික චිළචිචි තොග මිල,
ජංගම දුරකථනයෙන්**

හෙක්ටර් කොච්චිකඩුව ගොවි කරියතු පර්යේෂණ
හා පුහුණුධර්මේ ආයතනය අනුමුතයෙන්

**මොබිටෙල්
ජංගම
මිල දර්ශනය**

ජාතික ජංගම දුරකථන ජාලයෙන්

6666
අමතන්න.

මොබිටෙල් අද මිල - අත දෙස
මොබිටෙල් ජංගම දුරකථන ජාලයෙන්
චිළචිචි තොග මිල දර්ශනය.

විකාශිතයාට රු.2/-
විකාශිතයාට රු.2/-