

RETAIL MARKET AT A GLANCE

Summary

Rice



The retail prices of all local riced varieties have remained unchanged from the previous weeks.

(Page No.01-02)

Onion



Prices of big onion have increased by 215% compared to the previous week due to limited availability. The price for big onion ranged between Rs.550.00-700.00/kg.

(Page No.02-03)

Vegetables



Prices of most of the vegetables have decreased significantly due to increased supply from major producing areas.

(Page No.04-05)

Fruits



Prices of most of the fruits have increased due to increased demand as well as low supply.

(Page No.05-06)

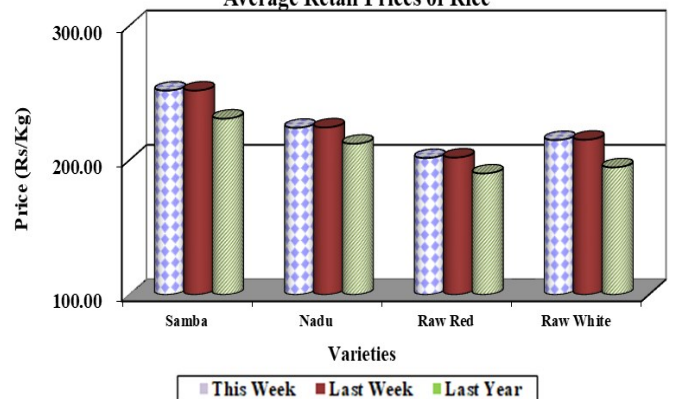
Fresh Fish



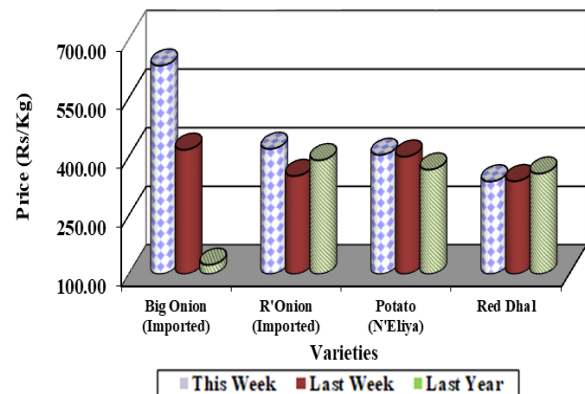
Price of most of the fresh fish varieties have decreased due to increased supply.

(Page No.06-07)

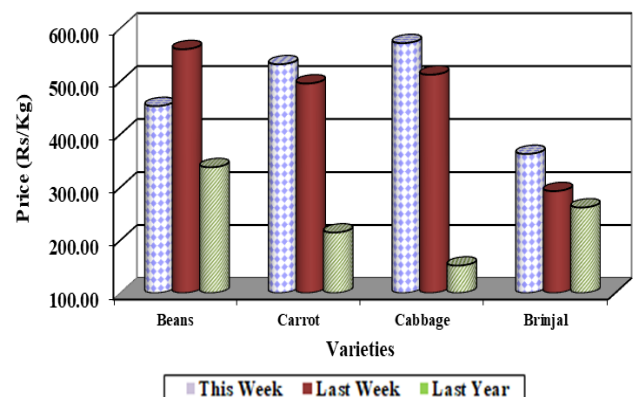
Average Retail Prices of Rice



Average Retail Prices of Other Field Crops



Average Retail Prices of Vegetables



Rice

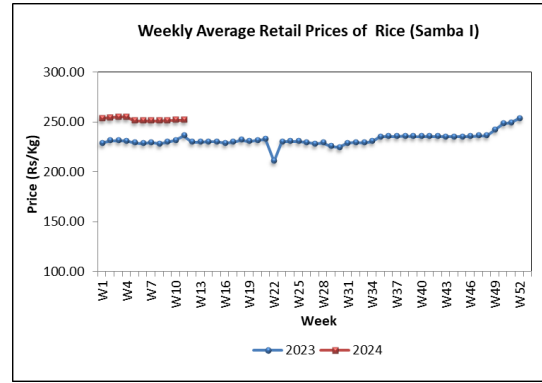
Wholesale

Price of all local rice varieties has not changed significantly and the price ranges of both samba grade I, II and keeri samba were Rs.235.00-240.00/kg, Rs.228.00-230.00/kg and Rs.315.00-325.00/kg. Price ranges of both nadu grade I and II were Rs.200.00-208.00/kg and Rs.193.00-195.00/kg respectively. Average price of raw red and raw white were Rs.173.00/kg and Rs.192.50/kg. Ponni samba was also available at the market at the range of Rs.250.00-255.00/kg.

Compared to the same period of last year, prices of all local rice varieties have increased in the range of 4%-30%. Price of ponni samba has increased by 22%.

Retail

Retail prices of all local rice varieties have not changed significantly. Price of samba grade I ranged between Rs.230.00-270.00/kg. However, the price of imported rice has decreased by Rs.4.00/kg due to imported supplies. The price of keeri samba, nadu I, raw red and raw white ranged Rs.350.00-380.00/kg, Rs.220.00-230.00/kg, Rs.190.00-210.00/kg and Rs.210.00-220.00/kg respectively.



Compared to the same period of last year, the current retail prices of all rice varieties have increased with the highest price increase of 41% for keeri samba

Paddy

According to the field information, paddy harvesting of 2023/24 maha season has been completed 80% in most of the major paddy producing areas.

Average price of short grain (samba) paddy has increased by Rs.1.00-5.00/kg in Anuradhapura, Kalawewa and Ampara areas while the price of short grain (samba) has decreased by Rs.3.00/kg in Polonnaruwa area and the price ranged Rs.105.00-126.00/kg in all major producing areas.

Meanwhile, prices of keeri samba paddy have increased by Rs.2.00-7.00/kg in all producing areas except for Anuradhapura and Kurunegala. Its prices ranged Rs.120.00-156.00/kg. Likewise, a Rs.5.00 and Rs.4.00/kg increase was reported for long grain white (nadu) paddy in

Anuradhapura and Kalawewa areas respectively. Meanwhile, the average price of long grain red paddy has decreased by less than Rs.4.00/kg in Matara, Hambantota and Embilipitiya areas and prices ranged between Rs.85.00-92.00/kg.

Compared to the same period of last year, the average prices of short grain (samba), keeri samba and long grain white (nadu) have increased considerably between 4%-34%. The highest average price increase was noted for keeri samba paddy in Dehiattakandiya.

Dried Chilies

Wholesale

Price of imported dried chilies has not changed significantly and the price ranged Rs.800.00-900.00/kg.

Compared to the same period of last year, price of imported dried chilies has decreased by 16%.

Retail

The price of imported dried chilies has decreased by Rs.10.00/kg and the price ranged Rs.900.00-1200.00/kg.

Compared to the same period of last year, the current retail prices of imported dried chilies have decreased by 21%.

Onion

Wholesale

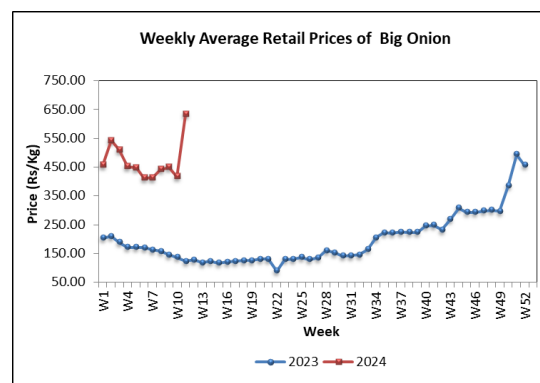
Price of vedalan red onion and imported red onion have increased by 29% and 57% due to unavailability of sufficient stocks and the price ranged Rs.280.00-300.00/kg and Rs.330.00-370.00/kg respectively.

Price of imported big onion has increased by 65% due to unavailability of sufficient stocks and the price ranged Rs.530.00-600.00/kg.

Compared to the same period of last year, price of vedalan red onion and imported red onion have increased by 4% and 29% respectively. Price of imported big onion has increased by 502%.

Retail

The price of both imported red onion and imported big onion have increased by Rs.69.00/kg and Rs.215.00/kg respectively and their prices ranged Rs.350.00-520.00/kg and Rs.550.00-700.00/kg.



Compared to the same period of last year, current retail prices of both imported red onion and big onion have increased by 7% and 414% respectively.

Potato

Wholesale

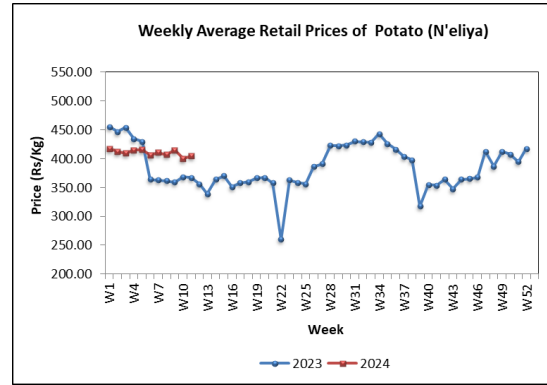
Price of Welimada and Nuwara Eliya potato have increased by 2% and 4% due to unavailability of sufficient stocks and the price ranged Rs.300.00-320.00/kg and Rs.320.00-350.00/kg.

Price of imported potato has increased by 30% due to availability of high-quality stocks from India and the price ranged Rs.180.00-230.00/kg. Price ranged Rs.180.00-190.00 for Pakistan stocks and Rs.220.00-230.00/kg for Indian stocks.

Compared to the same period of last year, price of Welimada and Nuwara Eliya potato have increased by 68% and 56%. Price of imported potato has increased by 70%.

Retail

The price of both Nuwara Eliya and imported potatoes have increased by Rs.4.00/kg and Rs.16.00/kg respectively and their prices ranged Rs.400.00-420.00/kg and Rs.190.00-280/kg respectively.



Compared to the same period of last year, the current retail prices of both Nuwara Eliya and imported potatoes have increased by 10% and 33% respectively.

Pulses

Wholesale

Price of white cowpea and red cowpea have decreased by 2% due to availability of sufficient stocks and the price ranged Rs.750.00-800.00/kg and Rs.700.00-800.00/kg. Price of green gram and red dhal have not changed significantly and prices ranged Rs.1100.00-1200/kg and Rs.285.00-295.00/kg.

Compared to the same period of last year, price of all pulses have decreased in the range of 6%-19%.

Retail

Prices of all pulse varieties have decreased including green gram, white cowpea, red cowpea and red dhal by Rs.3.00/kg, Rs.36.00/kg, Rs.53.00/kg and Rs.1.00/kg respectively and their prices ranged

Rs.1200.00-1300.00/kg, Rs.1000.00-1300.00/kg, Rs.900.00-1300.00/kg and Rs.320.00-360.00/kg respectively.

Compared to the same period of last year, the current retail prices of all pulse varieties have decreased in the range of 1%-18%.

Vegetable

Wholesale

Prices of most of the vegetables have decreased due to increased supply from most of the major producing areas.

Considering up country vegetables, the highest price decrease was reported for beans as 25% due to increased supply from Balangoda and Bandarawela areas, followed by raddish as 23% due to increased supply from Dambulla and Puttalam areas. Prices of knolkhol and beetroot have decreased by 3% and 8% respectively with the slightly changes of the market demand. However, due to decreased supply from Nuwara Eliya area prices of carrot and cabbage have increased by 58% and 43% respectively.

With the increased supply from Jaffna area price of tomato and capsicum have decreased by 6% and 4% respectively.

Considering low country vegetables, the highest price decrease was reported for luffa as 31% with the increased supply

from Dambulla and Balangoda areas followed by cucumber and ladies fingers as 27% and 22% with the increased supply from Puttalam area. Price of pumpkin has decreased by 12% with the increased supply from Nochchiyagama and Mahavilachchiya area.

However, price of brinjal has increased by 67% due to decreased supply from all producing areas.

Due to decreased supply from Thambuththegama area price of green chilies has increased by 23% and with the decreased supply form Monaragala area price of lime has increased by 37%.

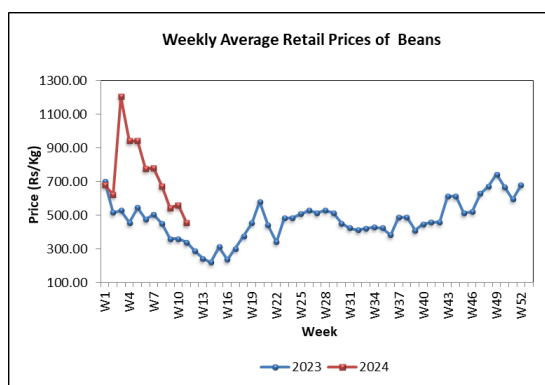
Compared to the same period of last year, prices of most of the vegetables have increased and the highest was reported for cabbage as 715%.

Retail

In the line with decrease wholesale prices, retail prices of most of the vegetables also decreased.

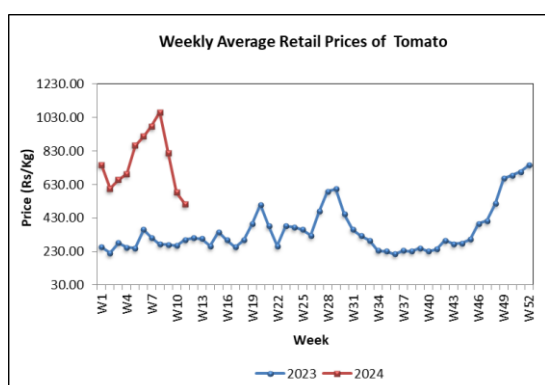
Considering up country varieties, prices of beans, leeks and beetroot have decreased by Rs.108.00/kg, Rs.57.00/kg and Rs.35.00/kg respectively. However, raddish and knokhol were decreased around by Rs.16.00/kg.

Weekly Food Commodities Bulletin



Meanwhile, the highest price increase in up country vegetables recorded for cabbage (Rs.60.00/kg) followed by carrot Rs.36.00/kg.

Price of tomato and capsicum have decreased by Rs.67.00/kg and Rs.2.00/kg respectively.



Considering low country varieties, the highest price decrease was for drumsticks as Rs.95.00/kg followed by bitter gourd as Rs.54.00/kg. The prices of luffa and pumpkin have decreased by Rs.45.00/kg and Rs.14.00/kg respectively. However, prices of brinjal and long beans have increased by Rs.70.00/kg and Rs.14.00/kg respectively.

Further, prices of green chilies have decreased by Rs.29.00/kg and the lime has increased by Rs.18.00/kg.

Compared to the same period of last year, prices of most of varieties have increased and the highest price increase was reported for cabbage as 276%.

Coconut

Wholesale

Prices of both large and small nuts have increased by 2%. Price ranges were Rs.95.00-100.00 for a large nut and Rs.80.00-85.00 for a small nut.

Compared to the same period of last year, price of large nut has increased by 2% and price of small nut has decreased by 3%.

Retail

Prices of both small nuts and large nuts have increased around by Rs.2.00/nut. Price ranges were Rs.110.00-120.00 for a large nut and Rs.90.00-110.00 for a small nut.

Compared to the same period of last year, prices of small nuts have increased by 4%.

Fruits

Wholesale

Prices of most of fruit varieties have increased due to increased demand with the commencement of Ramazan fasting season

and availability of limited stocks. The highest price increase was reported as 25% for passion fruit with availability of limited stocks and high demand. Price of papaw has increased by 21% with limited supply. Further, prices of all banana varieties have increased in the range of 1%-21% due to high demand. In addition, prices of slime apple and wood apple have increased by 15% and 12% respectively due to increased demand and limited supply. Price of king coconut has increased by 7% while prices of all the sizes of pineapple have increased in the range of 1%-5% due to high demand. Further, prices of imported grapes have increased by 2%.

However, prices of avocado and orange decreased by 13% and 10% respectively with availability of low-quality stocks.

Compared to the same period of last year, prices of most of the fruit varieties have decreased while the highest price decrease was reported as 35% for orange.

Retail

Prices of most of fruit varieties have increased in line with increased wholesale prices. The highest price increase of Rs.92.00/kg was reported for imported grapes due to unavailability of sufficient

stocks in the market. Moreover, the prices of small and medium sized pineapple have increased by Rs.71.00/fruit and Rs.20.00/fruit respectively. Further, the prices of passion fruit and papaw have increased by Rs.27.00/fruit and Rs.16.00/kg respectively.

In addition, prices of king coconut, wood apple and slime apple have increased by Rs.18.00/fruit, Rs.15.00/fruit and Rs.7.00/fruit respectively. Moreover, the price of kolikuttu and seen banana have increased by Rs.3.00/kg and Rs.7.00/kg respectively.

Meanwhile, the highest price decrease of Rs.2.00/fruit was reported for orange due to availability of sufficient stocks in the market.

Compared to the same period of last year, prices of most of the fruits have increased and the highest price increase of 100% was reported for passion fruit.

Fresh Fish

Wholesale

Wholesale prices of most of the fresh fish types have decreased due to increased supply. The highest price decrease of 33% was noted for hurulla due increased supply from Kalpitiya and Mullaitivu areas and

the price ranged between Rs.350.00-450.00/kg. A price decrease of 15% was noted for mora due to high supply from Northern areas and the price ranged Rs.650.00-800.00/kg. Likewise, a price decrease of 10% was noted for shrimps due to high supply from Kalpitiya, Puttalam and Jaffna areas and the price ranged between Rs.1500.00-1650.00/kg. Also, a price decrease of 8% was noted for thora due to high supply from Walachchenai, Kalmunai and Trincomalee areas and the price ranged between Rs.1700.00-2200.00/kg. In addition, the wholesale prices of salaya, kelawalla and balaya have decreased by 2%-4% respectively.

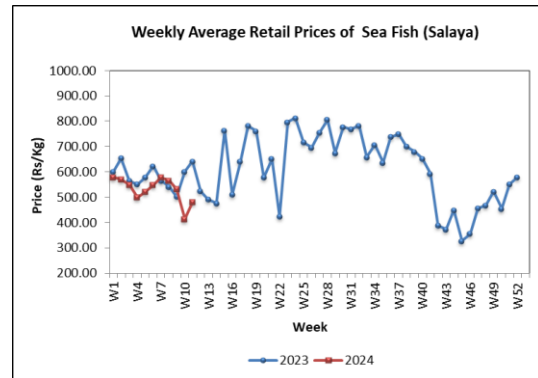
However, a price increase of 7% was noted for paraw due to low supply from Northern areas and the price ranged between Rs.1200.00-1350.00/kg. In addition, price of thalapath has increased by 3%.

Compared to the same period of last year, current wholesale prices of most of the fresh fish types have decreased in the range of 2%-49% and the highest price decrease was noted for hurulla.

Retail

Prices of all types of fresh fish except salaya have further decreased in line with decreased wholesale prices due to increased supply. The highest price

decrease of Rs.418.00/kg was reported for thora and Rs.328.00/kg was reported for balaya. Prices of kelwalla and thalapath have decreased by Rs.294.00/kg and Rs.184.00/kg respectively.



Compared to the same period of last year, prices of most types of fresh fish have decreased in the range of 6%-39% and highest price decrease was reported for balaya.

Dried Fish

Wholesale

Due to increase of local dried fish supply, prices of most of the local and imported dried fish types have decreased. The highest price decrease of 13% was noted for local salaya due to high supply from Mannar, Chilaw and Puttalam areas and the price ranged between Rs.400.00-500.00/kg. Likewise, a price decrease of 3% was noted for local sprats due to high supply from Trincomalee, Mullaitivu and Negombo areas and the price ranged

Rs.1100.00-1300.00/kg. In addition, prices of local balaya, imported kattawa and local mora have decreased by 1%.

However, a price increase of 2% was noted for imported anguluwa due to low supply from Oman and Indonesia and the price ranged between Rs.1400.00-1500.00/kg.

Compared to the same period of last year, current wholesale prices of most of the dried fish types have decreased in the range of 3%-42% and the highest price decrease was reported for local salaya.

Retail

Prices of all types of dried fish except kattawa have further decreased in line with decreased wholesale prices due to increased supply. The highest price decrease of Rs.179.00/kg was reported for local sprats and Rs.148.00/kg for salaya. The remaining types have decreased in the range of Rs.17.00-76.00/kg.

However, price of kattawa has increased by Rs.7.00/kg due to decrease supply.

Compared to the same period of last year, prices of most types of dried fish have decreased in the range of 3%-28% and highest price decrease was reported for salaya.

Eggs

Wholesale

The prices of brown and white eggs have decreased by 10% and their prices ranged between Rs.50.00-52.00/egg and Rs.48.00-49.00/egg respectively.

Compared to the same period of last year, prices of both brown and white eggs have increased by 10% and 11% respectively.

Retail

Prices of both brown and white eggs have decreased by Rs.5.00/egg and Rs.7.00/egg respectively due to decreased farm gate price. Price range Rs.53.00-54.00/egg for brown eggs and average price of a white egg was Rs.50.16.

Compared to the same period of last year, white eggs have increased by 2%.

Meat

Retail

Prices of all types meat except pork have decreased due to low demand and decreased farm gate prices. Price of beef has decreased by Rs.75.00/kg. Prices of mutton, skinless broiler chicken and skinless curry chicken have decreased by Rs.5.00/kg and Rs.1.00/kg respectively.

Compared to the same period of last year, prices of most types of meat have

decreased in the range of 3%-19% and the highest price decrease was reported for pork.

EXPLANATORY NOTE

The Food Commodities Bulletin is a weekly publication containing information relating to wholesale and retail prices of selected food commodities in nine selected markets in and around Colombo and main markets in the major producing areas.

The information is analyzed and presented as prevailing prices, price ranges, averages, and a comparison of weekly prices. The changes in prices reported are always with price prevailed during the previous week unless otherwise stated.

The frequency of collection of wholesale price information is twice a week (i.e., Tuesday and Friday) while with retail prices, it is thrice a week (i.e., Friday, Monday, and Tuesday).

Table 01: Selected Markets: Wholesale Price of Rice (Rs/50kg bag)

Week 11: 08 - 14 March 2024

10

LOCATIONS	Rice Varieties													
	Samba 1		Samba 2		Keeri Samba		Nadu 1		Nadu 2		Raw Red		Raw White	
Colombo	11750	12000	11400	11500	15750	16250	10000	10400	9650	9750	8250	9000	9250	10000
Divulapitiya	-	-	-	-	-	-	-	-	-	-	-	-	-	-
Kurunegala	13000	13000	11250	11400	15750	16000	10700	10750	9250	9500	9000	10250	9150	9500
Nikaweratiya	12750	12750	11000	11000	16000	17250	10800	10850	9250	9250	9250	9250	9000	9250
Badulla	-	-	11500	11500	-	-	10500	10750	-	-	8000	8150	9000	9250
Puttalam	-	-	11250	11600	-	-	10750	10900	9000	9500	10250	10350	9500	9800
Dambulla	12500	12600	11500	11750	-	-	10700	10750	10000	10100	9250	9400	9500	9600
Anuradhapura	12000	12500	11500	11500	17500	18000	10750	10900	9750	10000	9750	10250	9250	10250
Tambuttegama	-	-	11350	11500	-	-	-	-	9350	9500	-	-	9050	9150
Polonnaruwa	12350	12600	11850	11900	17500	17500	10700	10750	9700	9750	10200	10250	9700	9750
Kalutara	-	-	11500	11650	-	-	-	-	9650	9900	8900	9150	9750	10000
Ampara	-	-	11500	11500	-	-	10900	10900	10000	10000	8250	8250	9000	9000
Kandy	12000	12250	11250	11500	16750	17500	10250	10500	9500	9900	8500	9000	9500	9750
Moneragala	12000	12500	11250	11250	17500	18000	10750	10850	9750	10250	8000	8250	8750	9250
Kegalle	-	-	-	-	-	-	-	-	-	-	-	-	-	-
Dehiattakandiya	12750	12750	-	-	16750	18000	10500	10750	10000	10000	8250	10250	9100	9250
Hambantota	11750	12000	-	-	-	-	-	-	-	-	7400	7750	9400	9750
Matara	-	-	11250	11350	-	-	10500	10800	-	-	7750	7900	9650	9900
Galle	12700	12750	-	-	-	-	10750	10900	-	-	7750	8000	9250	10000
Meegoda	-	-	11200	11450	-	-	10200	10200	9500	9850	8000	8350	9200	9500
Tissamaharama	12000	12500	11750	11750	16000	17250	10250	10750	9750	10000	7250	7900	8900	9900
Embilipitiya	-	-	11350	11450	-	-	10500	10600	9950	10050	7400	7500	8900	9000
Jaffna	12500	12600	-	-	17000	17250	-	-	9000	9750	8500	8700	10000	10250
Vavuniya	-	-	11250	11400	16000	16200	10000	10250	9500	9750	8500	8750	9500	9750
Mannar	-	-	-	-	-	-	-	-	-	-	-	-	-	-
Killinochchi	11750	12000	-	-	17000	17250	10000	10250	9250	9500	8250	8500	9500	10000
Mullattivu	-	-	-	-	-	-	-	-	-	-	-	-	-	-
Batticaloa	11900	12100	-	-	17400	17600	10400	10600	9400	9550	8500	8600	10000	10000
Trincomalee	-	-	-	-	-	-	-	-	-	-	-	-	-	-
Galenbindunuwew	11850	12500	11500	11500	17500	17500	10500	10850	10000	10000	9750	10250	9250	9750
Matale	12000	12500	11500	11750	16750	17250	10600	10850	9750	10250	8900	9250	9500	9750

Table 02: Selected Markets: Retail Price of Rice (Rs/kg)

Week 11: 08 - 14 March 2024

LOCATIONS	Rice Varieties													
	Samba 1		Samba 2		Keeri Samba		Nadu 1		Nadu 2		Raw Red		Raw White	
Colombo	230.00	270.00	-	-	350.00	380.00	220.00	230.00	-	-	190.00	210.00	210.00	220.00
Gampaha	-	-	-	-	-	-	-	-	-	-	-	-	-	-
Kurunegala	260.00	260.00	240.00	240.00	350.00	360.00	220.00	220.00	210.00	210.00	200.00	200.00	210.00	210.00
Nikaweratiya	270.00	270.00	230.00	230.00	360.00	360.00	220.00	220.00	190.00	200.00	195.00	210.00	190.00	210.00
Dambulla	255.00	260.00	240.00	245.00	355.00	360.00	216.00	220.00	208.00	210.00	190.00	195.00	190.00	200.00
Anuradhapura	250.00	260.00	230.00	235.00	360.00	370.00	220.00	220.00	200.00	210.00	200.00	210.00	190.00	210.00
Thambuththegama	270.00	275.00	230.00	240.00	370.00	380.00	220.00	220.00	198.00	210.00	205.00	210.00	193.00	210.00
Polonnaruwa	250.00	255.00	235.00	242.00	350.00	360.00	218.00	220.00	195.00	200.00	210.00	210.00	195.00	200.00
Kaluthara	250.00	255.00	-	-	-	-	215.00	220.00	-	-	185.00	190.00	210.00	215.00
Badulla	-	-	230.00	230.00	-	-	220.00	220.00	-	-	165.00	170.00	195.00	210.00
Keppetipola	-	-	238.00	240.00	-	-	215.00	216.00	204.00	206.00	168.00	172.00	196.00	200.00
Moneragala	250.00	260.00	230.00	230.00	360.00	370.00	220.00	220.00	200.00	210.00	165.00	170.00	180.00	190.00
Kegalle	270.00	275.00	-	-	390.00	390.00	215.00	220.00	195.00	205.00	210.00	210.00	210.00	220.00
Ampara	270.00	270.00	230.00	230.00	360.00	390.00	220.00	220.00	210.00	215.00	167.00	180.00	180.00	210.00
Dehiattakandiya	260.00	260.00	-	-	355.00	385.00	216.00	225.00	200.00	210.00	170.00	210.00	185.00	195.00
Nuwaraeliya	240.00	250.00	-	-	-	-	214.00	216.00	206.00	210.00	170.00	175.00	199.00	205.00
Kandy	260.00	270.00	235.00	240.00	360.00	370.00	220.00	220.00	205.00	210.00	190.00	200.00	195.00	210.00
Puttalam	265.00	270.00	230.00	245.00	-	-	220.00	225.00	190.00	195.00	205.00	210.00	195.00	205.00
Hambantota	240.00	250.00	-	-	350.00	370.00	220.00	230.00	-	-	155.00	160.00	195.00	200.00
Rathnapura	260.00	270.00	-	-	360.00	390.00	220.00	225.00	210.00	215.00	170.00	180.00	205.00	210.00
Matara	250.00	265.00	230.00	240.00	360.00	370.00	220.00	220.00	-	-	160.00	165.00	195.00	205.00
Galle	230.00	260.00	-	-	380.00	380.00	220.00	220.00	-	-	160.00	170.00	195.00	210.00
Tissamaharama	240.00	260.00	-	-	350.00	350.00	215.00	220.00	200.00	210.00	145.00	160.00	180.00	200.00
Meegoda (DEC)	-	-	230.00	240.00	-	-	-	-	190.00	210.00	175.00	185.00	195.00	200.00
Embilipitiya	230.00	250.00	-	-	-	-	215.00	220.00	205.00	210.00	150.00	160.00	195.00	210.00
Jaffna	258.00	260.00	-	-	350.00	355.00	210.00	210.00	190.00	200.00	180.00	185.00	205.00	215.00
Vavuniya	-	-	230.00	235.00	340.00	345.00	210.00	214.00	200.00	205.00	180.00	185.00	200.00	206.00
Mannar	-	-	-	-	-	-	-	-	-	-	-	-	-	-
Killinochchi	245.00	250.00	-	-	350.00	360.00	210.00	220.00	195.00	200.00	175.00	180.00	205.00	210.00
Mullaittivu	-	-	-	-	-	-	-	-	-	-	-	-	-	-
Batticaloa	245.00	250.00	-	-	356.00	360.00	214.00	220.00	195.00	198.00	176.00	180.00	205.00	210.00
Trincomalee	-	-	-	-	-	-	-	-	-	-	-	-	-	-
Hanguranketha	-	-	228.00	240.00	-	-	215.00	220.00	200.00	210.00	175.00	185.00	190.00	210.00
Veyangoda	250.00	260.00	230.00	240.00	350.00	360.00	220.00	220.00	192.00	200.00	190.00	195.00	200.00	200.00
Galenbindunuwewa	240.00	260.00	230.00	235.00	360.00	360.00	220.00	220.00	210.00	215.00	200.00	210.00	190.00	200.00
Bandarawela	-	-	-	-	-	-	-	-	-	-	-	-	-	-
Matale	250.00	260.00	235.00	240.00	350.00	360.00	215.00	220.00	205.00	210.00	190.00	198.00	195.00	210.00

Table 04: Selected Markets: Wholesale Price of Subsidiary Food (Rs/50kg)

Week 11: 08 - 14 March 2024

LOCATION	Dried Chillies	Red Onion		Big Onion	Potato			Pulses		
	Imported	Imported	Local		Imported	Welimada	Nuwara Eliya	Green Gram	Cowpea	Red Dhal
Colombo	40000 - 45000	16500 - 18500	14000 - 15000	26500 - 30000	9000 - 11500	15000 - 16000	16000 - 17500	55000 - 60000	37500 - 40000	14250 - 14750
Kurunegala	40000 - 42500	18750 - 20000	-	27500 - 31500	9500 - 11500	-	-	55000 - 60000	35000 - 49000	14500 - 17250
Nikaweratiya	40500 - 41250	17500 - 20000	-	30000 - 31000	9500 - 10000	-	-	55000 - 60000	34000 - 35000	14350 - 14400
Dehiattakandiya	41000 - 42500	17500 - 19500	-	22500 - 29500	9000 - 10000	-	-	45000 - 47500	-	14250 - 15000
Dambulla (DEC)	41000 - 41500	16000 - 16500	17000 - 17500	29000 - 29500	9250 - 9500	-	18500 - 19000	55000 - 58750	33750 - 34400	14250 - 14400
Anuradhapura	42500 - 47500	19000 - 20000	-	29500 - 31500	9750 - 11000	-	-	52500 - 57500	37500 - 47500	14500 - 15500
Thambuththegama	40000 - 45000	17500 - 18000	15000 - 17000	27500 - 30000	9400 - 9750	-	-	50000 - 50000	42500 - 42500	14750 - 15000
Polonnaruwa	47500 - 50000	19500 - 20500	-	30500 - 32000	9500 - 10500	-	-	50000 - 55000	35000 - 37500	15500 - 16250
Kaluthara	42000 - 44000	17500 - 17750	-	32500 - 33000	9000 - 9500	-	18000 - 18500	55000 - 59000	40000 - 41000	14500 - 14900
Puttalam	40000 - 45000	-	11000 - 14000	25750 - 28000	9000 - 9500	-	18000 - 19250	45000 - 52500	42500 - 50000	15000 - 15500
Kandy	42500 - 44000	17500 - 18000	-	25000 - 29000	9750 - 10000	-	17000 - 17500	52500 - 55000	42500 - 45000	14750 - 15000
Matara	45000 - 47500	18000 - 19500	-	29000 - 30000	9000 - 9500	-	18000 - 18250	49000 - 55000	45000 - 47500	15000 - 15600
Hambantota	44000 - 50000	18000 - 20000	-	29000 - 30000	9250 - 10000	-	-	47500 - 55000	47500 - 50000	14750 - 15750
Kegalle	45000 - 46000	16000 - 16500	-	28000 - 29000	9000 - 9500	-	18300 - 18500	57400 - 57500	35000 - 35500	15400 - 15500
Galle	42500 - 43750	18750 - 20000	-	27500 - 30000	10000 - 11000	-	16000 - 18000	55000 - 57500	-	15000 - 16000
Tissamaharama	45000 - 50000	16000 - 17500	-	29000 - 30000	9000 - 10000	-	17500 - 18500	50000 - 55000	35000 - 42500	15250 - 15750
Meegoda (DEC)	40500 - 44000	16500 - 19000	-	27500 - 29000	9000 - 9500	-	16000 - 18500	57500 - 60000	35000 - 45000	14250 - 15000
Jaffna	46500 - 47500	-	18000 - 19000	31000 - 31500	9250 - 9500	-	-	55000 - 56250	-	14750 - 15000
Vavuniya	50000 - 52500	17500 - 18500	-	31500 - 32500	10000 - 11500	-	-	50000 - 53000	-	15250 - 15400
Mannar	-	-	-	-	-	-	-	-	-	-
Killinochchi	47500 - 49000	-	-	32000 - 32500	10000 - 11000	-	-	57500 - 58500	-	15000 - 15500
Mullattivu	-	-	-	-	-	-	-	-	-	-
Batticaloa	47500 - 48250	16250 - 16500	21000 - 21500	31500 - 32500	9500 - 10000	-	21000 - 21750	57250 - 59250	45000 - 45500	15000 - 15300
Trincomalee	-	-	-	-	-	-	-	-	-	-
Galenbindunuwewa	42500 - 47500	19000 - 20000	-	29500 - 31500	10000 - 11000	-	-	50000 - 52500	41000 - 47500	14750 - 15500
Matale	44000 - 46000	16000 - 18000	-	29000 - 30500	9500 - 10250	-	-	55000 - 57500	40000 - 45000	14750 - 15000

Table 05: Selected Markets: Retail Price of Subsidiary Food Crops (Rs/kg)

Week 11: 08 - 14 March 2024

LOCATIONS	Dried Chillies	Red Onion		Big Onion	Potato			Pulses		
	Imported	Imported	Local		Imported	Welimada	Nuwara Eliya	Green Gram	Cowpea	Red Dhal
Colombo	900.00 - 1200.00	350.00 - 520.00	-	550.00 - 700.00	190.00 - 280.00	-	400.00 - 420.00	1200.00 - 1300.00	1000.00 - 1300.00	320.00 - 360.00
Gampaha	-	-	-	-	-	-	-	-	-	-
Kurunegala	950.00 - 1000.00	400.00 - 440.00	-	600.00 - 700.00	200.00 - 200.00	-	440.00 - 460.00	1200.00 - 1300.00	1100.00 - 1200.00	320.00 - 380.00
Nikaweratiya	900.00 - 1000.00	360.00 - 480.00	-	600.00 - 650.00	190.00 - 240.00	-	-	1100.00 - 1250.00	1000.00 - 1300.00	320.00 - 340.00
Dambulla	900.00 - 950.00	420.00 - 450.00	-	620.00 - 640.00	200.00 - 220.00	-	-	1300.00 - 1350.00	800.00 - 850.00	300.00 - 310.00
Anuradhapura	900.00 - 1050.00	400.00 - 480.00	-	600.00 - 660.00	200.00 - 240.00	-	-	1200.00 - 1300.00	800.00 - 1000.00	310.00 - 340.00
Thambuththegama	900.00 - 1100.00	400.00 - 440.00	360.00 - 400.00	575.00 - 620.00	210.00 - 230.00	-	-	1150.00 - 1200.00	800.00 - 900.00	300.00 - 340.00
Polonnaruwa	1000.00 - 1100.00	400.00 - 420.00	-	620.00 - 650.00	200.00 - 260.00	-	-	1100.00 - 1250.00	800.00 - 850.00	320.00 - 340.00
Kaluthara	1000.00 - 1100.00	420.00 - 440.00	-	680.00 - 700.00	210.00 - 230.00	-	410.00 - 460.00	1260.00 - 1300.00	1080.00 - 1100.00	320.00 - 330.00
Badulla	1000.00 - 1000.00	340.00 - 400.00	-	-	180.00 - 220.00	400.00 - 400.00	480.00 - 480.00	1120.00 - 1200.00	950.00 - 1000.00	320.00 - 350.00
Keppetipola	1150.00 - 1250.00	320.00 - 340.00	-	600.00 - 640.00	190.00 - 200.00	370.00 - 380.00	-	1250.00 - 1280.00	860.00 - 900.00	315.00 - 325.00
Moneragala	900.00 - 1000.00	420.00 - 500.00	-	600.00 - 660.00	220.00 - 240.00	380.00 - 400.00	-	1100.00 - 1200.00	800.00 - 900.00	300.00 - 340.00
Kegalle	950.00 - 1050.00	360.00 - 420.00	-	640.00 - 650.00	240.00 - 250.00	-	450.00 - 480.00	1200.00 - 1250.00	800.00 - 840.00	310.00 - 380.00
Ampara	900.00 - 1000.00	360.00 - 450.00	-	580.00 - 670.00	210.00 - 240.00	360.00 - 390.00	-	1150.00 - 1240.00	1050.00 - 1120.00	300.00 - 310.00
Dehiattakandiya	900.00 - 950.00	400.00 - 420.00	-	600.00 - 620.00	200.00 - 220.00	-	-	900.00 - 1000.00	-	300.00 - 310.00
Nuwaraeliya	1200.00 - 1250.00	320.00 - 350.00	-	630.00 - 650.00	230.00 - 250.00	-	400.00 - 420.00	1250.00 - 1300.00	860.00 - 900.00	315.00 - 325.00
Kandy	960.00 - 1000.00	480.00 - 500.00	-	600.00 - 640.00	220.00 - 240.00	-	420.00 - 440.00	1300.00 - 1350.00	1180.00 - 1200.00	330.00 - 350.00
Puttalam	900.00 - 1000.00	-	400.00 - 480.00	600.00 - 680.00	200.00 - 250.00	-	440.00 - 480.00	1000.00 - 1200.00	900.00 - 1000.00	310.00 - 320.00
Rathnapura	1100.00 - 1250.00	400.00 - 480.00	-	640.00 - 680.00	240.00 - 260.00	-	-	1300.00 - 1340.00	950.00 - 1000.00	310.00 - 340.00
Hambantota	960.00 - 1100.00	400.00 - 440.00	-	600.00 - 650.00	200.00 - 230.00	-	-	1100.00 - 1250.00	1100.00 - 1200.00	320.00 - 340.00
Matara	960.00 - 1100.00	380.00 - 450.00	-	600.00 - 640.00	200.00 - 220.00	-	380.00 - 420.00	1100.00 - 1250.00	1000.00 - 1200.00	320.00 - 340.00
Galle	1000.00 - 1000.00	400.00 - 480.00	-	600.00 - 650.00	220.00 - 240.00	-	380.00 - 400.00	1200.00 - 1300.00	900.00 - 1100.00	320.00 - 330.00
Tissamaharama	1000.00 - 1200.00	400.00 - 420.00	-	600.00 - 650.00	220.00 - 240.00	-	380.00 - 400.00	1100.00 - 1200.00	900.00 - 1100.00	315.00 - 335.00
Meegoda (DEC)	900.00 - 920.00	-	-	580.00 - 680.00	200.00 - 240.00	360.00 - 400.00	400.00 - 440.00	1200.00 - 1280.00	850.00 - 1040.00	320.00 - 340.00
Embilipitiya	1100.00 - 1200.00	-	400.00 - 450.00	600.00 - 650.00	200.00 - 220.00	-	380.00 - 400.00	1150.00 - 1200.00	880.00 - 950.00	300.00 - 390.00
Jaffna	1000.00 - 1100.00	-	375.00 - 390.00	640.00 - 660.00	210.00 - 220.00	-	-	1150.00 - 1250.00	-	315.00 - 320.00
Vavuniya	1200.00 - 1250.00	400.00 - 420.00	-	680.00 - 720.00	240.00 - 250.00	-	-	1250.00 - 1300.00	-	320.00 - 325.00
Mannar	-	-	-	-	-	-	-	-	-	-
Killinochchi	970.00 - 1020.00	-	-	670.00 - 690.00	230.00 - 250.00	-	-	1200.00 - 1250.00	-	315.00 - 320.00
Mullaittivu	-	-	-	-	-	-	-	-	-	-
Batticaloa	1000.00 - 1025.00	360.00 - 380.00	460.00 - 480.00	680.00 - 700.00	240.00 - 250.00	-	460.00 - 500.00	1200.00 - 1250.00	950.00 - 960.00	315.00 - 320.00
Trincomalee	-	-	-	-	-	-	-	-	-	-
Hanguranketha	950.00 - 1000.00	400.00 - 450.00	-	650.00 - 700.00	200.00 - 250.00	-	-	1195.00 - 1250.00	950.00 - 1000.00	305.00 - 310.00
Veyangoda	1000.00 - 1000.00	400.00 - 450.00	-	640.00 - 650.00	200.00 - 240.00	-	400.00 - 440.00	1100.00 - 1300.00	1000.00 - 1400.00	320.00 - 320.00
Galenbindunuwewa	900.00 - 1000.00	400.00 - 480.00	-	600.00 - 650.00	210.00 - 260.00	-	-	1050.00 - 1100.00	850.00 - 1000.00	300.00 - 320.00
Bandarawela	-	-	-	-	-	-	-	-	-	-
Matale	900.00 - 1000.00	380.00 - 440.00	-	640.00 - 660.00	220.00 - 230.00	-	-	1200.00 - 1200.00	900.00 - 1050.00	310.00 - 320.00

Table 06: Selected Markets: Wholesale Price of Vegetables(Rs/kg)

Week 11: 08 - 14 March 2024

Locations	Butter Beans	Green Beans	Carrot	Leeks	Beetroot	Knolkhol
Colombo	-	250.00 - 350.00	400.00 - 450.00	200.00 - 220.00	200.00 - 250.00	150.00 - 180.00
Meegoda (DEC)	-	280.00 - 300.00	380.00 - 420.00	200.00 - 230.00	200.00 - 220.00	180.00 - 200.00
Dambulla (DEC)	-	250.00 - 300.00	250.00 - 320.00	180.00 - 250.00	200.00 - 250.00	140.00 - 160.00
Keppetipola (DEC)	-	250.00 - 300.00	300.00 - 350.00	170.00 - 200.00	200.00 - 230.00	150.00 - 180.00
Norochchole (DEC)	-	-	-	-	150.00 - 200.00	-
Nuwara Eliya	-	260.00 - 300.00	350.00 - 360.00	180.00 - 190.00	240.00 - 260.00	160.00 - 180.00
Kandy	-	250.00 - 300.00	330.00 - 350.00	180.00 - 200.00	230.00 - 250.00	100.00 - 130.00
Hambantota	-	350.00 - 400.00	350.00 - 400.00	250.00 - 300.00	350.00 - 400.00	200.00 - 250.00
Thambuththegama (DEC)	-	300.00 - 350.00	370.00 - 400.00	210.00 - 240.00	200.00 - 220.00	90.00 - 130.00
Jaffna	-	260.00 - 270.00	400.00 - 420.00	250.00 - 270.00	200.00 - 220.00	-
Bandarawela	-	-	-	-	-	-
Veyangoda	-	260.00 - 300.00	340.00 - 380.00	180.00 - 220.00	200.00 - 240.00	160.00 - 200.00

Locations	Raddish	Cabbage	Tomato	Ladies Fingers	Brinjal	Capsicum
Colombo	50.00 - 80.00	400.00 - 450.00	330.00 - 380.00	80.00 - 100.00	200.00 - 250.00	300.00 - 500.00
Meegoda (DEC)	80.00 - 110.00	400.00 - 460.00	320.00 - 380.00	120.00 - 130.00	220.00 - 240.00	450.00 - 600.00
Moneragala	80.00 - 120.00	360.00 - 400.00	300.00 - 370.00	150.00 - 200.00	150.00 - 240.00	350.00 - 550.00
Dambulla (DEC)	40.00 - 50.00	380.00 - 400.00	250.00 - 300.00	100.00 - 120.00	150.00 - 200.00	380.00 - 500.00
Keppetipola (DEC)	35.00 - 45.00	350.00 - 400.00	300.00 - 350.00	100.00 - 110.00	180.00 - 220.00	500.00 - 550.00
Norochchole (DEC)	40.00 - 60.00	280.00 - 350.00	250.00 - 320.00	80.00 - 120.00	100.00 - 140.00	300.00 - 350.00
Nuwara Eliya	60.00 - 80.00	410.00 - 420.00	300.00 - 360.00	110.00 - 130.00	220.00 - 240.00	540.00 - 560.00
Kandy	50.00 - 80.00	280.00 - 320.00	250.00 - 300.00	120.00 - 140.00	180.00 - 220.00	500.00 - 550.00
Hambantota	80.00 - 120.00	400.00 - 450.00	300.00 - 350.00	100.00 - 150.00	150.00 - 200.00	550.00 - 650.00
Thambuththegama (DEC)	45.00 - 70.00	390.00 - 420.00	250.00 - 300.00	70.00 - 85.00	140.00 - 200.00	400.00 - 500.00
Tissamaharama	80.00 - 100.00	460.00 - 500.00	250.00 - 300.00	100.00 - 140.00	150.00 - 200.00	500.00 - 550.00
Jaffna	75.00 - 85.00	250.00 - 260.00	310.00 - 330.00	200.00 - 220.00	120.00 - 130.00	350.00 - 370.00
Bandarawela	-	-	-	-	-	-
Veyangoda	50.00 - 90.00	380.00 - 420.00	300.00 - 350.00	120.00 - 140.00	200.00 - 240.00	420.00 - 500.00

Locations	Pumpkin	Cucumber	Bitter Gourd	Snake Gourd	Drumstick	Luffa
Colombo	200.00 - 230.00	50.00 - 80.00	200.00 - 250.00	180.00 - 200.00	-	100.00 - 130.00
Meegoda (DEC)	200.00 - 220.00	60.00 - 90.00	240.00 - 270.00	200.00 - 220.00	-	120.00 - 160.00
Moneragala	230.00 - 280.00	100.00 - 120.00	250.00 - 350.00	230.00 - 250.00	-	200.00 - 250.00
Dambulla (DEC)	150.00 - 200.00	35.00 - 45.00	200.00 - 230.00	100.00 - 140.00	-	110.00 - 120.00
Keppetipola (DEC)	200.00 - 220.00	70.00 - 80.00	180.00 - 210.00	120.00 - 140.00	-	100.00 - 120.00
Norochchole (DEC)	-	40.00 - 70.00	220.00 - 280.00	90.00 - 140.00	400.00 - 550.00	120.00 - 180.00
Nuwara Eliya	220.00 - 240.00	80.00 - 100.00	200.00 - 220.00	140.00 - 150.00	-	120.00 - 130.00
Kandy	180.00 - 210.00	60.00 - 70.00	200.00 - 230.00	150.00 - 170.00	-	130.00 - 150.00
Hambantota	200.00 - 250.00	50.00 - 100.00	300.00 - 350.00	150.00 - 200.00	300.00 - 350.00	160.00 - 200.00
Thambuththegama (DEC)	170.00 - 200.00	30.00 - 50.00	180.00 - 230.00	130.00 - 150.00	-	110.00 - 150.00
Tissamaharama	240.00 - 260.00	30.00 - 50.00	200.00 - 300.00	150.00 - 200.00	250.00 - 300.00	120.00 - 150.00
Jaffna	150.00 - 165.00	80.00 - 90.00	300.00 - 320.00	80.00 - 90.00	900.00 - 950.00	-
Bandarawela	-	-	-	-	-	-
Veyangoda	180.00 - 220.00	50.00 - 80.00	230.00 - 250.00	150.00 - 180.00	-	130.00 - 150.00

Table 06 (Contd.)

	Long Beans	Ash Plantain	Green Chillies	Lime	Sweet Potatoe	Manioc
Colombo	150.00 - 230.00	200.00 - 250.00	350.00 - 400.00	150.00 - 180.00	120.00 - 130.00	120.00 - 150.00
Meegoda (DEC)	170.00 - 220.00	230.00 - 270.00	300.00 - 350.00	200.00 - 220.00	130.00 - 160.00	90.00 - 130.00
Moneragala	200.00 - 250.00	160.00 - 180.00	400.00 - 420.00	200.00 - 250.00	150.00 - 180.00	80.00 - 100.00
Dambulla (DEC)	130.00 - 200.00	220.00 - 240.00	250.00 - 320.00	140.00 - 200.00	150.00 - 170.00	110.00 - 130.00
Keppetipola (DEC)	150.00 - 160.00	240.00 - 250.00	280.00 - 320.00	150.00 - 200.00	140.00 - 160.00	120.00 - 130.00
Norochchole (DEC)	150.00 - 200.00	-	280.00 - 350.00	-	-	100.00 - 140.00
Nuwara Eliya	160.00 - 170.00	240.00 - 260.00	300.00 - 340.00	180.00 - 220.00	150.00 - 170.00	130.00 - 140.00
Kandy	180.00 - 200.00	200.00 - 250.00	300.00 - 320.00	150.00 - 160.00	150.00 - 170.00	110.00 - 120.00
Hambantota	180.00 - 200.00	150.00 - 200.00	300.00 - 350.00	150.00 - 200.00	180.00 - 200.00	100.00 - 150.00
Thambuththegama (DEC)	130.00 - 160.00	180.00 - 220.00	280.00 - 350.00	140.00 - 180.00	160.00 - 180.00	90.00 - 110.00
Tissamaharama	180.00 - 200.00	150.00 - 200.00	300.00 - 400.00	200.00 - 250.00	150.00 - 200.00	100.00 - 120.00
Jaffna	260.00 - 285.00	110.00 - 125.00	300.00 - 320.00	110.00 - 120.00	150.00 - 170.00	80.00 - 90.00
Bandarawela	-	-	-	-	-	-
Veyangoda	160.00 - 180.00	250.00 - 300.00	320.00 - 350.00	200.00 - 220.00	130.00 - 130.00	130.00 - 135.00

Locations	Leafy Vegetables (Rs/bundle)			Coconut (Rs/nut)	
	Mukunuwenna	Kankun	Gotukola	Large	Small
Colombo	40.00 - 45.00	40.00 - 45.00	280.00 - 300.00	95.00 - 100.00	80.00 - 85.00
Meegoda (DEC)	80.00 - 80.00	80.00 - 80.00	270.00 - 270.00	100.00 - 110.00	80.00 - 90.00
Norochchole (DEC)	50.00 - 60.00	50.00 - 60.00	120.00 - 130.00	82.00 - 90.00	70.00 - 80.00
Nuwara Eliya	-	-	-	-	-
Dambulla (DEC)	25.00 - 30.00	25.00 - 30.00	120.00 - 125.00	80.00 - 85.00	65.00 - 68.00
Kandy	45.00 - 50.00	50.00 - 55.00	250.00 - 260.00	90.00 - 95.00	65.00 - 75.00
Hambantota	50.00 - 60.00	50.00 - 60.00	210.00 - 240.00	-	-
Thambuththegama (DEC)	30.00 - 40.00	30.00 - 40.00	-	80.00 - 90.00	-
Tissamaharama	45.00 - 55.00	45.00 - 55.00	195.00 - 225.00	90.00 - 110.00	60.00 - 80.00
Jaffna	80.00 - 100.00	40.00 - 45.00	140.00 - 150.00	78.00 - 84.00	50.00 - 52.00
Bandarawela	-	-	-	-	-
Veyangoda	40.00 - 40.00	40.00 - 40.00	-	90.00 - 95.00	-

Colombo, Meegoda, Norochchole, Jaffna, Dambulla and Kandy - Gotukola Price Rs/Kg

Table 07: Selected Markets: Retail Price of Vegetables (Rs/kg)

Week 11: 08 - 14 March 2024

LOCATIONS	Up Country Varieties																									
	Butter Beans		Green Beans		Carrot		Leeks		Beetroot		Knol Khol		Raddish		Cabbage		Tomato									
Colombo	-		350.00	-	560.00	440.00	-	660.00	240.00	-	430.00	300.00	-	480.00	200.00	-	340.00	480.00	-	660.00	400.00	-	600.00			
Gampaha	-		-		-	-		-	-		-	-		-	-		-	-		-	-		-			
Kurunegala	-		440.00	-	480.00	480.00	-	540.00	320.00	-	350.00	420.00	-	480.00	340.00	-	400.00	200.00	-	230.00	560.00	-	600.00	500.00	-	600.00
Nikaweratiya	-		480.00	-	520.00	480.00	-	520.00	360.00	-	400.00	400.00	-	480.00	240.00	-	320.00	140.00	-	160.00	480.00	-	600.00	400.00	-	480.00
Dambulla	-		400.00	-	460.00	440.00	-	480.00	350.00	-	380.00	380.00	-	420.00	350.00	-	380.00	140.00	-	160.00	560.00	-	600.00	400.00	-	480.00
Anuradhapura	-		440.00	-	560.00	440.00	-	520.00	320.00	-	400.00	320.00	-	480.00	260.00	-	320.00	160.00	-	240.00	440.00	-	560.00	400.00	-	480.00
Thambuththegama	-		420.00	-	500.00	460.00	-	540.00	300.00	-	340.00	280.00	-	360.00	260.00	-	300.00	100.00	-	160.00	520.00	-	600.00	380.00	-	440.00
Polonnaruwa	-		500.00	-	560.00	500.00	-	550.00	300.00	-	380.00	400.00	-	460.00	380.00	-	450.00	200.00	-	250.00	600.00	-	660.00	420.00	-	480.00
Kaluthara	-		400.00	-	440.00	480.00	-	520.00	280.00	-	320.00	340.00	-	380.00	240.00	-	280.00	180.00	-	200.00	480.00	-	520.00	400.00	-	440.00
Badulla	-		400.00	-	420.00	320.00	-	400.00	320.00	-	340.00	400.00	-	400.00	280.00	-	320.00	160.00	-	180.00	520.00	-	600.00	400.00	-	480.00
Keppetipola	-		320.00	-	340.00	380.00	-	400.00	280.00	-	300.00	300.00	-	320.00	240.00	-	260.00	90.00	-	120.00	440.00	-	460.00	380.00	-	420.00
Moneragala	-		400.00	-	520.00	400.00	-	480.00	320.00	-	400.00	400.00	-	480.00	240.00	-	320.00	140.00	-	240.00	520.00	-	600.00	480.00	-	520.00
Kegalle	-		420.00	-	480.00	480.00	-	520.00	360.00	-	400.00	400.00	-	440.00	320.00	-	360.00	240.00	-	280.00	560.00	-	600.00	440.00	-	480.00
Ampara	-		400.00	-	480.00	440.00	-	480.00	300.00	-	320.00	360.00	-	400.00	-		160.00	-	200.00	480.00	-	560.00	440.00	-	560.00	
Dehiattakandiya	-		480.00	-	560.00	480.00	-	600.00	320.00	-	400.00	300.00	-	400.00	260.00	-	320.00	120.00	-	200.00	480.00	-	600.00	400.00	-	480.00
Nuwaraeliya	-		380.00	-	400.00	450.00	-	460.00	280.00	-	320.00	350.00	-	360.00	260.00	-	280.00	160.00	-	180.00	480.00	-	500.00	440.00	-	460.00
Kandy	-		400.00	-	450.00	520.00	-	550.00	300.00	-	320.00	400.00	-	450.00	200.00	-	240.00	160.00	-	180.00	480.00	-	520.00	450.00	-	480.00
Puttalam	-		600.00	-	640.00	560.00	-	640.00	400.00	-	440.00	400.00	-	480.00	-		220.00	-	250.00	520.00	-	600.00	400.00	-	520.00	
Hambantota	-		400.00	-	480.00	440.00	-	480.00	320.00	-	400.00	400.00	-	480.00	300.00	-	320.00	120.00	-	180.00	480.00	-	520.00	350.00	-	400.00
Rathnapura	-		360.00	-	440.00	480.00	-	500.00	320.00	-	350.00	320.00	-	360.00	240.00	-	260.00	150.00	-	160.00	600.00	-	600.00	400.00	-	480.00
Matara	-		400.00	-	480.00	440.00	-	480.00	320.00	-	400.00	380.00	-	440.00	300.00	-	320.00	160.00	-	200.00	400.00	-	520.00	360.00	-	400.00
Galle	-		350.00	-	400.00	420.00	-	440.00	300.00	-	320.00	300.00	-	360.00	260.00	-	280.00	150.00	-	180.00	400.00	-	490.00	400.00	-	420.00
Tissamaharama	-		350.00	-	380.00	420.00	-	450.00	300.00	-	320.00	400.00	-	460.00	280.00	-	380.00	120.00	-	140.00	520.00	-	600.00	350.00	-	380.00
Meegoda (DEC)	-		360.00	-	400.00	420.00	-	600.00	240.00	-	400.00	320.00	-	400.00	220.00	-	320.00	140.00	-	240.00	480.00	-	600.00	450.00	-	520.00
Embilipitiya	-		400.00	-	480.00	520.00	-	600.00	280.00	-	320.00	400.00	-	440.00	240.00	-	320.00	140.00	-	200.00	580.00	-	620.00	350.00	-	480.00
Jaffna	-		300.00	-	340.00	450.00	-	480.00	300.00	-	340.00	250.00	-	280.00	-		100.00	-	120.00	300.00	-	340.00	350.00	-	370.00	
Vavuniya	-		550.00	-	600.00	640.00	-	700.00	400.00	-	460.00	450.00	-	500.00	-		200.00	-	240.00	600.00	-	650.00	400.00	-	460.00	
Mannar	-		-		-	-		-	-		-	-		-	-		-	-		-	-		-	-		-
Killinochchi	-		580.00	-	620.00	580.00	-	620.00	380.00	-	420.00	380.00	-	420.00	-		230.00	-	250.00	400.00	-	420.00	440.00	-	460.00	
Mullaittivu	-		-		-	-		-	-		-	-		-	-		-	-		-	-		-	-		-
Batticaloa	-		600.00	-	620.00	560.00	-	600.00	380.00	-	420.00	380.00	-	420.00	380.00	-	400.00	240.00	-	250.00	500.00	-	540.00	520.00	-	560.00
Trincomalee	-		-		-	-		-	-		-	-		-	-		-	-		-	-		-	-		-
Hanguranketha	-		350.00	-	400.00	350.00	-	400.00	270.00	-	300.00	310.00	-	350.00	220.00	-	250.00	100.00	-	140.00	400.00	-	450.00	350.00	-	380.00
Veyangoda	-		440.00	-	480.00	400.00	-	480.00	400.00	-	400.00	400.00	-	480.00	320.00	-	360.00	240.00	-	260.00	480.00	-	520.00	400.00	-	480.00
Galenbindunuwewa	-		440.00	-	480.00	480.00	-	600.00	440.00	-	480.00	320.00	-	400.00	240.00	-	320.00	120.00	-	140.00	480.00	-	600.00	460.00	-	480.00
Bandarawela	-		-		-	-		-	-		-	-		-	-		-	-		-	-		-	-		-
Matale	-		400.00	-	440.00	400.00	-	480.00	300.00	-	320.00	360.00	-	400.00	240.00	-	280.00	120.00	-	160.00	480.00	-	520.00	400.00	-	440.00

Table 07 (Contd.)

LOCATIONS	Low Country Varieties																			
	Ladies Fingers		Brinjal		Capsicum		Pumpkin		Cucumber		Bitter Gourd		Snake Gourd		Drumstick		Luffa		Long Beans	
Colombo	130.00 -	340.00	260.00 -	540.00	420.00 -	800.00	260.00 -	420.00	80.00 -	260.00	260.00 -	480.00	200.00 -	460.00	500.00 -	900.00	160.00 -	480.00	260.00 -	420.00
Gampaha	-		-		-		-		-		-		-		-		-		-	
Kurunegala	240.00 -	300.00	260.00 -	300.00	550.00 -	600.00	280.00 -	360.00	140.00 -	160.00	360.00 -	460.00	280.00 -	320.00	700.00 -	800.00	200.00 -	280.00	260.00 -	320.00
Nikaweratiya	180.00 -	240.00	240.00 -	320.00	480.00 -	600.00	300.00 -	360.00	160.00 -	160.00	400.00 -	480.00	200.00 -	320.00	400.00 -	400.00	180.00 -	240.00	240.00 -	320.00
Dambulla	260.00 -	300.00	240.00 -	280.00	700.00 -	800.00	280.00 -	320.00	140.00 -	160.00	360.00 -	400.00	300.00 -	340.00	-		200.00 -	240.00	260.00 -	300.00
Anuradhapura	200.00 -	280.00	240.00 -	320.00	700.00 -	800.00	320.00 -	360.00	140.00 -	160.00	300.00 -	480.00	200.00 -	320.00	-		200.00 -	320.00	240.00 -	320.00
Thambuthhegama	120.00 -	160.00	250.00 -	340.00	620.00 -	700.00	220.00 -	280.00	100.00 -	160.00	290.00 -	340.00	200.00 -	240.00	-		200.00 -	260.00	200.00 -	260.00
Polonnaruwa	300.00 -	360.00	240.00 -	260.00	700.00 -	760.00	300.00 -	340.00	160.00 -	220.00	400.00 -	480.00	240.00 -	300.00	-		250.00 -	300.00	260.00 -	300.00
Kaluthara	220.00 -	260.00	240.00 -	260.00	560.00 -	600.00	270.00 -	290.00	140.00 -	180.00	320.00 -	360.00	260.00 -	300.00	-		240.00 -	280.00	280.00 -	320.00
Badulla	240.00 -	240.00	240.00 -	320.00	600.00 -	600.00	320.00 -	320.00	160.00 -	200.00	320.00 -	400.00	320.00 -	320.00	600.00 -	600.00	240.00 -	300.00	200.00 -	200.00
Keppetipola	180.00 -	200.00	260.00 -	280.00	650.00 -	700.00	280.00 -	320.00	140.00 -	150.00	260.00 -	280.00	200.00 -	220.00	-		180.00 -	200.00	240.00 -	260.00
Moneragala	240.00 -	320.00	240.00 -	320.00	600.00 -	800.00	320.00 -	400.00	160.00 -	200.00	320.00 -	400.00	320.00 -	360.00	-		240.00 -	360.00	260.00 -	320.00
Kegalle	260.00 -	320.00	320.00 -	360.00	600.00 -	640.00	320.00 -	360.00	160.00 -	200.00	320.00 -	400.00	320.00 -	360.00	800.00 -	880.00	240.00 -	280.00	360.00 -	400.00
Ampara	-		280.00 -	320.00	600.00 -	720.00	320.00 -	400.00	180.00 -	260.00	440.00 -	480.00	320.00 -	400.00	-		320.00 -	360.00	280.00 -	320.00
Dehiattakandiya	240.00 -	280.00	240.00 -	300.00	480.00 -	600.00	300.00 -	360.00	120.00 -	160.00	320.00 -	400.00	240.00 -	320.00	-		240.00 -	320.00	240.00 -	320.00
Nuwaraeliya	200.00 -	220.00	320.00 -	340.00	660.00 -	680.00	320.00 -	340.00	180.00 -	200.00	300.00 -	320.00	240.00 -	260.00	-		220.00 -	240.00	250.00 -	260.00
Kandy	200.00 -	240.00	240.00 -	300.00	750.00 -	800.00	260.00 -	300.00	120.00 -	140.00	360.00 -	400.00	260.00 -	280.00	-		200.00 -	240.00	260.00 -	320.00
Puttalam	240.00 -	300.00	360.00 -	400.00	600.00 -	800.00	400.00 -	440.00	200.00 -	240.00	400.00 -	440.00	300.00 -	340.00	600.00 -	1000.00	300.00 -	360.00	320.00 -	400.00
Rathnapura	180.00 -	220.00	240.00 -	260.00	600.00 -	700.00	320.00 -	340.00	160.00 -	160.00	400.00 -	400.00	240.00 -	280.00	800.00 -	800.00	320.00 -	400.00	260.00 -	300.00
Hambantota	160.00 -	210.00	220.00 -	260.00	650.00 -	720.00	300.00 -	350.00	90.00 -	140.00	400.00 -	480.00	240.00 -	260.00	380.00 -	400.00	200.00 -	240.00	240.00 -	280.00
Matara	180.00 -	220.00	220.00 -	240.00	720.00 -	800.00	300.00 -	360.00	120.00 -	150.00	400.00 -	420.00	240.00 -	320.00	-		200.00 -	240.00	280.00 -	340.00
Galle	200.00 -	240.00	240.00 -	250.00	540.00 -	600.00	300.00 -	320.00	100.00 -	140.00	260.00 -	300.00	240.00 -	260.00	350.00 -	400.00	240.00 -	280.00	280.00 -	300.00
Tissamaharama	160.00 -	200.00	240.00 -	260.00	580.00 -	650.00	300.00 -	340.00	90.00 -	100.00	340.00 -	360.00	240.00 -	340.00	340.00 -	380.00	200.00 -	280.00	220.00 -	260.00
Meegoda (DEC)	240.00 -	320.00	250.00 -	400.00	650.00 -	800.00	240.00 -	400.00	140.00 -	160.00	360.00 -	480.00	240.00 -	320.00	-		200.00 -	400.00	240.00 -	320.00
Embilipitiya	200.00 -	240.00	240.00 -	280.00	600.00 -	700.00	280.00 -	400.00	90.00 -	120.00	320.00 -	520.00	240.00 -	280.00	-		200.00 -	280.00	320.00 -	400.00
Jaffna	250.00 -	280.00	160.00 -	180.00	400.00 -	430.00	200.00 -	220.00	120.00 -	140.00	350.00 -	380.00	120.00 -	150.00	1000.00 -	1050.00	-		300.00 -	350.00
Vavuniya	300.00 -	350.00	280.00 -	320.00	600.00 -	650.00	350.00 -	400.00	100.00 -	150.00	600.00 -	650.00	300.00 -	400.00	1300.00 -	1400.00	300.00 -	340.00	350.00 -	400.00
Mannar	-		-		-		-		-		-		-		-		-		-	
Killinochchi	380.00 -	400.00	300.00 -	330.00	400.00 -	440.00	340.00 -	360.00	230.00 -	250.00	400.00 -	440.00	300.00 -	330.00	-		-		480.00 -	520.00
Mullaittivu	-		-		-		-		-		-		-		-		-		-	
Batticaloa	380.00 -	400.00	360.00 -	400.00	600.00 -	650.00	360.00 -	400.00	240.00 -	250.00	440.00 -	480.00	380.00 -	400.00	900.00 -	1000.00	360.00 -	400.00	450.00 -	480.00
Trincomalee	-		-		-		-		-		-		-		-		-		-	
Hanguranketha	180.00	210.00	280.00	300.00	550.00	650.00	250.00	300.00	140.00	160.00	300.00	320.00	220.00	240.00	-		180.00	200.00	250.00	270.00
Veyangoda	320.00 -	340.00	280.00 -	320.00	600.00 -	800.00	320.00 -	360.00	140.00 -	160.00	400.00 -	480.00	320.00 -	320.00	600.00 -	600.00	320.00 -	340.00	320.00 -	400.00
Galenbindunuwewa	200.00 -	240.00	240.00 -	320.00	480.00 -	600.00	300.00 -	320.00	120.00 -	140.00	350.00 -	480.00	240.00 -	320.00	-		160.00 -	200.00	200.00 -	240.00
Bandarawela	-		-		-		-		-		-		-		-		-		-	
Matale	200.00 -	240.00	240.00 -	280.00	480.00 -	600.00	280.00 -	320.00	120.00 -	140.00	320.00 -	360.00	200.00 -	240.00	-		160.00 -	200.00	240.00 -	280.00

Table 07 (Contd.)

LOCATIONS	Low Country Varieties					Leafy Vegetable			Coconut (Rs/nut)	
	Ash Plantain	Green Chillies	Lime	Sweet Potato	Manioc	Mukunuwenna	Kankun	Gotukola	Large	Small
Colombo	260.00 - 480.00	420.00 - 800.00	250.00 - 420.00	160.00 - 360.00	160.00 - 260.00	50.00 - 90.00	50.00 - 90.00	80.00 - 100.00	110.00 - 120.00	90.00 - 110.00
Gampaha	-	-	-	-	-	-	-	-	-	-
Kurunegala	300.00 - 320.00	500.00 - 640.00	250.00 - 300.00	220.00 - 240.00	200.00 - 240.00	50.00 - 50.00	50.00 - 50.00	30.00 - 30.00	100.00 - 110.00	80.00 - 90.00
Nikaweratiya	240.00 - 320.00	500.00 - 600.00	240.00 - 400.00	200.00 - 240.00	150.00 - 160.00	50.00 - 50.00	50.00 - 50.00	60.00 - 60.00	80.00 - 90.00	65.00 - 75.00
Dambulla	360.00 - 380.00	400.00 - 450.00	300.00 - 400.00	240.00 - 280.00	200.00 - 240.00	50.00 - 60.00	50.00 - 60.00	50.00 - 60.00	110.00 - 120.00	80.00 - 85.00
Anuradhapura	320.00 - 400.00	550.00 - 600.00	200.00 - 400.00	200.00 - 300.00	200.00 - 240.00	50.00 - 60.00	50.00 - 60.00	50.00 - 60.00	100.00 - 120.00	70.00 - 90.00
Thambuththegama	280.00 - 340.00	480.00 - 600.00	240.00 - 280.00	220.00 - 280.00	140.00 - 180.00	40.00 - 50.00	40.00 - 50.00	-	85.00 - 100.00	-
Polonnaruwa	250.00 - 300.00	600.00 - 680.00	380.00 - 420.00	250.00 - 280.00	160.00 - 200.00	50.00 - 60.00	50.00 - 50.00	50.00 - 50.00	90.00 - 120.00	75.00 - 85.00
Kaluthara	280.00 - 300.00	460.00 - 500.00	290.00 - 320.00	240.00 - 280.00	200.00 - 240.00	60.00 - 80.00	60.00 - 80.00	90.00 - 100.00	110.00 - 120.00	90.00 - 100.00
Badulla	320.00 - 320.00	500.00 - 600.00	240.00 - 240.00	-	160.00 - 180.00	80.00 - 80.00	80.00 - 80.00	120.00 - 120.00	110.00 - 120.00	80.00 - 90.00
Keppetipola	320.00 - 340.00	400.00 - 500.00	250.00 - 260.00	220.00 - 230.00	170.00 - 180.00	60.00 - 65.00	60.00 - 65.00	50.00 - 55.00	115.00 - 118.00	100.00 - 105.00
Moneragala	280.00 - 320.00	550.00 - 600.00	300.00 - 360.00	240.00 - 300.00	100.00 - 120.00	50.00 - 60.00	50.00 - 60.00	60.00 - 70.00	110.00 - 120.00	80.00 - 90.00
Kegalle	320.00 - 360.00	400.00 - 500.00	260.00 - 320.00	300.00 - 360.00	180.00 - 200.00	70.00 - 80.00	70.00 - 80.00	40.00 - 50.00	110.00 - 120.00	90.00 - 100.00
Ampara	280.00 - 320.00	600.00 - 700.00	300.00 - 300.00	280.00 - 360.00	120.00 - 120.00	70.00 - 80.00	50.00 - 60.00	50.00 - 60.00	100.00 - 110.00	90.00 - 95.00
Dehiattakandiya	280.00 - 320.00	500.00 - 800.00	200.00 - 200.00	160.00 - 200.00	160.00 - 200.00	50.00 - 70.00	50.00 - 70.00	50.00 - 70.00	80.00 - 90.00	65.00 - 75.00
Nuwaraeliya	350.00 - 360.00	450.00 - 500.00	350.00 - 380.00	260.00 - 280.00	220.00 - 240.00	65.00 - 70.00	65.00 - 70.00	50.00 - 60.00	116.00 - 120.00	100.00 - 108.00
Kandy	360.00 - 400.00	600.00 - 700.00	300.00 - 320.00	240.00 - 260.00	160.00 - 200.00	60.00 - 70.00	60.00 - 70.00	50.00 - 60.00	100.00 - 120.00	75.00 - 85.00
Puttalam	300.00 - 360.00	500.00 - 600.00	280.00 - 320.00	280.00 - 320.00	200.00 - 240.00	70.00 - 70.00	60.00 - 70.00	40.00 - 40.00	90.00 - 100.00	78.00 - 85.00
Rathnapura	240.00 - 300.00	600.00 - 700.00	300.00 - 400.00	280.00 - 300.00	140.00 - 180.00	80.00 - 80.00	80.00 - 80.00	100.00 - 100.00	110.00 - 140.00	80.00 - 90.00
Hambanthota	240.00 - 280.00	400.00 - 480.00	240.00 - 300.00	200.00 - 240.00	160.00 - 200.00	60.00 - 70.00	60.00 - 70.00	80.00 - 90.00	110.00 - 130.00	70.00 - 90.00
Matara	240.00 - 260.00	400.00 - 480.00	200.00 - 250.00	200.00 - 220.00	180.00 - 200.00	55.00 - 60.00	55.00 - 60.00	100.00 - 120.00	120.00 - 135.00	90.00 - 100.00
Galle	280.00 - 300.00	400.00 - 500.00	250.00 - 300.00	200.00 - 280.00	200.00 - 240.00	60.00 - 70.00	60.00 - 60.00	80.00 - 100.00	100.00 - 140.00	90.00 - 100.00
Tissamaharama	250.00 - 280.00	400.00 - 480.00	280.00 - 320.00	240.00 - 260.00	180.00 - 200.00	50.00 - 60.00	50.00 - 60.00	70.00 - 80.00	100.00 - 120.00	70.00 - 90.00
Meegoda (DEC)	300.00 - 400.00	400.00 - 600.00	240.00 - 300.00	240.00 - 280.00	120.00 - 200.00	100.00 - 100.00	100.00 - 100.00	100.00 - 100.00	110.00 - 120.00	85.00 - 95.00
Embilipitiya	240.00 - 280.00	480.00 - 520.00	250.00 - 360.00	280.00 - 350.00	150.00 - 180.00	70.00 - 80.00	60.00 - 80.00	100.00 - 120.00	120.00 - 150.00	80.00 - 110.00
Jaffna	150.00 - 180.00	340.00 - 380.00	150.00 - 180.00	200.00 - 240.00	120.00 - 140.00	110.00 - 120.00	50.00 - 60.00	60.00 - 75.00	90.00 - 110.00	60.00 - 65.00
Vavuniya	280.00 - 340.00	400.00 - 460.00	100.00 - 150.00	200.00 - 250.00	200.00 - 240.00	60.00 - 70.00	60.00 - 70.00	120.00 - 140.00	85.00 - 100.00	60.00 - 70.00
Mannar	-	-	-	-	-	-	-	-	-	-
Killinochchi	280.00 - 320.00	600.00 - 640.00	380.00 - 420.00	230.00 - 250.00	200.00 - 220.00	60.00 - 65.00	50.00 - 55.00	45.00 - 50.00	90.00 - 100.00	50.00 - 60.00
Mullaittivu	-	-	-	-	-	-	-	-	-	-
Batticaloa	320.00 - 350.00	580.00 - 600.00	320.00 - 350.00	240.00 - 250.00	180.00 - 200.00	90.00 - 100.00	70.00 - 80.00	50.00 - 50.00	95.00 - 100.00	60.00 - 65.00
Trincomalee										
Hanguranketha	300.00 - 340.00	450.00 - 500.00	300.00 - 350.00	220.00 - 250.00	180.00 - 190.00	45.00 - 60.00	45.00 - 60.00	45.00 - 60.00	100.00 - 115.00	75.00 - 90.00
Veyangoda	360.00 - 400.00	600.00 - 600.00	320.00 - 400.00	240.00 - 280.00	200.00 - 200.00	60.00 - 70.00	60.00 - 70.00	30.00 - 30.00	120.00 - 120.00	80.00 - 100.00
Galenbindunuwewa	-	500.00 - 600.00	200.00 - 300.00	200.00 - 240.00	140.00 - 160.00	50.00 - 60.00	50.00 - 60.00	50.00 - 60.00	100.00 - 120.00	70.00 - 90.00
Bandarawela	-	-	-	-	-	-	-	-	-	-
Matale	320.00 - 340.00	400.00 - 500.00	280.00 - 320.00	200.00 - 240.00	180.00 - 200.00	60.00 - 70.00	70.00 - 80.00	70.00 - 80.00	100.00 - 110.00	75.00 - 85.00

Table 08: Selected Markets: Retail Price of Fruits (Rs/each & Rs/kg)

Week 11: 08 - 14 March 2024

LOCATIONS	Banana					Pineapple			Mango	
	Ambul (Rs/kg)	Kolikuttu (Rs/kg)	Seeni (Rs/kg)	Anamalu	Ambun	Large	Medium	Small	Betti	Karthakolomban
Colombo	150.00 - 260.00	350.00 - 480.00	150.00 - 260.00	30.00 - 38.00	40.00 - 45.00	650.00 - 750.00	500.00 - 700.00	400.00 - 650.00	-	-
Gampaha	-	-	-	-	-	-	-	-	-	-
Kurunegala	150.00 - 200.00	300.00 - 400.00	150.00 - 200.00	24.00 - 25.00	40.00 - 45.00	800.00 - 800.00	500.00 - 560.00	300.00 - 340.00	-	-
Nikaweratiya	180.00 - 220.00	400.00 - 450.00	180.00 - 220.00	-	43.00 - 50.00	920.00 - 1000.00	800.00 - 900.00	600.00 - 750.00	-	-
Dambulla	180.00 - 200.00	460.00 - 500.00	180.00 - 200.00	-	53.00 - 56.00	900.00 - 950.00	700.00 - 760.00	400.00 - 450.00	-	-
Anuradhapura	180.00 - 240.00	400.00 - 500.00	180.00 - 220.00	24.00 - 30.00	42.00 - 47.00	900.00 - 1050.00	750.00 - 820.00	600.00 - 670.00	-	-
Thambuththegama	180.00 - 220.00	360.00 - 400.00	170.00 - 200.00	35.00 - 38.00	48.00 - 50.00	900.00 - 1050.00	700.00 - 780.00	-	-	-
Polonnaruwa	240.00 - 260.00	400.00 - 480.00	140.00 - 160.00	-	30.00 - 35.00	900.00 - 980.00	700.00 - 750.00	600.00 - 650.00	-	-
Kaluthara	160.00 - 200.00	380.00 - 400.00	180.00 - 200.00	31.00 - 33.00	42.00 - 43.00	680.00 - 720.00	560.00 - 600.00	-	-	-
Badulla	180.00 - 200.00	400.00 - 450.00	150.00 - 180.00	20.00 - 22.00	30.00 - 30.00	-	500.00 - 600.00	-	-	-
Keppetipola	220.00 - 230.00	360.00 - 380.00	180.00 - 190.00	26.00 - 28.00	44.00 - 46.00	-	650.00 - 660.00	450.00 - 460.00	-	-
Moneragala	130.00 - 150.00	280.00 - 350.00	100.00 - 120.00	18.00 - 25.00	25.00 - 30.00	930.00 - 970.00	-	-	-	-
Kegalle	180.00 - 200.00	380.00 - 450.00	180.00 - 220.00	20.00 - 25.00	25.00 - 30.00	650.00 - 700.00	500.00 - 600.00	350.00 - 450.00	-	-
Ampara	160.00 - 180.00	320.00 - 350.00	100.00 - 120.00	24.00 - 25.00	30.00 - 31.00	-	-	640.00 - 650.00	-	-
Dehiattakandiya	180.00 - 220.00	450.00 - 500.00	160.00 - 180.00	-	40.00 - 50.00	700.00 - 780.00	600.00 - 650.00	390.00 - 480.00	-	-
Nuwaraeliya	230.00 - 250.00	360.00 - 380.00	220.00 - 230.00	27.00 - 30.00	48.00 - 50.00	-	660.00 - 680.00	460.00 - 480.00	-	-
Kandy	200.00 - 220.00	380.00 - 400.00	170.00 - 200.00	24.00 - 26.00	38.00 - 45.00	850.00 - 900.00	600.00 - 650.00	350.00 - 450.00	-	-
Puttalam	170.00 - 220.00	350.00 - 400.00	160.00 - 200.00	22.00 - 28.00	-	800.00 - 900.00	-	300.00 - 340.00	-	-
Rathnapura	190.00 - 200.00	350.00 - 380.00	180.00 - 200.00	30.00 - 37.00	41.00 - 50.00	650.00 - 750.00	500.00 - 600.00	350.00 - 400.00	-	-
Hambantota	150.00 - 180.00	300.00 - 350.00	150.00 - 180.00	25.00 - 28.00	30.00 - 33.00	950.00 - 980.00	750.00 - 800.00	450.00 - 520.00	-	-
Matara	160.00 - 180.00	350.00 - 360.00	150.00 - 160.00	23.00 - 25.00	32.00 - 35.00	900.00 - 950.00	675.00 - 800.00	380.00 - 450.00	-	-
Galle	160.00 - 200.00	360.00 - 400.00	160.00 - 200.00	36.00 - 38.00	38.00 - 40.00	-	650.00 - 700.00	580.00 - 600.00	-	-
Tissamaharama	140.00 - 160.00	300.00 - 350.00	150.00 - 160.00	28.00 - 32.00	30.00 - 36.00	650.00 - 700.00	550.00 - 620.00	450.00 - 520.00	-	-
Meegoda (DEC)	170.00 - 180.00	320.00 - 350.00	170.00 - 200.00	-	45.00 - 54.00	920.00 - 935.00	700.00 - 715.00	540.00 - 550.00	-	-
Embilipitiya	80.00 - 140.00	250.00 - 300.00	120.00 - 140.00	25.00 - 30.00	30.00 - 40.00	800.00 - 900.00	600.00 - 750.00	400.00 - 550.00	-	-
Jaffna	90.00 - 120.00	240.00 - 260.00	90.00 - 110.00	-	-	800.00 - 900.00	600.00 - 700.00	450.00 - 550.00	-	-
Vavuniya	140.00 - 160.00	350.00 - 400.00	140.00 - 160.00	-	-	700.00 - 750.00	600.00 - 650.00	400.00 - 500.00	-	-
Mannar	-	-	-	-	-	-	-	-	-	-
Killinochchi	120.00 - 140.00	340.00 - 360.00	120.00 - 140.00	30.00 - 32.00	-	800.00 - 840.00	650.00 - 670.00	540.00 - 560.00	-	-
Mullaittivu	-	-	-	-	-	-	-	-	-	-
Batticaloa	180.00 - 210.00	400.00 - 440.00	130.00 - 150.00	20.00 - 25.00	-	700.00 - 750.00	640.00 - 650.00	480.00 - 500.00	-	-
Trincomalee	-	-	-	-	-	-	-	-	-	-
Veyangoda	200.00 - 260.00	400.00 - 450.00	200.00 - 250.00	20.00 - 25.00	33.00 - 44.00	950.00 - 980.00	700.00 - 800.00	600.00 - 600.00	-	-
Galenbindunuwewa	150.00 - 200.00	400.00 - 450.00	150.00 - 200.00	30.00 - 35.00	40.00 - 50.00	900.00 - 1000.00	780.00 - 850.00	680.00 - 730.00	-	-
Bandarawela	-	-	-	-	-	-	-	-	-	-
Matale	160.00 - 180.00	380.00 - 450.00	160.00 - 180.00	34.00 - 36.00	42.00 - 45.00	850.00 - 900.00	680.00 - 750.00	480.00 - 580.00	-	-

Table 08 (Contd.)

LOCATIONS	Mango		Other Fruits							
	Vilad	Kohu	Papaw (Rs/kg)	Passion	Wood Apple	Orange	Avocado	Slime Apple	Grapes (Rs/kg)	King Coconut
Colombo	-	-	250.00 - 400.00	120.00 - 200.00	100.00 - 200.00	50.00 - 120.00	100.00 - 200.00	40.00 - 100.00	1600.00 - 2800.00	170.00 - 220.00
Gampaha	-	-	-	-	-	-	-	-	-	-
Kurunegala	-	-	240.00 - 250.00	-	150.00 - 150.00	50.00 - 60.00	80.00 - 100.00	60.00 - 100.00	2500.00 - 2500.00	140.00 - 150.00
Nikaweratiya	-	-	180.00 - 200.00	-	-	50.00 - 70.00	120.00 - 130.00	60.00 - 80.00	2300.00 - 2500.00	100.00 - 120.00
Dambulla	-	-	240.00 - 280.00	-	70.00 - 80.00	50.00 - 80.00	150.00 - 180.00	60.00 - 80.00	2500.00 - 2600.00	140.00 - 150.00
Anuradhapura	-	-	200.00 - 280.00	-	-	50.00 - 100.00	130.00 - 150.00	60.00 - 80.00	2500.00 - 3000.00	150.00 - 200.00
Thambuththegama	-	-	250.00 - 300.00	-	-	-	80.00 - 110.00	60.00 - 80.00	2000.00 - 2200.00	100.00 - 120.00
Polonnaruwa	-	-	200.00 - 280.00	-	-	-	100.00 - 160.00	50.00 - 60.00	2500.00 - 3000.00	140.00 - 160.00
Kaluthara	-	-	260.00 - 280.00	-	120.00 - 130.00	60.00 - 80.00	-	80.00 - 100.00	2300.00 - 2400.00	120.00 - 140.00
Badulla	-	-	250.00 - 280.00	-	80.00 - 90.00	-	-	70.00 - 80.00	2500.00 - 3000.00	150.00 - 160.00
Keppetipola	-	-	200.00 - 240.00	-	100.00 - 120.00	90.00 - 100.00	100.00 - 110.00	-	2600.00 - 2660.00	150.00 - 160.00
Moneragala	-	-	180.00 - 240.00	-	60.00 - 70.00	60.00 - 80.00	-	60.00 - 80.00	2500.00 - 2800.00	140.00 - 150.00
Kegalle	-	-	280.00 - 320.00	-	70.00 - 75.00	100.00 - 100.00	-	40.00 - 60.00	2500.00 - 2600.00	130.00 - 150.00
Ampara	-	-	220.00 - 240.00	-	-	50.00 - 50.00	-	-	-	120.00 - 140.00
Dehiattakandiya	-	-	220.00 - 250.00	-	-	50.00 - 100.00	-	50.00 - 50.00	2800.00 - 3000.00	100.00 - 130.00
Nuwaraeliya	-	-	230.00 - 240.00	130.00 - 140.00	120.00 - 130.00	-	90.00 - 130.00	120.00 - 140.00	2600.00 - 2650.00	150.00 - 170.00
Kandy	-	-	280.00 - 300.00	90.00 - 100.00	60.00 - 70.00	50.00 - 60.00	100.00 - 130.00	50.00 - 60.00	2000.00 - 2500.00	140.00 - 150.00
Puttalam	-	-	200.00 - 250.00	-	-	60.00 - 65.00	-	-	2800.00 - 3000.00	120.00 - 150.00
Hambantota	-	-	220.00 - 240.00	-	70.00 - 80.00	60.00 - 100.00	-	60.00 - 80.00	2200.00 - 2500.00	120.00 - 140.00
Rathnapura	-	-	230.00 - 250.00	-	80.00 - 110.00	60.00 - 80.00	-	80.00 - 120.00	2500.00 - 2800.00	100.00 - 150.00
Matara	-	-	230.00 - 240.00	85.00 - 100.00	75.00 - 85.00	60.00 - 80.00	120.00 - 140.00	40.00 - 55.00	2000.00 - 2200.00	130.00 - 150.00
Galle	-	-	200.00 - 320.00	110.00 - 130.00	65.00 - 75.00	100.00 - 120.00	120.00 - 160.00	100.00 - 120.00	2500.00 - 2500.00	120.00 - 150.00
Tissamaharama	-	-	200.00 - 250.00	62.00 - 70.00	-	80.00 - 100.00	-	40.00 - 45.00	2300.00 - 2500.00	120.00 - 130.00
Meegoda (DEC)	-	-	250.00 - 260.00	-	-	-	-	40.00 - 50.00	2000.00 - 2400.00	130.00 - 150.00
Embilipitiya	-	-	230.00 - 250.00	-	80.00 - 100.00	60.00 - 70.00	120.00 - 140.00	-	2200.00 - 2500.00	130.00 - 150.00
Jaffna	-	-	200.00 - 220.00	140.00 - 160.00	80.00 - 100.00	50.00 - 60.00	100.00 - 130.00	-	2800.00 - 3000.00	150.00 - 160.00
Vavuniya	-	-	180.00 - 200.00	80.00 - 90.00	70.00 - 90.00	-	-	-	2200.00 - 2400.00	150.00 - 180.00
Mannar	-	-	-	-	-	-	-	-	-	-
Killinochchi	-	-	200.00 - 230.00	-	80.00 - 100.00	-	-	-	2400.00 - 2500.00	150.00 - 160.00
Mullaittivu	-	-	-	-	-	-	-	-	-	-
Batticaloa	-	-	230.00 - 240.00	-	160.00 - 170.00	-	110.00 - 120.00	-	2100.00 - 2200.00	140.00 - 150.00
Trincomalee	-	-	-	-	-	-	-	-	-	-
Veyangoda	-	-	280.00 - 350.00	-	100.00 - 150.00	60.00 - 70.00	-	70.00 - 80.00	2500.00 - 3000.00	150.00 - 150.00
Galenbindunuwewa	-	-	200.00 - 230.00	-	-	-	130.00 - 160.00	-	2500.00 - 2800.00	150.00 - 200.00
Bandarawela	-	-	-	-	-	-	-	-	-	-
Matale	-	-	250.00 - 260.00	-	80.00 - 100.00	50.00 - 60.00	160.00 - 180.00	50.00 - 60.00	2400.00 - 2600.00	130.00 - 150.00

Table 09: Selected Markets: Wholesale Price of Fresh Fish & Eggs (Rs/kg & Rs/egg)

Week 11: 08 - 14 March 2024

Locations	Sea Fish					
	Salaya	Hurulla	Balaya	Kelawalla	Thora	Paraw
Colombo	200.00 – 300.00	350.00 – 450.00	500.00 – 600.00	1000.00 – 1200.00	1700.00 – 2200.00	1200.00 – 1350.00
Kandy	380.00 – 400.00	700.00 – 730.00	650.00 – 750.00	1100.00 – 1200.00	2000.00 – 2100.00	1100.00 – 1200.00
Kaluthara	250.00 – 300.00	600.00 – 650.00	450.00 – 520.00	950.00 – 1000.00	-	1000.00 – 1100.00
Puttalam	250.00 – 300.00	500.00 – 620.00	500.00 – 650.00	1000.00 – 1100.00	2200.00 – 2350.00	1000.00 – 1150.00
Matara	250.00 – 330.00	600.00 – 650.00	700.00 – 750.00	1200.00 – 1300.00	-	-
Hambantota	300.00 – 350.00	-	850.00 – 900.00	1000.00 – 1200.00	-	-
Galle	-	-	580.00 – 600.00	900.00 – 1100.00	1600.00 – 1800.00	950.00 – 1100.00
Batticaloa	200.00 – 250.00	350.00 – 400.00	400.00 – 500.00	1200.00 – 1300.00	1600.00 – 1700.00	1100.00 – 1200.00
Trincomalee	-	-	-	-	-	-
Mannar	-	-	-	-	-	-

Locations	Sea Fish				Eggs	
	Mora	Shrimps	Thalapath	Teppeli	Brown	White
Colombo	650.00 – 800.00	1500.00 – 1650.00	1600.00 – 2000.00	-	50.00 – 52.00	48.00 – 49.00
Kandy	1100.00 – 1200.00	1600.00 – 1700.00	1800.00 – 1900.00	-	53.00 – 55.00	50.00 – 52.00
Kaluthara	-	-	1300.00 – 1500.00	-	-	-
Puttalam	1400.00 – 1650.00	1000.00 – 1350.00	2200.00 – 2400.00	-	49.00 – 51.00	48.00 – 50.00
Matara	-	1950.00 – 2000.00	1200.00 – 1350.00	-	51.00 – 52.00	47.00 – 48.00
Hambantota	-	-	-	-	-	48.00 – 49.00
Galle	-	-	-	-	-	45.00 – 47.00
Batticaloa	1200.00 – 1300.00	1000.00 – 1100.00	1200.00 – 1300.00	-	50.00 – 50.00	49.00 – 50.00
Trincomalee	-	-	-	-	-	-
Mannar	-	-	-	-	-	-

Table 10: Selected Markets: Wholesale Price of Dried Fish (Rs/50kg)

Week 11: 08 - 14 March 2024

Locations	Local Dried Fish					
	Sprats	Kattawa	Thora	Mora	Balaya	Anguluwa
Colombo	55000 – 65000	-	-	80000 – 87000	40000 – 45000	-
Kandy	75000 – 77500	-	-	90000 – 92500	45000 – 50000	42500 – 45000
Batticaloa	42500 – 45000	90000 – 95000	100000 – 105000	95000 – 100000	40000 – 45000	37500 – 40000
Trincomalee	-	-	-	-	-	-
Mannar	-	-	-	-	-	-

Locations	Local Dried Fish			Imported Dried Fish		
	Maduwa	Koduwa	Salaya	Sprats	Kattawa	Thora
Colombo	62500 – 67500	-	20000 – 25000	39000 – 49000	60000 – 67500	-
Kandy	67500 – 70000	-	25000 – 28000	42500 – 46000	72500 – 75000	-
Batticaloa	42000 – 45000	-	32500 – 37500	45000 – 50000	-	-
Trincomalee	-	-	-	-	-	-
Mannar	-	-	-	-	-	-

Locations	Imported Dried Fish					
	Mora	Balaya	Anguluwa	Maduwa	Koduwa	Salaya
Colombo	-	-	70000 – 75000	-	-	-
Kandy	-	-	-	-	-	-
Batticaloa	-	-	-	-	-	-
Trincomalee	-	-	-	-	-	-
Mannar	-	-	-	-	-	-

Table 11: Selected Markets: Retail Price of Fresh Fish & Eggs (Rs/kg & Rs/eggs)

Week 11: 08 - 14 March 2024

LOCATIONS	Sea Fish										Eggs									
	Salaya		Hurulla		Balaya		Kelawalla		Thora		Paraw		Mora		Thalapath		Brown		White	
Colombo	280.00 -	600.00	420.00 -	1000.00	620.00 -	1000.00	1150.00 -	2200.00	2000.00 -	3200.00	1380.00 -	2200.00	-	-	1750.00 -	3000.00	53.00 -	54.00	49.50 -	51.00
Gampaha	-	-	-	-	-	-	-	-	-	-	-	-	-	-	-	-	-	-	-	-
Kurunegala	500.00 -	580.00	900.00 -	980.00	1200.00 -	1400.00	1800.00 -	2000.00	-	-	1500.00 -	1600.00	-	-	2400.00 -	2400.00	-	-	47.00 -	50.00
Nikaweratiya	500.00 -	500.00	1000.00 -	1000.00	900.00 -	1000.00	1800.00 -	1800.00	-	-	1400.00 -	1800.00	-	-	2400.00 -	2400.00	55.00 -	55.00	50.00 -	55.00
Dambulla	400.00 -	440.00	700.00 -	800.00	800.00 -	880.00	1800.00 -	1900.00	-	-	1200.00 -	1400.00	1500.00 -	1600.00	2200.00 -	2200.00	53.00 -	55.00	51.00 -	53.00
Anuradhapura	400.00 -	500.00	800.00 -	900.00	900.00 -	1000.00	1600.00 -	2000.00	-	-	1300.00 -	1400.00	-	-	2300.00 -	2400.00	-	-	50.00 -	52.00
Thambuththegama	500.00 -	550.00	900.00 -	1000.00	800.00 -	1000.00	2000.00 -	2200.00	2800.00 -	2800.00	1200.00 -	1400.00	-	-	2800.00 -	3000.00	-	-	50.00 -	53.00
Polonnaruwa	600.00 -	650.00	1000.00 -	1000.00	1100.00 -	1200.00	1800.00 -	2100.00	2200.00 -	2400.00	1500.00 -	1600.00	1600.00 -	1700.00	2000.00 -	2200.00	-	-	52.00 -	58.00
Kaluthara	400.00 -	440.00	780.00 -	820.00	660.00 -	700.00	1400.00 -	1500.00	-	-	1300.00 -	1500.00	-	-	1940.00 -	2000.00	-	-	48.00 -	49.00
Badulla	360.00 -	360.00	800.00 -	900.00	1200.00 -	1200.00	1400.00 -	1400.00	2000.00 -	2200.00	1600.00 -	1600.00	1400.00 -	1600.00	2400.00 -	2400.00	50.00 -	53.00	50.00 -	52.00
Keppetipola	420.00 -	450.00	800.00 -	840.00	950.00 -	1000.00	1500.00 -	1600.00	-	-	1400.00 -	1500.00	1400.00 -	1450.00	1700.00 -	1800.00	62.00 -	63.00	60.00 -	62.00
Moneragala	400.00 -	450.00	800.00 -	850.00	900.00 -	950.00	1700.00 -	1800.00	2000.00 -	2200.00	1200.00 -	1300.00	1800.00 -	2000.00	2500.00 -	2800.00	-	-	48.00 -	50.00
Kegalle	500.00 -	600.00	1000.00 -	1100.00	1200.00 -	1450.00	1800.00 -	2100.00	-	-	1700.00 -	1800.00	1700.00 -	1800.00	2600.00 -	2700.00	58.00 -	63.00	53.00 -	55.00
Ampara	350.00 -	350.00	700.00 -	700.00	1400.00 -	1400.00	2000.00 -	2000.00	-	-	-	-	-	-	2400.00 -	2400.00	60.00 -	60.00	48.00 -	62.00
Dehiattakandiya	500.00 -	500.00	700.00 -	900.00	1300.00 -	1300.00	1800.00 -	1800.00	2000.00 -	2000.00	-	-	-	-	2000.00 -	2000.00	47.00 -	53.00	47.00 -	50.00
Nuwareliya	480.00 -	500.00	880.00 -	900.00	980.00 -	1000.00	1600.00 -	1700.00	-	-	-	-	1500.00 -	1600.00	1800.00 -	2000.00	62.00 -	63.00	61.00 -	62.00
Kandy	440.00 -	460.00	780.00 -	800.00	900.00 -	1000.00	1760.00 -	1850.00	2400.00 -	2500.00	1400.00 -	1500.00	1500.00 -	1560.00	2000.00 -	2100.00	56.00 -	57.00	53.00 -	55.00
Puttalam	300.00 -	400.00	600.00 -	800.00	650.00 -	750.00	1200.00 -	1350.00	2400.00 -	2500.00	1200.00 -	1300.00	1600.00 -	1800.00	2400.00 -	2600.00	52.00 -	54.00	50.00 -	52.00
Hambantota	400.00 -	500.00	650.00 -	800.00	1200.00 -	1300.00	2000.00 -	2100.00	-	-	-	-	-	-	-	-	-	-	50.00 -	53.00
Rathnapura	500.00 -	500.00	800.00 -	800.00	1000.00 -	1000.00	2000.00 -	2000.00	3000.00 -	3000.00	2200.00 -	2200.00	1600.00 -	1600.00	2400.00 -	2400.00	49.00 -	50.00	46.00 -	50.00
Matara	450.00 -	550.00	800.00 -	850.00	1200.00 -	1300.00	2000.00 -	2100.00	-	-	-	-	-	-	2000.00 -	2200.00	52.00 -	54.00	48.00 -	51.00
Galle	400.00 -	450.00	750.00 -	850.00	1000.00 -	1100.00	2200.00 -	2400.00	2400.00 -	2600.00	1500.00 -	1600.00	1600.00 -	1800.00	2600.00 -	2600.00	48.00 -	50.00	46.00 -	50.00
Tissamaharama	350.00 -	450.00	600.00 -	700.00	1200.00 -	1300.00	1900.00 -	2100.00	-	-	-	-	-	-	-	-	-	-	50.00 -	52.00
Meegoda	460.00 -	600.00	760.00 -	1100.00	800.00 -	800.00	2000.00 -	2000.00	-	-	-	-	-	-	2600.00 -	2800.00	51.00 -	52.00	47.00 -	50.00
Embilipitiya	500.00 -	600.00	700.00 -	800.00	1200.00 -	1300.00	2000.00 -	2200.00	2200.00 -	2250.00	1700.00 -	1800.00	1250.00 -	1400.00	2200.00 -	2250.00	56.00 -	58.00	47.00 -	55.00
Jaffna	400.00 -	450.00	800.00 -	850.00	800.00 -	850.00	-	-	2500.00 -	2600.00	1800.00 -	1900.00	-	-	-	-	49.00 -	50.00	50.00 -	52.00
Vavuniya	400.00 -	500.00	1000.00 -	1150.00	1000.00 -	1100.00	2000.00 -	2400.00	2000.00 -	2400.00	1400.00 -	1600.00	2000.00 -	2400.00	2200.00 -	2400.00	50.00 -	52.00	49.00 -	50.00
Mannar	-	-	-	-	-	-	-	-	-	-	-	-	-	-	-	-	-	-	-	-
Killinochchi	400.00 -	450.00	600.00 -	660.00	1000.00 -	1100.00	-	-	-	-	1500.00 -	1600.00	-	-	-	-	52.00 -	53.00	50.00 -	51.00
Mullaittivu	-	-	-	-	-	-	-	-	-	-	-	-	-	-	-	-	-	-	-	-
Batticaloa	400.00 -	450.00	600.00 -	700.00	1000.00 -	1200.00	2000.00 -	2100.00	2400.00 -	2500.00	1900.00 -	2000.00	2000.00 -	2100.00	2000.00 -	2200.00	52.00 -	52.00	51.00 -	52.00
Trincomalee	-	-	-	-	-	-	-	-	-	-	-	-	-	-	-	-	-	-	-	-
Veyangoda	500.00 -	500.00	800.00 -	800.00	1000.00 -	1000.00	2000.00 -	2000.00	-	-	-	-	-	-	2400.00 -	2400.00	50.00 -	50.00	50.00 -	56.00
Galenbindunuwewa	400.00 -	400.00	900.00 -	900.00	1000.00 -	1400.00	2000.00 -	2000.00	3000.00 -	3000.00	2200.00 -	2200.00	1600.00 -	1600.00	2200.00 -	2200.00	-	-	50.00 -	55.00
Bandarawela	-	-	-	-	-	-	-	-	-	-	-	-	-	-	-	-	-	-	-	-
Matale	550.00 -	600.00	760.00 -	850.00	1000.00 -	1100.00	1800.00 -	2000.00	2200.00 -	2300.00	1400.00 -	1500.00	1500.00 -	1600.00	2000.00 -	2100.00	54.00 -	55.00	53.00 -	54.00

Table 12: Selected Markets: Retail Price of Dried Fish (Rs/kg)

Week 11: 08 - 14 March 2024

LOCATIONS	Dried Fish													
	Sprats-Imported		Kattawa		Thora		Mora		Balaya		Anguluwa		Salaya	
Colombo	1100.00	- 1400.00	1800.00	- 2400.00	-	-	2000.00	- 2400.00	1400.00	- 2000.00	2000.00	- 2400.00	800.00	- 1000.00
Gampaha	-	-	-	-	-	-	-	-	-	-	-	-	-	-
Kurunegala	1100.00	- 1200.00	1800.00	- 2000.00	3000.00	- 3100.00	2200.00	- 2200.00	1200.00	- 1200.00	1600.00	- 1600.00	800.00	- 1000.00
Nikaweratiya	1120.00	- 1400.00	1800.00	- 2000.00	-	-	2000.00	- 2200.00	1200.00	- 1400.00	1600.00	- 2200.00	1000.00	- 1200.00
Dambulla	1000.00	- 1100.00	2200.00	- 2300.00	-	-	2200.00	- 2300.00	1200.00	- 1300.00	1800.00	- 2000.00	-	-
Anuradhapura	1000.00	- 1200.00	2000.00	- 2400.00	-	-	2000.00	- 2400.00	1200.00	- 1600.00	2200.00	- 2400.00	800.00	- 1000.00
Thambuththegama	1100.00	- 1300.00	2000.00	- 2400.00	-	-	-	-	1000.00	- 1100.00	1650.00	- 1650.00	900.00	- 1000.00
Polonnaruwa	1100.00	- 1250.00	1800.00	- 1800.00	-	-	2100.00	- 2200.00	1100.00	- 1200.00	1200.00	- 1500.00	-	-
Kaluthara	1100.00	- 1200.00	2000.00	- 2200.00	-	-	2000.00	- 2200.00	1400.00	- 1600.00	2000.00	- 2200.00	1000.00	- 1100.00
Badulla	1000.00	- 1200.00	2000.00	- 2200.00	-	-	2000.00	- 2200.00	1200.00	- 1400.00	-	-	-	-
Keppetipola	1250.00	- 1280.00	2250.00	- 2260.00	-	-	2350.00	- 2360.00	1350.00	- 1360.00	2160.00	- 2180.00	960.00	- 980.00
Moneragala	1000.00	- 1400.00	2000.00	- 2100.00	-	-	2000.00	- 2200.00	1200.00	- 1400.00	2000.00	- 2200.00	-	-
Kegalle	1150.00	- 1250.00	2000.00	- 2200.00	-	-	2000.00	- 2100.00	1200.00	- 1300.00	-	-	-	-
Ampara	1000.00	- 1200.00	2300.00	- 2400.00	-	-	2200.00	- 2300.00	1500.00	- 1600.00	-	-	-	-
Dehiattakandiya	1000.00	- 1200.00	2000.00	- 2200.00	-	-	2200.00	- 2300.00	1500.00	- 1600.00	1200.00	- 1300.00	-	-
Nuwaraeliya	1260.00	- 1340.00	2360.00	- 2400.00	-	-	2260.00	- 2300.00	1450.00	- 1480.00	2180.00	- 2200.00	980.00	- 1000.00
Kandy	1100.00	- 1300.00	2000.00	- 2400.00	-	-	2300.00	- 2400.00	1500.00	- 1600.00	2000.00	- 2200.00	1000.00	- 1100.00
Puttalam	1000.00	- 1150.00	2000.00	- 2350.00	2600.00	- 2800.00	1900.00	- 2000.00	1200.00	- 1350.00	1200.00	- 2000.00	700.00	- 800.00
Hambantota	1200.00	- 1250.00	1900.00	- 2100.00	-	-	-	-	1100.00	- 1300.00	2000.00	- 2100.00	-	-
Rathnapura	1040.00	- 1320.00	2200.00	- 2400.00	-	-	2120.00	- 2200.00	1200.00	- 1400.00	2000.00	- 2100.00	850.00	- 900.00
Matara	1120.00	- 1200.00	1900.00	- 2000.00	-	-	1900.00	- 2000.00	1200.00	- 1500.00	1800.00	- 2000.00	-	-
Galle	1000.00	- 1300.00	1800.00	- 2200.00	-	-	2200.00	- 2600.00	1200.00	- 1400.00	1600.00	- 2000.00	-	-
Tissamaharama	1000.00	- 1300.00	1500.00	- 2000.00	-	-	1900.00	- 2000.00	1000.00	- 1500.00	1800.00	- 2100.00	1100.00	- 1200.00
Meegoda	1000.00	- 1120.00	1800.00	- 2000.00	-	-	1900.00	- 2000.00	1200.00	- 1400.00	1600.00	- 2000.00	1000.00	- 1200.00
Embilipitiya	1100.00	- 1300.00	2000.00	- 2300.00	-	-	2200.00	- 2400.00	1500.00	- 1700.00	2100.00	- 2400.00	800.00	- 1000.00
Jaffna	1000.00	- 1200.00	1800.00	- 2000.00	3100.00	- 3250.00	2150.00	- 2300.00	1280.00	- 1350.00	1200.00	- 1300.00	-	-
Vavuniya	-	-	1800.00	- 1900.00	-	-	2000.00	- 2150.00	1000.00	- 1150.00	1000.00	- 1150.00	-	-
Mannar	-	-	-	-	-	-	-	-	-	-	-	-	-	-
Killinochchi	1100.00	- 1200.00	2450.00	- 2500.00	-	-	-	-	1400.00	- 1500.00	1000.00	- 1100.00	800.00	- 1000.00
Mullaittivu	-	-	-	-	-	-	-	-	-	-	-	-	-	-
Batticaloa	1000.00	- 1100.00	2000.00	- 2100.00	-	-	2100.00	- 2200.00	1000.00	- 1100.00	950.00	- 1000.00	850.00	- 900.00
Trincomalee	-	-	-	-	-	-	-	-	-	-	-	-	-	-
Veyangoda	1000.00	- 1200.00	1800.00	- 2000.00	-	-	2000.00	- 2000.00	1200.00	- 1400.00	1800.00	- 2000.00	800.00	- 1000.00
Galenbindunuwewa	1000.00	- 1200.00	2000.00	- 2200.00	-	-	2000.00	- 2400.00	1200.00	- 1600.00	1400.00	- 2200.00	900.00	- 1200.00
Bandarawela	-	-	-	-	-	-	-	-	-	-	-	-	-	-
Matale	1200.00	- 1300.00	2300.00	- 2400.00	-	-	2200.00	- 2300.00	1200.00	- 1300.00	2000.00	- 2100.00	800.00	- 850.00

Table 13: Selected Markets: Retail Price of Meat (Rs/kg)

Week 11: 08 - 14 March 2024

LOCATIONS	Meat		Meat (Chicken)		Meat					
	Beef		Broiler	Curry	Mutton	Pork				
Colombo	2200.00	- 2400.00	1220.00	- 1320.00	1180.00	- 1400.00	3200.00	- 3500.00	1250.00	- 1300.00
Gampaha	-		-		-		-		-	
Kurunegala	2000.00	- 2100.00	1150.00	- 1250.00	1100.00	- 1100.00	3000.00	- 3200.00	1300.00	- 1350.00
Nikaweratiya	2200.00	- 2200.00	1180.00	- 1250.00	-		-		-	
Dambulla	-		1250.00	- 1300.00	-		-		1400.00	- 1400.00
Anuradhapura	2200.00	- 2200.00	1100.00	- 1250.00	1300.00	- 1300.00	3400.00	- 3500.00	1300.00	- 1400.00
Thambuththegama	2000.00	- 2300.00	1140.00	- 1200.00	1000.00	- 1200.00	-		1450.00	- 1500.00
Polonnaruwa	1800.00	- 1800.00	1100.00	- 1150.00	1200.00	- 1250.00	3000.00	- 3000.00	1800.00	- 1800.00
Kaluthara	2200.00	- 2400.00	1260.00	- 1300.00	-		-		1250.00	- 1300.00
Badulla	2100.00	- 2100.00	1350.00	- 1380.00	1600.00	- 1600.00	2900.00	- 2900.00	-	
Keppetipola	2100.00	- 2200.00	1150.00	- 1200.00	1350.00	- 1360.00	3000.00	- 3100.00	-	
Moneragala	-		1250.00	- 1400.00	1650.00	- 1750.00	2800.00	- 3000.00	1450.00	- 1550.00
Kegalle	2200.00	- 2200.00	1180.00	- 1330.00	-		3000.00	- 3000.00	1500.00	- 1700.00
Ampara	2200.00	- 2200.00	1000.00	- 1000.00	1200.00	- 1200.00	-		1400.00	- 1700.00
Dehiattakandiya	-		1050.00	- 1280.00	-		-		1290.00	- 1500.00
Nuwaraeliya	2200.00	- 2300.00	1180.00	- 1250.00	-		3200.00	- 3300.00	1400.00	- 1450.00
Kandy	2200.00	- 2200.00	1160.00	- 1180.00	1320.00	- 1350.00	3100.00	- 3200.00	1450.00	- 1500.00
Puttalam	2000.00	- 2200.00	1180.00	- 1300.00	-		3200.00	- 3200.00	-	
Hambantota	-		1250.00	- 1300.00	-		-		-	
Rathnapura	2200.00	- 2200.00	1180.00	- 1300.00	1250.00	- 1400.00	3200.00	- 3200.00	1200.00	- 1200.00
Matara	-		1240.00	- 1270.00	-		-		-	
Galle	2400.00	- 2400.00	1200.00	- 1250.00	-		3200.00	- 3200.00	-	
Tissamaharama	-		1250.00	- 1350.00	-		2800.00	- 2800.00	1500.00	- 1700.00
Meegoda	-		1180.00	- 1230.00	1350.00	- 1450.00	-		1250.00	- 1250.00
Embilipitiya	2150.00	- 2200.00	1000.00	- 1200.00	1200.00	- 1300.00	2900.00	- 3000.00	1400.00	- 1600.00
Jaffna	2000.00	- 2100.00	1150.00	- 1200.00	1450.00	- 1550.00	3450.00	- 3600.00	-	
Vavuniya	2000.00	- 2200.00	1300.00	- 1400.00	1400.00	- 1500.00	2900.00	- 2950.00	-	
Mannar	-		-		-		-		-	
Killinochchi	1950.00	- 2000.00	1350.00	- 1400.00	1550.00	- 1600.00	3200.00	- 3400.00	-	
Mullaittivu	-		-		-		-		-	
Batticaloa	1900.00	- 2000.00	1200.00	- 1250.00	1500.00	- 1600.00	3250.00	- 3300.00	-	
Trincomalee	-		-		-		-		-	
Veyangoda	2200.00	- 2200.00	1200.00	- 1200.00	1000.00	- 1000.00	3200.00	- 3200.00	1300.00	- 1300.00
Galenbindunuwewa	1900.00	- 2000.00	1150.00	- 1190.00	-		-		1400.00	- 1500.00
Bandarawela	-		-		-		-		-	
Matale	2000.00	- 2200.00	1200.00	- 1250.00	1300.00	- 1400.00	2900.00	- 3000.00	1400.00	- 1600.00

Table 14: Colombo: Wholesale Prices (Rs/kg or Rs/piece)

Week 11: 08 - 14 March 2024

COMMODITY	Range	Average Price			Change Compared to		COMMODITY	Range	Average Price			Change Compared to						
		This Week	Last Week	Last Year	Last Week (%)	Last Year (%)			This Week	Last Week	Last Year	Last Week (%)	Last Year (%)					
Rice							Coconut											
Local							Large						95.00 - 100.00	98.13	96.67	95.80	1.51	2.43
Samba 1	235.00 - 240.00	237.50	237.00	218.33	0.21	8.78	Small						80.00 - 85.00	82.50	80.83	84.80	2.06	-2.71
Samba 2	228.00 - 230.00	229.43	229.29	213.30	0.06	7.56	Fruits (Rs/fruit)											
Keeri Samba	315.00 - 325.00	320.00	320.00	246.00	0.00	30.08	Plantain											
Nadu 1	200.00 - 208.00	204.89	204.56	187.00	0.16	9.57	Ambul (Rs/kg)						100.00 - 150.00	124.17	114.67	173.08	8.28	-28.26
Nadu 2	193.00 - 195.00	194.43	194.13	183.50	0.16	5.96	Kolikuttu (Rs/kg)						220.00 - 320.00	271.67	224.00	375.38	21.28	-27.63
Raw (Red)	165.00 - 180.00	173.00	172.22	166.00	0.45	4.22	Seeni (Rs/kg)						100.00 - 150.00	124.17	112.31	142.31	10.56	-12.75
Raw (White)	185.00 - 200.00	192.50	192.22	176.50	0.14	9.07	Anamalu						25.00 - 30.00	27.92	27.50	29.33	1.52	-4.83
Imported							Ambun						30.00 - 36.00	32.83	31.58	33.17	3.96	-1.01
Samba	250.00 - 255.00	252.86	253.33	208.10	-0.19	21.51	Papaw(Rs/kg)						200.00 - 260.00	240.83	198.46	254.17	21.35	-5.25
Nadu				172.10			Passion Fruit						100.00 - 125.00	111.50	89.50	57.22	24.58	94.85
Raw (Red)							Pineapple Large						600.00 - 640.00	630.00	622.86	713.33	1.15	-11.68
Raw (White)				174.44			Pineapple Medium						480.00 - 530.00	503.75	482.86	615.00	4.33	-18.09
Dried Chillies							Pineapple Small						380.00 - 430.00	403.75	382.86	505.00	5.46	-20.05
Imported	800.00 - 900.00	850.00	850.00	1017.00	0.00	-16.42	Mango											
Onion							Betti									59.29		
Sinnan				230.00			Karthakolomban									145.00		
Vedalan	280.00 - 300.00	290.00	224.29	280.00	29.30	3.57	Vilad											
Imported	330.00 - 370.00	350.00	223.57	272.00	56.55	28.68	Kohu											
Big Onion							Other											
Imported	530.00 - 600.00	558.33	338.57	92.70	64.91	502.30	Wood Apple						90.00 - 120.00	102.00	91.00	52.25	12.09	95.22
Local							Orange						30.00 - 40.00	35.00	39.00	54.42	-10.26	-35.68
Potato							Avocado						230.00 - 260.00	247.50	284.00	107.86	-12.85	129.47
Welimada	300.00 - 320.00	310.00	305.00	185.00	1.64	67.57	Slime Apple						20.00 - 28.00	23.64	20.55	26.64	15.04	-11.26
N'Eliya	320.00 - 350.00	335.00	322.50	215.00	3.88	55.81	Grapes (Imp., Rs/kg)						1400.00 - 1800.00	1616.67	1591.67	1300.00	1.57	24.36
Imported	180.00 - 230.00	205.00	158.13	120.50	29.64	70.12	King Coconut						150.00 - 175.00	161.88	151.11	121.11	7.12	33.66
Pulses							Sea Fish											
Green Gram	1100.00 - 1200.00	1150.00	1135.71	1426.67	1.26	-19.39	Salaya						200.00 - 300.00	260.00	266.36	482.00	-2.39	-46.06
Cowpea (White)	750.00 - 800.00	776.67	796.00	830.56	-2.43	-6.49	Hurulla						350.00 - 450.00	410.00	608.00	801.00	-32.57	-48.81
Cowpea (Red)	700.00 - 800.00	750.00	763.33	835.56	-1.75	-10.24	Balaya						500.00 - 600.00	556.25	581.00	756.00	-4.26	-26.42
Red Dhal	285.00 - 295.00	288.33	288.33	320.20	0.00	-9.95	Kelawalla						1000.00 - 1200.00	1135.00	1183.00	1224.00	-4.06	-7.27
Vegetable							Thora						1700.00 - 2200.00	1937.50	2095.00	1980.00	-7.52	-2.15
Beans (Butter)							Paraw						1200.00 - 1350.00	1261.25	1180.00	1205.00	6.89	4.67
Beans (Green)	250.00 - 350.00	303.00	403.00	256.67	-24.81	18.05	Mora						650.00 - 800.00	722.50	846.00	1038.75	-14.60	-30.45
Carrot	400.00 - 450.00	424.00	268.00	90.00	58.21	371.11	Shrimps						1500.00 - 1650.00	1585.00	1770.00	1506.00	-10.45	5.25
Leeks	200.00 - 220.00	210.00	204.00	154.00	2.94	36.36	Thalapath						1600.00 - 2000.00	1800.00	1750.00	1420.00	2.86	26.76
Beetroot	200.00 - 250.00	230.00	250.00	153.33	-8.00	50.00	Eggs											
Knolkhol	150.00 - 180.00	164.00	169.00	119.00	-2.96	37.82	Brown						50.00 - 52.00	50.75	56.25	46.00	-9.78	10.33
Raddish	50.00 - 80.00	67.00	87.00	52.73	-22.99	27.07	White						48.00 - 49.00	48.75	54.00	44.00	-9.72	10.80
Cabbage	400.00 - 450.00	424.00	296.00	52.00	43.24	715.38	Dried Fish											
Tomato	330.00 - 380.00	354.00	375.00	190.00	-5.60	86.32	Sprats						1100.00 - 1300.00	1198.75	1233.00	1049.00	-2.78	14.28
Ladies Fingers	80.00 - 100.00	91.00	116.00	179.00	-21.55	-49.16	Sprats (Imported)						780.00 - 980.00	877.78	881.67	839.17	-0.44	4.60
Brinjal	200.00 - 250.00	226.00	135.00	143.00	67.41	58.04	Kattawa											
Capsicum	300.00 - 500.00	405.00	420.00	338.00	-3.57	19.82	Kattawa (Imported)						1200.00 - 1350.00	1262.50	1274.00	1640.00	-0.90	-23.02
Pumpkin	200.00 - 230.00	214.00	242.00	54.44	-11.57	293.06	Thora											
Cucumber	50.00 - 80.00	66.00	90.00	56.00	-26.67	17.86	Thora (Imported)											
Bitter Gourd	200.00 - 250.00	227.00	246.00	275.00	-7.72	-17.45	Mora						1600.00 - 1740.00	1653.33	1668.00	1696.00	-0.88	-2.52
Snake Gourd	180.00 - 200.00	192.00	178.00	130.00	7.87	47.69	Mora (Imported)											
Drumstick							Balaya						800.00 - 900.00	853.75	864.00	850.00	-1.19	0.44
Luffa	100.00 - 130.00	119.00	172.00	201.00	-30.81	-40.80	Balaya (Imported)											
Long Beans	150.00 - 230.00	179.17	182.00	127.00	-1.56	41.08	Anguluwa											
Ash Plantain	200.00 - 250.00	224.00	247.00	205.00	-9.31	9.27	Anguluwa (Imported)						1400.00 - 1500.00	1450.00	1415.00	1660.00	2.47	-12.65
Green Chillies	350.00 - 400.00	376.00	305.00	325.00	23.28	15.69	Maduwa						1250.00 - 1350.00	1296.25	1294.00	1240.00	0.17	4.54
Lime	150.00 - 180.00	170.00	124.00	125.00	37.10	36.00	Maduwa (Imported)											
Root Crops							Koduwa											
Sweet Potato	120.00 - 130.00	125.00	133.00	90.00	-6.02	38.89	Koduwa (Imported)											
Manioc	120.00 - 150.00	135.00	100.00	151.00	35.00	-10.60	Salaya						400.00 - 500.00	465.00	531.67	801.00	-12.54	-41.95
Leafy Vegetable							Salaya (Imported)											
Mukunuwenna	40.00 - 45.00	42.50	42.50	44.50	0.00	-4.49												
Kankun	40.00 - 45.00	42.50	42.50	44.50	0.00	-4.49												
Gotukola (Rs/kg)	280.00 - 300.00	290.00	290.00	224.00	0.00	29.46												

This Week: Week 11: 08 - 14 March 2024

Last Week: Week 10: 01 - 07 March 2024

Table 15: Colombo &Suburbs: Retail Prices (Rs/kg or Rs/piece)

Week 11: 08 - 14 March 2024

COMMODITY	Range	Average Price			Change Compared to		COMMODITY	Range	Average Price			Change Compared to	
		This Week	Last Week	Last Year	Last Week (%)	Last Year (%)			This Week	Last Week	Last Year	Last Week (%)	Last Year (%)
<u>Rice</u>													
Local													
Samba 1	230.00 - 270.00	251.79	251.83	236.06	-0.05	6.66	Large	110.00 - 120.00	118.52	116.92	117.38	1.60	0.97
Samba 2	-	-	-	225.76	-	-	Small	90.00 - 110.00	100.00	99.20	96.36	0.80	3.77
Keeri Samba	350.00 - 380.00	373.64	373.33	265.15	0.30	40.92	<u>Fruits (Rs/fruit)</u>						
Nadu 1	220.00 - 230.00	224.09	224.35	219.00	-0.26	2.32	Plantain						
Nadu 2	-	-	-	205.52	-	-	Ambul (Rs/kg)	150.00 - 260.00	206.07	204.78	238.92	1.29	-13.75
Raw (Red)	190.00 - 210.00	201.67	202.00	190.15	-0.33	6.06	Kolikuttu (Rs/kg)	350.00 - 480.00	399.23	396.00	467.84	3.23	-14.66
Raw (White)	210.00 - 220.00	215.00	215.22	194.69	-0.22	10.43	Seeni (Rs/kg)	150.00 - 260.00	208.15	201.20	218.68	6.95	-4.82
Imported													
Samba	280.00 - 290.00	283.64	287.27	225.78	-3.64	25.62	Anamalu	30.00 - 38.00	32.52	31.52	31.13	1.00	4.47
Nadu	-	-	-	195.00	-	-	Ambun	40.00 - 45.00	42.21	40.26	39.24	1.95	7.57
Raw (Red)	-	-	-	-	-	-	Papaw(Rs/kg)	250.00 - 400.00	315.60	299.23	370.00	16.37	-14.70
Raw (White)	-	-	-	191.21	-	-	Passion Fruit	120.00 - 200.00	151.25	123.89	75.63	27.36	100.00
<u>Dried Chillies</u>													
Imported	900.00 - 1200.00	1128.57	1138.89	1422.86	-10.32	-20.68	Pineapple Large	650.00 - 750.00	702.38	701.05	720.59	1.33	-2.53
<u>Onion</u>													
Sinnan	-	-	-	351.05	-	-	Pineapple Medium	500.00 - 700.00	598.42	578.75	628.79	19.67	-4.83
Vedalan	-	-	-	484.83	-	-	Pineapple Small	400.00 - 650.00	522.35	451.54	518.80	70.81	0.68
Imported	350.00 - 520.00	419.52	350.43	390.67	69.09	7.39	Mango						
<u>Big Onion</u>													
Imported	550.00 - 700.00	632.73	417.39	123.14	215.34	413.82	Betti	-	-	-	283.68	-	-
Local	-	-	-	-	-	-	Karthakolomban	-	-	-	-	-	-
<u>Potato</u>													
Welimada	-	-	-	290.71	-	-	Vilad	-	-	-	-	-	-
N'Eliya	400.00 - 420.00	404.35	400.00	366.67	4.35	10.28	Kohu	-	-	-	-	-	-
Imported	190.00 - 280.00	208.50	192.63	157.19	15.87	32.64	<u>Other</u>						
<u>Pulses</u>													
Green Gram	1200.00 - 1300.00	1252.27	1255.00	1538.89	-2.73	-18.62	Wood Apple	100.00 - 200.00	145.83	130.91	111.61	14.92	30.66
Cowpea (White)	1000.00 - 1300.00	1190.00	1226.09	1256.52	-36.09	-5.29	Orange	50.00 - 120.00	70.00	72.27	97.50	-2.27	-28.21
Cowpea (Red)	900.00 - 1300.00	1190.00	1243.48	1196.15	-53.48	-0.51	Avocado	100.00 - 200.00	151.43	-	156.79	-	-3.42
Red Dhal	320.00 - 360.00	336.36	337.08	356.56	-0.72	-5.66	Slime Apple	40.00 - 100.00	77.37	70.41	77.50	6.96	-0.17
<u>Vegetable</u>													
Beans (Butter)	-	-	-	-	-	-	Grapes (Imp., Rs/kg)	1600.00 - 2800.00	2250.00	2157.89	2523.53	92.11	-10.84
Beans(Green)	350.00 - 560.00	452.86	560.38	337.50	-107.53	34.18	King Coconut	170.00 - 220.00	189.55	171.18	148.64	18.37	27.52
Carrot	440.00 - 660.00	531.92	495.60	214.14	36.32	148.40	<u>Sea Fish</u>						
Leeks	240.00 - 430.00	334.44	391.20	265.86	-56.76	25.80	Salaya	280.00 - 600.00	480.95	413.57	641.67	67.38	-25.05
Beetroot	300.00 - 480.00	400.00	435.00	259.31	-35.00	54.26	Hurulla	420.00 - 1000.00	773.16	911.05	1070.83	-137.89	-27.80
Knolkhol	200.00 - 480.00	347.20	362.59	248.21	-15.39	39.88	Balaya	620.00 - 1000.00	787.14	1115.56	1283.33	-328.41	-38.66
Raddish	100.00 - 340.00	220.00	236.15	170.71	-16.15	28.87	Kelawalla	1150.00 - 2200.00	1793.33	2087.14	2021.74	-293.81	-11.30
Cabbage	480.00 - 660.00	571.85	512.31	151.72	59.54	276.90	Thora	2000.00 - 3200.00	2668.42	3086.36	2832.94	-417.94	-5.81
Tomato	400.00 - 600.00	513.60	580.74	300.71	-67.14	70.79	Paraw	1380.00 - 2200.00	1929.47	2058.95	2072.50	-129.47	-6.90
Ladies Fingers	130.00 - 340.00	263.70	256.15	287.41	7.55	-8.25	Mora	-	-	-	1608.00	-	-
Brijnal	260.00 - 540.00	362.50	292.40	261.48	70.10	38.63	Shrimps	1800.00 - 2200.00	1971.05	2115.79	1775.20	-144.74	11.03
Capsicum	420.00 - 800.00	661.07	663.46	516.00	-2.39	28.11	Thalpath	1750.00 - 3000.00	2563.16	2746.67	2342.96	-183.51	9.40
Pumpkin	260.00 - 420.00	357.14	371.15	156.55	-14.01	128.13	<u>Eggs</u>						
Cucumber	80.00 - 260.00	190.37	216.15	156.67	-25.78	21.51	Brown	53.00 - 54.00	53.19	58.31	-	-5.12	
Bitter Gourd	260.00 - 480.00	378.93	433.08	416.79	-54.15	-9.08	White	49.50 - 51.00	50.16	56.67	49.00	-6.51	2.36
Snake Gourd	200.00 - 460.00	365.20	363.33	265.00	1.87	37.81	<u>Dried Fish</u>						
Drumstick	500.00 - 900.00	769.50	864.00	-	-94.50	-	Sprats	1800.00 - 2200.00	1960.00	2139.13	1690.48	-179.13	15.94
Luffa	160.00 - 480.00	340.37	385.22	326.79	-44.85	4.16	Sprats (Imported)	1100.00 - 1400.00	1266.67	1283.33	1256.00	-16.67	0.85
Long Beans	260.00 - 420.00	354.07	340.38	248.89	13.69	42.26	Kattawa	1800.00 - 2400.00	2250.00	2243.48	2465.22	6.52	-8.73
Ash Plantain	260.00 - 480.00	359.20	360.00	287.31	-0.80	25.02	Thora	-	-	-	-	-	-
Green Chillies	420.00 - 800.00	606.67	635.56	490.00	-28.89	23.81	Mora	2000.00 - 2400.00	2288.89	2365.22	2363.64	-76.33	-3.16
Lime	250.00 - 420.00	356.30	338.57	319.66	17.72	11.46	Balaya	1400.00 - 2000.00	1650.00	1721.74	1390.91	-71.74	18.63
<u>Root Crops</u>													
Sweet Potato	160.00 - 360.00	280.00	278.46	204.07	1.54	37.21	Anguluwa	2000.00 - 2400.00	2288.89	2325.00	2355.56	-36.11	-2.83
Manioc	160.00 - 260.00	214.81	209.26	221.43	5.56	-2.99	Maduwa	-	-	-	-	-	-
<u>Leafy Vegetable</u>													
Mukunuwenna	50.00 - 90.00	74.23	71.85	75.50	2.38	-1.68	Koduwa	-	-	-	-	-	-
Kankun	50.00 - 90.00	74.23	71.85	75.50	2.38	-1.68	Salaya	800.00 - 1000.00	840.00	987.50	1168.42	-147.50	-28.11
Gotukola	80.00 - 100.00	97.78	91.48	116.50	6.30	-16.07	<u>Meat</u>						
Beef (without Bones)													
Chicken (Broiler)													
Chicken (Curry)													
Mutton													
Pork													

This Week: Week 11: 08 - 14 March 2024

Last Week: Week 10: 01 - 07 March 2024

Table 16: Farmgate/Producer Prices of Food Commodities in Selected Producing Areas (Rs/kg)

Week 11: 08 - 14 March 2024

COMMODITY	Range	Average Price	COMMODITY	Range	Average Price	COMMODITY	Range	Average Price
<u>Paddy</u>			<u>Vegetable (Up Country)</u>			<u>Snake Gourd</u>		
Short Grain			Beans			Dambulla	95.00 - 110.00	102.00
A'pura	107.00 - 120.00	112.20	Dambulla	250.00 - 280.00	266.00	Hambantota	130.00 - 160.00	144.00
P'narawa	106.00 - 125.00	115.42	Welimada	220.00 - 240.00	228.00	Embilipitiya	130.00 - 150.00	142.00
Kalawewa	107.00 - 120.00	113.75	Badulla	-	-	Matara	-	-
Kurunegala	105.00 - 124.00	115.80	Carrot			A'pura	100.00 - 120.00	108.00
Dehiattakandiya	120.00 - 126.00	123.00	N'Eliya	320.00 - 330.00	325.00	Luffa		
Nikaweratiya	108.00 - 122.00	115.63	Welimada	250.00 - 260.00	256.00	Dambulla	90.00 - 120.00	104.00
Ampara	115.00 - 125.00	118.75	Hanguranketha	240.00 - 260.00	249.00	Hambantota	130.00 - 160.00	145.00
Long Grain (White)			Leeks			Embilipitiya	120.00 - 140.00	128.00
A'pura	100.00 - 110.00	104.00	N'Eliya	150.00 - 160.00	155.00	Matara	-	-
P'narawa	93.00 - 111.00	102.17	Welimada	140.00 - 150.00	144.00	A'pura	100.00 - 120.00	108.00
Kalawewa	95.00 - 110.00	102.50	Beetroot			Green Chillies		
Kurunegala	90.00 - 110.00	101.80	N'Eliya	200.00 - 220.00	212.00	Dambulla	240.00 - 280.00	262.00
Dehiattakandiya	107.00 - 109.00	108.00	Dambulla	190.00 - 210.00	200.00	Hambantota	-	-
Embilipitiya	-	-	Kurunegala	-	-	Embilipitiya	340.00 - 360.00	348.00
Nikaweratiya	100.00 - 113.00	108.13	Welimada	140.00 - 160.00	152.00	Puttalam	200.00 - 300.00	225.00
Hambantota	-	-	Hanguranketha	160.00 - 180.00	169.00	A'pura	300.00 - 350.00	320.00
Ampara	105.00 - 110.00	106.67	Knol Khol			Pumpkin		
Long Grain (Red)			N'Eliya	130.00 - 140.00	136.00	Dambulla	172.50 - 200.00	187.00
Matara	85.00 - 90.00	88.75	Welimada	120.00 - 130.00	126.00	Hambantota	160.00 - 200.00	176.00
Hambantota	90.00 - 92.00	91.00	Hanguranketha	100.00 - 120.00	108.75	Embilipitiya	180.00 - 300.00	232.00
Embilipitiya	90.00 - 92.00	90.60	Raddish			Matara	170.00 - 190.00	180.00
Keeri Samba			N'Eliya	30.00 - 40.00	36.00	A'pura	200.00 - 220.00	208.00
A'pura	130.00 - 145.00	136.00	Welimada	15.00 - 20.00	18.60	Moneragala	150.00 - 160.00	154.00
P'narawa	128.00 - 153.00	139.83	Hambantota	-	-	Cucumber		
Kalawewa	130.00 - 145.00	136.67	Hanguranketha	18.00 - 25.00	20.60	A'pura	45.00 - 50.00	47.00
Kurunegala	120.00 - 145.00	134.00	Cabbage			Dambulla	35.00 - 45.00	40.00
Dehiattakandiya	150.00 - 156.00	153.67	N'Eliya	360.00 - 380.00	370.00	Hambantota	30.00 - 50.00	40.00
Red Onion			Welimada	240.00 - 260.00	252.00	Matara	45.00 - 55.00	50.00
Puttalam	180.00 - 240.00	208.00	Badulla	-	-	Long Beans		
Jaffna	270.00 - 320.00	292.00	Hanguranketha	240.00 - 260.00	249.00	Dambulla	130.00 - 172.50	147.50
Big Onion			Tomato			Hambantota	150.00 - 170.00	162.50
Dambulla	-	-	Welimada	240.00 - 260.00	248.00	Embilipitiya	240.00 - 260.00	248.00
Kalawewa	-	-	Hambantota	-	-	Matara	140.00 - 150.00	145.00
A'pura	-	-	Dambulla	240.00 - 270.00	256.00	A'pura	130.00 - 150.00	138.00
Potato			Hanguranketha	220.00 - 260.00	243.00	Ash Plantain		
N'Eliya	310.00 - 330.00	319.00	Vegetable (Low Country)			Hambantota	-	-
Badulla	-	-	Ladies Fingers			Embilipitiya	120.00 - 140.00	132.00
Welimada	280.00 - 300.00	292.00	A'pura	100.00 - 120.00	112.00	Matara	130.00 - 145.00	137.50
Pulses			Dambulla	95.00 - 115.00	106.00	Lime		
Green Gram			Hambantota	80.00 - 100.00	88.00	Hambantota	-	-
Hambantota	-	-	Embilipitiya	100.00 - 130.00	116.00	Embilipitiya	170.00 - 200.00	184.00
Moneragala	950.00 - 1000.00	970.00	Matara	80.00 - 110.00	95.00	Moneragala	180.00 - 200.00	188.00
Embilipitiya	1020.00 - 1050.00	1036.67	Brinjal			Fruits (Rs/kg)		
Nikaweratiya	800.00 - 900.00	837.50	A'pura	140.00 - 160.00	148.00	Banana		
A'pura	950.00 - 1000.00	975.00	Dambulla	167.50 - 190.00	179.00	Ambul		
Cowpea			Hambantota	-	-	Moneragala	80.00 - 90.00	84.00
Hambantota	-	-	Embilipitiya	120.00 - 150.00	136.00	Embilipitiya	50.00 - 80.00	65.00
Nikaweratiya	600.00 - 650.00	612.50	Matara	100.00 - 110.00	102.50	Hambantota	60.00 - 80.00	70.00
Moneragala	500.00 - 550.00	520.00	Welimada	140.00 - 150.00	146.00	Kolikuttu		
Embilipitiya	550.00 - 560.00	555.00	Capsicum			Moneragala	200.00 - 220.00	208.00
Maize			Badulla	400.00 - 550.00	466.67	Embilipitiya	170.00 - 210.00	190.00
A'pura	125.00 - 130.00	127.50	Welimada	440.00 - 460.00	450.00	Hambantota	-	-
Kalawewa	120.00 - 130.00	123.75	Bitter Gourd			Papaw		
Gingelly			A'pura	220.00 - 240.00	228.00	Moneragala	120.00 - 140.00	128.00
A'pura	650.00 - 700.00	675.00	Dambulla	190.00 - 210.00	200.00	Embilipitiya	140.00 - 160.00	152.00
Kalawewa	-	-	Hambantota	-	-	Hambantota	100.00 - 120.00	110.00
Black Gram			Embilipitiya	230.00 - 300.00	268.00	Pineapple		
A'pura	600.00 - 650.00	625.00	Matara	280.00 - 320.00	297.50	Divulapitiya	-	-
Kalawewa	-	-						

Annex 01 - Colombo Markets: Retail Prices of Rice and Subsidiary Food Crops (Rs/kg)

Week 11: 08 - 14 March 2024

28

CROP	PELIYAGODA	MAHARAGAMA	KIRULAPONE	NUGEGODA	NARAHENPITA	DEMATAGODA	THOTALANGA	KADAWATHA	KIRIBATHGODA
<u>Rice</u>									
Local									
Samba 1	250.00 - 270.00	230.00 - 270.00	260.00 - 260.00	230.00 - 260.00	260.00 - 260.00	230.00 - 240.00	240.00 - 260.00	230.00 - 270.00	230.00 - 260.00
Samba 2	-	-	-	-	-	-	-	-	-
Keeri Samba	350.00 - 380.00	380.00 - 380.00	360.00 - 380.00	380.00 - 380.00	380.00 - 380.00	360.00 - 360.00	350.00 - 360.00	380.00 - 380.00	380.00 - 380.00
Nadu 1	220.00 - 230.00	220.00 - 230.00	220.00 - 230.00	220.00 - 220.00	220.00 - 230.00	220.00 - 230.00	220.00 - 220.00	220.00 - 230.00	220.00 - 230.00
Nadu 2	-	-	-	-	-	-	-	-	-
Raw (Red)	200.00 - 200.00	200.00 - 200.00	190.00 - 200.00	190.00 - 200.00	190.00 - 200.00	200.00 - 210.00	200.00 - 210.00	200.00 - 210.00	210.00 - 210.00
Raw (White)	210.00 - 220.00	220.00 - 220.00	210.00 - 220.00	210.00 - 210.00	210.00 - 220.00	220.00 - 220.00	220.00 - 220.00	210.00 - 220.00	210.00 - 220.00
Imported									
Samba	280.00 - 290.00	280.00 - 290.00	280.00 - 290.00	280.00 - 290.00	280.00 - 280.00	280.00 - 280.00	280.00 - 280.00	280.00 - 290.00	280.00 - 280.00
Nadu	-	-	-	-	-	-	-	-	-
Raw (Red)	-	-	-	-	-	-	-	-	-
Raw (White)	-	-	-	-	-	-	-	-	-
<u>Dried Chillies</u>									
Imported	900.00 - 1000.00	1200.00 - 1200.00	1200.00 - 1200.00	1200.00 - 1200.00	1200.00 - 1200.00	1100.00 - 1100.00	1000.00 - 1100.00	1000.00 - 1100.00	1100.00 - 1100.00
<u>Red Onion</u>									
Sinnan	-	-	-	-	-	-	-	-	-
Vedalan	-	-	-	-	-	-	-	-	-
Imported	400.00 - 450.00	400.00 - 520.00	480.00 - 520.00	400.00 - 520.00	400.00 - 400.00	360.00 - 360.00	350.00 - 400.00	350.00 - 350.00	350.00 - 360.00
<u>Big Onion</u>									
Imported	550.00 - 650.00	660.00 - 700.00	650.00 - 700.00	650.00 - 700.00	660.00 - 700.00	600.00 - 600.00	550.00 - 600.00	600.00 - 640.00	550.00 - 600.00
Local	-	-	-	-	-	-	-	-	-
<u>Potato</u>									
Welimada	-	-	-	-	-	-	-	-	-
N'Eliya	400.00 - 400.00	400.00 - 420.00	400.00 - 400.00	400.00 - 420.00	400.00 - 400.00	400.00 - 420.00	400.00 - 400.00	400.00 - 400.00	400.00 - 420.00
Imported	190.00 - 200.00	200.00 - 200.00	190.00 - 200.00	200.00 - 200.00	190.00 - 200.00	200.00 - 200.00	-	250.00 - 280.00	190.00 - 200.00
<u>Pulses</u>									
Green Gram	1200.00 - 1250.00	1200.00 - 1300.00	1200.00 - 1300.00	1200.00 - 1300.00	1200.00 - 1300.00	1200.00 - 1200.00	1200.00 - 1300.00	1200.00 - 1200.00	1200.00 - 1300.00
Cowpea (White)	1200.00 - 1200.00	1200.00 - 1200.00	1200.00 - 1300.00	1200.00 - 1200.00	1200.00 - 1200.00	1200.00 - 1200.00	1000.00 - 1200.00	1100.00 - 1200.00	1200.00 - 1200.00
Cowpea (Red)	900.00 - 1000.00	1200.00 - 1300.00	1200.00 - 1300.00	1200.00 - 1200.00	1300.00 - 1300.00	1200.00 - 1200.00	-	1200.00 - 1200.00	1200.00 - 1200.00
Red Dhal	320.00 - 330.00	360.00 - 360.00	320.00 - 340.00	340.00 - 340.00	340.00 - 360.00	360.00 - 360.00	320.00 - 340.00	320.00 - 350.00	340.00 - 350.00

Annex 02 - Colombo Markets: Retail Prices of Vegetables (Rs/kg) and Coconut (Rs/nut)

Week 11: 08 - 14 March 2024

29

CROP	PELIYAGODA	MAHARAGAMA	KIRULAPONE	NUGEGODA	NARAHENPITA	DEMATAGODA	THOTALANGA	KADAWATHA	KIRIBATHGODA
<u>Vegetable</u>									
Beans	350.00 - 380.00	480.00 - 560.00	460.00 - 480.00	540.00 - 560.00	460.00 - 480.00	400.00 - 420.00	350.00 - 400.00	460.00 - 480.00	400.00 - 460.00
Carrot	500.00 - 560.00	600.00 - 660.00	480.00 - 660.00	540.00 - 600.00	450.00 - 500.00	480.00 - 500.00	450.00 - 480.00	440.00 - 460.00	560.00 - 600.00
Leeks	240.00 - 260.00	360.00 - 400.00	400.00 - 420.00	400.00 - 430.00	300.00 - 350.00	320.00 - 340.00	250.00 - 260.00	320.00 - 340.00	320.00 - 340.00
Beetroot	300.00 - 340.00	460.00 - 480.00	380.00 - 400.00	440.00 - 480.00	380.00 - 420.00	460.00 - 480.00	300.00 - 340.00	320.00 - 480.00	400.00 - 420.00
Knolkhol	200.00 - 300.00	380.00 - 480.00	320.00 - 400.00	480.00 - 480.00	300.00 - 320.00	-	300.00 - 320.00	320.00 - 360.00	400.00 - 440.00
Raddish	100.00 - 110.00	260.00 - 320.00	260.00 - 320.00	320.00 - 340.00	200.00 - 260.00	300.00 - 320.00	150.00 - 160.00	120.00 - 200.00	160.00 - 180.00
Cabbage	500.00 - 560.00	640.00 - 660.00	540.00 - 660.00	540.00 - 640.00	500.00 - 660.00	560.00 - 600.00	500.00 - 560.00	480.00 - 560.00	560.00 - 600.00
Tomato	400.00 - 460.00	560.00 - 600.00	560.00 - 600.00	560.00 - 600.00	480.00 - 520.00	400.00 - 460.00	400.00 - 420.00	600.00 - 600.00	460.00 - 600.00
Ladies Fingers	130.00 - 160.00	300.00 - 340.00	240.00 - 280.00	320.00 - 340.00	200.00 - 260.00	240.00 - 260.00	260.00 - 300.00	280.00 - 340.00	260.00 - 270.00
Brinjal	260.00 - 340.00	450.00 - 540.00	320.00 - 400.00	420.00 - 460.00	350.00 - 360.00	320.00 - 340.00	280.00 - 300.00	320.00 - 360.00	400.00 - 420.00
Capsicum	420.00 - 560.00	560.00 - 800.00	600.00 - 800.00	760.00 - 800.00	650.00 - 800.00	560.00 - 580.00	500.00 - 600.00	760.00 - 800.00	760.00 - 800.00
Pumpkin	260.00 - 380.00	400.00 - 420.00	400.00 - 420.00	360.00 - 400.00	260.00 - 320.00	420.00 - 420.00	260.00 - 300.00	320.00 - 400.00	340.00 - 360.00
Cucumber	80.00 - 110.00	180.00 - 240.00	200.00 - 260.00	240.00 - 260.00	160.00 - 200.00	240.00 - 260.00	100.00 - 120.00	240.00 - 260.00	160.00 - 180.00
Bitter Gourd	260.00 - 320.00	400.00 - 420.00	400.00 - 480.00	420.00 - 480.00	400.00 - 420.00	340.00 - 360.00	340.00 - 360.00	320.00 - 420.00	320.00 - 340.00
Snake Gourd	200.00 - 260.00	360.00 - 400.00	400.00 - 460.00	360.00 - 400.00	350.00 - 360.00	400.00 - 420.00	260.00 - 280.00	300.00 - 420.00	400.00 - 460.00
Drumstick	500.00 - 650.00	720.00 - 900.00	760.00 - 900.00	800.00 - 900.00	600.00 - 800.00	-	700.00 - 800.00	800.00 - 800.00	800.00 - 800.00
Luffa	160.00 - 260.00	460.00 - 480.00	320.00 - 400.00	400.00 - 480.00	240.00 - 350.00	320.00 - 360.00	280.00 - 300.00	320.00 - 400.00	320.00 - 340.00
Long Beans	260.00 - 360.00	400.00 - 420.00	320.00 - 400.00	360.00 - 400.00	350.00 - 420.00	260.00 - 280.00	260.00 - 280.00	340.00 - 400.00	400.00 - 420.00
Ash Plantain	280.00 - 320.00	460.00 - 480.00	420.00 - 480.00	420.00 - 480.00	340.00 - 380.00	260.00 - 280.00	260.00 - 280.00	320.00 - 360.00	320.00 - 340.00
Green Chillies	420.00 - 460.00	560.00 - 700.00	560.00 - 660.00	760.00 - 800.00	600.00 - 800.00	760.00 - 800.00	420.00 - 460.00	530.00 - 600.00	600.00 - 660.00
Lime	250.00 - 260.00	300.00 - 400.00	400.00 - 420.00	360.00 - 400.00	250.00 - 380.00	400.00 - 420.00	260.00 - 280.00	400.00 - 420.00	400.00 - 420.00
<u>Root Crops</u>									
Sweet Potato	160.00 - 240.00	240.00 - 320.00	320.00 - 360.00	320.00 - 340.00	320.00 - 360.00	260.00 - 280.00	200.00 - 240.00	300.00 - 340.00	340.00 - 360.00
Manioc	160.00 - 180.00	230.00 - 240.00	240.00 - 260.00	260.00 - 260.00	240.00 - 260.00	180.00 - 180.00	160.00 - 180.00	200.00 - 240.00	200.00 - 220.00
<u>Leafy Vegetable</u>									
Mukunuwenna	50.00 - 50.00	80.00 - 80.00	70.00 - 70.00	80.00 - 80.00	80.00 - 80.00	80.00 - 80.00	50.00 - 60.00	80.00 - 80.00	90.00 - 90.00
Kankun	50.00 - 50.00	80.00 - 80.00	70.00 - 70.00	80.00 - 80.00	80.00 - 80.00	80.00 - 80.00	50.00 - 60.00	80.00 - 80.00	90.00 - 90.00
Gotukola	80.00 - 80.00	100.00 - 100.00	100.00 - 100.00	100.00 - 100.00	100.00 - 100.00	100.00 - 100.00	100.00 - 100.00	100.00 - 100.00	100.00 - 100.00
<u>Coconut</u>									
Large	110.00 - 110.00	120.00 - 120.00	120.00 - 120.00	120.00 - 120.00	120.00 - 120.00	120.00 - 120.00	110.00 - 120.00	120.00 - 120.00	120.00 - 120.00
Small	90.00 - 100.00	100.00 - 100.00	100.00 - 110.00	100.00 - 100.00	100.00 - 110.00	100.00 - 100.00	90.00 - 90.00	90.00 - 100.00	100.00 - 100.00

Annex 03 - Colombo Markets: Retail Prices of Fruits (Rs/fruit)

Week 11: 08 - 14 March 2024

30

CROP	PELIYAGODA	MAHARAGAMA	KIRULAPONE	NUGEGODA	NARAHENPITA	DEMATAGODA	THOTALANGA	KADAWATHA	KIRIBATHGODA
<i>Plantain</i>									
Ambul (Rs/Kg)	150.00 - 250.00	260.00 - 260.00	200.00 - 250.00	200.00 - 220.00	200.00 - 230.00	180.00 - 180.00	180.00 - 200.00	180.00 - 220.00	200.00 - 220.00
Kolikuttu (Rs/Kg)	350.00 - 400.00	420.00 - 440.00	450.00 - 480.00	380.00 - 380.00	400.00 - 400.00	350.00 - 380.00	400.00 - 400.00	360.00 - 460.00	380.00 - 400.00
Seeni (Rs/Kg)	150.00 - 200.00	230.00 - 250.00	260.00 - 260.00	200.00 - 240.00	200.00 - 230.00	180.00 - 200.00	180.00 - 200.00	200.00 - 220.00	200.00 - 220.00
Anamalu	30.00 - 35.00	34.00 - 36.00	32.00 - 38.00	30.00 - 32.00	30.00 - 32.00	30.00 - 30.00	32.00 - 35.00	30.00 - 32.00	30.00 - 35.00
Ambun	40.00 - 45.00	42.00 - 44.00	42.00 - 45.00	40.00 - 45.00	40.00 - 42.00	40.00 - 40.00	40.00 - 45.00	40.00 - 42.00	40.00 - 45.00
<i>Pineapple</i>									
Large	650.00 - 650.00	700.00 - 730.00	730.00 - 750.00	680.00 - 730.00	650.00 - 680.00	650.00 - 650.00	700.00 - 730.00	650.00 - 680.00	650.00 - 650.00
Medium	520.00 - 520.00	640.00 - 680.00	700.00 - 700.00	650.00 - 650.00	580.00 - 600.00	500.00 - 500.00	550.00 - 600.00	500.00 - 600.00	500.00 - 550.00
Small	-	580.00 - 600.00	600.00 - 650.00	580.00 - 600.00	530.00 - 550.00	400.00 - 450.00	400.00 - 400.00	430.00 - 450.00	400.00 - 450.00
<i>Mango</i>									
Betti	-	-	-	-	-	-	-	-	-
Karthakolomban	-	-	-	-	-	-	-	-	-
Vilad	-	-	-	-	-	-	-	-	-
Kohu	-	-	-	-	-	-	-	-	-
<i>Other Fruits</i>									
Wood Apple	120.00 - 125.00	160.00 - 165.00	160.00 - 200.00	160.00 - 200.00	140.00 - 160.00	140.00 - 145.00	100.00 - 100.00	100.00 - 100.00	120.00 - 140.00
Orange	50.00 - 60.00	80.00 - 100.00	120.00 - 120.00	100.00 - 100.00	70.00 - 80.00	80.00 - 100.00	60.00 - 80.00	50.00 - 60.00	60.00 - 80.00
Avocado	100.00 - 110.00	-	150.00 - 200.00	-	160.00 - 180.00	-	-	-	-
Slime Apple	40.00 - 50.00	100.00 - 100.00	80.00 - 100.00	90.00 - 100.00	70.00 - 70.00	70.00 - 70.00	70.00 - 70.00	70.00 - 80.00	80.00 - 100.00
Grapes (Rs/Kg)	1600.00 - 1800.00	2000.00 - 2200.00	2500.00 - 2600.00	2600.00 - 2800.00	2000.00 - 2400.00	2200.00 - 2200.00	2200.00 - 2200.00	2200.00 - 2400.00	2100.00 - 2200.00
Papaw (Rs/Kg)	250.00 - 280.00	360.00 - 380.00	320.00 - 400.00	320.00 - 380.00	320.00 - 350.00	260.00 - 300.00	250.00 - 300.00	320.00 - 320.00	280.00 - 300.00
Passion	120.00 - 180.00	-	180.00 - 200.00	-	120.00 - 140.00	-	-	-	150.00 - 150.00
King Coconut	200.00 - 220.00	180.00 - 200.00	180.00 - 200.00	180.00 - 180.00	170.00 - 180.00	180.00 - 200.00	180.00 - 180.00	180.00 - 200.00	180.00 - 220.00

Annex 04 - Colombo Markets: Retail Prices of Sea Fish and Dried Fish (Rs/kg)

Week 11: 08 - 14 March 2024

31

CROP	PELIYAGODA	MAHARAGAMA	KIRULAPONE	NUGEGODA	NARAHENPITA	DEMATAGODA	THOTALANGA	KADAWATHA	KIRIBATHGODA
<i>Sea Fish</i>									
Salaya	280.00 - 360.00	500.00 - 580.00	580.00 - 600.00	600.00 - 600.00	600.00 - 600.00	580.00 - 600.00	480.00 - 500.00	480.00 - 500.00	500.00 - 520.00
Hurulla	420.00 - 480.00	800.00 - 900.00	1000.00 - 1000.00	900.00 - 1000.00	1000.00 - 1000.00	800.00 - 800.00	700.00 - 800.00	800.00 - 800.00	800.00 - 800.00
Balaya	620.00 - 650.00	-	1000.00 - 1000.00	-	-	-	800.00 - 800.00	-	-
Kelawalla	1150.00 - 1350.00	1800.00 - 2000.00	1800.00 - 2000.00	2200.00 - 2200.00	2000.00 - 2000.00	1800.00 - 2000.00	1400.00 - 1400.00	2000.00 - 2000.00	2000.00 - 2000.00
Thora	2000.00 - 2400.00	2000.00 - 2800.00	3000.00 - 3200.00	2800.00 - 3000.00	3200.00 - 3200.00	2800.00 - 3000.00	2800.00 - 3000.00	2600.00 - 2800.00	2400.00 - 2600.00
Paraw	1380.00 - 1480.00	2000.00 - 2200.00	2000.00 - 2000.00	2000.00 - 2200.00	2000.00 - 2000.00	2000.00 - 2000.00	2000.00 - 2000.00	1800.00 - 2000.00	1800.00 - 1800.00
Mora	-	-	-	-	-	-	-	-	-
Shrimps Small	1800.00 - 2100.00	2000.00 - 2200.00	2200.00 - 2200.00	2000.00 - 2200.00	2200.00 - 2200.00	1800.00 - 1900.00	1800.00 - 1800.00	1800.00 - 1800.00	1800.00 - 1850.00
Talapath	1750.00 - 1900.00	2800.00 - 3000.00	2800.00 - 2800.00	2600.00 - 2800.00	3000.00 - 3000.00	2600.00 - 2800.00	2400.00 - 2600.00	2800.00 - 3000.00	2600.00 - 2800.00
<i>Eggs (Rs/egg)</i>									
Brown	53.00 - 53.00	53.00 - 53.00	53.00 - 54.00	53.00 - 54.00	53.00 - 53.00	53.00 - 53.00	53.00 - 53.00	53.00 - 53.00	53.00 - 54.00
White	50.00 - 50.00	50.00 - 51.00	50.00 - 50.00	50.00 - 51.00	50.00 - 51.00	50.00 - 50.00	50.00 - 50.00	49.50 - 50.00	50.00 - 50.00
<i>Dried Fish</i>									
Sprats	1800.00 - 2000.00	1800.00 - 2000.00	2000.00 - 2000.00	2000.00 - 2000.00	1800.00 - 2000.00	2000.00 - 2000.00	1800.00 - 1800.00	2000.00 - 2200.00	2200.00 - 2200.00
Kattawa	1800.00 - 2200.00	2200.00 - 2400.00	2200.00 - 2200.00	2400.00 - 2400.00	2200.00 - 2400.00	2200.00 - 2200.00	1800.00 - 2200.00	2400.00 - 2400.00	2400.00 - 2400.00
Thora	-	-	-	-	-	-	-	-	-
Mora	2000.00 - 2200.00	2300.00 - 2400.00	2400.00 - 2400.00	2300.00 - 2400.00	2300.00 - 2400.00	2400.00 - 2400.00	2200.00 - 2400.00	2200.00 - 2200.00	2200.00 - 2200.00
Balaya	1400.00 - 1400.00	1600.00 - 1800.00	1600.00 - 1800.00	1400.00 - 1600.00	1600.00 - 1800.00	2000.00 - 2000.00	1600.00 - 1800.00	1400.00 - 1400.00	1800.00 - 2000.00
Anguluwa	-	-	2000.00 - 2200.00	2400.00 - 2400.00	-	2200.00 - 2200.00	-	-	2200.00 - 2400.00
Salaya	800.00 - 1000.00	800.00 - 800.00	800.00 - 800.00	800.00 - 1000.00	800.00 - 800.00	800.00 - 800.00	800.00 - 800.00	800.00 - 800.00	-
<i>Meat</i>									
Beef (without Bones)	2200.00 - 2200.00	-	2400.00 - 2400.00	-	2200.00 - 2200.00	-	2200.00 - 2200.00	-	-
Chicken (Broiler)	1300.00 - 1300.00	1300.00 - 1300.00	1220.00 - 1220.00	1300.00 - 1300.00	1230.00 - 1230.00	1220.00 - 1220.00	1300.00 - 1300.00	1300.00 - 1300.00	1320.00 - 1320.00
Chicken (Curry)	1400.00 - 1400.00	1400.00 - 1400.00	1300.00 - 1300.00	1400.00 - 1400.00	1200.00 - 1200.00	1180.00 - 1180.00	1400.00 - 1400.00	1400.00 - 1400.00	1350.00 - 1350.00
Mutton	-	3200.00 - 3200.00	3200.00 - 3200.00	3200.00 - 3200.00	3300.00 - 3300.00	3200.00 - 3200.00	3200.00 - 3200.00	3500.00 - 3500.00	3400.00 - 3400.00
Pork	-	1300.00 - 1300.00	-	1300.00 - 1300.00	-	-	-	1300.00 - 1300.00	1250.00 - 1250.00

Annex 05 : Food Composition of Selected Food Commodities

Commodity	Energy (kcal/100g)	Protein (g/100g)	Total fat (g/100g)	Retinol Eq (µ g/100g)	Vit B2 (mg/100g)	Vit B6 (mg/100g)	Folate (µg/100g)	Vit C (mg/100g)	Calcium (mg/100g)	Magnesium (mg/100g)	Iron (mg/100g)	Zinc (mg/100g)
Rice												
Rice - (white Kekulu - normal)	361	9.88	1.52	-	0.03	0.09	10.67	-	6.94	26.29	1.22	1.5
Rice - (white Kekulu Samba)	355	8.81	1.53	-	0.03	0.09	8.11	-	9.82	30.48	0.92	1.7
Rice - (Red Kekulu - normal)	366	8.64	2.12	-	0.05	0.1	8.39	-	4.73	31.7	0.88	1.84
Rice -Samba	369	6.86	2.45	-	0.05	0.13	12.79	-	8.71	37.26	1.18	1.49
Rice - Nadu White	366	7.76	1.48	-	0.03	0.12	9.35	-	4.57	20.1	0.64	1.61
Dried chilies												
	233	12.68	6.41	437	0.84	0.42	46.83	NA	107	231	5.39	1.65
Onion												
Big onions	48	1.67	0.24	0.16	0.01	0.1	32.99	7.58	14.82	16.94	0.45	0.25
Red onions	55	2.13	0.15	0.18	0.02	0.13	30.15	14.26	20.37	19.32	0.31	0.28
Potatoes												
	71	1.67	0.25		0.01	0.09	14.31	20.5	9.83	23.84	0.46	0.29
Pulses												
Green gram	290	21.97	0.93	19.5	0.28	0.33	135	NA	98.96	146	4.15	2.86
White cowpea	320	21.25	1.14	1.36	0.09	0.26	249	NA	84.1	213	5.04	3.57
Red cowpea	320	20.24	1.08	0.96	0.11	0.27	273	NA	81.83	194	4.95	3.4
Red Dhal	319	23.09	0.77	1.06	1.6	0.22	55	NA	41.27	66.63	7.45	3.34
Vegetables												
Beans	46	3.95	0.15	6.64	0.1	0.3	45.2	7.02	35.68	45.56	0.7	0.59
Carrot	30	0.85	0.45	1240	0.03	0.1	24.71	5.93	27.65	11.7	0.59	0.25
Leeks	30	1.74	0.49	18.56	0.02	0.19	42.63	4.65	29.28	11.77	1.49	0.43
Beetroot	31	2.12	0.15	1.52	0.01	0.09	108	4.51	20.29	34.88	0.77	0.29
Knolkhol	16	1.69	0.34		0.05	0.19	12.7	77.64	40.09	19.35	0.23	0.18
Radish	29	0.75	0.11		0.02	0.09	18.09	12.13	35.64	13.56	0.38	0.16
Cabbage	21	1.35	0.14	3.35	0.05	0.14	52.66	29.62	56.85	18.47	0.33	0.16

Tomatoes	20	0.88	0.56	165	0.03	0.09	20.16	25.58	9.69	14.93	0.31	0.12
Ladies fingers	26	2.06	0.19	12.41	0.08	0.28	70.62	24.48	92.26	55.23	0.96	0.44
Brinjal (Pandora Striped)	29	1.49	0.31	23	0.12	0.09	30.99	1.49	18.95	18	0.32	0.19
Brinjal (Chinese eggplant)	24	1.28	0.33	16.83	0.12	0.11	32.94	3.37	14.4	21.18	0.28	0.16
Capsicum	23	1.22	0.34	38.96	0.03	0.29	28.65	49.63	12.65	11.21	0.21	0.31
Pumpkin (Common)	31	0.86	0.3	30.41	0.02	0.09	17.72	8.73	18.75	9.93	0.49	0.25
Cucumber	19	0.98	0.24	0.58	0.01	0.08	19.66	4.08	22.1	18.22	0.67	0.21
Bitter gourd	19	1.47	0.23	55.08	0.05	0.06	53.1	46.89	25.19	35.81	1.75	0.26
Snake gourd (Dark green)	11	0.82	0.25	10.41	0.03	0.12	18.09	3.54	26.83	25.84	0.41	0.11
Snake gourd (Pale green)	11	0.89	0.25	5.14	0.03	0.07	16.52	2.85	27.11	21.77	0.47	0.2
Drumstick	30	2.48	0.12	3.13	0.06	0.12	60.48	92.33	22.27	28.51	0.5	0.26
Watakolu	12	0.86	0.15	59.33	0.01	0.07	25.48	6.41	14.67	14.01	4.42	0.45
Long beans	24	3.36	0.3	-	0.06	0.11	99.98	8.93	44.22	33.17	1.01	0.08
Ash Plantain	76	2.84	0.56	0.06	0.02	0.07	6.82	4.49	5.19	22.55	0.39	0.21
Green chillies	39	2.28	0.76	38.16	0.08	0.25	21.29	98.61	20.25	36.91	1.25	0.29
Limes	26	0.66	0.26	0.36	0.01	0.05	12.1	38.05	26	15.25	0.12	0.05
Kekiri	17	1.01	0.25	0.76	0.01	0.07	17.34	8.07	25.72	26.2	0.63	0.22
Ash pumpkin (Ash guord)	18	0.8	0.15		0.01	0.15	14.17	9.14	19.27	23.62	0.48	0.13
Cho-Cho	19	0.58	0.12	0.3	0.04	0.07	63.81	23.76	20.55	13.02	0.49	0.12
Thalana batu (Little prince)	21	1.28	0.39	24.33	0.12	0.09	38.63	2.4	12.38	19.62	0.31	0.22
Thalana batu (Thai eggplant)	21	1.45	0.26	18.33	0.11	0.09	31.18	2.71	17.24	37.22	0.37	0.24
Thibbatu	61	1.66	1.96	15.89	0.03	1.02	72.39	10.8	105	57.46	1.06	0.59
Kohila yams	27	0.64	0.16	1.72	0.01	0.14	4.64	1.67	52.33	33.95	0.61	1.62
Kehel muwa	19	1.36	0.63	4.27	0.02	0.12	40.51	8.16	35.09	31.43	0.38	0.39
Ambaralla	37	0.73	0.44	3.36	0.01	0.1	44.49	35.51	20.7	9.28	0.7	0.12
Mango	50	0.75	0.09	14.5	0.02	0.14	34.89	91.63	28.56	17.74	0.5	0.09
Mushroom	27	2.54	0.42	-	0.15	0.13	7.81	11.56	0.9	14.42	1.32	0.79
Dambala	21	1.84	0.2	38.74	0.08	0.4	33.69	19.82	68.24	31.38	1.2	0.44
Coconuts nuts	390	3.67	39.92	-	0.05	0.11	14.86	-				

Root Crop												
Sweet potato	108	1.27	0.33	NA	0.04	0.09	14.44	22.2	28.93	21.05	0.51	0.14
Manioc	78	0.92	0.19	NA	0.07	0.2	0.1	1.95	25.31	19.08	19.78	23.73
Nelum ala/Lotus root	79	1.94	0.93	NA	0.05	0.19	26.49	26.63	37.71	26.58	3.34	0.35
Kiriala	87	3.96	0.15	1.19	0.03	0.16	20.17	2.71	30.79	41.52	0.6	0.42
Iniala	103	3.2	0.3	33.14	0.01	0.22	22.19	13.03	40.99	28.98	1.31	0.29
Leafy Vegetables												
Mukunuwanna	28	3.15	0.55	92.25	0.09	0.27	96.14	3.24	135	45.38	1.7	1.03
Gotukola	15	0.64	0.47	226	0.07	0.23	70.11	6.74	96.31	41.42	1.25	0.66
Kankun	15	0.47	0.37	1614	0.08	0.4	33.69	19.82	49.21	18.35	1.32	0.44
Kathurumurunga	70	8.01	1.35	2097	0.33	0.22	120	121	901	96.64	4.36	0.53
Nivithi	22	2.2	0.47	959	0.06	0.11	74.05	10.26	163	61.37	1.49	0.67
Thampala	32	3.55	0.72	1474	0.21	0.22	74.27	82	258	209	3.5	1.4
Sarana	20	2.42	0.21	1149	0.03	0.13	58.54	9.89	59.57	42.93	0.13	0.75
Kohila leaves	33	4.1	0.83	300	0.02	0.17	56.76	5.56	19.5	20.32	0.25	0.3
Onion leaves	27	2.01	0.26	NA	0.04	0.18	56.8	23.38	35.21	74.95	3.15	0.77
Cabbage leaves	30	3.63	0.27	8.66	0.05	0.24	63.46	40.76	170	18.47	2.67	0.35
Salad leaves	19	1.05	0.24	NA	0.1	0.06	37.48	11.64	58.23	36.89	2.07	0.27
Cauliflower	23	2.09	0.48	0.14	0.06	0.11	46.67	50.17	22.44	18.52	0.76	0.27
Jackfruit pods	25	2.14	0.34	NA	0.03	0.04	30.7	24.77	37.32	26.08	0.3	0.17
Jackfruit seeds	77	5.66	0.44	NA	0.02	0.08	58.91	15.24	40.87	50.14	0.52	0.42
Meat												
Chicken	176	23.14	9.24	6.88	0.07	0.49	10.09	-	15.06	20.18	0.75	0.64
Beef	160	23.3	7.45	2.15	0.08	0.32	1.93	-	4.8	28.54	2.41	3.31
Mutton	138	20.37	6.23	2.7	0.13	0.28	1.73	-	7.58	19.5	1.62	5.05
Pork	161	18.83	9.5	1.9	0.09	0.28	8.15	-	6.58	8.9	0.79	0.8
Fish												
Balaya	96	21.28	1.12	21.01	0.15	0.12	7.89		6.45	26.02	0.68	0.46
Seer	136	22.28	5.18	81.9	0.07	0.16	15.45		9.85	36.73	0.41	0.74

Shark	95	21.6	0.83	1.11	0.04	0.11	8.57	8.44	32.58	0.41	0.74
Paraw	87	20.02	0.7	1.49	0.02	0.16	6.77	8.17	31.68	0.67	0.41
Thalapath	91	16.04	2.88	12.03	0.1	0.13	78.22	7.64	24.89	0.71	0.67
Kelawalla	109	21.47	2.55	15.95	0.17	0.73	77.39	13.35	33.82	0.68	0.64
Haedaella	87	19.88	0.78	12.18	0.04	0.06	11.7	36.6	53	0.54	0.65
Hurulla	88	17.08	2.18	10.02	0.14	1.66	61.66	103	35.45	1.24	1.05
Karalla / Katuwalla	97	21.8	1.06	1.25	0.02	0.1	14.38	37.06	39.05	0.24	0.42
Kumbala / Angila	101	21.51	1.53	16.34	0.1	0.1	7.13	31.27	37.46	1.46	0.67
Salaya / Sudaya	100	19.5	2.39	15.41	0.18	1.39	60.87	435	42.83	1.4	2.3
Theppli / Telapiya /Korali	83	18.48	1.08	17.14	0.18	0.18	8.29	99.39	24.96	2.84	0.88
Prawns	65	14.85	0.56	1.24	0.03	0.1	15.37	37.81	30.5	0.73	1.1
Crabs	45	10	0.55	8.33	0.14	0.18	13.83	37.81	45.93	0.73	1.1
Cuttle fish	76	16.82	0.93	1.93	0.02	0.04	6.22	8.73	35.46	0.62	1.3
Linna	112	20.3	3.37	15.78	0.23	0.68	59.78				
Coppara	97	22.89	0.56	21.51	0.04	0.12	8.08	7.2	30.08	1.2	0.58
Ray (Maduwa)	97	23.98	0.68	7.55	0.02	0.21	25.59	9.16	24.61	0.74	0.44

Dried Fish

Dried sprats	259	51.16	5.92	12.83	0.25	0.62	438	1178	162	3.06	4.2
Dried keeramin	311	49.6	12.42	12.92	0.13	2.41	144	555	166	2.58	3.19
Dried thalapath	289	54.68	8.04	9.38	0.04	0.43	97.8	62.75	110	1.96	1.45
Dried katta	275	50.04	8.31	2.48	0.03	0.35	80.4	86.55	92.17	1.47	1.16
Dried balaya	282	63.79	3.37	14.32	0.12	1.98	213	83.48	83.45	3.6	1.44
Dried shark / keelan	267	55.03	5.25	10.31	0.04	0.32	187	42.24	92.94	1.48	0.66

Eggs

Hen eggs (Country)	170	13.14	13	208	0.08	0.18	54.6	50.14	11.04	1.64	1.12
Hen eggs (Table)	135	13.55	9.03	200	0.19	0.19	49.46	63.3	12	2.39	1.73
Quail eggs	153	12.39	11.46	153	0.11	0.17	54.86	60.67	11.21	2.55	1.51

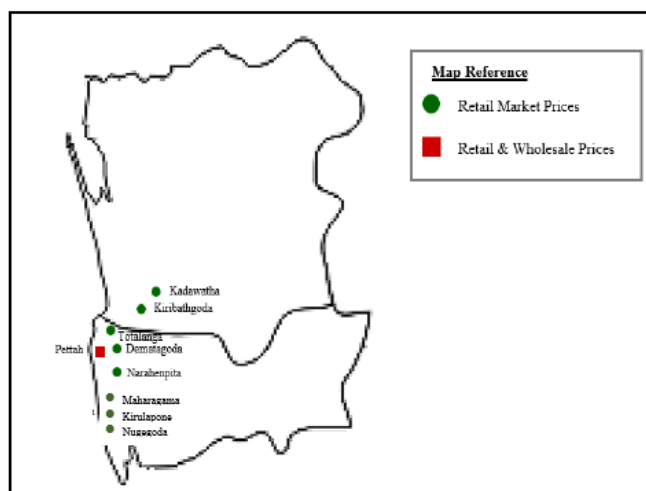
Fruits

Banana Embul	109	1.11	1.09	9.68	0.05	0.64	32.98	13.61	9.39	25.67	0.51	0.23
Anamaalu	102	1.04	0.72	16.4	0.04	0.65	21.07	3.66	8.06	27.02	0.51	0.23

Koli kuttu	107	1.38	0.34	8.8	0.03	0.47	18.12	7.71	8.56	38	0.32	0.14
Pineapple	37	0.41	0.17	5.76	0.04	0.12	17.86	39.36	10.37	10.71	0.3	0.09
Papaya	26	0.42	0.16	171	0.11	0.04	54.85	48.62	16.77	8.9	0.23	0.08
Mangoes (Karthakolomban)	79	0.8	0.92	259	0.01	0.1	35.52	17.74	3.12	6.72	0.1	0.08
Mangoes (Vilad)	44	0.76	0.58	146	0.05	0.26	67.6	29.97	16.93	14.79	0.65	0.19
Apple	62	0.29	0.64	0.36	0.02	0.08	3.43	2.9	3.12	6.72	0.1	0.08
Avacado	144	2.95	13.86	2	0.08	0.18	67.17	9.36	28.48	48.14	0.81	0.75
Wood apple	78	3.09	3.62	0.46	0.01	0.14	6.07	13.58	59.15	25.16	0.45	0.32
Orange	46	1.07	0.37	23.44	0.01	0.28	14.46	20.19	31.18	20.36	0.81	0.35
Guava	39	1.53	0.38	19.67	0.01	0.11	25.24	30.88	6.59	12.02	0.53	0.33
Grapes	49	0.95	10.69	3.22	0.04	0.1	7.07	20.51	7.27	6.86	0.28	0.07
Melon	19	0.65	0.16	130	0.02	0.11	6	8.24	4.05	9.76	0.15	0.1

Source: Sri Lanka Food Composition Tables, Ministry of Health - 2021.

Price Collecting Areas





HARTI



Ministry of Agriculture

**Food Systems and Market Research Division & Data Management Division
Hector Kobbekaduwa Agrarian Research and Training Institute**

No. 114, Wijerama Mawatha, Colombo 07.

Phone: 011-2696981 Fax: 011-2682283

E-mail: mfpaharti@yahoo.com

Web: www.harti.gov.lk

www.mobitel.lk

දෛනික චිළචිඵ තොග මිල, ජංගම දුරකථනයෙන්

හෙක්ටර් කොච්චෑකඩුව ගොවි කටයුතු පර්යේෂණ හා පුහුණුවීර්මේ ආයතනය අනුමුතයෙන්

මොබිටෙල් ජංගම මිල දර්ශනය

ජාතික ජංගම දුරකථන ජාලයෙන්

6666 අමතන්න.

මොබිටෙල් අද මිල - අත දහ

මොබිටෙල් ජංගම දුරකථන ජාලයෙන් චිළචිඵ තොග මිල දර්ශනය.

විකාශිතයාට රු.2/-

විකාශිතයාට රු.2/-