

RETAIL MARKET AT A GLANCE

Summary

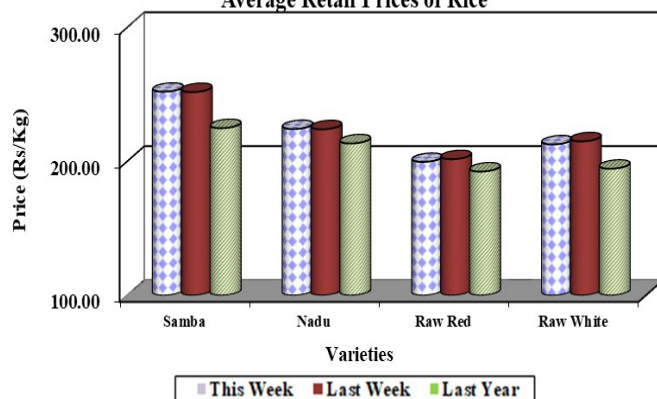
Rice



Price of keeri samba, raw red, raw white and imported samba have no significant price change and decreased slightly by Rs.1.00/kg, Rs.2.00/kg, Rs.2.00/kg and Rs.1.00/kg. The price of samba I and nadu I have ranged between Rs.230.00-270.00/kg and Rs.220.00-230.00/kg respectively. The average farmgate prices of all paddy varieties have increased slightly except for long grain (red) in Embilipitiya due to supply of well dried new paddy stocks of 2023/24 maha season.

(Page No.01-02)

Average Retail Prices of Rice



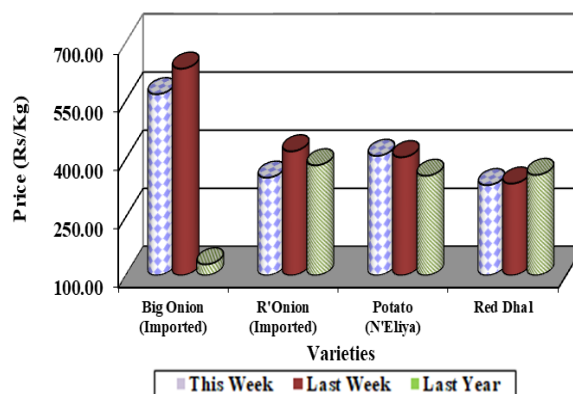
Other Field Crops



The price of both imported red onion and imported big onion have decreased by Rs.68.00/kg and Rs.66.00/kg respectively. The price of both Nuwara Eliya and imported potatoes have increased by Rs.3.00/kg and Rs.14.00/kg respectively. Price of green gram has increased by 48% due to unavailability of sufficient stocks.

(Page No.02-04)

Average Retail Prices of Other Field Crops



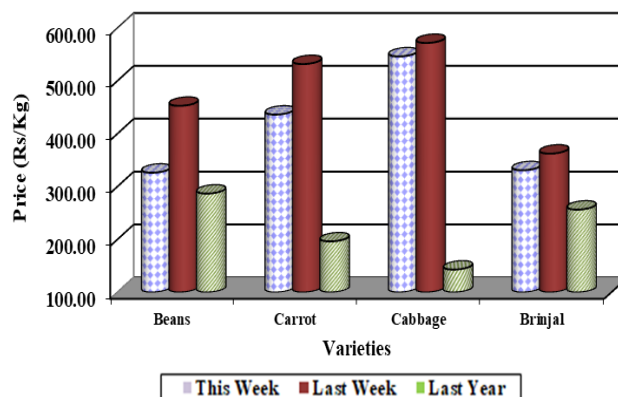
Vegetables



The wholesale market prices of all vegetables have decreased with the increased supply from all major producing areas. In line with the decrease of wholesale price, retail prices of most of the vegetable varieties also decreased. Considering up country varieties, the highest price decrease was reported for beans as Rs.126.00/kg followed by carrot as Rs.96.00/kg. Price of tomato has decreased by Rs.164.00/kg. Considering low country varieties, the highest price decrease was reported for long beans as Rs.68.00/kg followed by snake gourd as Rs.59.00/kg.

(Page No.04-05)

Average Retail Prices of Vegetables



Coconut



Prices of both large and small nuts have decreased by 3% and 7%. Price ranges were Rs.100.00-130.00 for a large nut and Rs.85.00-100.00 for a small nut.

(Page No.05)

Eggs



The egg price ranged between Rs.50.50-53.00/egg for brown egg and average price of a white egg was Rs.49.00.

(Page No.08)

Rice

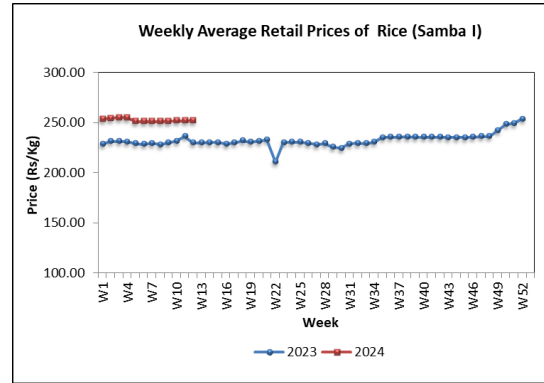
Wholesale

Price of all local rice varieties has not changed significantly and the price range of both samba grade I, II and keeri samba were Rs.235.00-240.00/kg, Rs.228.00-230.00/kg and Rs.310.00-325.00/kg. The price range of both nadu grade I and II was Rs.200.00-208.00/kg and Rs.193.00-195.00/kg. Average price of both raw red and raw white were Rs.173.00/kg, Rs.193.00/kg respectively. Ponni samba was also available at the market at the range of Rs.248.00-255.00/kg.

Compared to the same period of last year, price of all local rice varieties has increased in the range of 6% -31% respectively. Price of imported ponni samba has decreased by 22% while keeri samba recorded the highest price increase of 31%.

Retail

The price of keeri samba, raw red, raw white and imported samba has decreased by Rs.1.00/kg, Rs.2.00/kg, Rs.2.00/kg and Rs.1.00/kg and their prices ranged Rs.350.00-380.00/kg, Rs.180.00-210.00/kg, Rs.210.00-220.00/kg and Rs.280.00-290.00/kg respectively. The price of samba I and nadu I has ranged Rs.230.00-270.00/kg and Rs.220.00-230.00/kg respectively.



Compared to the same period of last year, the current retail prices of all rice varieties have increased and the highest price increase of 42% was recorded for keeri samaba.

Paddy

The average farmgate prices of all paddy varieties have slightly except for long grain (red) in Embilipitiya due to increased supply of well dried new paddy stocks of 2023/24 maha season. The average farmgate price of short grain (samba) paddy has increased by less than Rs.3.00/kg in all producing areas and prices ranged between Rs.106.00-128.00/kg. The price of keeri samba paddy also increased by Rs.1.00-9.00/kg and the prices ranged Rs.129.00-156.00/kg. Average farmgate price of long grain white (nadu) paddy also increased by Rs.1.00-8.00/kg. The price ranged by Rs.98.00-114.00/kg in all major producing areas.

The long grain red has increased by Rs.3.00/kg and Rs.2.00/kg respectively in Matara and Hambantota areas.

Compared to the same period of last year, the average farmgate prices of all varieties (short grain, keeri samba, long grain white and long gain red) have increased in the range of 1%-30%. The highest price increase was reported for long grain white (nadu) in Polonnaruwa.

Dried Chilies

Wholesale

Price of imported dried chilies has decreased by 6% due to availability of low-quality stocks at the market and the price ranged Rs.750.00-850.00/kg.

Compared to the same period of last year, price of imported dried chilies has decreased by 29%.

Retail

The price of imported dried chilies have decreased by Rs.13.00/kg and the price ranged Rs.1000.00-1200.00/kg.

Compared to the same period of last year, the current retail prices of imported dried chilies have decreased by 23%.

Onion

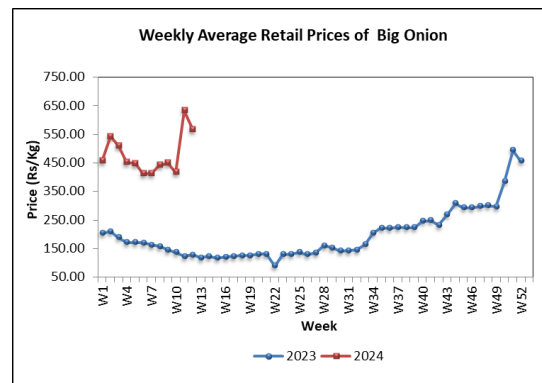
Wholesale

Price of vedalan red onion and imported red onion have decreased by 9% and 34% due to availability of sufficient stocks and the price ranged Rs.240.00-300.00/kg and Rs.220.00-240.00/kg. Price of imported big onion has decreased by 18% due to low demand at the market and the price ranged Rs.440.00-480.00/kg.

Compared to the same period of last year, price of vedalan and imported red onion has decreased by 10% and 18% while imported big onion has increased by 351% due to unavailability of Indian stocks.

Retail

The price of both imported red onion and imported big onion has decreased by Rs.68.00/kg and Rs.66.00/kg respectively and their prices ranged Rs.300.00-400.00/kg and Rs.500.00-600.00/kg respectively. The price of vedalan red onion ranged Rs.400.00-450.00/kg.



Compared to the same period of last year, the current retail prices of imported red onion have decreased by 8% and imported big onion have increased by 343%.

Potato

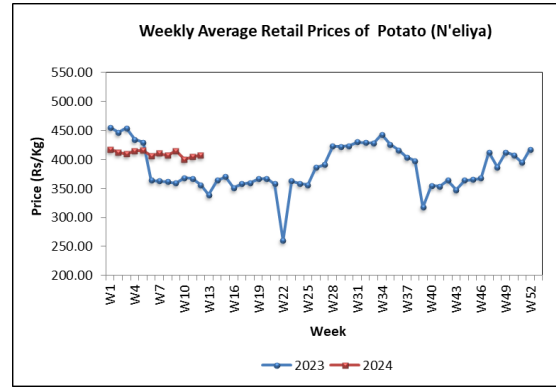
Wholesale

Price of Welimada and Nuwara Eliya potato has not changed significantly and the price ranged Rs.300.00-320.00/kg and Rs.320.00-350.00/kg respectively. Price of imported potato has decreased by 1% and the price ranged Rs.170.00-230.00/kg.

Compared to the same period of last year, price of Welimada and Nuwara Eliya potatoes have increased by 65% and 54%. Price of imported potato has increased by 60% due to unavailability of sufficient stocks.

Retail

The price of both Nuwara Eliya and imported potatoes have increased by Rs.3.00/kg and Rs.14.00/kg respectively and their prices ranged Rs.400.00-440.00/kg and Rs.200.00-240.00/kg respectively.



Compared to the same period of last year, the current retail prices of both Nuwara Eliya and imported potatoes have increased by 14% and 35% respectively.

Pulses

Wholesale

Price of green gram has increased by 4% due to unavailability of sufficient stocks and the price ranged Rs.1100.00-1300.00/kg. Price of white and red cowpea have decreased by 3% and 8% due to availability of sufficient stocks and the price ranged Rs.700.00-800.00/kg and Rs.650.00-750.00/kg respectively. Price of red dhal has decreased by 2% due to decreased dollar rate.

Compared to the same period of last year, price of all pulses has decreased in the range of 3%-16%.

Retail

Prices of white cowpea, red cowpea and red dhal have decreased by Rs.29.00/kg, Rs.25.00/kg and Rs.4.00/kg respectively

and their prices ranged Rs.320.00-1300.00/kg respectively. The price of green gram has increased by Rs.48.00/kg and the price ranged Rs.1200.00-1400.00/kg.

Compared to the same period of last year, the current retail prices of both white and red cowpea have increased by 2% and red dhal has decreased by 7% and green gram by 15%.

Vegetable

Wholesale

Prices of all vegetable's varieties have decreased with the increased supply from all the major producing areas.

Considering up country vegetables, the highest price decrease was reported for beans as 43% due to increased supply from Balangoda and Kandy areas, followed by price of knolkhol as 40% due to increased supply from Kandy area. With the increased supply from Nuwara Eliya area price of carrot has decreased by 30% while, prices of all the other vegetables have decreased in the range of 16%-20%.

Due to increased supply from Jaffna price of tomato has decreased by 44%, with the slightly changes of market demand. Price of capsicum has decreased by 2%.

Considering low country vegetables, the highest price decrease was reported for long beans as 38% due to decreased

demand with the increased supply of long beans. The price of cucumber has decreased by 36% due to increased supply from all major producing areas. Prices of bitter gourd, ladies fingers, pumpkin and snake gourd have decreased in the range of 22%-25% due to increased supply from all the major producing areas. With the increased supply of low-quality stocks, price of brinjal has decreased by 9%. However, due to slightly changes of market demand, price of luffa has increased by 7%. Due to increased supply from Jaffna and Nochchiyagama areas, price of green chilies has decreased by 41% and the price of lime has decreased by 1%.

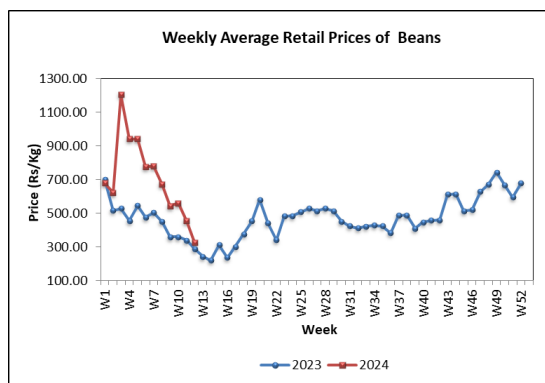
Compared to the same period of last year, prices of most of the vegetables have increased and the highest was reported for cabbage as 616% as a result of decreased cultivated extent in all major producing areas due to limited availability of quality seeds. Prices of carrot and pumpkin have increased by 241% and 233% respectively due to decreased average yield with the effect of the prevailing extreme weather condition.

Retail

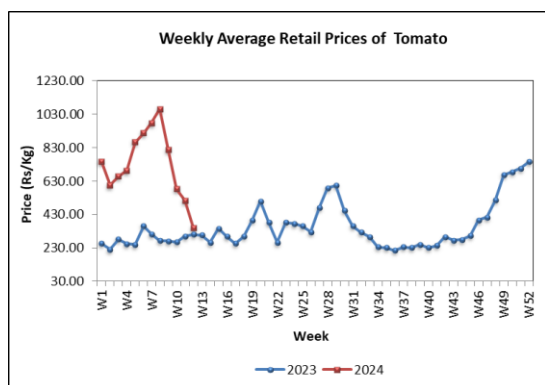
In line with the decrease of wholesale price, retail prices of most of the vegetable varieties also decreased.

Considering up country varieties, the highest price decrease was reported for

beans as Rs.126.00/kg followed by carrot as Rs.96.00/kg. Prices of knolkhol and beetroot have decreased by Rs.54.00/kg and Rs.45.00/kg respectively. Prices of raddish and cabbage have decreased by Rs.25.00/kg leeks has decreased by Rs.16.00/kg.



Prices of tomato and capsicum have decreased by Rs.164.00/kg and Rs.20.00/kg respectively.



Considering low country varieties, the highest price decrease was reported for long beans as Rs.68.00/kg followed by snake gourd as Rs.59.00/kg. Prices of pumpkin, luffa and ash plantain have decreased by Rs.55.00/kg, Rs.38.00/kg and Rs.4.00/kg respectively. Prices of brinjal

and bitter gourd have decreased by Rs.31.00/kg.

Further, prices of green chilies have decreased by Rs.109.00/kg and the prices of lime have increased by Rs.54.00/kg.

Compared to the same period of last year, prices of most of varieties have increased and the highest price was reported for cabbage as 282%.

Coconut Wholesale

Prices of both large and small nuts have decreased by 1%. Price ranges were Rs.90.00-105.00 for a large nut and Rs.80.00-85.00 for a small nut.

Compared to the same period of last year, prices of large nut and small nut have decreased by 1% and 6% respectively.

Retail

Prices of both large and small nut have decreased by Rs.3.00/nut and Rs.7.00/nut respectively. Price ranges were Rs.100.00-130.00 for a large nut and Rs.85.00-100.00 for a small nut.

Compared to the same period of last year, prices of large and small nut have decreased by 3% and 5% respectively.

Fruits

Wholesale

Prices of most of fruit varieties have increased with the increased demand due to dry weather and availability of limited stocks. The highest price increase was reported for pineapple in the range of 10%-15% with availability of limited stocks. Price of orange and king coconut has increased by 14% and 9% respectively due to increased demand with dry weather. Further, prices of kolikuttu has increased by 14% while price of avocado has increased by 11% with high demand with the ongoing Ramazan fasting period. Price of slime apple has increased by 13% with availability of quality stocks. In addition, prices of imported grapes have increased by 4% due to availability of new stocks from South Africa and Australia. Prices of wood apple have slightly increased by 1%.

However, price of papaw has decreased by 16% with availability of low-quality stocks. Price of all banana varieties except kolikuttu banana have decreased in the range of 1%-4% while price of passion fruit has decreased by 1% with availability of sufficient stocks.

Compared to the same period of last year, prices of most of the fruit varieties have increased while the highest price increase

was reported as 134% for passion fruit due to limited production with dry weather.

Retail

Prices of most of fruit varieties have increased in line with increased wholesale prices. The highest price increase of Rs.111.00/kg was reported for imported grapes due to unavailability of sufficient stocks in the market. Further, prices of small, medium and large sized pineapple have increased in the range of Rs.12.00-24.00/fruit due to high demand.

In addition, the price of kolikuttu banana has increased by Rs.17.00/kg. Further, the prices of wood apple, orange and king coconut have increased by Rs.21.00/fruit, Rs.11.00/fruit and Rs.4.00/fruit respectively. Moreover, the prices of avocado and passion fruit have increased by Rs.4.00/fruit and Rs.3.00/fruit respectively.

Meanwhile, the highest price decrease of Rs.4.00/kg was reported for ambul banana due to low demand in the market. Further, the price of seeni banana has decreased by Rs.4.00/kg.

Compared to the same period of last year, price of most of fruit varieties and the highest price increase was reported for passion fruit as 118%.

Fresh Fish

Wholesale

Wholesale prices of most of the fresh fish types have decreased due to increase in wholesale supply compared to demand. The highest price decrease of 20% was noted for kelawalla due to high supply from Galle, Mirissa and Beruwala area and the price ranged between Rs.850.00-950.00/kg. Likewise, a price decrease of 19% was noted for thalapath due to high supply from Negombo, Beruwala, Walachchenai and Kalmunai areas and the price ranged Rs.1200.00-1700.00/kg. In addition, the wholesale prices of paraw, balaya, thora and salaya have decreased by 1%-3%.

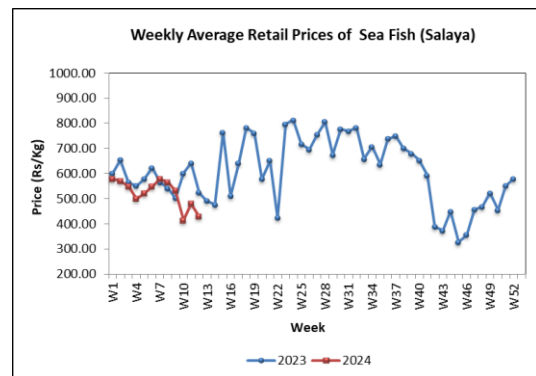
However, a price increase of 30% was noted for hurulla due to low supply from Kalpitiya and Mullaitivu areas and the price ranged between Rs.500.00-600.00/kg. Likewise, a price increase of 26% and 27% was noted for shrimps and mora due to low supply from Jaffna, Kalpitiya and Chilaw and Valachchenai areas and their prices ranged Rs.1900.00-2200.00/kg and Rs.850.00-1000.00/kg respectively.

Compared to the same period of last year, current wholesale prices of most of the fresh fish types have decreased in the range of 1%-22% and the highest price decrease was noted for salaya.

Retail

In line with decreased wholesale prices, retail prices of most types of fresh fish have also decreased due to increased supply. The highest price decrease was reported for thalapath as Rs.187.00/kg followed by Rs.69.00/kg for paraw and Rs.55.00/kg for kelawalla. The remaining types have decreased in the range of Rs.23.00-52.00/kg.

However, prices of shrimps, thora and hurulla have increased by Rs.313.00/kg, Rs.267.00/kg and Rs.80.00/kg respectively due to limited supply.



Compared to the same period of last year, prices of most types of fresh fish have decreased in the range of 3%-39% and highest price decrease was reported for balaya.

Dried Fish

Wholesale

Due to increase of local dried fish supply, prices of most of the local and imported dried fish types have decreased. The highest price decrease of 15% was noted for local salaya due to high supply from Mannar, Chilaw and Puttalam areas and the price ranged Rs.350.00-450.00/kg. Likewise, a price decrease of 5% was noted for imported sprats due to high supply from Iran and Thailand and the price ranged between Rs.750.00-950.00/kg. In addition, the wholesale prices of local sprats, imported anguluwa and local balaya have decreased by 1% and 3% respectively

However, a price increase of 6% was noted for local mora due to low supply from Negombo, Beruwala and Jaffna areas and the price ranged Rs.1700.00-1800.00/kg. In addition, price of imported kattawa has increased by 3%.

Compared to the same period of last year, current wholesale prices of most of the dried fish types have decreased in the range of 5%-44% and the highest price decrease was reported for local salaya.

Retail

In line with decreased wholesale prices, retail prices of most types of dried fish have also decreased due to low demand.

The highest prices decrease was reported for imported sprats Rs.178.00/kg followed by Rs.175.00/kg for kattawa and Rs.114.00/kg for local sprats.

However, prices of anguluwa and mora have increased by Rs.44.00/kg and Rs.6.00/kg respectively due to decreased supply.

Compared to the same period of last year, prices of most types of dried fish have decreased in the range of 2%-25% and the highest price decrease was reported for salaya.

Eggs

Wholesale

The prices of brown and white eggs have decreased by 2% and 4% respectively and their prices ranged Rs.48.00-52.00/egg and Rs.46.00-48.00/egg respectively.

Compared to the same period of last year, prices of both brown and white eggs have increased by 8% and 7% respectively.

Retail

Prices of both brown and white eggs have decreased by Rs.1.00/egg due to decreased farm gate price. The price ranged Rs.50.50-53.00/egg for brown eggs and the average price of a white egg was Rs.49.10.

Compared to the same period of last year, prices of both brown and white eggs have decreased by 9% and 6% respectively.

Meat

Retail

Prices of all types of meat except beef have decreased due to low demand. Price of skinless curry chicken has decreased by Rs.76.00/kg. Prices of mutton, skinless broiler chicken and pork have decreased by Rs.63.00/kg, Rs.11.00/kg and Rs.4.00/kg respectively.

Compared to the same period of last year, prices of most types of meat have increased in the range of 7%-8% and the highest price increase was reported for skinless broiler chicken.

EXPLANATORY NOTE

The Food Commodities Bulletin is a weekly publication containing information relating to wholesale and retail prices of selected food commodities in nine selected markets in and around Colombo and main markets in the major producing areas.

The information is analyzed and presented as prevailing prices, price ranges, averages, and a comparison of weekly prices. The changes in prices reported are always with price prevailed during the previous week unless otherwise stated.

The frequency of collection of wholesale price information is twice a week (i.e., Tuesday and Friday) while with retail prices, it is thrice a week (i.e., Friday, Monday, and Tuesday).

Table 01: Selected Markets: Wholesale Price of Rice (Rs/50kg bag)

Week 12: 15 - 21 March 2024

LOCATIONS	Rice Varieties													
	Samba 1		Samba 2		Keeri Samba		Nadu 1		Nadu 2		Raw Red		Raw White	
Colombo	11750	12000	11400	11500	15500	16250	10000	10400	9650	9750	8250	9000	9250	10000
Divulapitiya	-	-	-	-	-	-	-	-	-	-	-	-	-	-
Kurunegala	13000	13000	11250	11500	16000	17000	10600	10750	9250	9500	8750	9000	9250	9250
Nikaweratiya	12750	12750	11150	11500	17000	17500	10800	10900	9250	9500	9250	9750	9000	9500
Badulla	-	-	-	-	-	-	10500	10750	-	-	8000	8200	9250	9500
Puttalam	12000	12000	11250	11600	-	-	10750	10900	9250	9500	10150	10250	9500	9750
Dambulla	12250	12500	11500	11750	-	-	10300	10400	9500	9600	8750	9000	9400	9500
Anuradhapura	12250	12500	11500	11500	17500	17750	10750	10900	9750	10000	9750	10250	9250	10250
Tambuttegama	-	-	11250	11400	-	-	-	-	9400	9550	-	-	9050	9150
Polonnaruwa	12350	12600	11850	11900	17500	17500	10700	10750	9700	9750	10200	10250	9700	9750
Kalutara	-	-	11500	11600	-	-	-	-	9750	9900	8750	9000	9750	10000
Ampara	-	-	11500	11500	-	-	10900	10900	10000	10000	8250	8250	8750	9100
Kandy	11750	12000	11000	11250	16500	17000	10250	10500	9500	9900	8250	8750	9500	9900
Moneragala	12500	12750	11250	11250	17500	18000	10750	10850	9750	10250	8000	8250	8750	9250
Kegalle	-	-	-	-	-	-	-	-	-	-	-	-	-	-
Dehiattakandiya	12750	12750	-	-	17250	18750	10250	11000	10000	10000	10250	10250	9250	10000
Hambantota	11750	12000	-	-	-	-	-	-	-	-	7400	7750	9400	9750
Matara	-	-	-	-	-	-	10500	10800	-	-	7600	7750	9650	9800
Galle	12700	12750	-	-	18500	18500	10750	10900	-	-	7750	8000	9250	10000
Meegoda	-	-	11250	11500	-	-	-	-	9750	10000	7900	8100	9200	9400
Tissamaharama	12000	12500	11750	11750	16250	18750	10250	10750	9750	10000	7100	7700	8900	9900
Embilipitiya	-	-	11350	11450	-	-	10400	10500	-	-	7200	7300	8850	8950
Jaffna	11750	12000	-	-	16000	16500	-	-	9000	9750	8500	8700	10000	10250
Vavuniya	12000	12250	-	-	16000	16250	10000	10250	9000	9300	8250	8400	9900	10200
Mannar	-	-	-	-	-	-	-	-	-	-	-	-	-	-
Killinochchi	11750	12000	-	-	16250	16500	10000	10250	9250	9500	8250	8500	9750	10000
Mullattivu	-	-	-	-	-	-	-	-	-	-	-	-	-	-
Batticaloa	11850	12000	-	-	16500	16750	10100	10250	9500	9600	8450	8600	10050	10200
Trincomalee	11750	12000	-	-	16000	16250	10000	10250	9750	9900	8500	8750	10000	10250
Galenbindunuwew	11850	12500	11500	11500	17500	17500	10500	10850	9750	9750	10000	10250	9100	9500
Matale	12000	12500	11500	11650	11750	17250	10600	10850	9750	10000	8750	9250	9250	9750

Table 02: Selected Markets: Retail Price of Rice (Rs/kg)

Week 12: 15 - 21 March 2024

LOCATIONS	Rice Varieties													
	Samba 1		Samba 2		Keeri Samba		Nadu 1		Nadu 2		Raw Red		Raw White	
Colombo	230.00	270.00	-	-	350.00	380.00	220.00	230.00	-	-	180.00	210.00	210.00	220.00
Gampaha	-	-	-	-	-	-	-	-	-	-	-	-	-	-
Kurunegala	260.00	260.00	240.00	240.00	350.00	360.00	220.00	220.00	200.00	210.00	190.00	200.00	190.00	210.00
Nikaweratiya	270.00	270.00	230.00	230.00	360.00	360.00	220.00	220.00	190.00	200.00	195.00	210.00	190.00	210.00
Dambulla	250.00	255.00	238.00	245.00	350.00	360.00	214.00	216.00	195.00	205.00	185.00	190.00	190.00	195.00
Anuradhapura	250.00	260.00	230.00	235.00	360.00	370.00	220.00	220.00	200.00	210.00	200.00	210.00	190.00	210.00
Thambuththegama	270.00	275.00	230.00	240.00	370.00	380.00	220.00	220.00	200.00	210.00	205.00	210.00	193.00	210.00
Polonnaruwa	250.00	255.00	235.00	242.00	350.00	360.00	218.00	220.00	195.00	200.00	210.00	210.00	195.00	200.00
Kaluthara	255.00	260.00	-	-	-	-	220.00	230.00	-	-	205.00	210.00	210.00	215.00
Badulla	-	-	230.00	230.00	-	-	220.00	220.00	-	-	165.00	175.00	190.00	200.00
Keppetipola	-	-	235.00	240.00	-	-	214.00	216.00	202.00	205.00	168.00	172.00	195.00	200.00
Moneragala	260.00	270.00	220.00	230.00	360.00	370.00	220.00	220.00	200.00	210.00	165.00	170.00	180.00	190.00
Kegalle	270.00	275.00	-	-	390.00	400.00	215.00	220.00	195.00	205.00	210.00	210.00	210.00	220.00
Ampara	270.00	270.00	230.00	230.00	360.00	390.00	215.00	220.00	210.00	210.00	165.00	180.00	180.00	210.00
Dehiattakandiya	265.00	265.00	-	-	360.00	385.00	210.00	225.00	200.00	210.00	200.00	210.00	190.00	205.00
Nuwaraeliya	260.00	270.00	240.00	245.00	-	-	210.00	216.00	204.00	206.00	170.00	175.00	199.00	205.00
Kandy	250.00	260.00	230.00	235.00	360.00	370.00	218.00	220.00	200.00	205.00	185.00	200.00	195.00	210.00
Puttalam	-	-	230.00	245.00	-	-	220.00	225.00	190.00	195.00	205.00	210.00	195.00	200.00
Hambantota	240.00	250.00	-	-	350.00	370.00	220.00	230.00	-	-	155.00	160.00	195.00	200.00
Rathnapura	260.00	270.00	-	-	355.00	380.00	215.00	225.00	210.00	214.00	165.00	180.00	198.00	210.00
Matara	250.00	265.00	-	-	350.00	370.00	220.00	220.00	-	-	158.00	165.00	195.00	205.00
Galle	230.00	260.00	-	-	380.00	380.00	220.00	220.00	-	-	160.00	170.00	195.00	210.00
Tissamaharama	240.00	260.00	-	-	360.00	380.00	215.00	220.00	200.00	210.00	144.00	156.00	180.00	200.00
Meegoda (DEC)	-	-	230.00	240.00	-	-	-	-	200.00	210.00	170.00	190.00	195.00	200.00
Embilipitiya	230.00	250.00	-	-	-	-	210.00	220.00	200.00	205.00	148.00	189.00	190.00	205.00
Jaffna	248.00	255.00	-	-	330.00	350.00	210.00	210.00	190.00	200.00	180.00	185.00	205.00	215.00
Vavuniya	250.00	255.00	-	-	-	-	210.00	214.00	200.00	206.00	174.00	176.00	210.00	214.00
Mannar	-	-	-	-	-	-	-	-	-	-	-	-	-	-
Killinochchi	245.00	250.00	-	-	350.00	350.00	210.00	215.00	195.00	200.00	175.00	180.00	205.00	210.00
Mullaittivu	-	-	-	-	-	-	-	-	-	-	-	-	-	-
Batticaloa	245.00	250.00	-	-	-	-	210.00	215.00	196.00	200.00	175.00	180.00	208.00	210.00
Trincomalee	246.00	250.00	-	-	-	-	212.00	216.00	205.00	210.00	180.00	190.00	210.00	215.00
Hanguranketha	-	-	228.00	235.00	-	-	215.00	220.00	196.00	210.00	169.00	180.00	190.00	210.00
Veyangoda	250.00	260.00	230.00	240.00	350.00	360.00	220.00	220.00	196.00	200.00	195.00	195.00	200.00	200.00
Galenbindunuwewa	240.00	260.00	230.00	235.00	360.00	360.00	215.00	220.00	200.00	200.00	210.00	210.00	190.00	195.00
Bandarawela	-	-	-	-	-	-	-	-	-	-	-	-	-	-
Matale	250.00	260.00	235.00	240.00	350.00	360.00	215.00	220.00	200.00	210.00	190.00	200.00	195.00	205.00

Table 04: Selected Markets: Wholesale Price of Subsidiary Food (Rs/50kg)

Week 12: 15 - 21 March 2024

LOCATION	Dried Chillies	Red Onion		Big Onion	Potato			Pulses		
	Imported	Imported	Local		Imported	Welimada	Nuwara Eliya	Green Gram	Cowpea	Red Dhal
Colombo	37500 - 42500	11000 - 12000	12000 - 15000	22000 - 24000	8500 - 11500	15000 - 16000	16000 - 17500	55000 - 65000	35000 - 40000	14000 - 14400
Kurunegala	38000 - 42000	11500 - 14500	-	24000 - 24500	9250 - 9500	-	-	60000 - 70000	35000 - 47500	14200 - 17750
Nikaweratiya	39000 - 40750	12000 - 13750	-	23250 - 24250	9000 - 9750	-	-	55000 - 57500	34000 - 35000	14000 - 14400
Dehiattakandiya	40000 - 48500	12000 - 15000	-	25000 - 27500	9250 - 10500	-	-	50000 - 70000	30000 - 30000	14250 - 15250
Dambulla (DEC)	40000 - 41000	10000 - 11000	12500 - 12500	20500 - 24000	8500 - 9000	-	16000 - 16500	55000 - 57500	27500 - 30000	14100 - 14150
Anuradhapura	42500 - 46000	13000 - 13000	17500 - 17500	25000 - 27500	9500 - 10500	-	-	50000 - 65000	35000 - 45000	14500 - 15500
Thambuththegama	38750 - 42500	11500 - 12500	13500 - 15000	24000 - 25000	9400 - 9750	-	-	49000 - 50000	37500 - 37500	14500 - 15000
Polonnaruwa	43500 - 45000	-	16500 - 17500	26500 - 27500	10000 - 12000	-	20500 - 21500	50000 - 55000	35000 - 37500	15500 - 16000
Kaluthara	39000 - 40000	11750 - 12000	-	24000 - 24500	8900 - 9000	15750 - 16000	16750 - 17000	59000 - 60500	38000 - 40000	14250 - 14750
Puttalam	38000 - 42500	-	10000 - 12000	22000 - 25000	8500 - 9000	-	18500 - 19250	49000 - 52500	30000 - 42500	15000 - 15250
Kandy	40000 - 42500	12500 - 13000	13000 - 13500	24000 - 25000	9000 - 9750	15000 - 15500	16500 - 17000	59000 - 60000	39000 - 41000	14750 - 15000
Matara	44500 - 47000	12500 - 13000	-	24500 - 26000	9000 - 9500	-	18000 - 18250	55000 - 60000	45000 - 47500	15000 - 15500
Hambantota	41500 - 47500	12000 - 13000	-	24500 - 26000	8500 - 9250	-	-	45000 - 50000	47500 - 50000	14750 - 15750
Kegalle	38500 - 40000	12000 - 12300	-	25000 - 28000	8800 - 9000	-	16350 - 16650	59500 - 60000	35000 - 35500	15400 - 15500
Galle	42500 - 43750	12500 - 15000	-	24000 - 27500	9750 - 11000	-	20000 - 22000	60000 - 65000	50000 - 50000	15000 - 16000
Tissamaharama	44000 - 49000	-	14000 - 16000	24000 - 25000	10000 - 11000	-	19000 - 20000	50000 - 55000	35000 - 42500	15250 - 15750
Meegoda (DEC)	37500 - 41000	11250 - 12500	-	24000 - 25000	8750 - 9250	15000 - 16000	16500 - 17500	60000 - 62500	35000 - 47500	14250 - 14500
Jaffna	46500 - 47500	-	16000 - 16750	28500 - 29000	10500 - 11000	-	-	55000 - 56250	-	14750 - 15000
Vavuniya	42500 - 43500	13500 - 14000	-	31000 - 31500	11000 - 11500	-	-	60000 - 61000	-	15000 - 15400
Mannar	-	-	-	-	-	-	-	-	-	-
Killinochchi	42000 - 43000	13000 - 14000	-	30000 - 31500	10000 - 11000	-	-	57500 - 60000	-	14500 - 15000
Mullattivu	-	-	-	-	-	-	-	-	-	-
Batticaloa	42500 - 43250	12500 - 12750	18000 - 18500	27000 - 27750	10000 - 10250	17750 - 18250	22250 - 23000	60250 - 61000	42500 - 43250	15000 - 15250
Trincomalee	42500 - 45000	-	14000 - 16000	21500 - 22700	-	-	-	55000 - 57500	-	15500 - 15750
Galenbindunuwewa	42500 - 45500	14000 - 15000	-	25500 - 29000	9750 - 10250	-	-	57500 - 69000	40000 - 45000	14500 - 15000
Matale	40000 - 43000	15000 - 16000	-	23750 - 24500	9000 - 10000	-	-	60000 - 65000	35000 - 42500	14250 - 14500

Table 05: Selected Markets: Retail Price of Subsidiary Food Crops (Rs/kg)

Week 12: 15 - 21 March 2024

LOCATIONS	Dried Chillies	Red Onion		Big Onion	Potato			Pulses		
	Imported	Imported	Local		Imported	Welimada	Nuwara Eliya	Green Gram	Cowpea	Red Dhal
Colombo	1000.00 - 1200.00	300.00 - 400.00	400.00 - 450.00	500.00 - 600.00	200.00 - 240.00	-	400.00 - 440.00	1200.00 - 1400.00	1000.00 - 1300.00	320.00 - 360.00
Gampaha	-	-	-	-	-	-	-	-	-	-
Kurunegala	950.00 - 1000.00	320.00 - 400.00	-	550.00 - 680.00	200.00 - 260.00	-	420.00 - 460.00	1200.00 - 1200.00	1100.00 - 1200.00	340.00 - 360.00
Nikaweratiya	900.00 - 980.00	320.00 - 400.00	-	550.00 - 600.00	200.00 - 240.00	-	-	1100.00 - 1250.00	1000.00 - 1300.00	320.00 - 340.00
Dambulla	900.00 - 950.00	360.00 - 380.00	-	480.00 - 520.00	200.00 - 220.00	-	-	1250.00 - 1300.00	750.00 - 850.00	300.00 - 320.00
Anuradhapura	900.00 - 1100.00	300.00 - 400.00	-	520.00 - 600.00	220.00 - 240.00	-	-	1200.00 - 1400.00	800.00 - 950.00	310.00 - 340.00
Thambuththegama	950.00 - 1050.00	350.00 - 400.00	370.00 - 400.00	490.00 - 560.00	200.00 - 220.00	-	-	1150.00 - 1300.00	750.00 - 850.00	300.00 - 350.00
Polonnaruwa	950.00 - 1050.00	340.00 - 360.00	-	540.00 - 560.00	210.00 - 260.00	-	420.00 - 440.00	1100.00 - 1250.00	800.00 - 850.00	320.00 - 340.00
Kaluthara	1000.00 - 1100.00	-	400.00 - 440.00	540.00 - 580.00	200.00 - 220.00	380.00 - 400.00	400.00 - 420.00	1320.00 - 1360.00	900.00 - 940.00	310.00 - 320.00
Badulla	950.00 - 1000.00	300.00 - 350.00	-	500.00 - 600.00	220.00 - 240.00	360.00 - 400.00	-	1300.00 - 1400.00	800.00 - 800.00	320.00 - 320.00
Keppetipola	1100.00 - 1200.00	320.00 - 340.00	-	540.00 - 560.00	200.00 - 220.00	340.00 - 360.00	-	1280.00 - 1300.00	860.00 - 880.00	315.00 - 325.00
Moneragala	900.00 - 1100.00	320.00 - 400.00	-	560.00 - 640.00	200.00 - 240.00	-	-	1200.00 - 1400.00	800.00 - 950.00	300.00 - 340.00
Kegalle	900.00 - 920.00	320.00 - 400.00	-	480.00 - 640.00	200.00 - 240.00	-	400.00 - 420.00	1200.00 - 1300.00	750.00 - 840.00	310.00 - 380.00
Ampara	900.00 - 950.00	300.00 - 320.00	-	520.00 - 580.00	210.00 - 240.00	360.00 - 390.00	-	1150.00 - 1240.00	800.00 - 1120.00	300.00 - 320.00
Dehiattakandiya	900.00 - 1100.00	300.00 - 350.00	-	550.00 - 600.00	200.00 - 230.00	-	-	1100.00 - 1500.00	-	300.00 - 320.00
Nuwaraeliya	1100.00 - 1150.00	320.00 - 340.00	-	540.00 - 560.00	220.00 - 240.00	-	360.00 - 380.00	1300.00 - 1350.00	880.00 - 900.00	315.00 - 325.00
Kandy	970.00 - 1000.00	340.00 - 360.00	400.00 - 440.00	600.00 - 640.00	220.00 - 240.00	380.00 - 400.00	420.00 - 440.00	1300.00 - 1350.00	980.00 - 1020.00	330.00 - 350.00
Puttalam	900.00 - 950.00	-	360.00 - 400.00	520.00 - 600.00	220.00 - 260.00	-	440.00 - 480.00	1100.00 - 1200.00	750.00 - 1000.00	310.00 - 320.00
Rathnapura	980.00 - 1100.00	360.00 - 400.00	-	560.00 - 600.00	220.00 - 240.00	-	-	1300.00 - 1350.00	995.00 - 1100.00	320.00 - 340.00
Hambantota	900.00 - 1000.00	300.00 - 330.00	-	550.00 - 600.00	200.00 - 240.00	-	-	1100.00 - 1300.00	1100.00 - 1200.00	320.00 - 340.00
Matara	950.00 - 1000.00	300.00 - 350.00	-	550.00 - 600.00	220.00 - 240.00	-	400.00 - 420.00	1100.00 - 1300.00	1000.00 - 1100.00	320.00 - 330.00
Galle	950.00 - 1000.00	360.00 - 400.00	-	550.00 - 600.00	220.00 - 220.00	-	460.00 - 480.00	1250.00 - 1400.00	900.00 - 1100.00	320.00 - 330.00
Tissamaharama	900.00 - 1150.00	300.00 - 360.00	-	520.00 - 550.00	240.00 - 260.00	-	400.00 - 420.00	1100.00 - 1200.00	900.00 - 1100.00	315.00 - 335.00
Meegoda (DEC)	900.00 - 900.00	-	-	520.00 - 600.00	200.00 - 220.00	360.00 - 400.00	400.00 - 400.00	1200.00 - 1300.00	800.00 - 1040.00	300.00 - 380.00
Embilipitiya	1020.00 - 1200.00	300.00 - 350.00	-	510.00 - 560.00	200.00 - 260.00	360.00 - 380.00	-	1250.00 - 1400.00	800.00 - 950.00	300.00 - 390.00
Jaffna	980.00 - 1100.00	-	340.00 - 370.00	580.00 - 630.00	240.00 - 255.00	-	-	1150.00 - 1250.00	-	315.00 - 320.00
Vavuniya	950.00 - 1000.00	300.00 - 320.00	-	650.00 - 680.00	240.00 - 250.00	-	-	1250.00 - 1280.00	-	320.00 - 325.00
Mannar	-	-	-	-	-	-	-	-	-	-
Killinochchi	900.00 - 950.00	300.00 - 330.00	-	640.00 - 660.00	230.00 - 250.00	-	-	1250.00 - 1300.00	-	310.00 - 320.00
Mullaittivu	-	-	-	-	-	-	-	-	-	-
Batticaloa	900.00 - 925.00	300.00 - 320.00	400.00 - 420.00	580.00 - 620.00	240.00 - 250.00	400.00 - 440.00	480.00 - 520.00	1250.00 - 1280.00	900.00 - 925.00	318.00 - 324.00
Trincomalee	950.00 - 1050.00	300.00 - 315.00	380.00 - 420.00	580.00 - 620.00	200.00 - 230.00	-	-	1200.00 - 1250.00	-	320.00 - 330.00
Hanguranketha	950.00 - 1000.00	300.00 - 340.00	-	560.00 - 650.00	200.00 - 250.00	-	-	1200.00 - 1350.00	800.00 - 900.00	300.00 - 306.00
Veyangoda	900.00 - 1000.00	-	400.00 - 450.00	560.00 - 600.00	220.00 - 240.00	-	400.00 - 480.00	1200.00 - 1400.00	1000.00 - 1200.00	320.00 - 320.00
Galenbindunuwewa	900.00 - 950.00	320.00 - 380.00	-	540.00 - 620.00	210.00 - 220.00	-	-	1200.00 - 1450.00	850.00 - 950.00	300.00 - 320.00
Bandarawela	-	-	-	-	-	-	-	-	-	-
Matale	900.00 - 1000.00	350.00 - 400.00	-	500.00 - 560.00	200.00 - 220.00	-	-	1250.00 - 1400.00	900.00 - 950.00	300.00 - 310.00

Table 06: Selected Markets: Wholesale Price of Vegetables(Rs/kg)

Week 12: 15 - 21 March 2024

Locations	Butter Beans	Green Beans	Carrot	Leeks	Beetroot	Knolkhol
Colombo	-	150.00 - 200.00	250.00 - 350.00	150.00 - 200.00	180.00 - 200.00	80.00 - 120.00
Meegoda (DEC)	-	120.00 - 160.00	300.00 - 320.00	220.00 - 250.00	190.00 - 230.00	80.00 - 120.00
Dambulla (DEC)	-	120.00 - 150.00	250.00 - 330.00	180.00 - 220.00	160.00 - 200.00	50.00 - 70.00
Keppetipola (DEC)	-	100.00 - 130.00	240.00 - 250.00	150.00 - 170.00	180.00 - 200.00	100.00 - 150.00
Norochchole (DEC)	-	-	-	-	150.00 - 180.00	-
Nuwara Eliya	-	100.00 - 140.00	260.00 - 270.00	190.00 - 200.00	190.00 - 220.00	120.00 - 140.00
Kandy	-	150.00 - 170.00	280.00 - 300.00	200.00 - 210.00	180.00 - 200.00	70.00 - 90.00
Hambantota	-	200.00 - 250.00	350.00 - 400.00	240.00 - 250.00	250.00 - 300.00	180.00 - 200.00
Thambuththegama (DEC)	-	170.00 - 200.00	300.00 - 340.00	200.00 - 220.00	190.00 - 220.00	70.00 - 100.00
Jaffna	-	210.00 - 220.00	355.00 - 370.00	250.00 - 270.00	200.00 - 220.00	-
Bandarawela	-	-	-	-	-	-
Veyangoda	-	160.00 - 180.00	260.00 - 270.00	180.00 - 220.00	170.00 - 220.00	80.00 - 120.00

Locations	Raddish	Cabbage	Tomato	Ladies Fingers	Brinjal	Capsicum
Colombo	50.00 - 60.00	300.00 - 400.00	150.00 - 250.00	60.00 - 80.00	180.00 - 250.00	300.00 - 500.00
Meegoda (DEC)	80.00 - 90.00	320.00 - 350.00	130.00 - 180.00	60.00 - 110.00	200.00 - 220.00	450.00 - 600.00
Moneragala	100.00 - 110.00	450.00 - 500.00	220.00 - 300.00	160.00 - 170.00	250.00 - 270.00	500.00 - 550.00
Dambulla (DEC)	25.00 - 30.00	280.00 - 330.00	100.00 - 130.00	60.00 - 80.00	130.00 - 160.00	350.00 - 500.00
Keppetipola (DEC)	20.00 - 30.00	240.00 - 260.00	100.00 - 130.00	60.00 - 80.00	130.00 - 160.00	500.00 - 550.00
Norochchole (DEC)	25.00 - 40.00	250.00 - 300.00	150.00 - 200.00	60.00 - 80.00	120.00 - 150.00	300.00 - 400.00
Nuwara Eliya	60.00 - 80.00	310.00 - 320.00	100.00 - 140.00	70.00 - 90.00	150.00 - 160.00	500.00 - 540.00
Kandy	40.00 - 60.00	300.00 - 330.00	150.00 - 160.00	80.00 - 90.00	150.00 - 200.00	400.00 - 500.00
Hambantota	80.00 - 120.00	350.00 - 420.00	120.00 - 160.00	100.00 - 150.00	150.00 - 200.00	400.00 - 450.00
Thambuththegama (DEC)	30.00 - 55.00	350.00 - 400.00	90.00 - 120.00	40.00 - 60.00	70.00 - 130.00	300.00 - 400.00
Tissamaharama	50.00 - 100.00	420.00 - 440.00	200.00 - 230.00	100.00 - 120.00	100.00 - 120.00	600.00 - 680.00
Jaffna	75.00 - 85.00	210.00 - 230.00	155.00 - 165.00	200.00 - 220.00	140.00 - 150.00	210.00 - 225.00
Bandarawela	-	-	-	-	-	-
Veyangoda	40.00 - 70.00	310.00 - 350.00	140.00 - 180.00	60.00 - 100.00	180.00 - 240.00	450.00 - 500.00

Locations	Pumpkin	Cucumber	Bitter Gourd	Snake Gourd	Drumstick	Luffa
Colombo	140.00 - 180.00	30.00 - 50.00	160.00 - 200.00	120.00 - 160.00	300.00 - 400.00	120.00 - 140.00
Meegoda (DEC)	180.00 - 190.00	40.00 - 70.00	160.00 - 250.00	170.00 - 200.00	-	130.00 - 150.00
Moneragala	220.00 - 250.00	80.00 - 100.00	250.00 - 300.00	200.00 - 230.00	-	150.00 - 200.00
Dambulla (DEC)	110.00 - 150.00	30.00 - 40.00	130.00 - 160.00	90.00 - 110.00	-	60.00 - 90.00
Keppetipola (DEC)	160.00 - 180.00	50.00 - 60.00	170.00 - 190.00	100.00 - 120.00	-	80.00 - 100.00
Norochchole (DEC)	-	25.00 - 40.00	180.00 - 250.00	80.00 - 120.00	350.00 - 450.00	80.00 - 120.00
Nuwara Eliya	170.00 - 190.00	80.00 - 100.00	180.00 - 200.00	120.00 - 130.00	-	90.00 - 100.00
Kandy	150.00 - 180.00	60.00 - 70.00	180.00 - 200.00	130.00 - 150.00	250.00 - 350.00	120.00 - 140.00
Hambantota	220.00 - 250.00	60.00 - 80.00	250.00 - 300.00	150.00 - 200.00	350.00 - 400.00	180.00 - 200.00
Thambuththegama (DEC)	90.00 - 130.00	30.00 - 45.00	130.00 - 160.00	100.00 - 120.00	-	70.00 - 100.00
Tissamaharama	150.00 - 200.00	20.00 - 30.00	250.00 - 280.00	150.00 - 180.00	250.00 - 280.00	120.00 - 160.00
Jaffna	145.00 - 155.00	60.00 - 75.00	260.00 - 275.00	100.00 - 115.00	730.00 - 760.00	-
Bandarawela	-	-	-	-	-	-
Veyangoda	160.00 - 180.00	45.00 - 80.00	150.00 - 200.00	140.00 - 160.00	350.00 - 400.00	100.00 - 150.00

Table 06 (Contd.)

	Long Beans	Ash Plantain	Green Chillies	Lime	Sweet Potatoe	Manioc
Colombo	100.00 - 130.00	200.00 - 250.00	200.00 - 250.00	150.00 - 200.00	170.00 - 220.00	140.00 - 160.00
Meegoda (DEC)	100.00 - 140.00	200.00 - 260.00	250.00 - 280.00	250.00 - 260.00	190.00 - 200.00	110.00 - 140.00
Moneragala	200.00 - 220.00	150.00 - 200.00	350.00 - 400.00	250.00 - 300.00	180.00 - 220.00	80.00 - 120.00
Dambulla (DEC)	70.00 - 90.00	150.00 - 170.00	160.00 - 220.00	180.00 - 220.00	170.00 - 200.00	100.00 - 120.00
Keppetipola (DEC)	80.00 - 90.00	160.00 - 170.00	200.00 - 230.00	180.00 - 200.00	170.00 - 180.00	120.00 - 130.00
Norochchole (DEC)	80.00 - 110.00	-	150.00 - 200.00	-	-	100.00 - 140.00
Nuwara Eliya	90.00 - 100.00	170.00 - 190.00	230.00 - 260.00	200.00 - 220.00	190.00 - 200.00	130.00 - 140.00
Kandy	100.00 - 130.00	200.00 - 230.00	250.00 - 280.00	180.00 - 200.00	150.00 - 170.00	110.00 - 120.00
Hambantota	150.00 - 200.00	180.00 - 200.00	290.00 - 310.00	200.00 - 250.00	150.00 - 200.00	150.00 - 180.00
Thambuththegama (DEC)	70.00 - 100.00	100.00 - 150.00	180.00 - 250.00	170.00 - 200.00	160.00 - 200.00	90.00 - 110.00
Tissamaharama	150.00 - 200.00	150.00 - 180.00	260.00 - 280.00	200.00 - 220.00	200.00 - 220.00	130.00 - 150.00
Jaffna	260.00 - 285.00	140.00 - 155.00	255.00 - 270.00	110.00 - 120.00	100.00 - 125.00	80.00 - 90.00
Bandarawela	-	-	-	-	-	-
Veyangoda	80.00 - 120.00	210.00 - 270.00	220.00 - 250.00	230.00 - 260.00	190.00 - 200.00	120.00 - 140.00

Locations	Leafy Vegetables (Rs/bundle)			Coconut (Rs/nut)	
	Mukunuwenna	Kankun	Gotukola	Large	Small
Colombo	30.00 - 35.00	30.00 - 35.00	240.00 - 250.00	90.00 - 105.00	80.00 - 85.00
Meegoda (DEC)	60.00 - 60.00	60.00 - 60.00	180.00 - 240.00	100.00 - 110.00	85.00 - 95.00
Norochchole (DEC)	50.00 - 60.00	50.00 - 60.00	120.00 - 130.00	90.00 - 100.00	70.00 - 80.00
Nuwara Eliya	-	-	-	-	-
Dambulla (DEC)	25.00 - 30.00	25.00 - 30.00	115.00 - 125.00	80.00 - 85.00	65.00 - 70.00
Kandy	45.00 - 50.00	50.00 - 55.00	240.00 - 250.00	90.00 - 95.00	65.00 - 75.00
Hambantota	50.00 - 60.00	50.00 - 60.00	210.00 - 240.00	-	-
Thambuththegama (DEC)	30.00 - 40.00	30.00 - 40.00	-	83.00 - 90.00	-
Tissamaharama	20.00 - 30.00	20.00 - 30.00	120.00 - 150.00	90.00 - 110.00	60.00 - 80.00
Jaffna	80.00 - 90.00	40.00 - 45.00	140.00 - 150.00	78.00 - 84.00	50.00 - 52.00
Bandarawela	-	-	-	-	-
Veyangoda	40.00 - 40.00	40.00 - 40.00	-	95.00 - 98.00	-

Colombo, Meegoda, Norochchole, Jaffna, Dambulla and Kandy - Gotukola Price Rs/Kg

Table 07: Selected Markets: Retail Price of Vegetables (Rs/kg)

Week 12: 15 - 21 March 2024

LOCATIONS	Up Country Varieties																
	Butter Beans		Green Beans		Carrot		Leeks		Beetroot		Knol Khol		Raddish		Cabbage		Tomato
Colombo	-	220.00 - 400.00	300.00 - 560.00	240.00 - 400.00	280.00 - 420.00	200.00 - 360.00	100.00 - 260.00	420.00 - 600.00	240.00 - 480.00								
Gampaha	-	-	-	-	-	-	-	-	-								
Kurunegala	-	320.00 - 380.00	440.00 - 500.00	340.00 - 400.00	450.00 - 480.00	260.00 - 320.00	200.00 - 260.00	540.00 - 600.00	340.00 - 480.00								
Nikaweratiya	-	320.00 - 400.00	480.00 - 600.00	320.00 - 400.00	320.00 - 400.00	240.00 - 320.00	120.00 - 160.00	540.00 - 600.00	320.00 - 480.00								
Dambulla	-	260.00 - 300.00	400.00 - 420.00	350.00 - 380.00	360.00 - 400.00	260.00 - 280.00	120.00 - 140.00	560.00 - 580.00	280.00 - 300.00								
Anuradhapura	-	320.00 - 400.00	480.00 - 600.00	320.00 - 400.00	320.00 - 400.00	200.00 - 360.00	120.00 - 200.00	500.00 - 600.00	320.00 - 400.00								
Thambuththegama	-	250.00 - 300.00	380.00 - 460.00	300.00 - 340.00	260.00 - 320.00	180.00 - 220.00	90.00 - 140.00	450.00 - 520.00	200.00 - 260.00								
Polonnaruwa	-	400.00 - 420.00	520.00 - 560.00	300.00 - 380.00	320.00 - 380.00	300.00 - 350.00	120.00 - 160.00	600.00 - 660.00	350.00 - 400.00								
Kaluthara	-	280.00 - 320.00	300.00 - 350.00	320.00 - 360.00	340.00 - 360.00	200.00 - 220.00	100.00 - 120.00	420.00 - 460.00	360.00 - 380.00								
Badulla	-	230.00 - 250.00	350.00 - 400.00	320.00 - 320.00	320.00 - 320.00	240.00 - 240.00	120.00 - 150.00	400.00 - 480.00	240.00 - 280.00								
Keppetipola	-	180.00 - 200.00	320.00 - 340.00	240.00 - 260.00	260.00 - 280.00	220.00 - 240.00	80.00 - 100.00	340.00 - 360.00	220.00 - 240.00								
Moneragala	-	260.00 - 320.00	400.00 - 480.00	300.00 - 320.00	360.00 - 420.00	240.00 - 360.00	140.00 - 160.00	600.00 - 620.00	320.00 - 400.00								
Kegalle	-	280.00 - 380.00	480.00 - 540.00	360.00 - 400.00	360.00 - 400.00	320.00 - 360.00	240.00 - 280.00	560.00 - 600.00	360.00 - 400.00								
Ampara	-	240.00 - 280.00	320.00 - 480.00	320.00 - 320.00	320.00 - 360.00	280.00 - 320.00	160.00 - 200.00	440.00 - 520.00	320.00 - 400.00								
Dehiattakandiya	-	280.00 - 320.00	400.00 - 420.00	280.00 - 320.00	320.00 - 440.00	240.00 - 320.00	120.00 - 240.00	420.00 - 460.00	380.00 - 480.00								
Nuwaraeliya	-	200.00 - 220.00	360.00 - 380.00	280.00 - 320.00	300.00 - 320.00	220.00 - 240.00	160.00 - 200.00	400.00 - 420.00	240.00 - 260.00								
Kandy	-	300.00 - 320.00	480.00 - 500.00	300.00 - 320.00	300.00 - 320.00	180.00 - 200.00	160.00 - 180.00	480.00 - 520.00	300.00 - 320.00								
Puttalam	-	400.00 - 440.00	440.00 - 520.00	400.00 - 420.00	400.00 - 480.00	-	200.00 - 240.00	560.00 - 620.00	320.00 - 400.00								
Hambantota	-	230.00 - 260.00	380.00 - 440.00	290.00 - 320.00	320.00 - 400.00	240.00 - 280.00	120.00 - 150.00	480.00 - 540.00	200.00 - 250.00								
Rathnapura	-	240.00 - 240.00	400.00 - 480.00	280.00 - 340.00	320.00 - 320.00	240.00 - 260.00	100.00 - 120.00	580.00 - 600.00	400.00 - 480.00								
Matara	-	200.00 - 240.00	320.00 - 380.00	240.00 - 300.00	300.00 - 360.00	200.00 - 260.00	100.00 - 140.00	500.00 - 550.00	200.00 - 240.00								
Galle	-	180.00 - 200.00	350.00 - 400.00	240.00 - 280.00	280.00 - 300.00	-	100.00 - 120.00	460.00 - 480.00	240.00 - 280.00								
Tissamaharama	-	220.00 - 260.00	400.00 - 430.00	270.00 - 280.00	320.00 - 400.00	250.00 - 300.00	120.00 - 200.00	450.00 - 500.00	240.00 - 320.00								
Meegoda (DEC)	-	200.00 - 250.00	400.00 - 450.00	320.00 - 350.00	280.00 - 320.00	180.00 - 240.00	160.00 - 170.00	400.00 - 500.00	280.00 - 320.00								
Embilipitiya	-	300.00 - 400.00	440.00 - 480.00	240.00 - 260.00	350.00 - 400.00	200.00 - 280.00	100.00 - 140.00	480.00 - 520.00	300.00 - 360.00								
Jaffna	-	250.00 - 280.00	390.00 - 430.00	300.00 - 340.00	250.00 - 280.00	-	100.00 - 120.00	250.00 - 280.00	200.00 - 240.00								
Vavuniya	-	400.00 - 450.00	600.00 - 650.00	400.00 - 440.00	400.00 - 440.00	-	240.00 - 260.00	450.00 - 500.00	400.00 - 460.00								
Mannar	-	-	-	-	-	-	-	-	-								
Killinochchi	-	400.00 - 420.00	580.00 - 620.00	380.00 - 420.00	380.00 - 420.00	-	230.00 - 250.00	440.00 - 460.00	380.00 - 420.00								
Mullaittivu	-	-	-	-	-	-	-	-	-								
Batticaloa	-	400.00 - 420.00	560.00 - 600.00	400.00 - 420.00	380.00 - 400.00	360.00 - 380.00	160.00 - 200.00	550.00 - 600.00	400.00 - 420.00								
Trincomalee	-	400.00 - 450.00	520.00 - 600.00	390.00 - 440.00	380.00 - 450.00	-	240.00 - 260.00	480.00 - 540.00	420.00 - 450.00								
Hanguranketha	-	200.00 - 250.00	350.00 - 400.00	260.00 - 300.00	250.00 - 260.00	160.00 - 180.00	100.00 - 120.00	420.00 - 450.00	220.00 - 250.00								
Veyangoda	-	320.00 - 340.00	400.00 - 480.00	320.00 - 400.00	360.00 - 400.00	320.00 - 320.00	160.00 - 240.00	520.00 - 560.00	320.00 - 360.00								
Galenbindunuwewa	-	320.00 - 400.00	480.00 - 560.00	340.00 - 360.00	320.00 - 400.00	200.00 - 320.00	100.00 - 120.00	400.00 - 640.00	320.00 - 360.00								
Bandarawela	-	-	-	-	-	-	-	-	-								
Matale	-	200.00 - 240.00	360.00 - 400.00	280.00 - 320.00	280.00 - 320.00	260.00 - 300.00	120.00 - 160.00	480.00 - 520.00	240.00 - 280.00								

Table 07 (Contd.)

LOCATIONS	Low Country Varieties																			
	Ladies Fingers		Brinjal		Capsicum		Pumpkin		Cucumber		Bitter Gourd		Snake Gourd		Drumstick		Luffa		Long Beans	
Colombo	120.00 -	340.00	240.00 -	420.00	460.00 -	1000.00	180.00 -	360.00	90.00 -	260.00	240.00 -	480.00	200.00 -	400.00	460.00 -	1200.00	160.00 -	400.00	200.00 -	400.00
Gampaha	-		-		-		-		-		-		-		-		-		-	
Kurunegala	240.00 -	280.00	280.00 -	320.00	650.00 -	800.00	280.00 -	320.00	140.00 -	160.00	380.00 -	440.00	280.00 -	320.00	600.00 -	800.00	240.00 -	320.00	260.00 -	320.00
Nikaweratiya	200.00 -	240.00	240.00 -	320.00	480.00 -	600.00	300.00 -	320.00	120.00 -	160.00	320.00 -	400.00	200.00 -	240.00	400.00 -	400.00	180.00 -	240.00	240.00 -	320.00
Dambulla	180.00 -	200.00	240.00 -	280.00	760.00 -	800.00	260.00 -	300.00	100.00 -	120.00	300.00 -	380.00	260.00 -	300.00	-		200.00 -	220.00	160.00 -	200.00
Anuradhapura	160.00 -	240.00	240.00 -	280.00	600.00 -	700.00	240.00 -	320.00	140.00 -	160.00	300.00 -	380.00	240.00 -	280.00	-		200.00 -	240.00	200.00 -	280.00
Thambuthhegama	100.00 -	160.00	200.00 -	280.00	520.00 -	620.00	160.00 -	240.00	80.00 -	120.00	240.00 -	300.00	170.00 -	220.00	-		140.00 -	220.00	140.00 -	200.00
Polonnaruwa	120.00 -	200.00	240.00 -	260.00	650.00 -	680.00	300.00 -	340.00	160.00 -	220.00	350.00 -	380.00	240.00 -	300.00	-		250.00 -	300.00	180.00 -	200.00
Kaluthara	280.00 -	320.00	300.00 -	340.00	700.00 -	740.00	280.00 -	320.00	100.00 -	140.00	300.00 -	320.00	280.00 -	320.00	-		320.00 -	360.00	280.00 -	320.00
Badulla	240.00 -	240.00	240.00 -	320.00	450.00 -	600.00	300.00 -	320.00	100.00 -	120.00	320.00 -	320.00	240.00 -	320.00	600.00 -	600.00	200.00 -	240.00	240.00 -	240.00
Keppetipola	150.00 -	160.00	240.00 -	260.00	600.00 -	650.00	240.00 -	260.00	150.00 -	160.00	260.00 -	280.00	200.00 -	220.00	-		150.00 -	160.00	180.00 -	200.00
Moneragala	200.00 -	240.00	280.00 -	400.00	600.00 -	720.00	320.00 -	360.00	120.00 -	160.00	320.00 -	400.00	280.00 -	320.00	-		240.00 -	320.00	240.00 -	320.00
Kegalle	240.00 -	280.00	280.00 -	320.00	660.00 -	700.00	240.00 -	280.00	120.00 -	160.00	280.00 -	320.00	280.00 -	320.00	480.00 -	520.00	240.00 -	280.00	280.00 -	320.00
Ampara	240.00 -	320.00	280.00 -	360.00	720.00 -	800.00	300.00 -	320.00	180.00 -	260.00	320.00 -	360.00	320.00 -	400.00	520.00 -	520.00	240.00 -	320.00	200.00 -	320.00
Dehiattakandiya	160.00 -	200.00	200.00 -	240.00	460.00 -	520.00	280.00 -	340.00	120.00 -	180.00	320.00 -	480.00	240.00 -	320.00	-		200.00 -	240.00	200.00 -	240.00
Nuwaraeliya	180.00 -	200.00	250.00 -	280.00	650.00 -	680.00	260.00 -	280.00	170.00 -	200.00	280.00 -	300.00	220.00 -	240.00	380.00 -	400.00	180.00 -	200.00	190.00 -	220.00
Kandy	180.00 -	200.00	360.00 -	400.00	650.00 -	700.00	260.00 -	300.00	120.00 -	140.00	320.00 -	360.00	200.00 -	240.00	-		200.00 -	240.00	200.00 -	240.00
Puttalam	140.00 -	200.00	340.00 -	400.00	450.00 -	640.00	300.00 -	360.00	180.00 -	220.00	400.00 -	440.00	300.00 -	340.00	500.00 -	600.00	300.00 -	320.00	280.00 -	320.00
Rathnapura	140.00 -	160.00	240.00 -	280.00	600.00 -	680.00	320.00 -	340.00	120.00 -	120.00	380.00 -	460.00	280.00 -	320.00	600.00 -	600.00	260.00 -	320.00	200.00 -	280.00
Hambantota	170.00 -	200.00	200.00 -	260.00	480.00 -	580.00	300.00 -	320.00	80.00 -	100.00	380.00 -	420.00	200.00 -	220.00	380.00 -	400.00	240.00 -	260.00	200.00 -	240.00
Matara	150.00 -	200.00	200.00 -	280.00	480.00 -	600.00	300.00 -	320.00	80.00 -	100.00	380.00 -	400.00	200.00 -	220.00	380.00 -	400.00	200.00 -	220.00	220.00 -	280.00
Galle	160.00 -	180.00	200.00 -	250.00	540.00 -	600.00	240.00 -	260.00	80.00 -	100.00	280.00 -	300.00	180.00 -	220.00	350.00 -	400.00	200.00 -	280.00	200.00 -	280.00
Tissamaharama	140.00 -	200.00	160.00 -	240.00	700.00 -	780.00	200.00 -	280.00	60.00 -	100.00	320.00 -	480.00	200.00 -	240.00	300.00 -	350.00	180.00 -	240.00	220.00 -	260.00
Meegoda (DEC)	150.00 -	240.00	270.00 -	320.00	550.00 -	720.00	200.00 -	280.00	140.00 -	160.00	280.00 -	400.00	250.00 -	320.00	-		200.00 -	240.00	160.00 -	200.00
Embilipitiya	160.00 -	240.00	280.00 -	320.00	500.00 -	650.00	240.00 -	320.00	60.00 -	100.00	320.00 -	400.00	280.00 -	320.00	350.00 -	400.00	200.00 -	240.00	280.00 -	320.00
Jaffna	250.00 -	280.00	170.00 -	200.00	240.00 -	280.00	180.00 -	220.00	100.00 -	140.00	300.00 -	340.00	130.00 -	160.00	800.00 -	840.00	-		300.00 -	340.00
Vavuniya	400.00 -	440.00	300.00 -	350.00	650.00 -	700.00	300.00 -	340.00	160.00 -	180.00	400.00 -	460.00	200.00 -	250.00	-		300.00 -	340.00	400.00 -	420.00
Mannar	-		-		-		-		-		-		-		-		-		-	
Killinochchi	350.00 -	400.00	280.00 -	320.00	640.00 -	660.00	280.00 -	320.00	160.00 -	180.00	400.00 -	440.00	200.00 -	230.00	-		-		400.00 -	440.00
Mullaittivu	-		-		-		-		-		-		-		-		-		-	
Batticaloa	320.00 -	360.00	360.00 -	400.00	600.00 -	650.00	300.00 -	320.00	200.00 -	240.00	400.00 -	440.00	300.00 -	320.00	750.00 -	800.00	300.00 -	320.00	300.00 -	320.00
Trincomalee	420.00 -	450.00	380.00 -	420.00	650.00 -	700.00	290.00 -	320.00	200.00 -	240.00	450.00 -	480.00	370.00 -	400.00	720.00 -	800.00	280.00 -	320.00	320.00 -	350.00
Hanguranketha	130.00	150.00	280.00	290.00	580.00	650.00	230.00	250.00	100.00	140.00	230.00	260.00	180.00	200.00	-		170.00	200.00	160.00	180.00
Veyangoda	280.00 -	320.00	320.00 -	340.00	600.00 -	800.00	320.00 -	320.00	160.00 -	200.00	400.00 -	420.00	320.00 -	320.00	-		240.00 -	320.00	320.00 -	340.00
Galenbindunuwewa	200.00 -	240.00	240.00 -	280.00	560.00 -	600.00	260.00 -	320.00	120.00 -	140.00	280.00 -	360.00	200.00 -	240.00	-		200.00 -	240.00	200.00 -	240.00
Bandarawela	-		-		-		-		-		-		-		-		-		-	
Matale	140.00 -	160.00	240.00 -	280.00	560.00 -	600.00	220.00 -	240.00	100.00 -	120.00	280.00 -	300.00	200.00 -	240.00	400.00 -	480.00	160.00 -	200.00	200.00 -	240.00

Table 07 (Contd.)

LOCATIONS	Low Country Varieties					Leafy Vegetable			Coconut (Rs/nut)	
	Ash Plantain	Green Chillies	Lime	Sweet Potato	Manioc	Mukunuwenna	Kankun	Gotukola	Large	Small
Colombo	250.00 - 480.00	300.00 - 600.00	260.00 - 600.00	200.00 - 400.00	160.00 - 260.00	50.00 - 80.00	50.00 - 80.00	90.00 - 110.00	100.00 - 130.00	85.00 - 100.00
Gampaha	-	-	-	-	-	-	-	-	-	-
Kurunegala	320.00 - 380.00	500.00 - 600.00	300.00 - 450.00	220.00 - 260.00	200.00 - 240.00	50.00 - 50.00	50.00 - 50.00	30.00 - 30.00	100.00 - 110.00	80.00 - 90.00
Nikaweratiya	240.00 - 320.00	400.00 - 600.00	500.00 - 600.00	200.00 - 240.00	150.00 - 160.00	50.00 - 50.00	50.00 - 50.00	60.00 - 60.00	80.00 - 90.00	65.00 - 75.00
Dambulla	300.00 - 360.00	300.00 - 400.00	300.00 - 400.00	260.00 - 280.00	200.00 - 220.00	50.00 - 60.00	50.00 - 60.00	50.00 - 60.00	100.00 - 120.00	80.00 - 85.00
Anuradhapura	320.00 - 400.00	400.00 - 600.00	300.00 - 400.00	200.00 - 280.00	240.00 - 260.00	50.00 - 60.00	50.00 - 60.00	50.00 - 60.00	100.00 - 120.00	60.00 - 90.00
Thambuththegama	160.00 - 220.00	280.00 - 400.00	280.00 - 400.00	220.00 - 280.00	140.00 - 180.00	40.00 - 50.00	40.00 - 50.00	-	85.00 - 100.00	-
Polonnaruwa	250.00 - 300.00	450.00 - 480.00	300.00 - 350.00	200.00 - 250.00	160.00 - 180.00	50.00 - 60.00	50.00 - 50.00	50.00 - 50.00	90.00 - 120.00	75.00 - 85.00
Kaluthara	340.00 - 380.00	280.00 - 320.00	300.00 - 340.00	240.00 - 280.00	170.00 - 190.00	70.00 - 80.00	60.00 - 70.00	80.00 - 100.00	110.00 - 120.00	95.00 - 100.00
Badulla	320.00 - 320.00	400.00 - 500.00	250.00 - 300.00	-	160.00 - 180.00	80.00 - 80.00	80.00 - 80.00	100.00 - 100.00	120.00 - 120.00	80.00 - 110.00
Keppetipola	240.00 - 260.00	350.00 - 400.00	280.00 - 300.00	260.00 - 280.00	180.00 - 190.00	60.00 - 65.00	60.00 - 65.00	45.00 - 55.00	115.00 - 118.00	100.00 - 106.00
Moneragala	240.00 - 280.00	400.00 - 600.00	400.00 - 440.00	260.00 - 320.00	100.00 - 140.00	50.00 - 60.00	50.00 - 60.00	70.00 - 80.00	120.00 - 130.00	90.00 - 100.00
Kegalle	320.00 - 360.00	400.00 - 500.00	400.00 - 450.00	280.00 - 360.00	180.00 - 200.00	70.00 - 80.00	70.00 - 80.00	40.00 - 50.00	110.00 - 120.00	90.00 - 100.00
Ampara	240.00 - 320.00	500.00 - 600.00	200.00 - 300.00	280.00 - 360.00	140.00 - 140.00	70.00 - 80.00	50.00 - 60.00	50.00 - 60.00	100.00 - 110.00	90.00 - 95.00
Dehiattakandiya	280.00 - 320.00	400.00 - 600.00	200.00 - 400.00	180.00 - 200.00	160.00 - 200.00	50.00 - 70.00	50.00 - 70.00	50.00 - 70.00	85.00 - 90.00	70.00 - 75.00
Nuwaraeliya	300.00 - 320.00	400.00 - 450.00	300.00 - 320.00	280.00 - 300.00	230.00 - 250.00	60.00 - 70.00	65.00 - 70.00	50.00 - 60.00	118.00 - 120.00	105.00 - 110.00
Kandy	320.00 - 360.00	500.00 - 550.00	300.00 - 320.00	240.00 - 260.00	160.00 - 200.00	60.00 - 70.00	60.00 - 70.00	50.00 - 60.00	100.00 - 120.00	75.00 - 85.00
Puttalam	300.00 - 360.00	400.00 - 600.00	280.00 - 360.00	250.00 - 320.00	180.00 - 220.00	70.00 - 70.00	60.00 - 70.00	40.00 - 40.00	95.00 - 105.00	75.00 - 85.00
Rathnapura	280.00 - 300.00	480.00 - 600.00	300.00 - 400.00	280.00 - 340.00	130.00 - 160.00	80.00 - 80.00	80.00 - 80.00	100.00 - 100.00	110.00 - 130.00	80.00 - 90.00
Hambanthota	240.00 - 260.00	400.00 - 420.00	300.00 - 320.00	200.00 - 240.00	200.00 - 240.00	60.00 - 70.00	60.00 - 70.00	80.00 - 90.00	110.00 - 130.00	70.00 - 90.00
Matara	220.00 - 240.00	400.00 - 420.00	280.00 - 320.00	200.00 - 240.00	180.00 - 200.00	55.00 - 60.00	55.00 - 60.00	100.00 - 120.00	120.00 - 130.00	80.00 - 95.00
Galle	200.00 - 240.00	380.00 - 400.00	250.00 - 300.00	200.00 - 250.00	160.00 - 200.00	60.00 - 70.00	60.00 - 60.00	80.00 - 100.00	100.00 - 130.00	90.00 - 100.00
Tissamaharama	200.00 - 260.00	300.00 - 350.00	250.00 - 350.00	250.00 - 320.00	200.00 - 250.00	40.00 - 45.00	40.00 - 45.00	60.00 - 80.00	100.00 - 120.00	70.00 - 90.00
Meegoda (DEC)	300.00 - 400.00	300.00 - 400.00	300.00 - 400.00	260.00 - 320.00	130.00 - 160.00	100.00 - 100.00	100.00 - 100.00	100.00 - 100.00	110.00 - 120.00	90.00 - 100.00
Embilipitiya	200.00 - 240.00	400.00 - 480.00	350.00 - 400.00	280.00 - 350.00	150.00 - 170.00	50.00 - 70.00	30.00 - 50.00	80.00 - 100.00	120.00 - 130.00	80.00 - 110.00
Jaffna	175.00 - 200.00	300.00 - 340.00	150.00 - 180.00	150.00 - 190.00	120.00 - 140.00	100.00 - 110.00	50.00 - 60.00	60.00 - 75.00	90.00 - 110.00	60.00 - 65.00
Vavuniya	240.00 - 260.00	500.00 - 540.00	300.00 - 340.00	250.00 - 270.00	180.00 - 200.00	60.00 - 70.00	65.00 - 70.00	100.00 - 120.00	100.00 - 120.00	70.00 - 90.00
Mannar	-	-	-	-	-	-	-	-	-	-
Killinochchi	230.00 - 250.00	500.00 - 540.00	300.00 - 330.00	230.00 - 250.00	150.00 - 170.00	55.00 - 60.00	45.00 - 50.00	50.00 - 55.00	90.00 - 100.00	50.00 - 60.00
Mullaittivu	-	-	-	-	-	-	-	-	-	-
Batticaloa	360.00 - 400.00	480.00 - 520.00	320.00 - 350.00	240.00 - 250.00	160.00 - 170.00	70.00 - 80.00	60.00 - 70.00	50.00 - 50.00	90.00 - 95.00	60.00 - 70.00
Trincomalee	320.00 350.00	480.00 520.00	280.00 320.00	240.00 260.00	170.00 185.00	75.00 80.00	70.00 75.00	50.00 55.00	118.00 130.00	70.00 75.00
Hanguranketha	250.00 - 300.00	400.00 - 500.00	350.00 - 400.00	220.00 - 250.00	160.00 - 180.00	45.00 - 60.00	45.00 - 60.00	45.00 - 60.00	102.00 - 115.00	75.00 - 90.00
Veyangoda	360.00 - 400.00	500.00 - 600.00	400.00 - 500.00	280.00 - 320.00	200.00 - 200.00	60.00 - 70.00	60.00 - 70.00	30.00 - 30.00	120.00 - 120.00	80.00 - 100.00
Galenbindunuwewa	-	400.00 - 600.00	200.00 - 300.00	-	160.00 - 200.00	50.00 - 60.00	50.00 - 60.00	50.00 - 60.00	100.00 - 120.00	70.00 - 80.00
Bandarawela	-	-	-	-	-	-	-	-	-	-
Matale	300.00 - 340.00	400.00 - 460.00	320.00 - 400.00	240.00 - 260.00	180.00 - 200.00	60.00 - 70.00	70.00 - 80.00	70.00 - 80.00	100.00 - 110.00	75.00 - 85.00

Table 08: Selected Markets: Retail Price of Fruits (Rs/each & Rs/kg)

Week 12: 15 - 21 March 2024

19

LOCATIONS	Banana					Pineapple			Mango	
	Ambul (Rs/kg)	Kolikuttu (Rs/kg)	Seeni (Rs/kg)	Anamalu	Ambun	Large	Medium	Small	Betti	Karthakolomban
Colombo	180.00 - 260.00	350.00 - 480.00	160.00 - 260.00	28.00 - 34.00	38.00 - 45.00	700.00 - 750.00	550.00 - 680.00	480.00 - 580.00	-	-
Gampaha	-	-	-	-	-	-	-	-	-	-
Kurunegala	150.00 - 200.00	360.00 - 400.00	150.00 - 200.00	20.00 - 25.00	45.00 - 50.00	800.00 - 900.00	500.00 - 600.00	280.00 - 300.00	-	-
Nikaweratiya	180.00 - 220.00	420.00 - 450.00	180.00 - 220.00	-	47.00 - 50.00	900.00 - 1000.00	750.00 - 850.00	600.00 - 700.00	-	-
Dambulla	180.00 - 200.00	460.00 - 500.00	180.00 - 200.00	-	53.00 - 56.00	850.00 - 900.00	680.00 - 700.00	380.00 - 400.00	-	-
Anuradhapura	200.00 - 240.00	400.00 - 500.00	180.00 - 220.00	28.00 - 32.00	40.00 - 50.00	900.00 - 1050.00	750.00 - 820.00	600.00 - 670.00	-	-
Thambuththegama	180.00 - 220.00	400.00 - 460.00	160.00 - 200.00	35.00 - 40.00	48.00 - 50.00	975.00 - 1000.00	780.00 - 815.00	-	-	-
Polonnaruwa	240.00 - 260.00	400.00 - 480.00	140.00 - 160.00	30.00 - 35.00	-	900.00 - 980.00	700.00 - 750.00	600.00 - 650.00	-	-
Kaluthara	220.00 - 240.00	380.00 - 400.00	200.00 - 220.00	34.00 - 36.00	41.00 - 43.00	700.00 - 720.00	580.00 - 600.00	-	-	-
Badulla	160.00 - 180.00	400.00 - 450.00	120.00 - 120.00	20.00 - 22.00	28.00 - 30.00	800.00 - 800.00	650.00 - 700.00	-	-	-
Keppetipola	220.00 - 230.00	360.00 - 380.00	180.00 - 200.00	26.00 - 28.00	45.00 - 48.00	-	680.00 - 700.00	500.00 - 520.00	-	-
Moneragala	130.00 - 150.00	280.00 - 350.00	100.00 - 120.00	18.00 - 25.00	25.00 - 30.00	940.00 - 970.00	-	-	-	-
Kegalle	180.00 - 200.00	380.00 - 450.00	180.00 - 220.00	20.00 - 25.00	25.00 - 30.00	-	600.00 - 700.00	350.00 - 500.00	-	-
Ampara	160.00 - 160.00	300.00 - 350.00	100.00 - 120.00	22.00 - 23.00	25.00 - 29.00	-	-	600.00 - 600.00	-	-
Dehiattakandiya	200.00 - 230.00	500.00 - 550.00	160.00 - 180.00	-	42.00 - 50.00	700.00 - 780.00	600.00 - 650.00	400.00 - 500.00	-	-
Nuwaraeliya	230.00 - 250.00	380.00 - 400.00	220.00 - 230.00	28.00 - 30.00	47.00 - 50.00	-	700.00 - 720.00	540.00 - 550.00	-	-
Kandy	200.00 - 220.00	380.00 - 400.00	160.00 - 200.00	23.00 - 25.00	38.00 - 43.00	850.00 - 950.00	600.00 - 700.00	350.00 - 450.00	-	-
Puttalam	150.00 - 200.00	380.00 - 500.00	160.00 - 200.00	25.00 - 28.00	-	800.00 - 900.00	-	300.00 - 350.00	-	-
Rathnapura	180.00 - 190.00	250.00 - 300.00	180.00 - 180.00	30.00 - 37.00	41.00 - 50.00	700.00 - 750.00	600.00 - 650.00	450.00 - 550.00	-	-
Hambantota	150.00 - 180.00	330.00 - 350.00	150.00 - 180.00	25.00 - 28.00	30.00 - 33.00	950.00 - 980.00	750.00 - 800.00	450.00 - 520.00	-	-
Matara	160.00 - 180.00	350.00 - 360.00	160.00 - 180.00	23.00 - 25.00	32.00 - 35.00	900.00 - 950.00	675.00 - 800.00	350.00 - 450.00	-	-
Galle	160.00 - 200.00	360.00 - 400.00	180.00 - 200.00	36.00 - 38.00	38.00 - 40.00	-	650.00 - 700.00	580.00 - 620.00	-	-
Tissamaharama	150.00 - 160.00	300.00 - 350.00	150.00 - 160.00	27.00 - 33.00	30.00 - 37.00	-	600.00 - 650.00	480.00 - 560.00	-	-
Meegoda (DEC)	180.00 - 200.00	320.00 - 350.00	180.00 - 200.00	43.00 - 50.00	50.00 - 52.00	970.00 - 980.00	745.00 - 750.00	570.00 - 580.00	-	-
Embilipitiya	80.00 - 140.00	300.00 - 380.00	120.00 - 140.00	25.00 - 30.00	30.00 - 40.00	700.00 - 700.00	550.00 - 650.00	400.00 - 500.00	-	-
Jaffna	100.00 - 120.00	250.00 - 300.00	90.00 - 110.00	-	-	800.00 - 900.00	600.00 - 700.00	450.00 - 550.00	-	-
Vavuniya	150.00 - 180.00	350.00 - 400.00	150.00 - 170.00	34.00 - 36.00	38.00 - 45.00	750.00 - 800.00	600.00 - 650.00	400.00 - 500.00	-	-
Mannar	-	-	-	-	-	-	-	-	-	-
Killinochchi	140.00 - 160.00	350.00 - 400.00	130.00 - 150.00	30.00 - 34.00	-	850.00 - 900.00	660.00 - 700.00	550.00 - 600.00	-	-
Mullaittivu	-	-	-	-	-	-	-	-	-	-
Batticaloa	180.00 - 200.00	440.00 - 450.00	150.00 - 160.00	25.00 - 28.00	-	-	600.00 - 640.00	450.00 - 500.00	-	-
Trincomalee	210.00 - 220.00	420.00 - 450.00	170.00 - 180.00	-	-	750.00 - 780.00	565.00 - 580.00	455.00 - 465.00	-	-
Veyangoda	200.00 - 260.00	400.00 - 500.00	180.00 - 230.00	20.00 - 25.00	32.00 - 44.00	950.00 - 1000.00	700.00 - 800.00	600.00 - 650.00	-	-
Galenbindunuwewa	160.00 - 200.00	400.00 - 450.00	180.00 - 200.00	30.00 - 35.00	40.00 - 50.00	900.00 - 1050.00	800.00 - 850.00	700.00 - 750.00	-	-
Bandarawela	-	-	-	-	-	-	-	-	-	-
Matale	170.00 - 200.00	420.00 - 480.00	160.00 - 180.00	30.00 - 32.00	45.00 - 48.00	780.00 - 850.00	600.00 - 680.00	450.00 - 500.00	-	-

Table 08 (Contd.)

LOCATIONS	Mango		Other Fruits							
	Vilad	Kohu	Papaw (Rs/kg)	Passion	Wood Apple	Orange	Avocado	Slime Apple	Grapes (Rs/kg)	King Coconut
Colombo	-	-	200.00 - 400.00	130.00 - 200.00	120.00 - 220.00	50.00 - 120.00	120.00 - 210.00	45.00 - 100.00	2000.00 - 2800.00	180.00 - 220.00
Gampaha	-	-	-	-	-	-	-	-	-	-
Kurunegala	-	-	200.00 - 240.00	80.00 - 80.00	100.00 - 150.00	40.00 - 60.00	100.00 - 140.00	60.00 - 100.00	2500.00 - 2500.00	140.00 - 150.00
Nikaweratiya	-	-	180.00 - 200.00	-	-	40.00 - 50.00	130.00 - 150.00	60.00 - 80.00	2300.00 - 2500.00	100.00 - 120.00
Dambulla	-	-	240.00 - 260.00	50.00 - 60.00	80.00 - 80.00	60.00 - 80.00	160.00 - 180.00	60.00 - 80.00	2500.00 - 2600.00	140.00 - 150.00
Anuradhapura	-	-	220.00 - 280.00	-	60.00 - 80.00	80.00 - 100.00	130.00 - 150.00	60.00 - 100.00	2500.00 - 3000.00	160.00 - 180.00
Thambuththegama	-	-	250.00 - 320.00	-	-	-	80.00 - 100.00	60.00 - 80.00	2000.00 - 2200.00	120.00 - 120.00
Polonnaruwa	-	-	220.00 - 280.00	-	50.00 - 60.00	-	100.00 - 160.00	50.00 - 60.00	2500.00 - 3000.00	140.00 - 160.00
Kaluthara	-	-	280.00 - 320.00	-	120.00 - 140.00	80.00 - 100.00	-	80.00 - 100.00	2300.00 - 2400.00	150.00 - 160.00
Badulla	-	-	320.00 - 370.00	80.00 - 80.00	80.00 - 80.00	50.00 - 80.00	-	50.00 - 60.00	2200.00 - 2500.00	160.00 - 200.00
Keppetipola	-	-	250.00 - 260.00	-	110.00 - 120.00	80.00 - 90.00	90.00 - 100.00	-	2600.00 - 2660.00	150.00 - 160.00
Moneragala	-	-	200.00 - 250.00	-	60.00 - 80.00	60.00 - 80.00	80.00 - 120.00	50.00 - 70.00	2500.00 - 2800.00	130.00 - 150.00
Kegalle	-	-	300.00 - 350.00	-	75.00 - 90.00	100.00 - 100.00	-	50.00 - 60.00	2500.00 - 2600.00	130.00 - 150.00
Ampara	-	-	220.00 - 220.00	-	-	60.00 - 60.00	83.00 - 83.00	-	-	120.00 - 140.00
Dehiattakandiya	-	-	220.00 - 250.00	-	60.00 - 70.00	80.00 - 100.00	-	50.00 - 60.00	2500.00 - 3000.00	100.00 - 130.00
Nuwareliya	-	-	260.00 - 280.00	120.00 - 130.00	130.00 - 140.00	90.00 - 100.00	80.00 - 100.00	120.00 - 140.00	2600.00 - 2650.00	150.00 - 170.00
Kandy	-	-	280.00 - 300.00	90.00 - 100.00	70.00 - 80.00	50.00 - 60.00	100.00 - 130.00	50.00 - 70.00	2000.00 - 2500.00	140.00 - 150.00
Puttalam	-	-	200.00 - 260.00	-	-	55.00 - 65.00	-	-	2800.00 - 3000.00	120.00 - 140.00
Hambantota	-	-	220.00 - 250.00	-	90.00 - 100.00	50.00 - 80.00	-	50.00 - 70.00	2200.00 - 2500.00	120.00 - 140.00
Rathnapura	-	-	230.00 - 300.00	-	80.00 - 120.00	60.00 - 80.00	-	70.00 - 110.00	2500.00 - 2800.00	100.00 - 150.00
Matara	-	-	230.00 - 250.00	85.00 - 100.00	90.00 - 100.00	50.00 - 70.00	140.00 - 160.00	45.00 - 55.00	2000.00 - 2200.00	130.00 - 150.00
Galle	-	-	220.00 - 320.00	110.00 - 130.00	75.00 - 100.00	100.00 - 110.00	150.00 - 180.00	100.00 - 120.00	2500.00 - 2500.00	120.00 - 150.00
Tissamaharama	-	-	200.00 - 250.00	70.00 - 80.00	50.00 - 60.00	60.00 - 80.00	-	32.00 - 41.00	2000.00 - 2300.00	120.00 - 130.00
Meegoda (DEC)	-	-	260.00 - 280.00	-	-	-	-	50.00 - 60.00	2000.00 - 2500.00	130.00 - 150.00
Embilipitiya	-	-	250.00 - 280.00	40.00 - 50.00	100.00 - 130.00	40.00 - 60.00	120.00 - 140.00	25.00 - 30.00	2200.00 - 2500.00	130.00 - 150.00
Jaffna	-	-	200.00 - 220.00	140.00 - 160.00	60.00 - 70.00	45.00 - 60.00	100.00 - 130.00	-	2800.00 - 3000.00	160.00 - 180.00
Vavuniya	-	-	200.00 - 250.00	70.00 - 85.00	85.00 - 100.00	50.00 - 60.00	-	-	2400.00 - 2500.00	180.00 - 200.00
Mannar	-	-	-	-	-	-	-	-	-	-
Killinochchi	-	-	200.00 - 250.00	-	100.00 - 120.00	-	-	-	2400.00 - 2500.00	180.00 - 200.00
Mullaittivu	-	-	-	-	-	-	-	-	-	-
Batticaloa	-	-	220.00 - 240.00	70.00 - 75.00	120.00 - 130.00	45.00 - 50.00	180.00 - 200.00	-	2100.00 - 2200.00	140.00 - 150.00
Trincomalee	-	-	200.00 - 215.00	95.00 - 100.00	58.00 - 62.00	85.00 - 88.00	96.00 - 98.00	-	2400.00 - 2450.00	145.00 - 155.00
Veyangoda	-	-	280.00 - 350.00	115.00 - 115.00	100.00 - 150.00	60.00 - 80.00	-	60.00 - 100.00	2500.00 - 3000.00	150.00 - 200.00
Galenbindunuwewa	-	-	250.00 - 280.00	-	-	-	130.00 - 150.00	-	2500.00 - 2800.00	150.00 - 180.00
Bandarawela	-	-	-	-	-	-	-	-	-	-
Matale	-	-	260.00 - 300.00	-	100.00 - 120.00	45.00 - 60.00	150.00 - 170.00	50.00 - 60.00	2400.00 - 2600.00	130.00 - 150.00

Table 09: Selected Markets: Wholesale Price of Fresh Fish & Eggs (Rs/kg & Rs/egg)

Week 12: 15 - 21 March 2024

Locations	Sea Fish					
	Salaya	Hurulla	Balaya	Kelawalla	Thora	Paraw
Colombo	200.00 – 300.00	500.00 – 600.00	500.00 – 600.00	850.00 – 950.00	1500.00 – 2300.00	1150.00 – 1350.00
Kandy	300.00 – 320.00	650.00 – 680.00	700.00 – 800.00	1000.00 – 1200.00	1900.00 – 2100.00	1100.00 – 1200.00
Kaluthara	260.00 – 320.00	740.00 – 780.00	580.00 – 620.00	1400.00 – 1500.00	-	1000.00 – 1060.00
Puttalam	250.00 – 320.00	580.00 – 650.00	500.00 – 650.00	1000.00 – 1150.00	2200.00 – 2350.00	1000.00 – 1150.00
Matara	250.00 – 300.00	600.00 – 650.00	700.00 – 750.00	1200.00 – 1300.00	-	-
Hambantota	300.00 – 350.00	-	550.00 – 650.00	1000.00 – 1100.00	-	-
Galle	-	-	600.00 – 600.00	900.00 – 1100.00	1600.00 – 1800.00	950.00 – 1000.00
Batticaloa	200.00 – 280.00	600.00 – 700.00	400.00 – 500.00	1200.00 – 1300.00	1500.00 – 1600.00	1200.00 – 1300.00
Trincomalee	340.00 – 360.00	800.00 – 860.00	-	-	2000.00 – 2080.00	1750.00 – 1780.00
Mannar	-	-	-	-	-	-

Locations	Sea Fish				Eggs	
	Mora	Shrimps	Thalapath	Teppeli	Brown	White
Colombo	850.00 – 1000.00	1900.00 – 2200.00	1200.00 – 1700.00	-	48.00 – 52.00	46.00 – 48.00
Kandy	1000.00 – 1100.00	1600.00 – 1700.00	1900.00 – 2000.00	-	48.00 – 49.00	46.00 – 47.00
Kaluthara	-	-	1300.00 – 1400.00	-	-	-
Puttalam	1250.00 – 1400.00	1000.00 – 1400.00	2200.00 – 2300.00	-	50.00 – 51.00	48.00 – 50.00
Matara	1100.00 – 1150.00	2000.00 – 2100.00	1750.00 – 1800.00	-	48.00 – 49.00	46.00 – 47.50
Hambantota	-	2000.00 – 2100.00	-	-	-	47.00 – 49.00
Galle	-	-	-	-	-	44.00 – 46.00
Batticaloa	1000.00 – 1100.00	1100.00 – 1200.00	1200.00 – 1350.00	-	51.00 – 52.00	51.00 – 52.00
Trincomalee	1760.00 – 1800.00	1050.00 – 1100.00	-	-	52.00 – 53.00	50.00 – 52.00
Mannar	-	-	-	-	-	-

Table 10: Selected Markets: Wholesale Price of Dried Fish (Rs/50kg)

Week 12: 15 - 21 March 2024

Locations	Local Dried Fish					
	Sprats	Kattawa	Thora	Mora	Balaya	Anguluwa
Colombo	55000 – 65000	-	-	85000 – 90000	37500 – 45000	-
Kandy	68000 – 70000	-	-	90000 – 92500	45000 – 47500	-
Batticaloa	40000 – 45000	90000 – 100000	92500 – 102500	100000 – 105000	40000 – 45000	40000 – 45000
Trincomalee	53500 – 56000	-	-	-	46000 – 47000	50000 – 51500
Mannar	-	-	-	-	-	-

Locations	Local Dried Fish			Imported Dried Fish		
	Maduwa	Koduwa	Salaya	Sprats	Kattawa	Thora
Colombo	62500 – 70000	-	17500 – 22500	37500 – 47500	62500 – 67500	-
Kandy	65000 – 70000	-	25000 – 28000	42500 – 45000	72500 – 75000	-
Batticaloa	57500 – 62500	-	35000 – 40000	50000 – 55000	-	-
Trincomalee	46000 – 47000	-	42000 – 43000	45000 – 47000	96800 – 97500	-
Mannar	-	-	-	-	-	-

Locations	Imported Dried Fish					
	Mora	Balaya	Anguluwa	Maduwa	Koduwa	Salaya
Colombo	-	-	67500 – 75000	-	-	-
Kandy	-	-	-	-	-	-
Batticaloa	-	-	-	-	-	-
Trincomalee	-	-	-	-	-	-
Mannar	-	-	-	-	-	-

Table 11: Selected Markets: Retail Price of Fresh Fish & Eggs (Rs/kg & Rs/eggs)

Week 12: 15 - 21 March 2024

LOCATIONS	Sea Fish								Eggs											
	Salaya		Hurulla		Balaya		Kelawalla		Thora		Paraw		Mora		Thalapath		Brown		White	
Colombo	300.00	500.00	630.00	1100.00	600.00	1000.00	1000.00	2000.00	2200.00	3600.00	1400.00	2200.00	-	-	1650.00	2800.00	50.50	53.00	48.00	50.00
Gampaha	-	-	-	-	-	-	-	-	-	-	-	-	-	-	-	-	-	-	-	-
Kurunegala	560.00	600.00	800.00	900.00	1200.00	1400.00	1900.00	2000.00	-	-	1500.00	1600.00	-	-	2400.00	2400.00	-	-	40.00	50.00
Nikaweratiya	500.00	500.00	900.00	900.00	900.00	900.00	1800.00	1800.00	2600.00	2600.00	1600.00	1800.00	-	-	2400.00	2400.00	55.00	55.00	50.00	55.00
Dambulla	400.00	450.00	900.00	1000.00	700.00	860.00	1600.00	1800.00	-	-	1200.00	1300.00	1400.00	1500.00	1800.00	2000.00	51.00	52.00	50.00	51.00
Anuradhapura	440.00	500.00	900.00	1000.00	750.00	900.00	1800.00	2000.00	-	-	1350.00	1400.00	-	-	2300.00	2600.00	-	-	50.00	50.00
Thambuththegama	400.00	500.00	1000.00	1000.00	800.00	1000.00	2000.00	2200.00	2600.00	2800.00	1400.00	1600.00	-	-	2800.00	3000.00	-	-	48.00	51.00
Polonnaruwa	600.00	650.00	1000.00	1000.00	1100.00	1200.00	1800.00	2100.00	2200.00	2400.00	1500.00	1600.00	1600.00	1700.00	2000.00	2200.00	-	-	50.00	55.00
Kaluthara	380.00	420.00	940.00	980.00	840.00	880.00	900.00	950.00	-	-	1700.00	1800.00	-	-	1750.00	1850.00	-	-	46.00	47.00
Badulla	480.00	480.00	800.00	800.00	900.00	1200.00	1200.00	1200.00	2200.00	2400.00	1400.00	1600.00	1600.00	1600.00	2200.00	2400.00	48.00	52.00	47.00	50.00
Keppetipola	440.00	460.00	840.00	860.00	900.00	1000.00	1550.00	1600.00	-	-	1400.00	1500.00	1350.00	1400.00	1700.00	1800.00	53.00	55.00	50.00	53.00
Moneragala	400.00	450.00	900.00	1000.00	700.00	900.00	1800.00	2000.00	-	-	-	-	1700.00	1800.00	2300.00	2500.00	-	-	50.00	50.00
Kegalle	500.00	600.00	1000.00	1100.00	1500.00	1600.00	1700.00	2000.00	-	-	1700.00	1800.00	1700.00	1800.00	2200.00	2400.00	54.00	56.00	50.00	53.00
Ampara	-	-	-	-	1400.00	1400.00	-	-	-	-	-	-	-	-	-	-	46.00	46.00	42.00	48.00
Dehiattakandiya	-	-	-	-	-	-	-	-	-	-	-	-	-	-	-	-	47.00	50.00	47.00	50.00
Nuwareliya	460.00	480.00	880.00	900.00	960.00	980.00	1600.00	1700.00	-	-	-	-	1500.00	1600.00	1800.00	1900.00	53.00	55.00	50.00	52.00
Kandy	420.00	440.00	780.00	800.00	900.00	1000.00	1800.00	1900.00	2500.00	2600.00	1400.00	1500.00	1500.00	1560.00	2200.00	2300.00	56.00	58.00	53.00	55.00
Puttalam	300.00	450.00	700.00	800.00	600.00	750.00	1200.00	1400.00	2400.00	2500.00	1100.00	1250.00	1500.00	1650.00	2400.00	2550.00	52.00	53.00	51.00	52.00
Hambantota	450.00	550.00	750.00	800.00	1100.00	1200.00	2000.00	2100.00	-	-	-	-	-	-	-	-	-	-	49.00	50.00
Rathnapura	500.00	500.00	900.00	900.00	1000.00	1000.00	1800.00	1800.00	3000.00	3000.00	2000.00	2000.00	1600.00	1600.00	2200.00	2200.00	46.00	47.00	44.00	46.00
Matara	450.00	500.00	800.00	850.00	1200.00	1250.00	2000.00	2000.00	-	-	-	-	1600.00	1700.00	2300.00	2400.00	49.00	51.00	47.00	50.00
Galle	350.00	400.00	750.00	850.00	1000.00	1100.00	2200.00	2400.00	2400.00	2600.00	1500.00	1600.00	1600.00	1800.00	2400.00	2600.00	46.00	48.00	44.00	46.00
Tissamaharama	380.00	450.00	800.00	900.00	900.00	1000.00	1800.00	2000.00	-	-	-	-	-	-	-	-	-	-	45.00	50.00
Meegoda	400.00	420.00	700.00	800.00	800.00	800.00	2000.00	2000.00	-	-	-	-	-	-	2600.00	2700.00	46.00	48.00	44.00	48.00
Embilipitiya	500.00	600.00	750.00	800.00	1200.00	1300.00	2000.00	2200.00	2200.00	2250.00	1700.00	1800.00	-	-	2200.00	2250.00	50.00	52.00	42.00	47.00
Jaffna	400.00	450.00	800.00	850.00	1000.00	1100.00	-	-	2500.00	2600.00	1500.00	1600.00	2500.00	2600.00	-	-	49.00	50.00	50.00	52.00
Vavuniya	500.00	560.00	800.00	900.00	900.00	1000.00	2000.00	2200.00	2100.00	2200.00	1400.00	1600.00	2000.00	2200.00	2200.00	2300.00	50.00	52.00	49.00	50.00
Mannar	-	-	-	-	-	-	-	-	-	-	-	-	-	-	-	-	-	-	-	-
Killinochchi	400.00	450.00	600.00	650.00	800.00	1000.00	-	-	-	-	1400.00	1500.00	2500.00	2600.00	-	-	52.00	53.00	50.00	51.00
Mullaitivu	-	-	-	-	-	-	-	-	-	-	-	-	-	-	-	-	-	-	-	-
Batticaloa	400.00	500.00	900.00	1000.00	1100.00	1200.00	2000.00	2100.00	2300.00	2400.00	2000.00	2100.00	2000.00	2100.00	2000.00	2200.00	53.00	54.00	53.00	54.00
Trincomalee	500.00	550.00	1000.00	1080.00	1220.00	1260.00	2250.00	2300.00	2340.00	2400.00	1880.00	1960.00	1940.00	1980.00	-	-	54.00	56.00	53.00	55.00
Veyangoda	400.00	400.00	800.00	800.00	1000.00	1000.00	2000.00	2000.00	-	-	-	-	-	-	2400.00	2400.00	48.00	50.00	46.00	50.00
Galenbindunuwewa	500.00	500.00	900.00	900.00	800.00	1300.00	2000.00	2000.00	2500.00	2500.00	2200.00	2200.00	1800.00	1800.00	2400.00	2400.00	-	-	50.00	55.00
Bandarawela	-	-	-	-	-	-	-	-	-	-	-	-	-	-	-	-	-	-	-	-
Matale	500.00	580.00	800.00	850.00	1000.00	1100.00	1900.00	2000.00	2200.00	2400.00	1700.00	1800.00	1600.00	1700.00	2200.00	2300.00	49.00	51.00	47.00	49.00

Table 12: Selected Markets: Retail Price of Dried Fish (Rs/kg)

Week 12: 15 - 21 March 2024

LOCATIONS	Dried Fish													
	Sprats-Imported		Kattawa		Thora		Mora		Balaya		Anguluwa		Salaya	
Colombo	1000.00	1200.00	1800.00	2300.00	-	-	2000.00	2500.00	1300.00	1800.00	2200.00	2400.00	800.00	900.00
Gampaha	-	-	-	-	-	-	-	-	-	-	-	-	-	-
Kurunegala	1100.00	1200.00	2000.00	2100.00	3000.00	3100.00	2200.00	2300.00	1200.00	1200.00	1600.00	1600.00	800.00	1000.00
Nikaweratiya	1200.00	1400.00	1800.00	2000.00	-	-	2000.00	2200.00	1200.00	1400.00	1600.00	2200.00	800.00	1000.00
Dambulla	1000.00	1100.00	2200.00	2300.00	-	-	2200.00	2400.00	1300.00	1400.00	1800.00	2200.00	-	-
Anuradhapura	1000.00	1200.00	2000.00	2400.00	-	-	2000.00	2400.00	1200.00	1600.00	2000.00	2400.00	1000.00	1200.00
Thambuththegama	1100.00	1300.00	2000.00	2400.00	-	-	-	-	1200.00	1300.00	1650.00	1800.00	900.00	1000.00
Polonnaruwa	1100.00	1250.00	1800.00	1800.00	-	-	2100.00	2200.00	1100.00	1200.00	1200.00	1500.00	-	-
Kaluthara	1120.00	1200.00	2000.00	2200.00	-	-	2000.00	2200.00	1500.00	1600.00	1800.00	1900.00	900.00	1000.00
Badulla	1000.00	1200.00	2000.00	2200.00	-	-	2000.00	2200.00	1000.00	1200.00	-	-	-	-
Keppetipola	1250.00	1280.00	2250.00	2260.00	-	-	2360.00	2380.00	1350.00	1360.00	2150.00	2180.00	960.00	980.00
Moneragala	1000.00	1400.00	2000.00	2100.00	-	-	2000.00	2200.00	1400.00	1450.00	2000.00	2200.00	-	-
Kegalle	1150.00	1250.00	2000.00	2200.00	-	-	2000.00	2100.00	1200.00	1300.00	-	-	-	-
Ampara	1030.00	1100.00	1800.00	2400.00	-	-	2200.00	2300.00	1580.00	1600.00	-	-	-	-
Dehiattakandiya	1000.00	1200.00	2000.00	2200.00	-	-	2300.00	2300.00	1300.00	1400.00	1200.00	1300.00	-	-
Nuwaraeliya	1260.00	1350.00	2380.00	2400.00	-	-	2280.00	2300.00	1450.00	1480.00	2160.00	2200.00	960.00	1000.00
Kandy	1100.00	1300.00	2000.00	2400.00	-	-	2300.00	2400.00	1450.00	1600.00	2000.00	2100.00	1000.00	1100.00
Puttalam	1000.00	1100.00	2100.00	2350.00	2500.00	2650.00	1800.00	2200.00	1250.00	1350.00	1250.00	1600.00	750.00	800.00
Hambantota	1200.00	1250.00	1900.00	2100.00	-	-	-	-	1100.00	1300.00	2000.00	2100.00	-	-
Rathnapura	1000.00	1320.00	2000.00	2400.00	-	-	2120.00	2200.00	1200.00	1280.00	1800.00	2100.00	800.00	900.00
Matara	1150.00	1200.00	1900.00	2000.00	-	-	1900.00	2000.00	1200.00	1500.00	1800.00	2000.00	-	-
Galle	1000.00	1400.00	1800.00	2200.00	-	-	2200.00	2600.00	1250.00	1600.00	1600.00	2000.00	800.00	900.00
Tissamaharama	1000.00	1300.00	1800.00	2000.00	-	-	2000.00	2200.00	1000.00	1500.00	1800.00	2100.00	1100.00	1200.00
Mee goda	1000.00	1200.00	1600.00	2200.00	3200.00	3200.00	2000.00	2200.00	1200.00	1400.00	1800.00	2000.00	1000.00	1200.00
Embilipitiya	1200.00	1350.00	2000.00	2300.00	-	-	2200.00	2300.00	1550.00	1800.00	2100.00	2400.00	800.00	1000.00
Jaffna	1000.00	1200.00	1800.00	2000.00	3100.00	3250.00	2150.00	2300.00	1280.00	1350.00	1200.00	1300.00	-	-
Vavuniya	-	-	1800.00	1900.00	-	-	2200.00	2400.00	1400.00	1500.00	1000.00	1150.00	1000.00	1100.00
Mannar	-	-	-	-	-	-	-	-	-	-	-	-	-	-
Killinochchi	1000.00	1100.00	2400.00	2500.00	-	-	-	-	1400.00	1500.00	1000.00	1100.00	800.00	1000.00
Mullaittivu	-	-	-	-	-	-	-	-	-	-	-	-	-	-
Batticaloa	1000.00	1100.00	2000.00	2200.00	-	-	2200.00	2300.00	1000.00	1100.00	1000.00	1100.00	900.00	1000.00
Trincomalee	1400.00	1450.00	2250.00	2300.00	-	-	-	-	1150.00	1200.00	1100.00	1160.00	960.00	1000.00
Veyangoda	1000.00	1200.00	1800.00	2000.00	-	-	2000.00	2000.00	1200.00	1400.00	1600.00	2000.00	800.00	1040.00
Galenbindunuwewa	1000.00	1200.00	2000.00	2200.00	-	-	2000.00	2400.00	1100.00	1400.00	2200.00	2400.00	1000.00	1200.00
Bandarawela	-	-	-	-	-	-	-	-	-	-	-	-	-	-
Matale	1100.00	1300.00	2300.00	2400.00	-	-	2200.00	2300.00	1200.00	1300.00	1900.00	2100.00	800.00	900.00

Table 13: Selected Markets: Retail Price of Meat (Rs/kg)

Week 12: 15 - 21 March 2024

LOCATIONS	Meat		Meat (Chicken)		Meat					
	Beef		Broiler	Curry	Mutton	Pork				
Colombo	2400.00	- 2500.00	1180.00	- 1320.00	1200.00	- 1350.00	3100.00	- 3400.00	1250.00	- 1300.00
Gampaha	-		-		-		-		-	
Kurunegala	2000.00	- 2100.00	1150.00	- 1250.00	1100.00	- 1100.00	3000.00	- 3200.00	1300.00	- 1400.00
Nikaweratiya	2200.00	- 2200.00	1180.00	- 1280.00	-		-		-	
Dambulla	-		1250.00	- 1280.00	-		-		1300.00	- 1400.00
Anuradhapura	2200.00	- 2200.00	1150.00	- 1250.00	1300.00	- 1300.00	3400.00	- 3500.00	1250.00	- 1400.00
Thambuththegama	2000.00	- 2300.00	1150.00	- 1200.00	1150.00	- 1200.00	-		1450.00	- 1500.00
Polonnaruwa	1800.00	- 1800.00	1100.00	- 1150.00	1200.00	- 1250.00	3000.00	- 3000.00	1800.00	- 1800.00
Kaluthara	2200.00	- 2400.00	1300.00	- 1340.00	-		-		1300.00	- 1380.00
Badulla	2100.00	- 2100.00	1380.00	- 1380.00	1600.00	- 1600.00	2900.00	- 2900.00	-	
Keppetipola	2100.00	- 2200.00	1200.00	- 1250.00	1350.00	- 1360.00	3000.00	- 3100.00	-	
Moneragala	-		1290.00	- 1350.00	-		2900.00	- 3000.00	1400.00	- 1600.00
Kegalle	2200.00	- 2200.00	1180.00	- 1330.00	-		3000.00	- 3000.00	1500.00	- 1700.00
Ampara	2200.00	- 2200.00	1100.00	- 1100.00	1200.00	- 1200.00	-		1400.00	- 1700.00
Dehiattakandiya	-		1050.00	- 1280.00	-		-		1290.00	- 1500.00
Nuwaraeliya	2200.00	- 2300.00	1250.00	- 1280.00	-		3200.00	- 3300.00	1400.00	- 1450.00
Kandy	2200.00	- 2200.00	1160.00	- 1180.00	1320.00	- 1350.00	3100.00	- 3200.00	1450.00	- 1500.00
Puttalam	2000.00	- 2200.00	1150.00	- 1280.00	-		3200.00	- 3200.00	-	
Hambantota	-		1250.00	- 1300.00	-		-		-	
Rathnapura	2200.00	- 2200.00	1180.00	- 1300.00	1250.00	- 1400.00	3200.00	- 3200.00	1200.00	- 1200.00
Matara	-		1250.00	- 1270.00	-		-		-	
Galle	2400.00	- 2400.00	1250.00	- 1280.00	1500.00	- 1500.00	3200.00	- 3200.00	-	
Tissamaharama	-		1200.00	- 1350.00	-		-		1500.00	- 1700.00
Meegoda	-		1150.00	- 1230.00	1300.00	- 1450.00	-		1250.00	- 1250.00
Embilipitiya	2150.00	- 2200.00	1100.00	- 1200.00	1200.00	- 1300.00	2900.00	- 3000.00	1400.00	- 1600.00
Jaffna	2000.00	- 2100.00	1150.00	- 1200.00	1450.00	- 1550.00	3450.00	- 3600.00	-	
Vavuniya	2000.00	- 2150.00	1350.00	- 1400.00	1450.00	- 1550.00	2900.00	- 2950.00	-	
Mannar	-		-		-		-		-	
Killinochchi	1950.00	- 2000.00	1350.00	- 1400.00	1550.00	- 1600.00	3200.00	- 3400.00	-	
Mullaittivu	-		-		-		-		-	
Batticaloa	1900.00	- 2000.00	1200.00	- 1250.00	1450.00	- 1600.00	3300.00	- 3400.00	-	
Trincomalee	2200.00	- 2200.00	1280.00	- 1340.00	1700.00	- 1750.00	3480.00	- 3520.00	-	
Veyangoda	2200.00	- 2200.00	1200.00	- 1200.00	-		3200.00	- 3200.00	1300.00	- 1300.00
Galenbindunuwewa	2000.00	- 2000.00	1160.00	- 1190.00	-		-		1400.00	- 1400.00
Bandarawela	-		-		-		-		-	
Matale	2000.00	- 2200.00	1200.00	- 1250.00	1300.00	- 1400.00	2900.00	- 3000.00	1400.00	- 1600.00

Table 14: Colombo: Wholesale Prices (Rs/kg or Rs/piece)

Week 12: 15 - 21 March 2024

COMMODITY	Range	Average Price			Change Compared to		COMMODITY	Range	Average Price			Change Compared to	
		This Week	Last Week	Last Year	Last Week (%)	Last Year (%)			This Week	Last Week	Last Year	Last Week (%)	Last Year (%)
Rice							Coconut						
Local							Large						
Samba 1	235.00 - 240.00	237.00	237.50	216.25	-0.21	9.60	90.00 - 105.00	97.00	98.13	97.80	-1.15	-0.82	
Samba 2	228.00 - 230.00	229.33	229.43	211.10	-0.04	8.64	80.00 - 85.00	81.50	82.50	86.40	-1.21	-5.67	
Keeri Samba	310.00 - 325.00	318.57	320.00	243.50	-0.45	30.83	Fruits (Rs/fruit)						
Nadu 1	200.00 - 208.00	204.40	204.89	186.80	-0.24	9.42	Plantain						
Nadu 2	193.00 - 195.00	194.43	194.43	184.00	0.00	5.67	Ambul (Rs/kg)	100.00 - 140.00	119.17	124.17	166.15	-4.03	-28.28
Raw (Red)	165.00 - 180.00	172.78	173.00	161.80	-0.13	6.78	Kolikuttu (Rs/kg)	280.00 - 340.00	310.00	271.67	397.92	14.11	-22.09
Raw (White)	185.00 - 200.00	192.78	192.50	175.00	0.14	10.16	Seeni (Rs/kg)	100.00 - 140.00	120.83	124.17	135.00	-2.68	-10.49
Imported							Anamalu						
Samba	248.00 - 255.00	252.17	252.86	207.30	-0.27	21.64	Ambun	30.00 - 35.00	32.25	32.83	33.15	-1.78	-2.73
Nadu				169.44			Papaw(Rs/kg)	160.00 - 270.00	203.33	240.83	232.50	-15.57	-12.54
Raw (Red)							Passion Fruit	100.00 - 120.00	110.00	111.50	47.00	-1.35	134.04
Raw (White)				175.50			Pineapple Large			630.00	690.00		
Dried Chillies							Pineapple Medium						
Imported	750.00 - 850.00	797.14	850.00	1119.00	-6.22	-28.76	Pineapple Small	400.00 - 500.00	446.00	403.75	481.11	10.46	-7.30
Onion							Mango						
Sinnan				260.00			Betti				47.00		
Vedalan	240.00 - 300.00	262.50	290.00	292.86	-9.48	-10.37	Karthakolomban				155.00		
Imported	220.00 - 240.00	230.00	350.00	282.00	-34.29	-18.44	Vilad	130.00 - 140.00	133.33		76.67		73.91
Big Onion							Kohu						
Imported	440.00 - 480.00	460.00	558.33	102.00	-17.61	350.98	Other						
Local							Wood Apple						
							90.00 - 110.00	103.33	102.00	49.58	1.31	108.40	
Potato							Orange						
Welimada	300.00 - 320.00	309.17	310.00	187.50	-0.27	64.89	35.00 - 45.00	40.00	35.00	53.83	14.29	-25.70	
N'Eliya	320.00 - 350.00	335.00	335.00	217.50	0.00	54.02	260.00 - 300.00	273.75	247.50	124.17	10.61	120.47	
Imported	170.00 - 230.00	202.00	205.00	126.00	-1.46	60.32	Slime Apple	25.00 - 30.00	26.67	23.64	23.67	12.82	12.68
Pulses							Grapes (Imp., Rs/kg)						
Green Gram	1100.00 - 1300.00	1200.00	1150.00	1424.00	4.35	-15.73	1400.00 - 2000.00	1685.71	1616.67	1285.71	4.27	31.11	
Cowpea (White)	700.00 - 800.00	750.00	776.67	781.11	-3.43	-3.98	King Coconut	170.00 - 180.00	176.25	161.88	124.55	8.88	41.51
Cowpea (Red)	650.00 - 750.00	687.50	750.00	806.67	-8.33	-14.77	Sea Fish						
Red Dhal	280.00 - 288.00	283.83	288.33	323.70	-1.56	-12.32	Salaya	200.00 - 300.00	251.00	260.00	322.00	-3.46	-22.05
Vegetable							Hurulla						
Beans (Butter)							500.00 - 600.00	531.00	410.00	645.00	29.51	-17.67	
Beans(Green)	150.00 - 200.00	172.00	303.00	154.44	-43.23	11.37	Balaya	500.00 - 600.00	543.00	556.25	688.00	-2.38	-21.08
Carrot	250.00 - 350.00	297.00	424.00	87.00	-29.95	241.38	Kelawalla	850.00 - 950.00	907.00	1135.00	1154.00	-20.09	-21.40
Leeks	150.00 - 200.00	169.00	210.00	145.00	-19.52	16.55	Thora	1500.00 - 2300.00	1870.00	1937.50	1886.00	-3.48	-0.85
Beetroot	180.00 - 200.00	190.00	230.00	125.00	-17.39	52.00	Paraw	1150.00 - 1350.00	1245.00	1261.25	1014.00	-1.29	22.78
Knolkhol	80.00 - 120.00	98.00	164.00	102.00	-40.24	-3.92	Mora	850.00 - 1000.00	916.00	722.50	1064.44	26.78	-13.95
Raddish	50.00 - 60.00	54.00	67.00	48.00	-19.40	12.50	Shrimps	1900.00 - 2200.00	1990.00	1585.00	1567.00	25.55	26.99
Cabbage	300.00 - 400.00	358.18	424.00	50.00	-15.52	616.36	Thalapath	1200.00 - 1700.00	1465.00	1800.00	1460.00	-18.61	0.34
Tomato	150.00 - 250.00	200.00	354.00	195.00	-43.50	2.56	Eggs						
Ladies Fingers	60.00 - 80.00	70.00	91.00	130.00	-23.08	-46.15	Brown	48.00 - 52.00	49.75	50.75	46.00	-1.97	8.15
Brinjal	180.00 - 250.00	206.00	226.00	128.00	-8.85	60.94	White	46.00 - 48.00	47.00	48.75	44.00	-3.59	6.82
Capsicum	300.00 - 500.00	395.00	405.00	288.00	-2.47	37.15	Dried Fish						
Pumpkin	140.00 - 180.00	163.00	214.00	49.00	-23.83	232.65	Sprats	1100.00 - 1300.00	1184.55	1198.75	1242.00	-1.18	-4.63
Cucumber	30.00 - 50.00	42.00	66.00	50.00	-36.36	-16.00	Sprats (Imported)	750.00 - 950.00	830.83	877.78	823.33	-5.35	0.91
Bitter Gourd	160.00 - 200.00	178.00	227.00	264.00	-21.59	-32.58	Kattawa						
Snake Gourd	120.00 - 160.00	144.00	192.00	125.00	-25.00	15.20	Kattawa (Imported)	1250.00 - 1350.00	1303.00	1262.50	1556.00	3.21	-16.26
Drumstick	300.00 - 400.00	350.00					Thora						
Luffa	120.00 - 140.00	127.00	119.00	170.00	6.72	-25.29	Thora (Imported)						
Long Beans	100.00 - 130.00	111.00	179.17	114.00	-38.05	-2.63	Mora	1700.00 - 1800.00	1745.00	1653.33	1590.00	5.54	9.75
Ash Plantain	200.00 - 250.00	219.00	224.00	197.00	-2.23	11.17	Mora (Imported)						
Green Chillies	200.00 - 250.00	220.00	376.00	301.00	-41.49	-26.91	Balaya	750.00 - 900.00	825.00	853.75	913.00	-3.37	-9.64
Lime	150.00 - 200.00	169.00	170.00	159.00	-0.59	6.29	Balaya (Imported)						
Root Crops							Anguluwa						
Sweet Potato	170.00 - 220.00	191.00	125.00	93.00	52.80	105.38	Anguluwa (Imported)	1350.00 - 1500.00	1428.00	1450.00	1735.56	-1.52	-17.72
Manioc	140.00 - 160.00	149.00	135.00	150.00	10.37	-0.67	Maduwa	1250.00 - 1400.00	1295.83	1296.25	1239.00	-0.03	4.59
Leafy Vegetable							Maduwa (Imported)						
Mukunuwenna	30.00 - 35.00	32.50	42.50	45.00	-23.53	-27.78	Koduwa						
Kankun	30.00 - 35.00	32.50	42.50	45.00	-23.53	-27.78	Koduwa (Imported)						
Gotukola (Rs/kg)	240.00 - 250.00	245.00	290.00	223.00	-15.52	9.87	Salaya	350.00 - 450.00	395.83	465.00	708.00	-14.87	-44.09
							Salaya (Imported)						

This Week: Week 12: 15 - 21 March 2024
 Last Week: Week 11: 08 - 14 March 2024

Table 15: Colombo &Suburbs: Retail Prices (Rs/kg or Rs/piece)

Week 12: 15 - 21 March 2024

COMMODITY	Range	Average Price			Change Compared to		COMMODITY	Range	Average Price			Change Compared to	
		This Week	Last Week	Last Year	Last Week (%)	Last Year (%)			This Week	Last Week	Last Year	Last Week (%)	Last Year (%)
Rice							Coconut						
Local							Large						
Samba 1	230.00 - 270.00	252.00	251.79	229.71	0.21	9.70	100.00 - 130.00	115.67	118.52	118.79	-2.85	-2.63	
Samba 2	-	-	-	220.00	-	-	Small	85.00 - 100.00	92.67	100.00	97.40	-7.33	-4.86
Keeri Samba	350.00 - 380.00	372.50	373.64	262.08	-1.14	42.13	Fruits (Rs/fruit)						
Nadu 1	220.00 - 230.00	224.17	224.09	219.17	0.08	2.28	Plantain						
Nadu 2	-	-	-	207.73	-	-	Ambul (Rs/kg)	180.00 - 260.00	201.94	206.07	231.08	-4.14	-12.61
Raw (Red)	180.00 - 210.00	199.60	201.67	192.42	-2.07	3.73	Kolikuttu (Rs/kg)	350.00 - 480.00	416.43	399.23	488.29	17.20	-14.72
Raw (White)	210.00 - 220.00	212.69	215.00	194.53	-2.31	9.34	Seeni (Rs/kg)	160.00 - 260.00	204.29	208.15	215.68	-3.86	-5.28
Imported							Anamalu						
Samba	280.00 - 290.00	282.22	283.64	226.18	-1.41	24.78	Ambun	28.00 - 34.00	30.92	32.52	31.06	-1.60	-0.45
Nadu	-	-	-	197.94	-	-	Papaw(Rs/kg)	38.00 - 45.00	41.65	42.21	38.41	-0.55	8.44
Raw (Red)	-	-	-	-	-	-	Passion Fruit	200.00 - 400.00	315.36	315.60	369.38	-0.24	-14.62
Raw (White)	-	-	-	193.57	-	-	Pineapple Large	130.00 - 200.00	153.75	151.25	70.37	2.50	118.49
Dried Chillies							Pineapple Medium						
Imported	1000.00 - 1200.00	1115.38	1128.57	1451.47	-13.19	-23.15	Pineapple Small	700.00 - 750.00	714.17	702.38	706.80	11.79	1.04
Onion							Mango						
Sinnan	-	-	-	-	-	-	Betti	-	-	-	-	-	-
Vedalan	400.00 - 450.00	411.11	-	475.86	-	-13.61	Karthakolomban	-	-	213.57	-	-	
Imported	300.00 - 400.00	351.54	419.52	383.44	-67.99	-8.32	Vilad	-	-	110.00	-	-	
Big Onion							Kohu						
Imported	500.00 - 600.00	566.92	632.73	128.00	-65.80	342.91	Other						
Local							Wood Apple						
Potato							Orange						
Welimada	-	-	-	283.08	-	-	50.00 - 120.00	81.43	70.00	97.73	11.43	-16.68	
N'Eliya	400.00 - 440.00	407.83	404.35	356.36	3.48	14.44	120.00 - 210.00	155.56	151.43	136.00	4.13	14.38	
Imported	200.00 - 240.00	222.61	208.50	165.29	14.11	34.67	Avocado	45.00 - 100.00	78.33	77.37	77.00	0.96	1.73
Pulses							Slime Apple						
Green Gram	1200.00 - 1400.00	1300.00	1252.27	1531.72	47.73	-15.13	Grapes (Imp., Rs/kg)	2000.00 - 2800.00	2360.53	2250.00	2492.86	110.53	-5.31
Cowpea (White)	1000.00 - 1300.00	1161.11	1190.00	1135.19	-28.89	2.28	King Coconut	180.00 - 220.00	194.00	189.55	155.00	4.45	25.16
Cowpea (Red)	1000.00 - 1300.00	1165.38	1190.00	1141.38	-24.62	2.10	Sea Fish						
Red Dhal	320.00 - 360.00	332.31	336.36	358.61	-4.06	-7.33	Salaya	300.00 - 500.00	429.25	480.95	525.38	-51.70	-18.30
Vegetable							Hurulla						
Beans (Butter)	-	-	-	-	-	-	630.00 - 1100.00	852.78	773.16	888.00	79.62	-3.97	
Beans(Green)	220.00 - 400.00	326.43	452.86	286.90	-126.43	13.78	Balaya	600.00 - 1000.00	764.29	787.14	1245.71	-22.86	-38.65
Carrot	300.00 - 560.00	436.30	531.92	196.43	-95.63	122.11	Kelawalla	1000.00 - 2000.00	1738.24	1793.33	1853.60	-55.10	-6.22
Leeks	240.00 - 400.00	318.85	334.44	248.97	-15.60	28.07	Thora	2200.00 - 3600.00	2935.29	2668.42	2849.47	266.87	3.01
Beetroot	280.00 - 420.00	354.81	400.00	250.00	-45.19	41.93	Paraw	1400.00 - 2200.00	1860.53	1929.47	1921.90	-68.95	-3.19
Knolkhol	200.00 - 360.00	293.21	347.20	233.10	-53.99	25.79	Mora	-	-	1600.00	-	-	
Raddish	100.00 - 260.00	194.14	220.00	158.62	-25.86	22.39	Shrimps	2200.00 - 2500.00	2284.21	1971.05	1734.12	313.16	31.72
Cabbage	420.00 - 600.00	546.43	571.85	143.10	-25.42	281.84	Thalpath	1650.00 - 2800.00	2376.32	2563.16	2242.96	-186.84	5.95
Tomato	240.00 - 480.00	349.29	513.60	308.97	-164.31	13.05	Eggs						
Ladies Fingers	120.00 - 340.00	239.29	263.70	252.14	-24.42	-5.10	Brown	50.50 - 53.00	52.15	53.19	57.00	-1.04	-8.51
Brinjal	240.00 - 420.00	331.07	362.50	256.55	-31.43	29.05	White	48.00 - 50.00	49.10	50.16	52.13	-1.06	-5.80
Capsicum	460.00 - 1000.00	640.74	661.07	450.37	-20.33	42.27	Dried Fish						
Pumpkin	180.00 - 360.00	301.72	357.14	141.72	-55.42	112.90	Sprats	1600.00 - 2000.00	1846.15	1960.00	1713.64	-113.85	7.73
Cucumber	90.00 - 260.00	181.38	190.37	151.85	-8.99	19.44	Sprats (Imported)	1000.00 - 1200.00	1088.89	1266.67	1248.97	-177.78	-12.82
Bitter Gourd	240.00 - 480.00	347.93	378.93	406.43	-31.00	-14.39	Kattawa	1800.00 - 2300.00	2075.00	2250.00	2443.48	-175.00	-15.08
Snake Gourd	200.00 - 400.00	305.71	365.20	262.86	-59.49	16.30	Thora	-	-	1600.00	-	-	
Drumstick	460.00 - 1200.00	798.64	769.50	-	29.14	-	Mora	2000.00 - 2500.00	2295.24	2288.89	2338.46	6.35	-1.85
Luffa	160.00 - 400.00	302.31	340.37	307.14	-38.06	-1.57	Balaya	1300.00 - 1800.00	1592.00	1650.00	1412.00	-58.00	12.75
Long Beans	200.00 - 400.00	286.40	354.07	246.21	-67.67	16.32	Anguluwa	2200.00 - 2400.00	2333.33	2288.89	2200.00	44.44	6.06
Ash Plantain	250.00 - 480.00	355.36	359.20	285.71	-3.84	24.38	Maduwa	-	-	-	-	-	
Green Chillies	300.00 - 600.00	497.50	606.67	480.37	-109.17	3.57	Koduwa	-	-	-	-	-	
Lime	260.00 - 600.00	410.34	356.30	322.14	54.05	27.38	Salaya	800.00 - 900.00	828.57	840.00	1100.00	-11.43	-24.68
Root Crops							Meat						
Sweet Potato	200.00 - 400.00	293.04	280.00	210.40	13.04	39.28	Beef (without Bones)	2400.00 - 2500.00	2433.33	2250.00	2283.33	183.33	6.57
Manioc	160.00 - 260.00	226.90	214.81	220.71	12.08	2.80	Chicken (Broiler)	1180.00 - 1320.00	1265.56	1276.67	1176.67	-11.11	7.55
Leafy Vegetable							Chicken (Curry)						
Mukunuwenna	50.00 - 80.00	70.69	74.23	77.00	-3.54	-8.20	Mutton	3100.00 - 3400.00	3212.50	3275.00	2988.89	-62.50	7.48
Kankun	50.00 - 80.00	70.69	74.23	77.00	-3.54	-8.20	Pork	1250.00 - 1300.00	1283.33	1287.50	1632.00	-4.17	-21.36
Gotukola	90.00 - 110.00	98.97	97.78	119.50	1.19	-17.18							

This Week: Week 12: 15 - 21 March 2024
 Last Week: Week 11: 08 - 14 March 2024

Table 16: Farmgate/Producer Prices of Food Commodities in Selected Producing Areas (Rs/kg)

Week 12: 15 - 21 March 2024

COMMODITY	Range	Average Price	COMMODITY	Range	Average Price	COMMODITY	Range	Average Price
<u>Paddy</u>			<u>Vegetable (Up Country)</u>			<u>Snake Gourd</u>		
Short Grain			Beans			Dambulla	86.00 - 100.00	94.20
A'pura	110.00 - 120.00	114.00	Dambulla	100.00 - 120.00	111.00	Hambantota	110.00 - 130.00	118.00
P'narawa	106.00 - 128.00	116.58	Welimada	70.00 - 80.00	74.00	Embilipitiya	150.00 - 170.00	158.00
Kalawewa	108.00 - 120.00	114.63	Badulla	150.00 - 150.00	150.00	Matara	-	
Kurunegala	115.00 - 122.00	118.60	Carrot			A'pura	120.00 - 140.00	128.00
Dehiattakandiya	120.00 - 126.00	123.00	N'Eliya	240.00 - 250.00	246.00	Luffa		
Nikaweratiya	115.00 - 122.00	118.50	Welimada	200.00 - 220.00	212.00	Dambulla	67.00 - 82.00	72.80
Ampara	115.00 - 125.00	120.00	Hanguranketha	200.00 - 220.00	207.00	Hambantota	130.00 - 160.00	145.00
Long Grain (White)			Leeks			Embilipitiya	120.00 - 140.00	128.00
A'pura	100.00 - 110.00	104.00	N'Eliya	170.00 - 180.00	174.00	Matara	-	
P'narawa	98.00 - 114.00	105.08	Welimada	120.00 - 130.00	124.00	A'pura	100.00 - 120.00	108.00
Kalawewa	98.00 - 110.00	104.75	Beetroot			Green Chillies		
Kurunegala	108.00 - 112.00	109.60	N'Eliya	165.00 - 175.00	169.00	Dambulla	145.00 - 172.50	159.00
Dehiattakandiya	107.00 - 110.00	108.33	Dambulla	152.50 - 157.50	155.00	Hambantota	-	
Embilipitiya	-		Kurunegala	-		Embilipitiya	300.00 - 330.00	314.00
Nikaweratiya	107.00 - 112.00	109.33	Welimada	150.00 - 160.00	156.00	Puttalam	150.00 - 200.00	176.67
Hambantota	-		Hanguranketha	150.00 - 170.00	159.00	A'pura	250.00 - 300.00	270.00
Ampara	110.00 - 110.00	110.00	Knol Khol			Pumpkin		
Long Grain (Red)			N'Eliya	90.00 - 100.00	95.00	Dambulla	95.00 - 110.00	101.00
Matara	90.00 - 95.00	91.25	Welimada	70.00 - 80.00	74.00	Hambantota	170.00 - 200.00	182.00
Hambantota	90.00 - 95.00	92.50	Hanguranketha	95.00 - 110.00	101.60	Embilipitiya	130.00 - 200.00	160.00
Embilipitiya	88.00 - 90.00	89.40	Raddish			Matara	-	
Keeri Samba			N'Eliya	35.00 - 45.00	39.00	A'pura	140.00 - 160.00	148.00
A'pura	135.00 - 145.00	139.00	Welimada	12.00 - 15.00	13.20	Moneragala	120.00 - 140.00	128.00
P'narawa	129.00 - 156.00	141.42	Hambantota	-		Cucumber		
Kalawewa	130.00 - 145.00	137.50	Hanguranketha	15.00 - 25.00	20.00	A'pura	40.00 - 50.00	44.00
Kurunegala	140.00 - 145.00	143.00	Cabbage			Dambulla	25.00 - 35.00	30.00
Dehiattakandiya	150.00 - 156.00	153.67	N'Eliya	260.00 - 280.00	268.00	Hambantota	30.00 - 50.00	40.00
Red Onion			Welimada	200.00 - 220.00	210.00	Matara	35.00 - 45.00	40.00
Puttalam	100.00 - 180.00	148.00	Badulla	200.00 - 250.00	225.00	Long Beans		
Jaffna	250.00 - 280.00	268.00	Hanguranketha	270.00 - 290.00	283.00	Dambulla	67.00 - 76.00	73.40
Big Onion			Tomato			Hambantota	110.00 - 140.00	125.00
Dambulla	-		Welimada	70.00 - 80.00	76.00	Embilipitiya	180.00 - 200.00	190.00
Kalawewa	-		Hambantota	-		Matara	130.00 - 150.00	140.00
A'pura	-		Dambulla	95.00 - 110.00	103.00	A'pura	100.00 - 120.00	108.00
Potato			Hanguranketha	180.00 - 200.00	191.60	Ash Plantain		
N'Eliya	260.00 - 270.00	266.00	Vegetable (Low Country)			Hambantota	-	
Badulla	-		Ladies Fingers			Embilipitiya	120.00 - 140.00	128.00
Welimada	220.00 - 240.00	230.00	A'pura	70.00 - 80.00	74.00	Matara	120.00 - 140.00	131.25
Pulses			Dambulla	57.00 - 67.00	61.20	Lime		
Green Gram			Hambantota	70.00 - 90.00	82.00	Hambantota	-	
Hambantota	-		Embilipitiya	100.00 - 120.00	110.00	Embilipitiya	220.00 - 240.00	228.00
Moneragala	1000.00 - 1100.00	1040.00	Matara	60.00 - 70.00	63.75	Moneragala	180.00 - 200.00	188.00
Embilipitiya	1150.00 - 1200.00	1176.67	Brinjal			Fruits (Rs/kg)		
Nikaweratiya	850.00 - 900.00	881.25	A'pura	130.00 - 150.00	138.00	Banana		
A'pura	950.00 - 1000.00	975.00	Dambulla	115.00 - 140.00	129.00	Ambul		
Cowpea			Hambantota	-		Moneragala	80.00 - 90.00	84.00
Hambantota	-		Embilipitiya	160.00 - 170.00	164.00	Embilipitiya	70.00 - 90.00	78.00
Nikaweratiya	600.00 - 700.00	650.00	Matara	100.00 - 110.00	102.50	Hambantota	60.00 - 80.00	70.00
Moneragala	550.00 - 600.00	570.00	Welimada	100.00 - 110.00	106.00	Kolikuttu		
Embilipitiya	550.00 - 560.00	555.00	Capsicum			Moneragala	200.00 - 220.00	208.00
Maize			Badulla	-		Embilipitiya	200.00 - 240.00	222.00
A'pura	125.00 - 130.00	127.50	Welimada	450.00 - 460.00	456.00	Hambantota	-	
Kalawewa	120.00 - 130.00	126.25	Bitter Gourd			Papaw		
Gingelly			A'pura	180.00 - 200.00	188.00	Moneragala	120.00 - 140.00	128.00
A'pura	600.00 - 650.00	625.00	Dambulla	130.00 - 140.00	134.00	Embilipitiya	160.00 - 180.00	168.00
Kalawewa	-		Hambantota	-		Hambantota	100.00 - 120.00	110.00
Black Gram			Embilipitiya	250.00 - 270.00	256.00	Pineapple		
A'pura	650.00 - 700.00	675.00	Matara	270.00 - 290.00	280.00	Divulapitiya	-	
Kalawewa	-							

Annex 01 - Colombo Markets: Retail Prices of Rice and Subsidiary Food Crops (Rs/kg)

Week 12: 15 - 21 March 2024

28

CROP	PELIYAGODA	MAHARAGAMA	KIRULAPONE	NUGEGODA	NARAHENPITA	DEMATAGODA	THOTALANGA	KADAWATHA	KIRIBATHGODA
<u>Rice</u>									
Local									
Samba 1	260.00 - 270.00	230.00 - 260.00	230.00 - 260.00	230.00 - 260.00	260.00 - 270.00	260.00 - 270.00	240.00 - 260.00	230.00 - 270.00	230.00 - 260.00
Samba 2	-	-	-	-	-	-	-	-	-
Keeri Samba	360.00 - 380.00	-	-	-	360.00 - 380.00	375.00 - 380.00	350.00 - 360.00	380.00 - 380.00	380.00 - 380.00
Nadu 1	220.00 - 230.00	220.00 - 230.00	220.00 - 220.00	220.00 - 230.00	220.00 - 220.00	220.00 - 230.00	220.00 - 230.00	220.00 - 230.00	220.00 - 230.00
Nadu 2	-	-	-	-	-	-	-	-	-
Raw (Red)	190.00 - 200.00	180.00 - 200.00	180.00 - 200.00	190.00 - 210.00	180.00 - 190.00	210.00 - 210.00	200.00 - 210.00	200.00 - 210.00	210.00 - 210.00
Raw (White)	210.00 - 210.00	210.00 - 210.00	210.00 - 210.00	210.00 - 210.00	210.00 - 210.00	210.00 - 220.00	210.00 - 220.00	210.00 - 220.00	210.00 - 220.00
Imported									
Samba	-	280.00 - 290.00	280.00 - 280.00	280.00 - 280.00	-	280.00 - 290.00	280.00 - 280.00	280.00 - 290.00	280.00 - 280.00
Nadu	-	-	-	-	-	-	-	-	-
Raw (Red)	-	-	-	-	-	-	-	-	-
Raw (White)	-	-	-	-	-	-	-	-	-
<u>Dried Chillies</u>									
Imported	1000.00 - 1000.00	1200.00 - 1200.00	1200.00 - 1200.00	1200.00 - 1200.00	1000.00 - 1200.00	1100.00 - 1200.00	1000.00 - 1200.00	1000.00 - 1100.00	1100.00 - 1100.00
<u>Red Onion</u>									
Sinnan	-	-	-	-	-	-	-	-	-
Vedalan	-	-	-	400.00 - 400.00	-	-	450.00 - 450.00	400.00 - 400.00	400.00 - 400.00
Imported	300.00 - 340.00	300.00 - 320.00	400.00 - 400.00	300.00 - 300.00	340.00 - 380.00	340.00 - 380.00	380.00 - 400.00	350.00 - 360.00	360.00 - 380.00
<u>Big Onion</u>									
Imported	540.00 - 550.00	500.00 - 600.00	530.00 - 550.00	550.00 - 600.00	540.00 - 600.00	540.00 - 550.00	550.00 - 600.00	560.00 - 600.00	550.00 - 600.00
Local	-	-	-	-	-	-	-	-	-
<u>Potato</u>									
Welimada	-	-	-	-	-	-	-	-	-
N'Eliya	400.00 - 440.00	400.00 - 410.00	400.00 - 410.00	400.00 - 420.00	420.00 - 440.00	400.00 - 440.00	400.00 - 400.00	400.00 - 400.00	400.00 - 400.00
Imported	200.00 - 240.00	200.00 - 220.00	220.00 - 220.00	200.00 - 220.00	240.00 - 240.00	240.00 - 240.00	240.00 - 240.00	240.00 - 240.00	200.00 - 200.00
<u>Pulses</u>									
Green Gram	1300.00 - 1400.00	1400.00 - 1400.00	1400.00 - 1400.00	1400.00 - 1400.00	1200.00 - 1300.00	1200.00 - 1200.00	1200.00 - 1300.00	1200.00 - 1200.00	1200.00 - 1300.00
Cowpea (White)	-	1200.00 - 1300.00	1200.00 - 1200.00	1000.00 - 1200.00	-	-	1000.00 - 1200.00	1100.00 - 1200.00	1200.00 - 1200.00
Cowpea (Red)	1100.00 - 1200.00	1200.00 - 1300.00	1200.00 - 1200.00	1200.00 - 1300.00	1100.00 - 1100.00	1100.00 - 1100.00	1000.00 - 1200.00	1200.00 - 1200.00	1200.00 - 1200.00
Red Dhal	320.00 - 340.00	320.00 - 340.00	320.00 - 320.00	320.00 - 340.00	320.00 - 360.00	340.00 - 360.00	320.00 - 340.00	320.00 - 350.00	340.00 - 350.00

Annex 02 - Colombo Markets: Retail Prices of Vegetables (Rs/kg) and Coconut (Rs/nut)

Week 12: 15 - 21 March 2024

29

CROP	PELIYAGODA	MAHARAGAMA	KIRULAPONE	NUGEGODA	NARAHENPITA	DEMATAGODA	THOTALANGA	KADAWATHA	KIRIBATHGODA
<u>Vegetable</u>									
Beans	220.00 - 240.00	360.00 - 400.00	320.00 - 400.00	320.00 - 400.00	260.00 - 320.00	320.00 - 360.00	300.00 - 340.00	320.00 - 400.00	400.00 - 400.00
Carrot	300.00 - 350.00	540.00 - 560.00	460.00 - 480.00	340.00 - 480.00	350.00 - 440.00	560.00 - 560.00	400.00 - 460.00	400.00 - 420.00	520.00 - 560.00
Leeks	240.00 - 360.00	360.00 - 400.00	320.00 - 400.00	320.00 - 400.00	260.00 - 300.00	360.00 - 360.00	300.00 - 340.00	280.00 - 320.00	320.00 - 360.00
Beetroot	300.00 - 380.00	320.00 - 340.00	360.00 - 420.00	320.00 - 420.00	300.00 - 340.00	400.00 - 420.00	280.00 - 300.00	320.00 - 340.00	400.00 - 420.00
Knolkhol	200.00 - 260.00	360.00 - 360.00	240.00 - 360.00	320.00 - 340.00	200.00 - 300.00	240.00 - 260.00	260.00 - 360.00	320.00 - 340.00	320.00 - 360.00
Raddish	100.00 - 140.00	240.00 - 260.00	180.00 - 260.00	240.00 - 260.00	160.00 - 220.00	160.00 - 180.00	160.00 - 180.00	160.00 - 200.00	160.00 - 200.00
Cabbage	420.00 - 460.00	600.00 - 600.00	540.00 - 600.00	560.00 - 600.00	460.00 - 500.00	560.00 - 600.00	550.00 - 600.00	560.00 - 600.00	560.00 - 600.00
Tomato	240.00 - 300.00	400.00 - 480.00	400.00 - 480.00	360.00 - 400.00	240.00 - 340.00	320.00 - 340.00	260.00 - 300.00	420.00 - 480.00	240.00 - 260.00
Ladies Fingers	120.00 - 160.00	320.00 - 340.00	240.00 - 320.00	240.00 - 340.00	180.00 - 240.00	340.00 - 340.00	160.00 - 200.00	240.00 - 260.00	200.00 - 220.00
Brinjal	300.00 - 340.00	340.00 - 400.00	360.00 - 420.00	320.00 - 400.00	250.00 - 320.00	400.00 - 420.00	260.00 - 300.00	300.00 - 360.00	240.00 - 260.00
Capsicum	460.00 - 660.00	560.00 - 600.00	460.00 - 580.00	1000.00 - 1000.00	600.00 - 740.00	460.00 - 480.00	480.00 - 520.00	900.00 - 1000.00	560.00 - 600.00
Pumpkin	180.00 - 260.00	340.00 - 360.00	280.00 - 320.00	320.00 - 340.00	240.00 - 280.00	340.00 - 360.00	260.00 - 300.00	320.00 - 360.00	320.00 - 340.00
Cucumber	90.00 - 110.00	200.00 - 240.00	120.00 - 200.00	200.00 - 260.00	120.00 - 180.00	240.00 - 260.00	100.00 - 140.00	200.00 - 240.00	260.00 - 260.00
Bitter Gourd	240.00 - 260.00	320.00 - 480.00	320.00 - 480.00	420.00 - 480.00	300.00 - 360.00	440.00 - 480.00	250.00 - 300.00	240.00 - 260.00	320.00 - 340.00
Snake Gourd	200.00 - 220.00	320.00 - 400.00	320.00 - 400.00	360.00 - 400.00	240.00 - 340.00	320.00 - 340.00	240.00 - 280.00	240.00 - 260.00	360.00 - 400.00
Drumstick	460.00 - 600.00	560.00 - 700.00	800.00 - 1200.00	1000.00 - 1200.00	640.00 - 800.00	1100.00 - 1200.00	650.00 - 800.00	-	-
Luffa	160.00 - 220.00	400.00 - 400.00	320.00 - 340.00	320.00 - 340.00	260.00 - 300.00	-	300.00 - 360.00	260.00 - 340.00	320.00 - 360.00
Long Beans	200.00 - 220.00	360.00 - 400.00	260.00 - 400.00	400.00 - 400.00	220.00 - 260.00	-	260.00 - 340.00	240.00 - 280.00	240.00 - 260.00
Ash Plantain	260.00 - 340.00	400.00 - 480.00	320.00 - 480.00	400.00 - 480.00	280.00 - 340.00	420.00 - 480.00	250.00 - 260.00	320.00 - 340.00	320.00 - 340.00
Green Chillies	300.00 - 360.00	600.00 - 600.00	500.00 - 600.00	540.00 - 600.00	400.00 - 500.00	600.00 - 600.00	300.00 - 400.00	560.00 - 600.00	560.00 - 600.00
Lime	280.00 - 360.00	480.00 - 600.00	360.00 - 500.00	500.00 - 600.00	300.00 - 360.00	460.00 - 500.00	260.00 - 280.00	400.00 - 420.00	400.00 - 420.00
<u>Root Crops</u>									
Sweet Potato	200.00 - 280.00	240.00 - 320.00	320.00 - 340.00	400.00 - 400.00	240.00 - 320.00	-	300.00 - 300.00	320.00 - 340.00	240.00 - 260.00
Manioc	180.00 - 240.00	240.00 - 260.00	240.00 - 260.00	240.00 - 260.00	220.00 - 240.00	240.00 - 260.00	160.00 - 180.00	200.00 - 260.00	200.00 - 220.00
<u>Leafy Vegetable</u>									
Mukunuwenna	50.00 - 50.00	80.00 - 80.00	70.00 - 80.00	80.00 - 80.00	70.00 - 70.00	80.00 - 80.00	50.00 - 50.00	80.00 - 80.00	80.00 - 80.00
Kankun	50.00 - 50.00	80.00 - 80.00	70.00 - 80.00	80.00 - 80.00	70.00 - 70.00	80.00 - 80.00	50.00 - 50.00	80.00 - 80.00	80.00 - 80.00
Gotukola	100.00 - 110.00	100.00 - 100.00	100.00 - 100.00	100.00 - 100.00	100.00 - 100.00	90.00 - 90.00	100.00 - 100.00	100.00 - 100.00	90.00 - 90.00
<u>Coconut</u>									
Large	100.00 - 100.00	120.00 - 120.00	120.00 - 130.00	120.00 - 130.00	120.00 - 120.00	110.00 - 120.00	100.00 - 100.00	120.00 - 120.00	110.00 - 120.00
Small	85.00 - 90.00	90.00 - 90.00	90.00 - 100.00	90.00 - 100.00	90.00 - 100.00	90.00 - 100.00	85.00 - 90.00	100.00 - 100.00	90.00 - 90.00

Annex 03 - Colombo Markets: Retail Prices of Fruits (Rs/fruit)

Week 12: 15 - 21 March 2024

30

CROP	PELIYAGODA	MAHARAGAMA	KIRULAPONE	NUGEGODA	NARAHENPITA	DEMATAGODA	THOTALANGA	KADAWATHA	KIRIBATHGODA
<i>Plantain</i>									
Ambul (Rs/Kg)	180.00 - 200.00	220.00 - 240.00	250.00 - 260.00	180.00 - 220.00	200.00 - 250.00	180.00 - 200.00	180.00 - 220.00	180.00 - 220.00	180.00 - 220.00
Kolikuttu (Rs/Kg)	350.00 - 450.00	420.00 - 450.00	450.00 - 480.00	380.00 - 400.00	400.00 - 450.00	400.00 - 420.00	400.00 - 450.00	380.00 - 400.00	380.00 - 400.00
Seeni (Rs/Kg)	180.00 - 230.00	200.00 - 240.00	260.00 - 260.00	180.00 - 200.00	200.00 - 230.00	160.00 - 160.00	160.00 - 220.00	190.00 - 220.00	200.00 - 230.00
Anamalu	28.00 - 32.00	30.00 - 32.00	30.00 - 34.00	30.00 - 34.00	30.00 - 34.00	32.00 - 32.00	28.00 - 30.00	30.00 - 32.00	28.00 - 32.00
Ambun	40.00 - 45.00	40.00 - 42.00	40.00 - 44.00	40.00 - 45.00	40.00 - 45.00	42.00 - 42.00	38.00 - 42.00	40.00 - 44.00	38.00 - 42.00
<i>Pineapple</i>									
Large	-	700.00 - 700.00	700.00 - 750.00	700.00 - 730.00	-	-	-	700.00 - 730.00	700.00 - 730.00
Medium	550.00 - 630.00	600.00 - 650.00	650.00 - 680.00	650.00 - 680.00	550.00 - 650.00	550.00 - 630.00	-	600.00 - 650.00	600.00 - 650.00
Small	480.00 - 520.00	580.00 - 580.00	-	530.00 - 550.00	560.00 - 580.00	500.00 - 500.00	-	580.00 - 580.00	500.00 - 550.00
<i>Mango</i>									
Betti	-	-	-	-	-	-	-	-	-
Karthakolomban	-	-	-	-	-	-	-	-	-
Vilad	-	-	-	-	-	-	-	-	-
Kohu	-	-	-	-	-	-	-	-	-
<i>Other Fruits</i>									
Wood Apple	135.00 - 140.00	180.00 - 180.00	200.00 - 220.00	170.00 - 180.00	160.00 - 180.00	-	120.00 - 120.00	200.00 - 200.00	135.00 - 140.00
Orange	50.00 - 60.00	90.00 - 100.00	120.00 - 120.00	90.00 - 100.00	70.00 - 80.00	-	60.00 - 100.00	50.00 - 80.00	80.00 - 80.00
Avocado	-	-	150.00 - 210.00	-	160.00 - 180.00	-	160.00 - 160.00	-	120.00 - 120.00
Slime Apple	45.00 - 60.00	100.00 - 100.00	100.00 - 100.00	90.00 - 100.00	70.00 - 80.00	-	60.00 - 70.00	50.00 - 100.00	80.00 - 80.00
Grapes (Rs/Kg)	2200.00 - 2400.00	2000.00 - 2200.00	2500.00 - 2600.00	2600.00 - 2800.00	2200.00 - 2400.00	2200.00 - 2200.00	2200.00 - 2200.00	2400.00 - 2450.00	2200.00 - 2300.00
Papaw (Rs/Kg)	200.00 - 300.00	360.00 - 380.00	380.00 - 400.00	330.00 - 360.00	330.00 - 350.00	280.00 - 280.00	280.00 - 320.00	350.00 - 380.00	300.00 - 350.00
Passion	130.00 - 150.00	-	200.00 - 200.00	-	140.00 - 150.00	-	200.00 - 200.00	-	-
King Coconut	200.00 - 220.00	180.00 - 200.00	180.00 - 200.00	180.00 - 200.00	180.00 - 200.00	180.00 - 180.00	180.00 - 180.00	180.00 - 200.00	180.00 - 220.00

Annex 04 - Colombo Markets: Retail Prices of Sea Fish and Dried Fish (Rs/kg)

Week 12: 15 - 21 March 2024

31

CROP	PELIYAGODA	MAHARAGAMA	KIRULAPONE	NUGEGODA	NARAHENPITA	DEMATAGODA	THOTALANGA	KADAWATHA	KIRIBATHGODA
<i>Sea Fish</i>									
Salaya	300.00 - 345.00	400.00 - 420.00	400.00 - 420.00	480.00 - 500.00	500.00 - 500.00	420.00 - 480.00	400.00 - 420.00	440.00 - 480.00	480.00 - 500.00
Hurulla	630.00 - 690.00	900.00 - 1000.00	1000.00 - 1100.00	1000.00 - 1000.00	800.00 - 800.00	800.00 - 800.00	800.00 - 800.00	880.00 - 900.00	800.00 - 800.00
Balaya	600.00 - 700.00	-	-	-	-	-	800.00 - 800.00	1000.00 - 1000.00	1000.00 - 1000.00
Kelawalla	1000.00 - 1100.00	2000.00 - 2000.00	1800.00 - 1800.00	2000.00 - 2000.00	2000.00 - 2000.00	1600.00 - 1800.00	2000.00 - 2000.00	1800.00 - 2000.00	2000.00 - 2000.00
Thora	2200.00 - 2500.00	3000.00 - 3000.00	3400.00 - 3600.00	3200.00 - 3400.00	3600.00 - 3600.00	2800.00 - 3000.00	3000.00 - 3000.00	2800.00 - 3000.00	2800.00 - 2800.00
Paraw	1400.00 - 1500.00	2000.00 - 2200.00	2200.00 - 2200.00	2200.00 - 2200.00	2000.00 - 2000.00	2000.00 - 2000.00	1600.00 - 1800.00	1800.00 - 2000.00	2000.00 - 2000.00
Mora	-	-	-	-	-	-	-	-	-
Shrimps Small	2300.00 - 2500.00	2200.00 - 2200.00	2300.00 - 2400.00	2200.00 - 2300.00	2300.00 - 2300.00	2200.00 - 2400.00	2200.00 - 2200.00	2200.00 - 2300.00	2200.00 - 2400.00
Talopath	1650.00 - 1800.00	2400.00 - 2400.00	2400.00 - 2400.00	2400.00 - 2400.00	2800.00 - 2800.00	2400.00 - 2600.00	2400.00 - 2600.00	2400.00 - 2600.00	2800.00 - 2800.00
<i>Eggs (Rs/egg)</i>									
Brown	50.50 - 51.00	51.00 - 51.00	51.00 - 51.00	51.00 - 51.00	53.00 - 53.00	53.00 - 53.00	53.00 - 53.00	53.00 - 53.00	52.50 - 53.00
White	49.00 - 49.00	48.00 - 49.00	48.00 - 48.00	48.00 - 49.00	49.00 - 50.00	49.00 - 50.00	49.00 - 50.00	49.00 - 50.00	49.00 - 50.00
<i>Dried Fish</i>									
Sprats	1800.00 - 2000.00	1800.00 - 1800.00	1800.00 - 1800.00	1800.00 - 2000.00	1800.00 - 2000.00	1600.00 - 1800.00	1800.00 - 2000.00	1800.00 - 2000.00	1800.00 - 2000.00
Kattawa	2000.00 - 2000.00	2200.00 - 2200.00	2200.00 - 2300.00	2200.00 - 2300.00	1800.00 - 2000.00	1800.00 - 2000.00	1800.00 - 2000.00	2000.00 - 2000.00	2000.00 - 2200.00
Thora	-	-	-	-	-	-	-	-	-
Mora	2000.00 - 2200.00	2300.00 - 2400.00	2300.00 - 2400.00	2400.00 - 2500.00	2000.00 - 2200.00	2000.00 - 2200.00	2300.00 - 2400.00	2200.00 - 2400.00	2300.00 - 2400.00
Balaya	1300.00 - 1400.00	1500.00 - 1600.00	1400.00 - 1600.00	1600.00 - 1600.00	1600.00 - 1800.00	1400.00 - 1600.00	1600.00 - 1800.00	1600.00 - 1800.00	1600.00 - 1800.00
Anguluwa	-	2400.00 - 2400.00	-	2400.00 - 2400.00	2200.00 - 2400.00	-	-	-	2400.00 - 2400.00
Salaya	800.00 - 800.00	800.00 - 900.00	800.00 - 800.00	-	800.00 - 900.00	800.00 - 800.00	800.00 - 900.00	800.00 - 900.00	800.00 - 900.00
<i>Meat</i>									
Beef (without Bones)	-	-	2500.00 - 2500.00	-	2400.00 - 2400.00	-	2400.00 - 2400.00	-	-
Chicken (Broiler)	1280.00 - 1280.00	1250.00 - 1250.00	1280.00 - 1280.00	1300.00 - 1300.00	1200.00 - 1200.00	1180.00 - 1180.00	1280.00 - 1280.00	1300.00 - 1300.00	1320.00 - 1320.00
Chicken (Curry)	1300.00 - 1300.00	1300.00 - 1300.00	1300.00 - 1300.00	1350.00 - 1350.00	1250.00 - 1250.00	1200.00 - 1200.00	1200.00 - 1200.00	1200.00 - 1200.00	1250.00 - 1250.00
Mutton	-	3200.00 - 3200.00	3200.00 - 3200.00	3200.00 - 3200.00	3200.00 - 3200.00	3200.00 - 3200.00	3100.00 - 3100.00	3200.00 - 3200.00	3400.00 - 3400.00
Pork	-	1300.00 - 1300.00	-	-	-	-	-	1300.00 - 1300.00	1250.00 - 1250.00

Annex 05 : Food Composition of Selected Food Commodities

Commodity	Energy (kcal/100g)	Protein (g/100g)	Total fat (g/100g)	Retinol Eq (μ g/100g)	Vit B2 (mg/100g)	Vit B6 (mg/100g)	Folate (μ g/100g)	Vit C (mg/100g)	Calcium (mg/100g)	Magnesium (mg/100g)	Iron (mg/100g)	Zinc (mg/100g)
Rice												
Rice - (white Kekulu - normal)	361	9.88	1.52	-	0.03	0.09	10.67	-	6.94	26.29	1.22	1.5
Rice - (white Kekulu Samba)	355	8.81	1.53	-	0.03	0.09	8.11	-	9.82	30.48	0.92	1.7
Rice - (Red Kekulu - normal)	366	8.64	2.12	-	0.05	0.1	8.39	-	4.73	31.7	0.88	1.84
Rice -Samba	369	6.86	2.45	-	0.05	0.13	12.79	-	8.71	37.26	1.18	1.49
Rice - Nadu White	366	7.76	1.48	-	0.03	0.12	9.35	-	4.57	20.1	0.64	1.61
Dried chilies												
	233	12.68	6.41	437	0.84	0.42	46.83	NA	107	231	5.39	1.65
Onion												
Big onions	48	1.67	0.24	0.16	0.01	0.1	32.99	7.58	14.82	16.94	0.45	0.25
Red onions	55	2.13	0.15	0.18	0.02	0.13	30.15	14.26	20.37	19.32	0.31	0.28
Potatoes												
	71	1.67	0.25		0.01	0.09	14.31	20.5	9.83	23.84	0.46	0.29
Pulses												
Green gram	290	21.97	0.93	19.5	0.28	0.33	135	NA	98.96	146	4.15	2.86
White cowpea	320	21.25	1.14	1.36	0.09	0.26	249	NA	84.1	213	5.04	3.57
Red cowpea	320	20.24	1.08	0.96	0.11	0.27	273	NA	81.83	194	4.95	3.4
Red Dhal	319	23.09	0.77	1.06	1.6	0.22	55	NA	41.27	66.63	7.45	3.34
Vegetables												
Beans	46	3.95	0.15	6.64	0.1	0.3	45.2	7.02	35.68	45.56	0.7	0.59
Carrot	30	0.85	0.45	1240	0.03	0.1	24.71	5.93	27.65	11.7	0.59	0.25
Leeks	30	1.74	0.49	18.56	0.02	0.19	42.63	4.65	29.28	11.77	1.49	0.43
Beetroot	31	2.12	0.15	1.52	0.01	0.09	108	4.51	20.29	34.88	0.77	0.29
Knolkhol	16	1.69	0.34		0.05	0.19	12.7	77.64	40.09	19.35	0.23	0.18
Radish	29	0.75	0.11		0.02	0.09	18.09	12.13	35.64	13.56	0.38	0.16
Cabbage	21	1.35	0.14	3.35	0.05	0.14	52.66	29.62	56.85	18.47	0.33	0.16

Tomatoes	20	0.88	0.56	165	0.03	0.09	20.16	25.58	9.69	14.93	0.31	0.12
Ladies fingers	26	2.06	0.19	12.41	0.08	0.28	70.62	24.48	92.26	55.23	0.96	0.44
Brinjal (Pandora Striped)	29	1.49	0.31	23	0.12	0.09	30.99	1.49	18.95	18	0.32	0.19
Brinjal (Chinese eggplant)	24	1.28	0.33	16.83	0.12	0.11	32.94	3.37	14.4	21.18	0.28	0.16
Capsicum	23	1.22	0.34	38.96	0.03	0.29	28.65	49.63	12.65	11.21	0.21	0.31
Pumpkin (Common)	31	0.86	0.3	30.41	0.02	0.09	17.72	8.73	18.75	9.93	0.49	0.25
Cucumber	19	0.98	0.24	0.58	0.01	0.08	19.66	4.08	22.1	18.22	0.67	0.21
Bitter gourd	19	1.47	0.23	55.08	0.05	0.06	53.1	46.89	25.19	35.81	1.75	0.26
Snake gourd (Dark green)	11	0.82	0.25	10.41	0.03	0.12	18.09	3.54	26.83	25.84	0.41	0.11
Snake gourd (Pale green)	11	0.89	0.25	5.14	0.03	0.07	16.52	2.85	27.11	21.77	0.47	0.2
Drumstick	30	2.48	0.12	3.13	0.06	0.12	60.48	92.33	22.27	28.51	0.5	0.26
Watakolu	12	0.86	0.15	59.33	0.01	0.07	25.48	6.41	14.67	14.01	4.42	0.45
Long beans	24	3.36	0.3	-	0.06	0.11	99.98	8.93	44.22	33.17	1.01	0.08
Ash Plantain	76	2.84	0.56	0.06	0.02	0.07	6.82	4.49	5.19	22.55	0.39	0.21
Green chillies	39	2.28	0.76	38.16	0.08	0.25	21.29	98.61	20.25	36.91	1.25	0.29
Limes	26	0.66	0.26	0.36	0.01	0.05	12.1	38.05	26	15.25	0.12	0.05
Kekiri	17	1.01	0.25	0.76	0.01	0.07	17.34	8.07	25.72	26.2	0.63	0.22
Ash pumpkin (Ash guord)	18	0.8	0.15		0.01	0.15	14.17	9.14	19.27	23.62	0.48	0.13
Cho-Cho	19	0.58	0.12	0.3	0.04	0.07	63.81	23.76	20.55	13.02	0.49	0.12
Thalana batu (Little prince)	21	1.28	0.39	24.33	0.12	0.09	38.63	2.4	12.38	19.62	0.31	0.22
Thalana batu (Thai eggplant)	21	1.45	0.26	18.33	0.11	0.09	31.18	2.71	17.24	37.22	0.37	0.24
Thibbatu	61	1.66	1.96	15.89	0.03	1.02	72.39	10.8	105	57.46	1.06	0.59
Kohila yams	27	0.64	0.16	1.72	0.01	0.14	4.64	1.67	52.33	33.95	0.61	1.62
Kehel muwa	19	1.36	0.63	4.27	0.02	0.12	40.51	8.16	35.09	31.43	0.38	0.39
Ambaralla	37	0.73	0.44	3.36	0.01	0.1	44.49	35.51	20.7	9.28	0.7	0.12
Mango	50	0.75	0.09	14.5	0.02	0.14	34.89	91.63	28.56	17.74	0.5	0.09
Mushroom	27	2.54	0.42	-	0.15	0.13	7.81	11.56	0.9	14.42	1.32	0.79
Dambala	21	1.84	0.2	38.74	0.08	0.4	33.69	19.82	68.24	31.38	1.2	0.44
Coconuts nuts	390	3.67	39.92	-	0.05	0.11	14.86	-				

Root Crop												
Sweet potato	108	1.27	0.33	NA	0.04	0.09	14.44	22.2	28.93	21.05	0.51	0.14
Manioc	78	0.92	0.19	NA	0.07	0.2	0.1	1.95	25.31	19.08	19.78	23.73
Nelum ala/Lotus root	79	1.94	0.93	NA	0.05	0.19	26.49	26.63	37.71	26.58	3.34	0.35
Kiriala	87	3.96	0.15	1.19	0.03	0.16	20.17	2.71	30.79	41.52	0.6	0.42
Iniala	103	3.2	0.3	33.14	0.01	0.22	22.19	13.03	40.99	28.98	1.31	0.29
Leafy Vegetables												
Mukunuwanna	28	3.15	0.55	92.25	0.09	0.27	96.14	3.24	135	45.38	1.7	1.03
Gotukola	15	0.64	0.47	226	0.07	0.23	70.11	6.74	96.31	41.42	1.25	0.66
Kankun	15	0.47	0.37	1614	0.08	0.4	33.69	19.82	49.21	18.35	1.32	0.44
Kathurumurunga	70	8.01	1.35	2097	0.33	0.22	120	121	901	96.64	4.36	0.53
Nivithi	22	2.2	0.47	959	0.06	0.11	74.05	10.26	163	61.37	1.49	0.67
Thampala	32	3.55	0.72	1474	0.21	0.22	74.27	82	258	209	3.5	1.4
Sarana	20	2.42	0.21	1149	0.03	0.13	58.54	9.89	59.57	42.93	0.13	0.75
Kohila leaves	33	4.1	0.83	300	0.02	0.17	56.76	5.56	19.5	20.32	0.25	0.3
Onion leaves	27	2.01	0.26	NA	0.04	0.18	56.8	23.38	35.21	74.95	3.15	0.77
Cabbage leaves	30	3.63	0.27	8.66	0.05	0.24	63.46	40.76	170	18.47	2.67	0.35
Salad leaves	19	1.05	0.24	NA	0.1	0.06	37.48	11.64	58.23	36.89	2.07	0.27
Cauliflower	23	2.09	0.48	0.14	0.06	0.11	46.67	50.17	22.44	18.52	0.76	0.27
Jackfruit pods	25	2.14	0.34	NA	0.03	0.04	30.7	24.77	37.32	26.08	0.3	0.17
Jackfruit seeds	77	5.66	0.44	NA	0.02	0.08	58.91	15.24	40.87	50.14	0.52	0.42
Meat												
Chicken	176	23.14	9.24	6.88	0.07	0.49	10.09	-	15.06	20.18	0.75	0.64
Beef	160	23.3	7.45	2.15	0.08	0.32	1.93	-	4.8	28.54	2.41	3.31
Mutton	138	20.37	6.23	2.7	0.13	0.28	1.73	-	7.58	19.5	1.62	5.05
Pork	161	18.83	9.5	1.9	0.09	0.28	8.15	-	6.58	8.9	0.79	0.8
Fish												
Balaya	96	21.28	1.12	21.01	0.15	0.12	7.89		6.45	26.02	0.68	0.46
Seer	136	22.28	5.18	81.9	0.07	0.16	15.45		9.85	36.73	0.41	0.74

Shark	95	21.6	0.83	1.11	0.04	0.11	8.57	8.44	32.58	0.41	0.74
Paraw	87	20.02	0.7	1.49	0.02	0.16	6.77	8.17	31.68	0.67	0.41
Thalapath	91	16.04	2.88	12.03	0.1	0.13	78.22	7.64	24.89	0.71	0.67
Kelawalla	109	21.47	2.55	15.95	0.17	0.73	77.39	13.35	33.82	0.68	0.64
Haedaella	87	19.88	0.78	12.18	0.04	0.06	11.7	36.6	53	0.54	0.65
Hurulla	88	17.08	2.18	10.02	0.14	1.66	61.66	103	35.45	1.24	1.05
Karalla / Katuwalla	97	21.8	1.06	1.25	0.02	0.1	14.38	37.06	39.05	0.24	0.42
Kumbala / Angila	101	21.51	1.53	16.34	0.1	0.1	7.13	31.27	37.46	1.46	0.67
Salaya / Sudaya	100	19.5	2.39	15.41	0.18	1.39	60.87	435	42.83	1.4	2.3
Theppli / Telapiya /Korali	83	18.48	1.08	17.14	0.18	0.18	8.29	99.39	24.96	2.84	0.88
Prawns	65	14.85	0.56	1.24	0.03	0.1	15.37	37.81	30.5	0.73	1.1
Crabs	45	10	0.55	8.33	0.14	0.18	13.83	37.81	45.93	0.73	1.1
Cuttle fish	76	16.82	0.93	1.93	0.02	0.04	6.22	8.73	35.46	0.62	1.3
Linna	112	20.3	3.37	15.78	0.23	0.68	59.78				
Coppara	97	22.89	0.56	21.51	0.04	0.12	8.08	7.2	30.08	1.2	0.58
Ray (Maduwa)	97	23.98	0.68	7.55	0.02	0.21	25.59	9.16	24.61	0.74	0.44

Dried Fish

Dried sprats	259	51.16	5.92	12.83	0.25	0.62	438	1178	162	3.06	4.2
Dried keeramin	311	49.6	12.42	12.92	0.13	2.41	144	555	166	2.58	3.19
Dried thalapath	289	54.68	8.04	9.38	0.04	0.43	97.8	62.75	110	1.96	1.45
Dried katta	275	50.04	8.31	2.48	0.03	0.35	80.4	86.55	92.17	1.47	1.16
Dried balaya	282	63.79	3.37	14.32	0.12	1.98	213	83.48	83.45	3.6	1.44
Dried shark / keelan	267	55.03	5.25	10.31	0.04	0.32	187	42.24	92.94	1.48	0.66

Eggs

Hen eggs (Country)	170	13.14	13	208	0.08	0.18	54.6	50.14	11.04	1.64	1.12
Hen eggs (Table)	135	13.55	9.03	200	0.19	0.19	49.46	63.3	12	2.39	1.73
Quail eggs	153	12.39	11.46	153	0.11	0.17	54.86	60.67	11.21	2.55	1.51

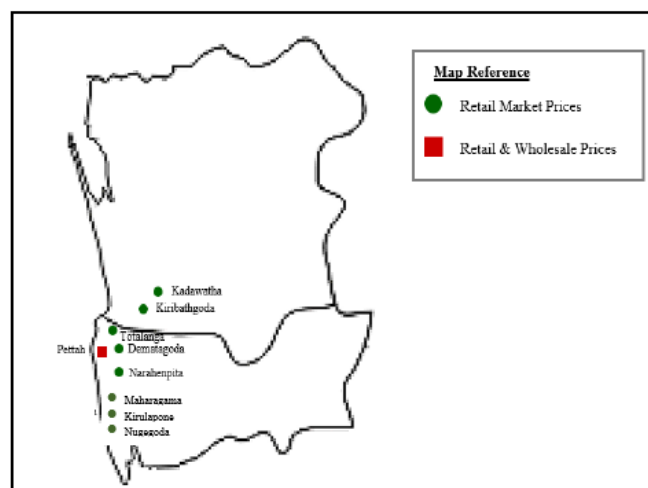
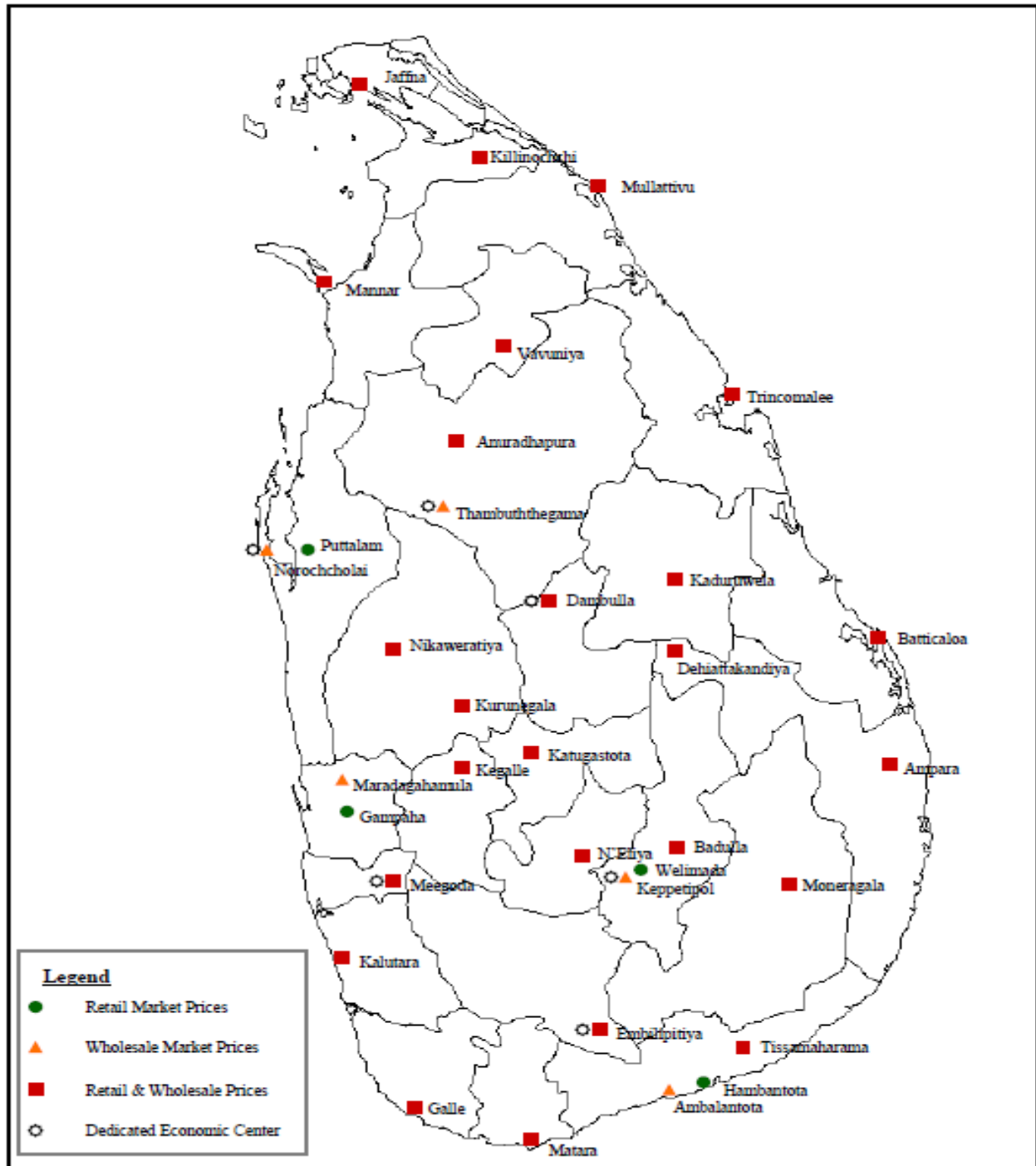
Fruits

Banana Embul	109	1.11	1.09	9.68	0.05	0.64	32.98	13.61	9.39	25.67	0.51	0.23
Anamaalu	102	1.04	0.72	16.4	0.04	0.65	21.07	3.66	8.06	27.02	0.51	0.23

Koli kuttu	107	1.38	0.34	8.8	0.03	0.47	18.12	7.71	8.56	38	0.32	0.14
Pineapple	37	0.41	0.17	5.76	0.04	0.12	17.86	39.36	10.37	10.71	0.3	0.09
Papaya	26	0.42	0.16	171	0.11	0.04	54.85	48.62	16.77	8.9	0.23	0.08
Mangoes (Karthakolomban)	79	0.8	0.92	259	0.01	0.1	35.52	17.74	3.12	6.72	0.1	0.08
Mangoes (Vilad)	44	0.76	0.58	146	0.05	0.26	67.6	29.97	16.93	14.79	0.65	0.19
Apple	62	0.29	0.64	0.36	0.02	0.08	3.43	2.9	3.12	6.72	0.1	0.08
Avacado	144	2.95	13.86	2	0.08	0.18	67.17	9.36	28.48	48.14	0.81	0.75
Wood apple	78	3.09	3.62	0.46	0.01	0.14	6.07	13.58	59.15	25.16	0.45	0.32
Orange	46	1.07	0.37	23.44	0.01	0.28	14.46	20.19	31.18	20.36	0.81	0.35
Guava	39	1.53	0.38	19.67	0.01	0.11	25.24	30.88	6.59	12.02	0.53	0.33
Grapes	49	0.95	10.69	3.22	0.04	0.1	7.07	20.51	7.27	6.86	0.28	0.07
Melon	19	0.65	0.16	130	0.02	0.11	6	8.24	4.05	9.76	0.15	0.1

Source: Sri Lanka Food Composition Tables, Ministry of Health - 2021.

Price Collecting Areas





HARTI



Ministry of Agriculture

**Food Systems and Market Research Division & Data Management Division
Hector Kobbekaduwa Agrarian Research and Training Institute**

No. 114, Wijerama Mawatha, Colombo 07.

Phone: 011-2696981 Fax: 011-2682283

E-mail: mfpaharti@yahoo.com

Web: www.harti.gov.lk

www.mobilink.lk

**දෛනික චිළචිචි තොග මිල,
ජංගම දුරකථනයෙන්**

හෙක්ටර් කොච්චිකඩුව ගොවි කරියතු පර්යේෂණ
හා පුහුණුවීම් ආයතනය අනුමතයෙන්

**මොබිටෙල්
ජංගම
මිල දර්ශනය**

ජාතික ජංගම දුරකථන ජාලයෙන්

6666
අමතන්න.

මොබිටෙල් අද මිල - අත දෙපස
මොබිටෙල් ජංගම දුරකථන ජාලයෙන්
චිළචිචි තොග මිල දර්ශනය.

විකාශිතයාට රු.2/-
විකාශිතයාට රු.2/-