

RETAIL MARKET AT A GLANCE

Summary

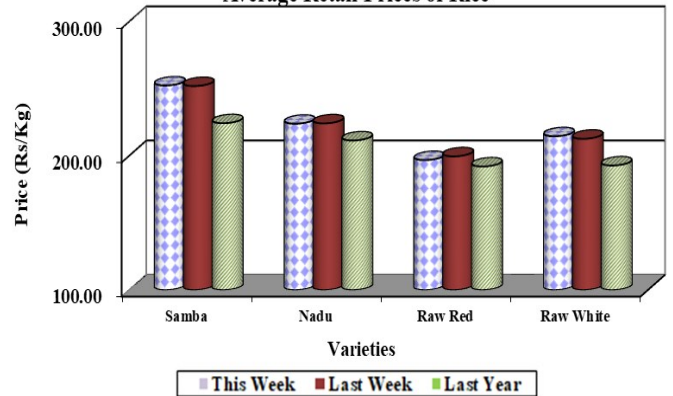
Rice



Price of raw red and imported samba has decreased by Rs.3.00/kg and Rs.2.00/kg respectively. Price of raw white has increased by Rs.2.00/kg. Prices ranged Rs.350.00-380.00/kg for keeri samba, Rs.220.00-230.00/kg for nadu grade I and Rs.230.00-270.00/kg for samba grade I. Farmgate prices of short grain, keeri samba and long grain white paddy varieties have shown a further price increase in all the producing areas except in Polonnaruwa. However, paddy prices of long grain red have decreased in Matara, Hambantota and Embilipitiya areas.

(Page No.01-02)

Average Retail Prices of Rice



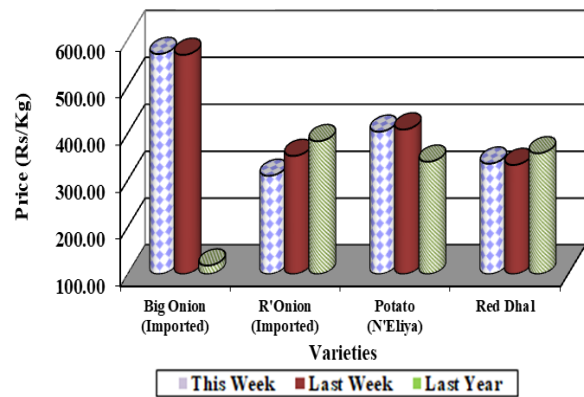
Other Field Crops



Prices of vedalan and imported red onion have decreased by Rs.26.00/kg and Rs.42.00/kg respectively while the price of imported big onion has increased by Rs.2.00/kg. Prices ranged Rs.500.00-600.00/kg for imported big onion. Prices of both local and imported potatoes have decreased with the high supplies. Prices of both white and red cowpea have decreased while the prices of green gram and red dhal have increased.

(Page No.02-04)

Average Retail Prices of Other Field Crops



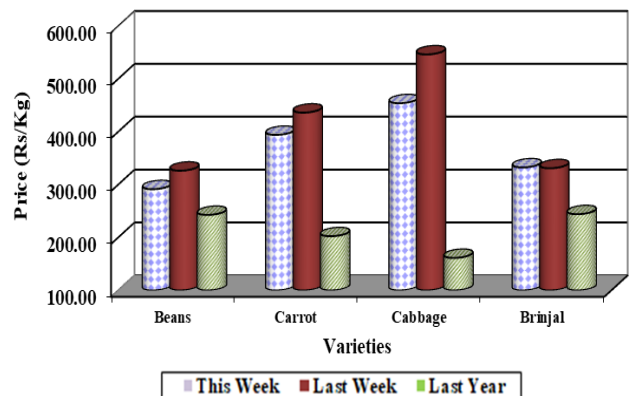
Vegetables



Prices of both up country and low country vegetables have decreased with the high supplies from main producing areas. Considering up country varieties, the highest price decrease was reported for cabbage followed by carrot.

(Page No.04-05)

Average Retail Prices of Vegetables



Coconut



Prices of both large and small nuts have increased by Rs.1.00/nut. Prices ranged Rs.100.00-130.00 for large nut and Rs.85.00-100.00 for small nut.

Eggs



Prices of both brown and white eggs have decreased by Rs.1.00/egg and Rs.2.00/egg respectively. Prices ranged Rs.49.00-52.00/egg for brown eggs and Rs.46.00-49.00/egg for white eggs.

(Page No.08)

Rice

Wholesale

Price of both grade I, II nadu and raw white have increased by 1% and the price ranged Rs.200.00-210.00/kg, Rs.193.00-200.00/kg and Rs.185.00-200.00/kg respectively. Prices of all other local rice varieties have not changed significantly. Price range of samba grade I, II were Rs.235.00-240.00/kg and Rs.228.00-230.00/kg respectively. Average price of both keeri samba and raw red were Rs.318.00/kg and Rs.173.00/kg respectively.

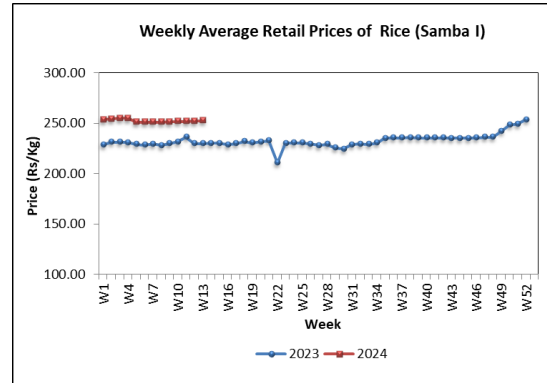
Price of imported ponni samba has decreased by around 1% and the price ranged Rs.245.00-255.00/kg.

Compared to the same period of last year, price of all local rice varieties has increased in the range of 7% -31%.

Retail

The price of raw red and imported samba has decreased by Rs.3.00/kg and Rs.2.00/kg and their prices ranged Rs.180.00-210.00/kg and Rs.270.00-290.00/kg respectively. The price of raw white has increased by Rs.2.00/kg and the price ranged Rs.200.00-220.00/kg. The price of samba I, keeri samba and nadu I has ranged Rs.230.00-270.00/kg,

Rs.350.00-380.00/kg and Rs.220.00-230.00/kg respectively.



Compared to the same period of last year, the current retail prices of all the rice varieties have increased with the highest price increase of 43% reported for keeri samba.

Paddy

The average farmgate prices of short grain (samba), keeri samba and long grain white (nadu) have further increased in all producing areas except in Polonnaruwa district. The highest price increase noted for short grain paddy (Rs.5.00/kg) in Kurunegala and the highest price increased for keeri samba noted (Rs.7.50/kg) in Kalawewa. Likewise, price of short gain ranged between Rs.106.00-129.00/kg and keeri samba prices ranged was Rs.128.00-156.00/kg. Prices of long grain red have decreased by Rs.5.00/kg, Rs.3.00/kg and Rs.1.00/kg respectively in Matara, Hambantota and Embilipitiya areas and the prices ranged between Rs.88.00-92.00/kg.

Compared to the same period of last year, the average prices of all paddy varieties have increased by 1%-32% with the highest price being reported for long grain (white) in the Kurunegala district.

Dried Chilies

Wholesale

Price of imported dried chilies has not changed significantly and the price ranged Rs.750.00-850.00/kg.

Compared to the same period of last year, price of imported dried chilies has decreased by 24%.

Retail

Price of imported dried chilies has decreased by Rs.15.00/kg and the price ranged Rs.900.00-1200.00/kg.

Compared to the same period of last year, the current retail prices of imported dried chilies have decreased by 22%.

Onion

Wholesale

Price of vedalan red onion and imported red onion have decreased by 10% and 7% due to availability of sufficient stocks at the market and the price ranged Rs.220.00-260.00/kg and Rs.200.00-230.00/kg respectively.

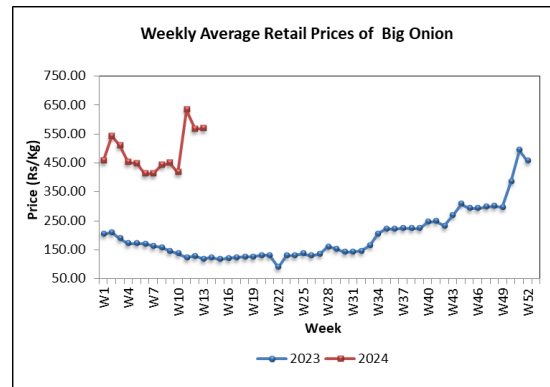
Price of imported big onion has increased by 4% due to limited imports and the price ranged Rs.440.00-520.00/kg.

Compared to the same period of last year, price of vedalan red onion and imported red onion have decreased by 19% and 20%

while the price of imported big onion has increased by 474% due to limited imports from India.

Retail

The price of vedalan and imported red onion has decreased by Rs.26.00/kg and Rs.42.00/kg respectively and their prices ranged Rs.350.00-400.00/kg and Rs.280.00-360.00/kg respectively. The price of imported big onion have increased by Rs.2.00/kg and their prices ranged Rs.500.00-600.00/kg.



Compared to the same period of last year, the current retail prices of red onion have decreased in the range of 16%-19% and price of imported big onion has increased by 383%.

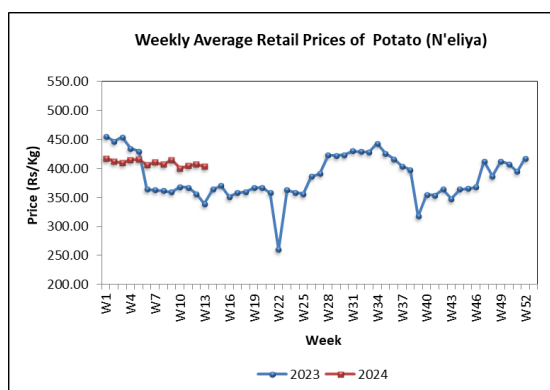
Potato
Wholesale

Price of Welimada and Nuwara Eliya potato has decreased by 20% and 18% due to availability of sufficient stocks and the price ranged Rs.220.00-280.00/kg, Rs.250.00-300.00/kg. Price of imported potato has decreased by 17% due to availability of low-quality stocks at the market and the price ranged Rs.140.00-210.00/kg respectively.

Compared to the same period of last year, prices of all local and imported potatoes have increased in the range of 22%-33%.

Retail

Prices of Nuwara Eliya and imported potatoes have decreased by Rs.5.00/kg and Rs.10.00/kg respectively and their prices ranged Rs.380.00-440.00/kg and Rs.180.00-240.00/kg respectively.



Compared to the same period of last year, the current retail prices of Nuwara Eliya

and imported potatoes have increased by 19% and 33% respectively.

Pulses
Wholesale

Price of green gram has increased by 9% due to unavailability of sufficient stocks and the price ranged Rs.1250.00-1350.00/kg. Price of red cowpea has increased by 2% due to availability of high-quality stocks and the price ranged Rs.650.00-750.00/kg. Price of red dhal has increased by 1% and the price ranged Rs.280.00-290.00/kg. Price of white cowpea has not changed and the price ranged Rs.700.00-800.00/kg.

Compared to the same period of last year, price of all pulses except white cowpea has decreased in the range of 7%-11% while the price of white cowpea has increased by 2%.

Retail

Prices of white cowpea and red cowpea have decreased by Rs.38.00/kg and Rs.18.00/kg respectively and the prices ranged Rs.1000.00-1200.00/kg for both varieties. The price of green gram and red dhal has increased by Rs.50.00/kg and Rs.3.00/kg and their prices ranged Rs.1300.00-1400.00/kg and Rs.320.00-360.00/kg respectively.

Compared to the same period of last year, the current retail prices of green gram, white cowpea and red dahl have decreased in the range of 6%-13% while the price of red cowpea has increased by 3%.

Vegetable

Wholesale

Prices of all vegetables have decreased with the increased supply from all major producing areas.

Considering up country vegetables, the highest price decrease was reported for cabbage as 30% due to increased supply from Kandy area followed by prices of knolkhol and beans reporting a decrease of 29% and 28% respectively with the increased supply. Price of raddish has decreased by 22% with the increased supply from Kandy area and prices of carrot and beetroot has decreased by 10% and 13% respectively with the increased supply from Nuwara Eliya and Puttalam areas.

Due to increased supply from Jaffna area price of tomato has decreased by 33% and the price of capsicum has decreased by 5%.

Considering low country vegetables, the highest price decrease was reported for drumstick as 35% with the increased supply from Embilipitiya and Mannar areas followed by price of ladies fingers as

29% due to increased supply from Dambulla and Puttalam areas. However, price of brinjal has increased by 5% due to availability of high-quality stocks.

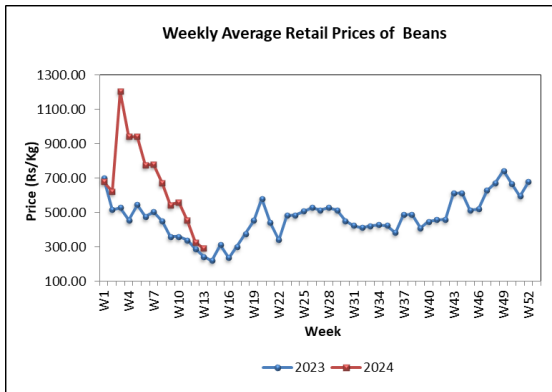
Price of green chilies has decreased by 15% with the increased supply from Jaffna. Price of lime has increased by 38% due to decreased supply from Monaragala and Bibile areas.

Compared to the same period of last year, prices of most of the vegetables have decreased and the highest was reported for ladies fingers as 57%. However, price of cabbage has increased by 297% due to decreased production with the lack of quality seeds followed by pumpkin as 244% due to decreased average yield with the impact of prevailed extreme weather conditions.

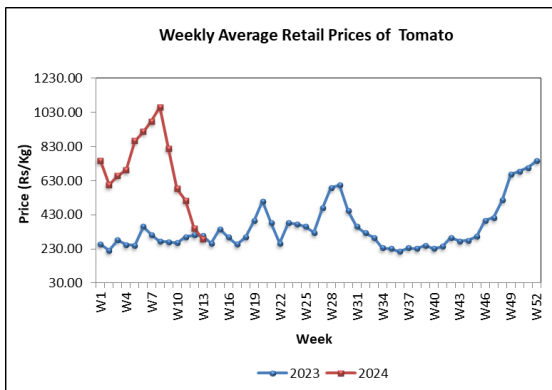
Retail

In line with decreased wholesale price, retail prices of most of the vegetable varieties have also decreased.

Considering up country varieties, the highest price decrease was reported for cabbage as Rs.92.00/kg followed by carrot as Rs.42.00/kg. Prices of knolkhol, beans, beetroot and leeks have decreased by Rs.38.00/kg, Rs.35.00/kg, Rs.31.00/kg and Rs.9.00/kg respectively.



Prices of tomato and capsicum have decreased by Rs.62.00/kg and Rs.45.00/kg respectively.



Considering low country varieties, the highest price decrease was reported for drumstick as Rs.194.00/kg followed by long beans as Rs.38.00/kg. Prices of both snake gourd and cucumber have decreased by around Rs.22.00/kg. Prices of luffa, ash plantain and bitter gourd have decreased by Rs.14.00/kg, Rs.8.00/kg and Rs.6.00/kg respectively.

Further, price of green chilies has decreased by Rs.51.00/kg while prices of lime has increased by Rs.47.00/kg.

Compared to the same period of last year, prices of most of varieties have increased

and the highest price increase was reported for cabbage as 181%.

Coconut Wholesale

Prices of both large and small nuts have decreased by 2%. Price ranges were Rs.95.00-110.00 for a large nut and Rs.80.00-85.00 for a small nut.

Compared to the same period of last year, price of large nut has increased by 1% and the price of small nut has decreased by 5%.

Retail

Prices of both large and small nuts have increased by Rs.1.00/nut. Price ranges were Rs.100.00-130.00 for a large nut and Rs.85.00-100.00 for a small nut.

Compared to the same period of last year, prices of large and small nuts have decreased by 2% and 4% respectively.

Fruits

Wholesale

Prices of most of fruit varieties have increased due to high demand and availability of good quality stocks. The highest price increase was reported as 16% for imported grapes with availability of

good quality stocks from Australia and south Africa. Price of slime apple has increased by 9% with availability of good quality stocks. Further, prices of ambul, kolikuttu and seeni banana have increased in the range of 2%-6% with high demand. Prices of vilad, mango have increased by 4% with availability of quality stocks. In addition, a 2% price increase was reported for wood apple with the end of harvesting season while 2% price increase reported for king coconut with high demand.

However, prices of all sizes of pineapple have decreased in the range of 3%-8% with availability of ripe fruit stocks. Further, prices of papaw and avocado have decreased by 5% and 4% respectively with availability of sufficient stocks. Prices of anamalu and ambun banana have decreased by 3% while passion fruit has decreased by 2% with low demand.

Compared to the similar period of last year, prices of most of the fruit varieties have increased while the highest price increase was reported for vilad mango by 113% with receiving good quality stocks at the outset of the harvesting season.

Retail

Prices of most of fruit varieties have increased in line with increased wholesale

prices. The highest price increase of Rs.19.00/fruit was reported for king coconut due to unavailability of sufficient stocks in the market. Further, prices of both ambul and kolikuttu banana have increased by Rs.14.00/kg. In addition, the price of imported grapes has increased by Rs.13.00/kg due to high demand in the market. Moreover, the prices of slime apple, wood apple and orange have increased by Rs.5.00/fruit, Rs.4.00/fruit and Rs.4.00/fruit respectively.

Meanwhile, the highest price decrease of Rs.36.00/fruit was reported for small sized pineapple due to availability of sufficient stocks in the market. Further, the prices of medium and large sized pineapples have also decreased by Rs.21.00/fruit and Rs.20.00/fruit respectively. Moreover, the prices of avocado and passion fruit have decreased by Rs.18.00/fruit and Rs.5.00/fruit respectively due to low demand. Further, the price of papaw has decreased by Rs.10.00/kg.

Compared to the same period of last year, prices of most of fruit varieties have increased and the highest price increase was reported for passion fruit as 108%.

Fresh Fish

Wholesale

Wholesale prices of most of the fresh fish types have decreased due to increased supply. The highest price decrease of 9% was noted for balaya due to high supply from Beruwala, Galle and Mirissa areas and the price ranged between Rs.450.00-550.00/kg. A price decrease of 6% was noted for paraw due to high supply from Northern areas and the price ranged Rs.1100.00-1250.00/kg. Likewise, a price decrease of 4% was noted for shrimps due to high supply from Chilaw, Puttalam and Jaffna areas and the price ranged between Rs.1600.00-2200.00/kg. Also, the wholesale prices of mora, thalapath and thora have decreased by 2%-3% respectively.

However, a price increase of 20% was noted for hurulla due to low supply from Kalpitiya and Mullaitivu areas and the price ranged between Rs.550.00-700.00/kg. Likewise, a price increase of 6% was noted for kelawalla due to low supply from Beruwala, Valachchenai and Mannar areas and the price ranged between Rs.900.00-1000.00/kg. In addition, price of salaya has increased by 4%.

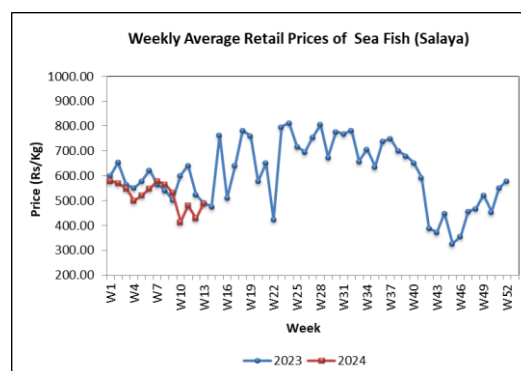
Compared to the same period of last year, current wholesale prices of most of the fresh fish types have increased in the range

of 1%-29% and the highest price increase was noted for shrimps.

Retail

Prices of all types of fresh fish except salaya have decreased due to increased supply. The highest price decrease was reported for thora Rs.210.00/kg followed by Rs.74.00/kg for thalapath and Rs.56.00/kg for kelawalla. The remaining types have decreased in the range of Rs.8.00-50.00/kg.

However, price of salaya has increased by Rs.60.00/kg due to decreased supply.



Compared to the same period of last year, prices of most types of fresh fish have increased in the range of 2%-32% and the highest price increase was reported for shrimps.

Dried Fish

Wholesale

Due to increase of local dried fish supply, prices of most of the local and imported

dried fish types have decreased. The highest price decrease of 5% was noted for local sprats due to high supply from Trincomalee, Mannar and Mullaitivu areas and the price ranged between Rs.1000.00-1250.00/kg. Likewise, a price decrease of 2% was noted for local balaya due to high supply from Negombo and Beruwala areas and the price ranged between Rs.750.00-850.00/kg. In addition, prices of local salaya, local mora and imported anguluwa have decreased by 1%.

However, the price increase of 3% was noted for local maduwa due to low supply from Jaffna, Trincomalee and Negombo areas and the price ranged between Rs.1250.00-1400.00/kg. In addition, price of imported sprats has increased by 2%.

Compared to the same period of last year, current wholesale prices of most of the dried fish types have decreased in the range of 4%-34% and the highest price decrease was reported for local salaya.

Retail

In line with decreased wholesale prices, retail prices of most types of dried fish have also decreased due to increased supply. The highest price decrease was reported for balaya Rs.75.00/kg followed by Rs.66.00/kg for mora and Rs.62.00/kg for local sprats. The remaining types have

decreased in the range of Rs.14.00-24.00/kg.

However, prices of anguluwa and imported sprats have increased by Rs.95.00/kg and Rs.92.00/kg respectively due to limited supply.

Compared to the same period of last year, prices of most types of dried fish have decreased in the range of 1%-27% and the highest price decrease was reported for salaya.

Eggs

Wholesale

Prices of both brown and white eggs have decreased by 3% and their prices ranged between Rs.47.00-50.00/egg and Rs.44.00-47.00/egg respectively.

Compared to the same period of last year, prices of both brown and white eggs have increased by 5% and 3% respectively.

Retail

Prices of both brown and white eggs have decreased by Rs.1.00/egg and Rs.2.00/egg respectively due to decreased farm gate price. A price range of Rs.49.00-52.00/egg prevailed for brown eggs and the average price of a white egg was Rs.47.30/egg.

Compared to the same period of last year, prices of both brown and white eggs have decreased by 12% and 16%.

Meat

Retail

Price of beef has decreased by Rs.58.00/kg due to low demand. Prices of skin less curry chicken and skinless broiler chicken have decreased by Rs.33.00/kg and Rs.11.00/kg.

However, prices of mutton and pork have increased by Rs.38.00/kg and Rs.25.00/kg due to limited supply.

Compared to the same period of last year, prices of most types of meat have decreased in the range of 2%-25%.

EXPLANATORY NOTE

The Food Commodities Bulletin is a weekly publication containing information relating to wholesale and retail prices of selected food commodities in nine selected markets in and around Colombo and main markets in the major producing areas.

The information is analyzed and presented as prevailing prices, price ranges, averages, and a comparison of weekly prices. The changes in prices reported are always with price prevailed during the previous week unless otherwise stated.

The frequency of collection of wholesale price information is twice a week (i.e., Tuesday and Friday) while with retail prices, it is thrice a week (i.e., Friday, Monday, and Tuesday).

Table 01: Selected Markets: Wholesale Price of Rice (Rs/50kg bag)

Week 13: 22 - 28 March 2024

LOCATIONS	Rice Varieties													
	Samba 1		Samba 2		Keeri Samba		Nadu 1		Nadu 2		Raw Red		Raw White	
Colombo	11750	12000	11400	11500	15500	16250	10000	10500	9650	10000	8250	9000	9250	10000
Divulapitiya	-	-	-	-	-	-	-	-	-	-	-	-	-	-
Kurunegala	12650	13000	11400	11500	17500	18000	10600	10750	9400	9750	8750	9000	9250	9500
Nikaweratiya	12750	13000	11250	11250	17000	17000	10850	10900	9200	9350	9250	9500	9000	9250
Badulla	-	-	-	-	-	-	10500	10750	-	-	7900	8250	9250	9500
Puttalam	-	-	11250	11750	-	-	10700	10900	9000	9800	10000	10300	9500	9850
Dambulla	12250	12500	11500	11750	-	-	10400	10500	9500	9750	8500	8750	9000	9500
Anuradhapura	12000	12500	11500	11500	17500	18000	10750	10900	9750	10000	9750	10250	9250	10250
Tambuttegama	-	-	11100	11400	-	-	-	-	9500	9750	-	-	9100	9500
Polonnaruwa	12350	12600	11850	11900	17500	17500	10700	10750	9700	9750	10200	10250	9700	9750
Kalutara	-	-	11400	11650	16250	16500	-	-	9650	9900	8750	9250	9750	10000
Ampara	-	-	11500	11500	-	-	11000	11000	10000	10000	8250	8250	8400	9000
Kandy	11750	12000	11250	11500	16500	17000	10250	10500	9500	9750	8250	8750	9500	10000
Moneragala	12500	12750	11250	11250	17500	18000	10500	10750	10000	10250	8000	8250	8750	9250
Kegalle	-	-	-	-	-	-	-	-	-	-	-	-	-	-
Dehiattakandiya	13000	13000	-	-	17250	18750	10250	11000	9900	10000	10000	10250	9250	10250
Hambantota	11750	12000	-	-	-	-	-	-	-	-	7250	7600	9500	9750
Matara	-	-	-	-	-	-	10500	10800	-	-	7500	7750	9500	9800
Galle	12700	12750	-	-	18500	18500	10750	10900	-	-	7500	8000	9000	9750
Meegoda	-	-	11250	11500	-	-	10250	10250	9700	9900	7800	8000	9250	9500
Tissamaharama	12000	12750	11750	11750	16250	18750	10250	10750	9750	10000	7000	7400	8900	9900
Embilipitiya	-	-	11350	11450	15500	15600	10400	10500	-	-	7200	7300	8850	8950
Jaffna	11750	12000	-	-	16000	16500	-	-	9000	9750	8250	8500	10000	10250
Vavuniya	-	-	11500	11750	16000	16250	10200	10300	9000	9250	8250	8400	10000	10250
Mannar	-	-	-	-	-	-	-	-	-	-	-	-	-	-
Killinochchi	-	-	11500	11750	16000	16250	10000	10250	9000	9250	8250	8500	9750	10000
Mullattivu	-	-	-	-	-	-	-	-	-	-	-	-	-	-
Batticaloa	11800	11900	-	-	16250	16450	10000	10100	9100	9200	8650	8750	9900	10100
Trincomalee	11900	12000	11750	11800	16100	16250	10000	10250	9600	9900	8700	9000	10100	10300
Galenbindunuwew	11850	12500	11500	11500	17500	17500	10750	10850	10000	10400	9750	10250	9100	9500
Matale	12000	12500	11500	11600	16750	17000	10500	10700	9750	10000	8500	9000	9250	9500

Table 02: Selected Markets: Retail Price of Rice (Rs/kg)

Week 13: 22 - 28 March 2024

LOCATIONS	Rice Varieties													
	Samba 1		Samba 2		Keeri Samba		Nadu 1		Nadu 2		Raw Red		Raw White	
Colombo	230.00	260.00	-	-	-	-	220.00	230.00	220.00	220.00	190.00	220.00	210.00	220.00
Gampaha	-	-	-	-	-	-	-	-	-	-	-	-	-	-
Kurunegala	260.00	260.00	230.00	240.00	350.00	360.00	220.00	220.00	200.00	210.00	190.00	190.00	190.00	200.00
Nikaweratiya	270.00	270.00	230.00	230.00	360.00	360.00	220.00	220.00	190.00	200.00	190.00	210.00	190.00	210.00
Dambulla	255.00	258.00	235.00	245.00	355.00	365.00	214.00	215.00	200.00	205.00	185.00	190.00	190.00	200.00
Anuradhapura	250.00	260.00	230.00	235.00	360.00	370.00	220.00	220.00	200.00	210.00	200.00	210.00	190.00	210.00
Thambuththegama	280.00	280.00	230.00	240.00	380.00	380.00	220.00	220.00	195.00	210.00	200.00	210.00	193.00	210.00
Polonnaruwa	250.00	255.00	235.00	242.00	350.00	360.00	218.00	220.00	195.00	200.00	210.00	210.00	195.00	200.00
Kaluthara	250.00	255.00	-	-	370.00	375.00	220.00	225.00	-	-	190.00	195.00	210.00	215.00
Badulla	-	-	-	-	-	-	220.00	220.00	215.00	218.00	165.00	170.00	190.00	200.00
Keppetipola	-	-	235.00	240.00	-	-	215.00	218.00	200.00	205.00	168.00	175.00	196.00	200.00
Moneragala	260.00	265.00	220.00	230.00	360.00	370.00	220.00	230.00	205.00	210.00	165.00	170.00	180.00	190.00
Kegalle	270.00	275.00	-	-	390.00	390.00	215.00	220.00	195.00	210.00	210.00	210.00	200.00	220.00
Ampara	270.00	270.00	230.00	235.00	360.00	360.00	220.00	220.00	210.00	215.00	160.00	195.00	180.00	210.00
Dehiattakandiya	260.00	265.00	-	-	360.00	385.00	220.00	225.00	200.00	210.00	200.00	210.00	190.00	205.00
Nuwaraeliya	260.00	280.00	235.00	240.00	360.00	380.00	218.00	220.00	200.00	205.00	170.00	178.00	196.00	202.00
Kandy	250.00	260.00	230.00	235.00	360.00	370.00	218.00	220.00	200.00	205.00	185.00	210.00	195.00	210.00
Puttalam	-	-	230.00	240.00	-	-	220.00	225.00	190.00	200.00	205.00	210.00	195.00	200.00
Hambantota	240.00	250.00	-	-	350.00	370.00	220.00	230.00	-	-	150.00	155.00	195.00	200.00
Rathnapura	260.00	270.00	-	-	360.00	380.00	215.00	225.00	210.00	213.00	160.00	170.00	198.00	210.00
Matara	250.00	260.00	-	-	350.00	370.00	220.00	220.00	-	-	152.00	160.00	190.00	200.00
Galle	230.00	260.00	-	-	380.00	380.00	220.00	220.00	-	-	160.00	170.00	195.00	210.00
Tissamaharama	240.00	260.00	-	-	330.00	380.00	215.00	220.00	200.00	210.00	144.00	156.00	180.00	200.00
Meegoda (DEC)	-	-	230.00	240.00	330.00	330.00	220.00	220.00	200.00	210.00	170.00	185.00	200.00	200.00
Embilipitiya	230.00	250.00	-	-	330.00	330.00	210.00	220.00	200.00	205.00	148.00	189.00	190.00	205.00
Jaffna	250.00	255.00	-	-	330.00	350.00	210.00	210.00	190.00	200.00	175.00	180.00	205.00	215.00
Vavuniya	250.00	255.00	-	-	338.00	340.00	210.00	214.00	190.00	194.00	170.00	175.00	210.00	214.00
Mannar	-	-	-	-	-	-	-	-	-	-	-	-	-	-
Killinochchi	245.00	250.00	-	-	340.00	345.00	210.00	215.00	190.00	195.00	175.00	180.00	205.00	210.00
Mullaittivu	-	-	-	-	-	-	-	-	-	-	-	-	-	-
Batticaloa	248.00	250.00	-	-	340.00	345.00	208.00	210.00	190.00	194.00	180.00	185.00	208.00	210.00
Trincomalee	245.00	250.00	-	-	335.00	345.00	210.00	215.00	204.00	208.00	185.00	190.00	210.00	215.00
Hanguranketha	-	-	228.00	230.00	-	-	215.00	220.00	195.00	210.00	168.00	180.00	188.00	210.00
Veyangoda	250.00	260.00	230.00	240.00	340.00	350.00	220.00	220.00	196.00	200.00	200.00	200.00	190.00	210.00
Galenbindunuwewa	240.00	260.00	230.00	235.00	360.00	360.00	220.00	220.00	210.00	212.00	200.00	210.00	190.00	195.00
Bandarawela	-	-	-	-	-	-	-	-	-	-	-	-	-	-
Matale	250.00	260.00	234.00	235.00	350.00	360.00	215.00	220.00	198.00	205.00	185.00	195.00	195.00	200.00

Table 04: Selected Markets: Wholesale Price of Subsidiary Food (Rs/50kg)

Week 13: 22 - 28 March 2024

LOCATION	Dried Chillies	Red Onion		Big Onion	Potato			Pulses		
	Imported	Imported	Local		Imported	Welimada	Nuwara Eliya	Green Gram	Cowpea	Red Dhal
Colombo	37500 - 42500	10000 - 11500	11000 - 13000	22000 - 26000	7000 - 10500	11000 - 14000	12500 - 15000	62500 - 67500	35000 - 40000	14000 - 14500
Kurunegala	36250 - 40500	11250 - 12500	-	21250 - 26000	7500 - 8500	-	-	60000 - 65000	35000 - 42500	14000 - 15250
Nikaweratiya	38500 - 39000	11000 - 11500	-	23500 - 25000	7750 - 8250	-	-	57500 - 65000	34000 - 36000	14150 - 14500
Dehiattakandiya	40000 - 48500	14500 - 16000	-	25000 - 26500	9000 - 10000	13000 - 13000	-	60000 - 72500	-	14500 - 15500
Dambulla (DEC)	36500 - 37000	10000 - 11000	12000 - 12500	24500 - 25000	7250 - 7500	11000 - 11500	-	60000 - 62500	30000 - 32500	14000 - 14250
Anuradhapura	40000 - 47500	12500 - 15000	-	25000 - 26000	9000 - 10000	-	-	62500 - 67500	35000 - 45000	14500 - 15000
Thambuththegama	39000 - 44000	10750 - 11000	12000 - 13000	25500 - 26250	7750 - 8000	13500 - 14500	-	-	-	14250 - 14750
Polonnaruwa	41000 - 45000	13500 - 15500	-	26500 - 27500	10000 - 11000	-	19500 - 21500	65000 - 67000	34000 - 35000	15500 - 16250
Kaluthara	40000 - 42500	11000 - 11500	-	23000 - 23500	7250 - 7500	11750 - 12100	12750 - 13000	66000 - 67500	39000 - 41000	14250 - 14500
Puttalam	37500 - 42000	-	8250 - 10000	25000 - 26750	8250 - 9000	-	16500 - 18000	52500 - 54000	35000 - 41000	15400 - 15750
Kandy	40000 - 42500	11000 - 11500	12500 - 13000	25000 - 26000	7500 - 8500	12500 - 13000	14000 - 14500	60000 - 62500	38000 - 40000	14750 - 15000
Matara	40000 - 42500	12000 - 13000	-	25000 - 26500	8250 - 9500	-	18000 - 18250	60000 - 65000	37500 - 42500	14750 - 15500
Hambantota	40000 - 45000	11500 - 13000	-	25000 - 26000	8000 - 9500	-	-	55000 - 62500	47500 - 50000	14750 - 15500
Kegalle	38500 - 40000	11500 - 11800	-	23500 - 24000	7500 - 8000	-	16400 - 16650	66500 - 67500	35000 - 35500	15000 - 17000
Galle	42500 - 43750	12500 - 14000	-	24000 - 26000	8500 - 10000	-	16500 - 19000	57500 - 65000	47500 - 50000	14750 - 15500
Tissamaharama	40000 - 45000	13000 - 14000	-	25000 - 26000	9500 - 10000	-	-	50000 - 55000	35000 - 42500	15250 - 15750
Meegoda (DEC)	37500 - 42500	-	12000 - 12000	26000 - 26500	7250 - 7750	13000 - 13500	14500 - 15000	60000 - 69000	32500 - 40000	14250 - 14750
Jaffna	45000 - 45500	11500 - 12000	16000 - 16750	25000 - 26000	9000 - 9250	-	-	60000 - 62500	-	14750 - 15000
Vavuniya	45000 - 46000	11500 - 12000	-	26000 - 26250	9000 - 9500	-	-	60000 - 62000	-	15000 - 15250
Mannar	-	-	-	-	-	-	-	-	-	-
Killinochchi	42500 - 45000	11000 - 11500	15000 - 16000	25500 - 26500	8500 - 9500	-	-	60000 - 62500	-	15000 - 15250
Mullattivu	-	-	-	-	-	-	-	-	-	-
Batticaloa	44000 - 45000	12500 - 13000	-	27250 - 27750	9000 - 9500	-	19500 - 20000	61500 - 62500	40000 - 41000	15250 - 15400
Trincomalee	43500 - 45000	10000 - 10000	14500 - 15250	21750 - 22750	7000 - 7250	-	-	57500 - 59000	-	15600 - 15800
Galenbindunuwewa	42500 - 45500	12500 - 15000	-	24500 - 26500	9000 - 9750	-	-	62000 - 69000	38000 - 41000	14500 - 15000
Matale	38750 - 41000	11000 - 12500	-	25000 - 26000	7000 - 8000	-	-	65000 - 67500	33750 - 36000	14250 - 15000

Table 05: Selected Markets: Retail Price of Subsidiary Food Crops (Rs/kg)

Week 13: 22 - 28 March 2024

LOCATIONS	Dried Chillies	Red Onion		Big Onion	Potato			Pulses		
	Imported	Imported	Local		Imported	Welimada	Nuwara Eliya	Green Gram	Cowpea	Red Dhal
Colombo	1100.00 - 1300.00	480.00 - 600.00	-	420.00 - 480.00	180.00 - 220.00	-	400.00 - 440.00	1000.00 - 1400.00	1200.00 - 1400.00	320.00 - 360.00
Gampaha	-	-	-	-	-	-	-	-	-	-
Kurunegala	950.00 - 980.00	300.00 - 400.00	-	550.00 - 560.00	190.00 - 240.00	-	400.00 - 440.00	1200.00 - 1200.00	950.00 - 1100.00	320.00 - 350.00
Nikaweratiya	875.00 - 940.00	295.00 - 380.00	-	490.00 - 560.00	190.00 - 240.00	-	-	1450.00 - 1450.00	800.00 - 1000.00	320.00 - 340.00
Dambulla	900.00 - 950.00	280.00 - 320.00	360.00 - 380.00	540.00 - 580.00	180.00 - 200.00	360.00 - 380.00	-	1300.00 - 1350.00	800.00 - 850.00	310.00 - 320.00
Anuradhapura	900.00 - 1000.00	300.00 - 400.00	-	520.00 - 560.00	200.00 - 240.00	-	-	1300.00 - 1450.00	800.00 - 950.00	300.00 - 340.00
Thambuththegama	900.00 - 1050.00	350.00 - 400.00	350.00 - 400.00	520.00 - 570.00	175.00 - 200.00	-	-	1150.00 - 1450.00	750.00 - 850.00	290.00 - 340.00
Polonnaruwa	920.00 - 1000.00	280.00 - 320.00	-	540.00 - 560.00	200.00 - 230.00	-	400.00 - 440.00	1100.00 - 1440.00	780.00 - 800.00	320.00 - 340.00
Kaluthara	980.00 - 1100.00	380.00 - 400.00	-	500.00 - 520.00	200.00 - 220.00	350.00 - 380.00	-	1480.00 - 1520.00	960.00 - 1000.00	310.00 - 320.00
Badulla	900.00 - 950.00	280.00 - 300.00	-	500.00 - 520.00	210.00 - 220.00	400.00 - 400.00	400.00 - 400.00	1300.00 - 1350.00	900.00 - 1000.00	320.00 - 320.00
Keppetipola	860.00 - 950.00	260.00 - 280.00	-	480.00 - 520.00	170.00 - 180.00	320.00 - 340.00	-	1400.00 - 1450.00	860.00 - 880.00	320.00 - 330.00
Moneragala	900.00 - 1000.00	300.00 - 400.00	-	520.00 - 600.00	200.00 - 240.00	360.00 - 400.00	-	1300.00 - 1500.00	750.00 - 800.00	300.00 - 340.00
Kegalle	850.00 - 900.00	300.00 - 320.00	-	520.00 - 550.00	200.00 - 240.00	-	400.00 - 420.00	1300.00 - 1400.00	750.00 - 840.00	300.00 - 380.00
Ampara	890.00 - 950.00	280.00 - 320.00	-	520.00 - 560.00	200.00 - 210.00	-	380.00 - 390.00	1200.00 - 1300.00	775.00 - 1120.00	290.00 - 320.00
Dehiattakandiya	900.00 - 990.00	300.00 - 350.00	-	520.00 - 550.00	200.00 - 230.00	-	-	1250.00 - 1500.00	1000.00 - 1000.00	300.00 - 330.00
Nuwaraeliya	860.00 - 900.00	260.00 - 300.00	-	480.00 - 520.00	170.00 - 190.00	-	330.00 - 350.00	1400.00 - 1450.00	860.00 - 900.00	310.00 - 325.00
Kandy	900.00 - 940.00	340.00 - 360.00	400.00 - 440.00	540.00 - 560.00	200.00 - 220.00	360.00 - 380.00	400.00 - 420.00	1300.00 - 1350.00	900.00 - 950.00	330.00 - 350.00
Puttalam	850.00 - 950.00	-	300.00 - 340.00	540.00 - 600.00	200.00 - 240.00	-	400.00 - 440.00	1100.00 - 1200.00	800.00 - 950.00	315.00 - 320.00
Rathnapura	950.00 - 1100.00	300.00 - 360.00	-	540.00 - 560.00	200.00 - 240.00	340.00 - 360.00	-	1350.00 - 1580.00	800.00 - 1000.00	320.00 - 340.00
Hambantota	850.00 - 1000.00	280.00 - 320.00	-	520.00 - 560.00	190.00 - 230.00	-	-	1300.00 - 1400.00	1100.00 - 1200.00	320.00 - 340.00
Matara	840.00 - 1000.00	270.00 - 320.00	-	520.00 - 600.00	200.00 - 220.00	-	380.00 - 400.00	1300.00 - 1400.00	800.00 - 1100.00	310.00 - 330.00
Galle	950.00 - 1000.00	360.00 - 400.00	-	550.00 - 600.00	220.00 - 220.00	-	460.00 - 480.00	1250.00 - 1400.00	900.00 - 1100.00	320.00 - 330.00
Tissamaharama	850.00 - 1000.00	280.00 - 320.00	-	520.00 - 560.00	200.00 - 230.00	-	-	1100.00 - 1200.00	900.00 - 1100.00	315.00 - 335.00
Meegoda (DEC)	850.00 - 950.00	-	-	500.00 - 600.00	180.00 - 240.00	360.00 - 400.00	400.00 - 400.00	1250.00 - 1350.00	750.00 - 950.00	295.00 - 330.00
Embilipitiya	950.00 - 1050.00	280.00 - 320.00	-	520.00 - 560.00	200.00 - 220.00	350.00 - 380.00	-	1350.00 - 1400.00	780.00 - 880.00	300.00 - 390.00
Jaffna	950.00 - 1000.00	240.00 - 270.00	290.00 - 330.00	540.00 - 590.00	200.00 - 220.00	-	-	1280.00 - 1350.00	-	315.00 - 320.00
Vavuniya	950.00 - 980.00	250.00 - 270.00	-	550.00 - 570.00	200.00 - 220.00	-	-	1300.00 - 1350.00	-	320.00 - 325.00
Mannar	-	-	-	-	-	-	-	-	-	-
Killinochchi	940.00 - 980.00	240.00 - 250.00	340.00 - 360.00	540.00 - 560.00	200.00 - 220.00	-	-	1280.00 - 1320.00	-	315.00 - 325.00
Mullaittivu	-	-	-	-	-	-	-	-	-	-
Batticaloa	940.00 - 950.00	300.00 - 320.00	-	580.00 - 600.00	220.00 - 240.00	-	440.00 - 450.00	1300.00 - 1340.00	850.00 - 880.00	320.00 - 324.00
Trincomalee	950.00 - 1000.00	270.00 - 300.00	330.00 - 360.00	540.00 - 570.00	210.00 - 230.00	-	-	1250.00 - 1300.00	-	320.00 - 330.00
Hanguranketha	870.00 - 1000.00	270.00 - 320.00	-	550.00 - 650.00	190.00 - 220.00	320.00 - 340.00	-	1350.00 - 1400.00	750.00 - 900.00	293.00 - 306.00
Veyangoda	840.00 - 900.00	300.00 - 320.00	-	520.00 - 550.00	220.00 - 240.00	-	400.00 - 400.00	1200.00 - 1400.00	1200.00 - 1200.00	300.00 - 320.00
Galenbindunuwewa	900.00 - 950.00	280.00 - 350.00	-	510.00 - 550.00	190.00 - 210.00	-	-	1260.00 - 1400.00	800.00 - 850.00	300.00 - 320.00
Bandarawela	-	-	-	-	-	-	-	-	-	-
Matale	850.00 - 920.00	260.00 - 300.00	-	530.00 - 560.00	170.00 - 240.00	-	-	1350.00 - 1400.00	700.00 - 800.00	290.00 - 310.00

Table 06: Selected Markets: Wholesale Price of Vegetables(Rs/kg)

Week 13: 22 - 28 March 2024

Locations	Butter Beans	Green Beans	Carrot	Leeks	Beetroot	Knolkhol
Colombo	-	80.00 - 180.00	250.00 - 280.00	130.00 - 200.00	150.00 - 180.00	60.00 - 80.00
Meegoda (DEC)	-	130.00 - 160.00	260.00 - 300.00	170.00 - 200.00	130.00 - 180.00	90.00 - 110.00
Dambulla (DEC)	-	70.00 - 100.00	230.00 - 300.00	140.00 - 160.00	120.00 - 150.00	50.00 - 80.00
Keppetipola (DEC)	-	50.00 - 70.00	240.00 - 260.00	140.00 - 150.00	150.00 - 160.00	60.00 - 80.00
Norochchole (DEC)	-	-	-	-	80.00 - 120.00	-
Nuwara Eliya	-	60.00 - 90.00	250.00 - 260.00	160.00 - 170.00	140.00 - 160.00	60.00 - 70.00
Kandy	-	100.00 - 120.00	250.00 - 280.00	170.00 - 180.00	120.00 - 150.00	50.00 - 70.00
Hambantota	-	150.00 - 200.00	300.00 - 350.00	200.00 - 250.00	200.00 - 250.00	140.00 - 180.00
Thambuththegama (DEC)	-	100.00 - 130.00	290.00 - 320.00	180.00 - 210.00	120.00 - 150.00	60.00 - 80.00
Jaffna	-	210.00 - 220.00	365.00 - 380.00	310.00 - 320.00	155.00 - 165.00	-
Bandarawela	-	-	-	-	-	-
Veyangoda	-	100.00 - 120.00	250.00 - 270.00	160.00 - 180.00	110.00 - 150.00	80.00 - 120.00

Locations	Raddish	Cabbage	Tomato	Ladies Fingers	Brinjal	Capsicum
Colombo	30.00 - 50.00	200.00 - 300.00	120.00 - 150.00	40.00 - 60.00	200.00 - 250.00	300.00 - 500.00
Meegoda (DEC)	60.00 - 80.00	260.00 - 290.00	125.00 - 140.00	70.00 - 120.00	170.00 - 200.00	460.00 - 500.00
Moneragala	80.00 - 90.00	280.00 - 280.00	150.00 - 200.00	100.00 - 120.00	150.00 - 180.00	480.00 - 520.00
Dambulla (DEC)	20.00 - 35.00	180.00 - 220.00	80.00 - 110.00	40.00 - 60.00	130.00 - 180.00	250.00 - 350.00
Keppetipola (DEC)	20.00 - 25.00	160.00 - 200.00	80.00 - 120.00	50.00 - 60.00	150.00 - 170.00	350.00 - 450.00
Norochchole (DEC)	10.00 - 25.00	200.00 - 250.00	70.00 - 120.00	40.00 - 60.00	110.00 - 140.00	250.00 - 340.00
Nuwara Eliya	30.00 - 50.00	260.00 - 270.00	80.00 - 100.00	60.00 - 70.00	160.00 - 180.00	420.00 - 450.00
Kandy	30.00 - 50.00	200.00 - 250.00	100.00 - 120.00	60.00 - 80.00	150.00 - 180.00	400.00 - 450.00
Hambantota	80.00 - 130.00	290.00 - 310.00	150.00 - 200.00	80.00 - 100.00	150.00 - 220.00	400.00 - 450.00
Thambuththegama (DEC)	30.00 - 50.00	230.00 - 280.00	70.00 - 100.00	35.00 - 50.00	100.00 - 150.00	330.00 - 400.00
Tissamaharama	80.00 - 100.00	180.00 - 200.00	120.00 - 150.00	80.00 - 100.00	120.00 - 160.00	500.00 - 550.00
Jaffna	80.00 - 90.00	290.00 - 300.00	120.00 - 130.00	160.00 - 170.00	100.00 - 120.00	310.00 - 320.00
Bandarawela	-	-	-	-	-	-
Veyangoda	40.00 - 80.00	230.00 - 250.00	100.00 - 150.00	50.00 - 90.00	150.00 - 200.00	370.00 - 450.00

Locations	Pumpkin	Cucumber	Bitter Gourd	Snake Gourd	Drumstick	Luffa
Colombo	130.00 - 160.00	30.00 - 50.00	150.00 - 180.00	100.00 - 150.00	200.00 - 300.00	80.00 - 120.00
Meegoda (DEC)	160.00 - 180.00	45.00 - 60.00	120.00 - 180.00	150.00 - 160.00	-	100.00 - 110.00
Moneragala	160.00 - 220.00	80.00 - 100.00	200.00 - 260.00	200.00 - 220.00	320.00 - 350.00	130.00 - 200.00
Dambulla (DEC)	130.00 - 160.00	25.00 - 30.00	80.00 - 110.00	70.00 - 100.00	-	50.00 - 70.00
Keppetipola (DEC)	150.00 - 160.00	50.00 - 60.00	90.00 - 100.00	80.00 - 90.00	-	80.00 - 100.00
Norochchole (DEC)	-	15.00 - 25.00	120.00 - 160.00	60.00 - 100.00	230.00 - 300.00	70.00 - 120.00
Nuwara Eliya	160.00 - 170.00	60.00 - 70.00	100.00 - 120.00	90.00 - 100.00	-	90.00 - 100.00
Kandy	140.00 - 150.00	40.00 - 50.00	120.00 - 150.00	120.00 - 130.00	300.00 - 330.00	100.00 - 120.00
Hambantota	150.00 - 200.00	60.00 - 100.00	250.00 - 300.00	150.00 - 200.00	150.00 - 200.00	180.00 - 200.00
Thambuththegama (DEC)	110.00 - 150.00	20.00 - 30.00	90.00 - 130.00	90.00 - 110.00	-	60.00 - 100.00
Tissamaharama	150.00 - 200.00	30.00 - 60.00	150.00 - 170.00	150.00 - 200.00	250.00 - 300.00	100.00 - 150.00
Jaffna	110.00 - 130.00	60.00 - 75.00	290.00 - 320.00	125.00 - 140.00	730.00 - 760.00	-
Bandarawela	-	-	-	-	-	-
Veyangoda	150.00 - 180.00	40.00 - 50.00	120.00 - 160.00	120.00 - 130.00	250.00 - 300.00	100.00 - 130.00

Table 06 (Contd.)

	Long Beans	Ash Plantain	Green Chillies	Lime	Sweet Potatoe	Manioc
Colombo	80.00 - 100.00	150.00 - 220.00	150.00 - 200.00	180.00 - 300.00	120.00 - 150.00	100.00 - 120.00
Meegoda (DEC)	70.00 - 100.00	150.00 - 200.00	200.00 - 230.00	340.00 - 350.00	180.00 - 190.00	120.00 - 140.00
Moneragala	120.00 - 150.00	120.00 - 150.00	300.00 - 320.00	260.00 - 300.00	200.00 - 220.00	80.00 - 100.00
Dambulla (DEC)	50.00 - 60.00	150.00 - 200.00	150.00 - 220.00	300.00 - 320.00	180.00 - 220.00	90.00 - 110.00
Keppetipola (DEC)	60.00 - 70.00	180.00 - 190.00	200.00 - 220.00	280.00 - 300.00	160.00 - 180.00	120.00 - 140.00
Norochchole (DEC)	40.00 - 60.00	-	130.00 - 180.00	-	-	110.00 - 140.00
Nuwara Eliya	70.00 - 80.00	190.00 - 200.00	220.00 - 240.00	300.00 - 340.00	200.00 - 220.00	140.00 - 150.00
Kandy	70.00 - 80.00	190.00 - 220.00	200.00 - 240.00	300.00 - 320.00	150.00 - 180.00	110.00 - 120.00
Hambantota	150.00 - 200.00	140.00 - 200.00	250.00 - 300.00	400.00 - 480.00	150.00 - 200.00	150.00 - 180.00
Thambuththegama (DEC)	60.00 - 80.00	100.00 - 130.00	150.00 - 200.00	260.00 - 300.00	160.00 - 200.00	90.00 - 110.00
Tissamaharama	120.00 - 180.00	150.00 - 200.00	250.00 - 280.00	280.00 - 300.00	180.00 - 200.00	100.00 - 130.00
Jaffna	260.00 - 285.00	100.00 - 125.00	160.00 - 175.00	160.00 - 170.00	140.00 - 160.00	80.00 - 90.00
Bandarawela	-	-	-	-	-	-
Veyangoda	70.00 - 90.00	150.00 - 200.00	180.00 - 200.00	300.00 - 380.00	190.00 - 220.00	100.00 - 140.00

Locations	Leafy Vegetables (Rs/bundle)			Coconut (Rs/nut)	
	Mukunuwenna	Kankun	Gotukola	Large	Small
Colombo	20.00 - 25.00	20.00 - 25.00	240.00 - 250.00	95.00 - 110.00	80.00 - 85.00
Meegoda (DEC)	60.00 - 80.00	60.00 - 80.00	180.00 - 240.00	105.00 - 110.00	85.00 - 95.00
Norochchole (DEC)	50.00 - 60.00	50.00 - 60.00	120.00 - 130.00	90.00 - 100.00	75.00 - 85.00
Nuwara Eliya	-	-	-	-	-
Dambulla (DEC)	25.00 - 30.00	25.00 - 30.00	115.00 - 125.00	80.00 - 85.00	65.00 - 68.00
Kandy	40.00 - 45.00	50.00 - 55.00	230.00 - 240.00	92.00 - 95.00	65.00 - 75.00
Hambantota	50.00 - 60.00	50.00 - 60.00	240.00 - 270.00	-	-
Thambuththegama (DEC)	30.00 - 40.00	30.00 - 40.00	-	85.00 - 90.00	-
Tissamaharama	30.00 - 35.00	30.00 - 35.00	150.00 - 180.00	90.00 - 110.00	60.00 - 80.00
Jaffna	80.00 - 90.00	40.00 - 45.00	140.00 - 150.00	78.00 - 84.00	50.00 - 55.00
Bandarawela	-	-	-	-	-
Veyangoda	40.00 - 40.00	40.00 - 40.00	-	90.00 - 95.00	-

Colombo, Meegoda, Norochchole, Jaffna, Dambulla and Kandy - Gotukola Price Rs/Kg

Table 07: Selected Markets: Retail Price of Vegetables (Rs/kg)

Week 13: 22 - 28 March 2024

LOCATIONS	Up Country Varieties																	
	Butter Beans		Green Beans		Carrot		Leeks		Beetroot		Knol Khol		Raddish		Cabbage		Tomato	
Colombo	-	-	460.00	800.00	700.00	1000.00	380.00	700.00	550.00	900.00	350.00	600.00	220.00	400.00	550.00	800.00	480.00	1000.00
Gampaha	-	-	-	-	-	-	-	-	-	-	-	-	-	-	-	-	-	-
Kurunegala	-	-	240.00	280.00	450.00	480.00	320.00	360.00	320.00	420.00	250.00	280.00	200.00	260.00	440.00	550.00	280.00	340.00
Nikaweratiya	-	-	240.00	400.00	400.00	480.00	320.00	360.00	240.00	320.00	240.00	240.00	100.00	120.00	400.00	520.00	240.00	320.00
Dambulla	-	-	180.00	200.00	360.00	400.00	300.00	380.00	340.00	400.00	160.00	200.00	100.00	120.00	300.00	360.00	240.00	260.00
Anuradhapura	-	-	240.00	400.00	400.00	480.00	320.00	350.00	320.00	360.00	160.00	240.00	140.00	160.00	400.00	480.00	200.00	280.00
Thambuththegama	-	-	180.00	280.00	360.00	420.00	240.00	300.00	200.00	240.00	160.00	200.00	80.00	160.00	300.00	400.00	160.00	240.00
Polonnaruwa	-	-	280.00	320.00	420.00	460.00	300.00	350.00	250.00	300.00	300.00	350.00	120.00	160.00	450.00	480.00	230.00	280.00
Kaluthara	-	-	240.00	260.00	360.00	380.00	280.00	320.00	240.00	260.00	200.00	220.00	160.00	180.00	360.00	380.00	240.00	260.00
Badulla	-	-	140.00	160.00	300.00	320.00	320.00	320.00	300.00	320.00	220.00	240.00	120.00	120.00	320.00	400.00	180.00	200.00
Keppetipola	-	-	160.00	200.00	330.00	350.00	220.00	240.00	220.00	240.00	220.00	240.00	80.00	100.00	240.00	260.00	200.00	220.00
Moneragala	-	-	240.00	320.00	400.00	480.00	320.00	360.00	320.00	400.00	200.00	240.00	140.00	160.00	400.00	520.00	240.00	320.00
Kegalle	-	-	240.00	280.00	480.00	520.00	360.00	400.00	320.00	360.00	200.00	240.00	200.00	240.00	440.00	480.00	280.00	320.00
Ampara	-	-	200.00	200.00	400.00	480.00	280.00	280.00	280.00	320.00	280.00	280.00	160.00	160.00	400.00	440.00	200.00	280.00
Dehiattakandiya	-	-	200.00	240.00	400.00	440.00	280.00	320.00	300.00	340.00	220.00	240.00	120.00	160.00	320.00	400.00	220.00	260.00
Nuwaraeliya	-	-	180.00	200.00	340.00	360.00	240.00	260.00	240.00	260.00	140.00	150.00	100.00	120.00	350.00	360.00	220.00	240.00
Kandy	-	-	200.00	240.00	480.00	500.00	300.00	320.00	240.00	260.00	160.00	200.00	140.00	160.00	450.00	480.00	240.00	260.00
Puttalam	-	-	280.00	320.00	440.00	480.00	280.00	340.00	300.00	400.00	-	-	150.00	220.00	450.00	520.00	250.00	320.00
Hambantota	-	-	200.00	220.00	400.00	480.00	290.00	320.00	280.00	320.00	200.00	240.00	120.00	160.00	380.00	420.00	200.00	220.00
Rathnapura	-	-	200.00	200.00	400.00	440.00	240.00	280.00	200.00	280.00	160.00	240.00	100.00	120.00	320.00	400.00	240.00	280.00
Matara	-	-	200.00	220.00	400.00	480.00	300.00	340.00	280.00	300.00	220.00	240.00	120.00	160.00	360.00	400.00	200.00	220.00
Galle	-	-	180.00	200.00	350.00	400.00	240.00	260.00	250.00	280.00	-	-	100.00	120.00	460.00	480.00	240.00	280.00
Tissamaharama	-	-	160.00	200.00	340.00	380.00	240.00	280.00	200.00	280.00	180.00	240.00	120.00	160.00	280.00	350.00	160.00	200.00
Meegoda (DEC)	-	-	160.00	200.00	400.00	420.00	280.00	320.00	240.00	320.00	160.00	240.00	160.00	170.00	360.00	450.00	150.00	240.00
Embilipitiya	-	-	160.00	200.00	350.00	440.00	280.00	320.00	300.00	360.00	200.00	240.00	80.00	100.00	400.00	480.00	160.00	200.00
Jaffna	-	-	250.00	270.00	420.00	450.00	350.00	380.00	200.00	250.00	-	-	120.00	140.00	330.00	360.00	150.00	180.00
Vavuniya	-	-	500.00	600.00	550.00	580.00	400.00	420.00	450.00	460.00	-	-	200.00	215.00	480.00	500.00	240.00	260.00
Mannar	-	-	-	-	-	-	-	-	-	-	-	-	-	-	-	-	-	-
Killinochchi	-	-	480.00	520.00	540.00	560.00	380.00	420.00	440.00	460.00	-	-	180.00	200.00	440.00	480.00	230.00	250.00
Mullaittivu	-	-	-	-	-	-	-	-	-	-	-	-	-	-	-	-	-	-
Batticaloa	-	-	280.00	320.00	480.00	520.00	360.00	400.00	360.00	400.00	380.00	400.00	160.00	200.00	480.00	500.00	280.00	320.00
Trincomalee	-	-	470.00	500.00	480.00	540.00	380.00	410.00	400.00	450.00	-	-	200.00	230.00	470.00	500.00	250.00	280.00
Hanguranketha	-	-	150.00	180.00	340.00	370.00	240.00	250.00	240.00	280.00	100.00	120.00	60.00	100.00	300.00	350.00	150.00	200.00
Veyangoda	-	-	240.00	240.00	400.00	480.00	320.00	340.00	320.00	360.00	240.00	280.00	120.00	160.00	360.00	480.00	280.00	320.00
Galenbindunuwewa	-	-	200.00	320.00	460.00	480.00	280.00	400.00	240.00	360.00	140.00	160.00	140.00	160.00	320.00	520.00	200.00	260.00
Bandarawela	-	-	-	-	-	-	-	-	-	-	-	-	-	-	-	-	-	-
Matale	-	-	180.00	200.00	360.00	400.00	320.00	400.00	240.00	280.00	140.00	160.00	100.00	120.00	340.00	360.00	180.00	200.00

Table 07 (Contd.)

LOCATIONS	Low Country Varieties											
	Ladies Fingers	Brinjal	Capsicum	Pumpkin	Cucumber	Bitter Gourd	Snake Gourd	Drumstick	Luffa	Long Beans		
Colombo	250.00 - 420.00	500.00 - 900.00	650.00 - 1000.00	180.00 - 340.00	140.00 - 320.00	350.00 - 700.00	250.00 - 480.00	-	300.00 - 600.00	240.00 - 520.00		
Gampaha	-	-	-	-	-	-	-	-	-	-		
Kurunegala	140.00 - 240.00	280.00 - 340.00	600.00 - 700.00	240.00 - 280.00	100.00 - 140.00	280.00 - 340.00	200.00 - 260.00	480.00 - 600.00	240.00 - 320.00	240.00 - 280.00		
Nikaweratiya	140.00 - 240.00	200.00 - 320.00	400.00 - 600.00	200.00 - 320.00	120.00 - 120.00	240.00 - 320.00	160.00 - 240.00	400.00 - 400.00	200.00 - 240.00	160.00 - 240.00		
Dambulla	160.00 - 200.00	240.00 - 280.00	700.00 - 800.00	240.00 - 280.00	80.00 - 100.00	240.00 - 260.00	240.00 - 260.00	-	160.00 - 200.00	100.00 - 150.00		
Anuradhapura	140.00 - 160.00	240.00 - 280.00	520.00 - 600.00	240.00 - 320.00	120.00 - 160.00	240.00 - 320.00	200.00 - 240.00	600.00 - 600.00	200.00 - 240.00	160.00 - 200.00		
Thambuthhegama	100.00 - 160.00	200.00 - 300.00	500.00 - 600.00	200.00 - 260.00	80.00 - 120.00	180.00 - 280.00	140.00 - 220.00	-	140.00 - 200.00	100.00 - 160.00		
Polonnaruwa	100.00 - 150.00	220.00 - 250.00	650.00 - 700.00	280.00 - 320.00	160.00 - 220.00	250.00 - 300.00	240.00 - 280.00	-	250.00 - 300.00	150.00 - 200.00		
Kaluthara	280.00 - 320.00	320.00 - 350.00	660.00 - 680.00	240.00 - 260.00	140.00 - 160.00	240.00 - 260.00	220.00 - 250.00	-	200.00 - 220.00	180.00 - 200.00		
Badulla	160.00 - 200.00	240.00 - 320.00	400.00 - 480.00	240.00 - 320.00	100.00 - 120.00	320.00 - 320.00	200.00 - 240.00	400.00 - 450.00	200.00 - 240.00	120.00 - 120.00		
Keppetipola	140.00 - 160.00	240.00 - 260.00	550.00 - 600.00	220.00 - 240.00	120.00 - 140.00	180.00 - 200.00	160.00 - 180.00	-	160.00 - 180.00	150.00 - 160.00		
Moneragala	200.00 - 240.00	260.00 - 340.00	560.00 - 660.00	280.00 - 320.00	120.00 - 180.00	260.00 - 320.00	260.00 - 320.00	400.00 - 480.00	240.00 - 320.00	180.00 - 200.00		
Kegalle	200.00 - 240.00	280.00 - 320.00	560.00 - 600.00	240.00 - 280.00	120.00 - 160.00	280.00 - 320.00	280.00 - 320.00	440.00 - 480.00	200.00 - 240.00	200.00 - 240.00		
Ampara	200.00 - 200.00	280.00 - 320.00	800.00 - 840.00	280.00 - 280.00	160.00 - 200.00	320.00 - 320.00	280.00 - 320.00	400.00 - 400.00	240.00 - 280.00	160.00 - 200.00		
Dehiattakandiya	120.00 - 140.00	200.00 - 260.00	400.00 - 540.00	240.00 - 260.00	100.00 - 120.00	380.00 - 460.00	200.00 - 240.00	-	200.00 - 240.00	200.00 - 240.00		
Nuwaraeliya	130.00 - 150.00	260.00 - 280.00	560.00 - 600.00	250.00 - 260.00	120.00 - 140.00	220.00 - 250.00	180.00 - 200.00	360.00 - 380.00	200.00 - 220.00	150.00 - 160.00		
Kandy	120.00 - 140.00	260.00 - 300.00	600.00 - 650.00	240.00 - 260.00	100.00 - 120.00	300.00 - 320.00	160.00 - 180.00	-	160.00 - 200.00	180.00 - 200.00		
Puttalam	140.00 - 200.00	240.00 - 300.00	600.00 - 700.00	240.00 - 320.00	120.00 - 160.00	240.00 - 320.00	200.00 - 300.00	320.00 - 400.00	250.00 - 300.00	150.00 - 200.00		
Rathnapura	120.00 - 160.00	200.00 - 240.00	480.00 - 600.00	240.00 - 320.00	100.00 - 120.00	240.00 - 280.00	240.00 - 280.00	400.00 - 400.00	240.00 - 280.00	200.00 - 200.00		
Hambantota	120.00 - 160.00	280.00 - 320.00	480.00 - 600.00	240.00 - 280.00	80.00 - 130.00	400.00 - 480.00	200.00 - 240.00	240.00 - 320.00	240.00 - 300.00	200.00 - 250.00		
Matara	160.00 - 220.00	280.00 - 320.00	560.00 - 600.00	240.00 - 300.00	120.00 - 160.00	320.00 - 420.00	200.00 - 240.00	400.00 - 480.00	240.00 - 320.00	200.00 - 320.00		
Galle	160.00 - 180.00	200.00 - 250.00	540.00 - 600.00	240.00 - 260.00	80.00 - 100.00	260.00 - 300.00	180.00 - 220.00	350.00 - 400.00	200.00 - 280.00	200.00 - 280.00		
Tissamaharama	100.00 - 120.00	200.00 - 280.00	600.00 - 640.00	220.00 - 280.00	80.00 - 120.00	180.00 - 260.00	220.00 - 280.00	340.00 - 380.00	160.00 - 200.00	200.00 - 220.00		
Meegoda (DEC)	160.00 - 240.00	240.00 - 320.00	550.00 - 720.00	190.00 - 320.00	120.00 - 160.00	180.00 - 320.00	240.00 - 320.00	-	200.00 - 280.00	150.00 - 240.00		
Embilipitiya	80.00 - 100.00	250.00 - 320.00	600.00 - 750.00	200.00 - 300.00	80.00 - 100.00	280.00 - 320.00	160.00 - 240.00	320.00 - 400.00	150.00 - 200.00	160.00 - 240.00		
Jaffna	200.00 - 240.00	140.00 - 170.00	350.00 - 380.00	170.00 - 200.00	100.00 - 140.00	350.00 - 380.00	160.00 - 190.00	800.00 - 840.00	-	300.00 - 340.00		
Vavuniya	400.00 - 440.00	200.00 - 250.00	600.00 - 650.00	200.00 - 240.00	200.00 - 220.00	400.00 - 420.00	200.00 - 230.00	-	-	400.00 - 430.00		
Mannar	-	-	-	-	-	-	-	-	-	-		
Killinochchi	350.00 - 400.00	200.00 - 240.00	580.00 - 620.00	180.00 - 200.00	150.00 - 170.00	380.00 - 420.00	180.00 - 220.00	-	-	350.00 - 400.00		
Mullaittivu	-	-	-	-	-	-	-	-	-	-		
Batticaloa	320.00 - 360.00	360.00 - 400.00	560.00 - 600.00	180.00 - 200.00	160.00 - 200.00	380.00 - 400.00	280.00 - 300.00	600.00 - 640.00	360.00 - 400.00	160.00 - 200.00		
Trincomalee	300.00 - 340.00	300.00 - 340.00	620.00 - 650.00	240.00 - 260.00	200.00 - 220.00	400.00 - 440.00	290.00 - 320.00	480.00 - 540.00	200.00 - 250.00	260.00 - 320.00		
Hanguranketha	120.00 150.00	220.00 260.00	500.00 600.00	200.00 240.00	100.00 130.00	160.00 200.00	160.00 200.00	480.00 500.00	150.00 190.00	120.00 160.00		
Veyangoda	240.00 - 240.00	280.00 - 320.00	480.00 - 600.00	280.00 - 320.00	150.00 - 160.00	320.00 - 340.00	240.00 - 280.00	320.00 - 400.00	240.00 - 260.00	200.00 - 240.00		
Galenbindunuwewa	140.00 - 160.00	240.00 - 260.00	520.00 - 600.00	240.00 - 280.00	100.00 - 160.00	240.00 - 260.00	160.00 - 200.00	-	160.00 - 180.00	140.00 - 160.00		
Bandarawela	-	-	-	-	-	-	-	-	-	-		
Matale	140.00 - 160.00	240.00 - 280.00	520.00 - 560.00	200.00 - 240.00	80.00 - 100.00	200.00 - 240.00	160.00 - 180.00	400.00 - 480.00	160.00 - 180.00	160.00 - 180.00		

Table 07 (Contd.)

LOCATIONS	Low Country Varieties					Leafy Vegetable			Coconut (Rs/nut)	
	Ash Plantain	Green Chillies	Lime	Sweet Potato	Manioc	Mukunuwenna	Kankun	Gotukola	Large	Small
Colombo	320.00 - 500.00	1200.00 - 2400.00	300.00 - 1000.00	150.00 - 320.00	150.00 - 240.00	60.00 - 100.00	60.00 - 100.00	100.00 - 120.00	105.00 - 120.00	85.00 - 100.00
Gampaha	-	-	-	-	-	-	-	-	-	-
Kurunegala	260.00 - 320.00	400.00 - 600.00	400.00 - 500.00	220.00 - 240.00	200.00 - 240.00	50.00 - 50.00	50.00 - 50.00	30.00 - 30.00	100.00 - 120.00	80.00 - 90.00
Nikaweratiya	240.00 - 320.00	400.00 - 400.00	500.00 - 600.00	200.00 - 240.00	150.00 - 160.00	50.00 - 50.00	50.00 - 50.00	60.00 - 60.00	85.00 - 90.00	60.00 - 75.00
Dambulla	280.00 - 320.00	400.00 - 500.00	400.00 - 500.00	260.00 - 300.00	200.00 - 220.00	50.00 - 60.00	50.00 - 60.00	50.00 - 50.00	110.00 - 120.00	80.00 - 85.00
Anuradhapura	320.00 - 340.00	400.00 - 600.00	400.00 - 500.00	200.00 - 320.00	200.00 - 240.00	50.00 - 60.00	50.00 - 60.00	50.00 - 60.00	100.00 - 120.00	60.00 - 90.00
Thambuththegama	180.00 - 240.00	280.00 - 400.00	340.00 - 400.00	220.00 - 280.00	140.00 - 160.00	40.00 - 50.00	40.00 - 50.00	-	95.00 - 100.00	85.00 - 90.00
Polonnaruwa	240.00 - 260.00	460.00 - 500.00	300.00 - 350.00	200.00 - 250.00	160.00 - 180.00	50.00 - 60.00	50.00 - 50.00	50.00 - 50.00	90.00 - 120.00	75.00 - 85.00
Kaluthara	320.00 - 350.00	350.00 - 370.00	320.00 - 350.00	240.00 - 280.00	170.00 - 190.00	70.00 - 80.00	60.00 - 70.00	80.00 - 100.00	110.00 - 120.00	95.00 - 100.00
Badulla	300.00 - 320.00	400.00 - 400.00	250.00 - 300.00	-	160.00 - 170.00	80.00 - 80.00	80.00 - 80.00	100.00 - 120.00	100.00 - 120.00	85.00 - 95.00
Keppetipola	250.00 - 260.00	360.00 - 400.00	380.00 - 420.00	280.00 - 300.00	200.00 - 220.00	40.00 - 50.00	40.00 - 50.00	35.00 - 40.00	115.00 - 118.00	100.00 - 106.00
Moneragala	200.00 - 240.00	400.00 - 600.00	300.00 - 400.00	260.00 - 320.00	100.00 - 120.00	60.00 - 70.00	60.00 - 70.00	70.00 - 80.00	120.00 - 130.00	90.00 - 100.00
Kegalle	320.00 - 360.00	400.00 - 500.00	420.00 - 500.00	280.00 - 360.00	200.00 - 220.00	70.00 - 80.00	70.00 - 80.00	40.00 - 50.00	110.00 - 120.00	90.00 - 100.00
Ampara	240.00 - 240.00	440.00 - 500.00	200.00 - 300.00	300.00 - 320.00	140.00 - 140.00	60.00 - 70.00	50.00 - 60.00	70.00 - 80.00	110.00 - 110.00	100.00 - 100.00
Dehiattakandiya	200.00 - 220.00	300.00 - 400.00	300.00 - 400.00	180.00 - 200.00	160.00 - 200.00	50.00 - 70.00	50.00 - 70.00	50.00 - 70.00	90.00 - 100.00	70.00 - 80.00
Nuwaraeliya	280.00 - 300.00	380.00 - 420.00	420.00 - 450.00	300.00 - 320.00	220.00 - 240.00	50.00 - 60.00	50.00 - 60.00	40.00 - 50.00	115.00 - 120.00	105.00 - 110.00
Kandy	300.00 - 320.00	500.00 - 600.00	450.00 - 500.00	240.00 - 260.00	200.00 - 220.00	50.00 - 60.00	60.00 - 70.00	40.00 - 50.00	100.00 - 120.00	75.00 - 85.00
Puttalam	300.00 - 350.00	300.00 - 400.00	400.00 - 600.00	280.00 - 320.00	170.00 - 200.00	70.00 - 70.00	70.00 - 70.00	40.00 - 40.00	100.00 - 110.00	80.00 - 95.00
Rathnapura	280.00 - 320.00	450.00 - 560.00	380.00 - 500.00	280.00 - 340.00	140.00 - 160.00	80.00 - 80.00	80.00 - 80.00	100.00 - 100.00	110.00 - 140.00	80.00 - 90.00
Hambanthota	160.00 - 220.00	300.00 - 400.00	550.00 - 600.00	200.00 - 240.00	200.00 - 240.00	60.00 - 70.00	60.00 - 70.00	100.00 - 110.00	110.00 - 130.00	70.00 - 90.00
Matara	240.00 - 320.00	400.00 - 420.00	500.00 - 600.00	240.00 - 300.00	200.00 - 240.00	60.00 - 60.00	60.00 - 60.00	100.00 - 120.00	120.00 - 140.00	80.00 - 100.00
Galle	200.00 - 240.00	380.00 - 400.00	250.00 - 300.00	200.00 - 250.00	160.00 - 200.00	60.00 - 70.00	60.00 - 60.00	80.00 - 100.00	100.00 - 140.00	90.00 - 100.00
Tissamaharama	220.00 - 280.00	300.00 - 360.00	320.00 - 500.00	260.00 - 320.00	160.00 - 200.00	40.00 - 45.00	40.00 - 45.00	60.00 - 80.00	100.00 - 120.00	70.00 - 90.00
Meegoda (DEC)	280.00 - 360.00	320.00 - 400.00	400.00 - 500.00	240.00 - 320.00	120.00 - 160.00	100.00 - 100.00	100.00 - 100.00	100.00 - 120.00	110.00 - 130.00	90.00 - 100.00
Embilipitiya	200.00 - 240.00	300.00 - 400.00	400.00 - 450.00	280.00 - 350.00	150.00 - 170.00	50.00 - 70.00	30.00 - 50.00	80.00 - 100.00	120.00 - 140.00	80.00 - 110.00
Jaffna	150.00 - 180.00	200.00 - 240.00	200.00 - 240.00	190.00 - 220.00	120.00 - 140.00	100.00 - 110.00	50.00 - 60.00	60.00 - 75.00	95.00 - 110.00	60.00 - 70.00
Vavuniya	230.00 - 250.00	250.00 - 280.00	140.00 - 200.00	250.00 - 280.00	190.00 - 220.00	60.00 - 70.00	50.00 - 60.00	80.00 - 95.00	100.00 - 120.00	70.00 - 90.00
Mannar	-	-	-	-	-	-	-	-	-	-
Killinochchi	240.00 - 260.00	250.00 - 280.00	280.00 - 320.00	230.00 - 250.00	180.00 - 200.00	50.00 - 60.00	45.00 - 50.00	50.00 - 60.00	90.00 - 100.00	50.00 - 60.00
Mullaittivu	-	-	-	-	-	-	-	-	-	-
Batticaloa	360.00 - 400.00	400.00 - 450.00	450.00 - 480.00	260.00 - 280.00	180.00 - 200.00	90.00 - 100.00	80.00 - 90.00	70.00 - 80.00	90.00 - 100.00	60.00 - 60.00
Trincomalee	280.00 320.00	350.00 400.00	440.00 480.00	240.00 260.00	180.00 200.00	75.00 80.00	70.00 75.00	55.00 60.00	118.00 130.00	70.00 75.00
Hanguranketha	250.00 - 280.00	350.00 - 400.00	400.00 - 480.00	240.00 - 260.00	170.00 - 200.00	45.00 - 60.00	45.00 - 60.00	45.00 - 60.00	105.00 - 115.00	75.00 - 95.00
Veyangoda	320.00 - 320.00	400.00 - 500.00	400.00 - 500.00	280.00 - 300.00	180.00 - 200.00	60.00 - 70.00	60.00 - 70.00	30.00 - 30.00	120.00 - 120.00	80.00 - 100.00
Galenbindunuwewa	-	350.00 - 400.00	300.00 - 350.00	-	140.00 - 160.00	50.00 - 60.00	50.00 - 60.00	50.00 - 60.00	100.00 - 120.00	70.00 - 80.00
Bandarawela	-	-	-	-	-	-	-	-	-	-
Matale	320.00 - 340.00	400.00 - 480.00	450.00 - 500.00	240.00 - 260.00	180.00 - 200.00	60.00 - 70.00	70.00 - 80.00	70.00 - 80.00	100.00 - 110.00	75.00 - 85.00

Table 08: Selected Markets: Retail Price of Fruits (Rs/each & Rs/kg)

Week 13: 22 - 28 March 2024

19

LOCATIONS	Banana					Pineapple			Mango	
	Ambul (Rs/kg)	Kolikuttu (Rs/kg)	Seeni (Rs/kg)	Anamalu	Ambun	Large	Medium	Small	Betti	Karthakolomban
Colombo	200.00 - 300.00	450.00 - 550.00	150.00 - 280.00	30.00 - 42.00	35.00 - 56.00	480.00 - 650.00	380.00 - 550.00	280.00 - 450.00	-	66.00 - 200.00
Gampaha	-	-	-	-	-	-	-	-	-	-
Kurunegala	200.00 - 250.00	400.00 - 460.00	160.00 - 200.00	20.00 - 30.00	45.00 - 50.00	800.00 - 900.00	500.00 - 600.00	200.00 - 300.00	-	-
Nikaweratiya	180.00 - 220.00	450.00 - 480.00	180.00 - 220.00	-	47.00 - 50.00	850.00 - 950.00	700.00 - 820.00	600.00 - 650.00	-	-
Dambulla	180.00 - 200.00	460.00 - 500.00	180.00 - 220.00	-	53.00 - 56.00	800.00 - 850.00	650.00 - 700.00	380.00 - 400.00	-	250.00 - 280.00
Anuradhapura	200.00 - 220.00	400.00 - 500.00	180.00 - 220.00	26.00 - 36.00	40.00 - 50.00	900.00 - 1000.00	700.00 - 850.00	550.00 - 630.00	-	-
Thambuththegama	180.00 - 220.00	400.00 - 500.00	160.00 - 200.00	35.00 - 40.00	45.00 - 50.00	900.00 - 1080.00	750.00 - 900.00	600.00 - 720.00	-	-
Polonnaruwa	240.00 - 260.00	400.00 - 480.00	140.00 - 160.00	30.00 - 35.00	-	900.00 - 980.00	700.00 - 750.00	600.00 - 650.00	-	-
Kaluthara	180.00 - 200.00	380.00 - 400.00	180.00 - 220.00	36.00 - 38.00	40.00 - 42.00	-	640.00 - 660.00	560.00 - 580.00	-	-
Badulla	160.00 - 180.00	400.00 - 460.00	120.00 - 140.00	20.00 - 22.00	28.00 - 30.00	-	650.00 - 750.00	-	-	-
Keppetipola	220.00 - 240.00	350.00 - 360.00	190.00 - 200.00	25.00 - 28.00	45.00 - 48.00	-	660.00 - 680.00	480.00 - 520.00	-	-
Moneragala	140.00 - 160.00	300.00 - 350.00	120.00 - 140.00	18.00 - 25.00	25.00 - 30.00	970.00 - 990.00	825.00 - 825.00	-	-	-
Kegalle	180.00 - 200.00	400.00 - 450.00	180.00 - 220.00	20.00 - 25.00	25.00 - 30.00	650.00 - 700.00	500.00 - 600.00	350.00 - 450.00	-	-
Ampara	160.00 - 200.00	350.00 - 440.00	100.00 - 130.00	24.00 - 30.00	30.00 - 37.00	-	650.00 - 700.00	-	-	-
Dehiattakandiya	200.00 - 230.00	500.00 - 520.00	160.00 - 180.00	-	42.00 - 50.00	800.00 - 900.00	700.00 - 780.00	400.00 - 500.00	-	-
Nuwaraeliya	240.00 - 250.00	380.00 - 420.00	220.00 - 230.00	27.00 - 30.00	48.00 - 50.00	-	680.00 - 700.00	520.00 - 540.00	-	-
Kandy	200.00 - 220.00	400.00 - 480.00	160.00 - 200.00	23.00 - 25.00	40.00 - 43.00	850.00 - 950.00	600.00 - 700.00	350.00 - 450.00	-	-
Puttalam	140.00 - 170.00	350.00 - 420.00	150.00 - 170.00	20.00 - 24.00	-	800.00 - 900.00	-	300.00 - 350.00	-	-
Rathnapura	180.00 - 200.00	300.00 - 350.00	180.00 - 200.00	30.00 - 37.00	41.00 - 58.00	650.00 - 700.00	500.00 - 600.00	300.00 - 400.00	-	300.00 - 400.00
Hambantota	150.00 - 180.00	340.00 - 360.00	150.00 - 180.00	20.00 - 23.00	30.00 - 32.00	950.00 - 980.00	750.00 - 800.00	450.00 - 520.00	-	-
Matara	180.00 - 200.00	350.00 - 360.00	160.00 - 180.00	23.00 - 25.00	32.00 - 37.00	900.00 - 950.00	675.00 - 800.00	350.00 - 450.00	-	-
Galle	160.00 - 200.00	360.00 - 400.00	180.00 - 200.00	36.00 - 38.00	38.00 - 40.00	-	650.00 - 700.00	580.00 - 620.00	-	-
Tissamaharama	150.00 - 160.00	300.00 - 350.00	150.00 - 160.00	27.00 - 33.00	30.00 - 37.00	650.00 - 680.00	520.00 - 630.00	420.00 - 500.00	-	-
Meegoda (DEC)	180.00 - 200.00	350.00 - 380.00	180.00 - 200.00	43.00 - 50.00	50.00 - 52.00	935.00 - 935.00	715.00 - 715.00	550.00 - 550.00	-	-
Embilipitiya	120.00 - 140.00	300.00 - 380.00	130.00 - 150.00	25.00 - 30.00	30.00 - 40.00	-	500.00 - 600.00	350.00 - 450.00	-	-
Jaffna	150.00 - 180.00	300.00 - 350.00	180.00 - 200.00	-	-	800.00 - 900.00	600.00 - 700.00	450.00 - 550.00	-	350.00 - 400.00
Vavuniya	140.00 - 160.00	350.00 - 370.00	150.00 - 170.00	30.00 - 34.00	40.00 - 45.00	750.00 - 840.00	650.00 - 700.00	500.00 - 590.00	-	-
Mannar	-	-	-	-	-	-	-	-	-	-
Killinochchi	140.00 - 160.00	340.00 - 360.00	140.00 - 160.00	30.00 - 32.00	-	680.00 - 720.00	560.00 - 600.00	460.00 - 500.00	-	300.00 - 350.00
Mullaittivu	-	-	-	-	-	-	-	-	-	-
Batticaloa	180.00 - 210.00	400.00 - 430.00	150.00 - 160.00	24.00 - 25.00	-	-	600.00 - 640.00	480.00 - 550.00	-	280.00 - 300.00
Trincomalee	210.00 - 220.00	420.00 - 450.00	170.00 - 180.00	-	-	750.00 - 780.00	560.00 - 580.00	450.00 - 460.00	-	-
Veyangoda	220.00 - 260.00	400.00 - 500.00	200.00 - 230.00	20.00 - 25.00	31.00 - 44.00	950.00 - 1000.00	800.00 - 800.00	600.00 - 650.00	-	-
Galenbindunuwewa	150.00 - 180.00	400.00 - 450.00	100.00 - 150.00	30.00 - 35.00	40.00 - 50.00	850.00 - 900.00	750.00 - 800.00	650.00 - 700.00	-	-
Bandarawela	-	-	-	-	-	-	-	-	-	-
Matale	160.00 - 200.00	450.00 - 480.00	160.00 - 180.00	30.00 - 33.00	40.00 - 45.00	700.00 - 780.00	600.00 - 680.00	450.00 - 500.00	-	-

Table 08 (Contd.)

LOCATIONS	Mango		Other Fruits							
	Vilad	Kohu	Papaw (Rs/kg)	Passion	Wood Apple	Orange	Avocado	Slime Apple	Grapes (Rs/kg)	King Coconut
Colombo	-	-	180.00 - 350.00	65.00 - 100.00	40.00 - 120.00	180.00 - 250.00	260.00 - 300.00	50.00 - 120.00	1500.00 - 2500.00	100.00 - 150.00
Gampaha	-	-	-	-	-	-	-	-	-	-
Kurunegala	-	-	200.00 - 250.00	-	80.00 - 150.00	50.00 - 60.00	100.00 - 150.00	60.00 - 100.00	2500.00 - 2500.00	130.00 - 150.00
Nikaweratiya	-	-	180.00 - 200.00	-	-	60.00 - 80.00	140.00 - 150.00	60.00 - 80.00	2300.00 - 2500.00	100.00 - 120.00
Dambulla	-	-	240.00 - 280.00	50.00 - 60.00	70.00 - 80.00	60.00 - 80.00	150.00 - 180.00	60.00 - 80.00	2500.00 - 2600.00	140.00 - 150.00
Anuradhapura	-	-	220.00 - 250.00	-	70.00 - 100.00	80.00 - 100.00	130.00 - 160.00	60.00 - 80.00	2300.00 - 3000.00	150.00 - 180.00
Thambuththegama	-	-	230.00 - 300.00	-	-	-	80.00 - 100.00	70.00 - 90.00	2000.00 - 2200.00	130.00 - 150.00
Polonnaruwa	-	-	220.00 - 280.00	-	50.00 - 60.00	-	100.00 - 160.00	50.00 - 60.00	2500.00 - 3000.00	140.00 - 160.00
Kaluthara	-	-	300.00 - 320.00	-	140.00 - 160.00	80.00 - 100.00	-	50.00 - 70.00	2300.00 - 2500.00	150.00 - 160.00
Badulla	-	-	240.00 - 320.00	-	75.00 - 80.00	60.00 - 80.00	-	50.00 - 50.00	2500.00 - 2500.00	160.00 - 200.00
Keppetipola	-	-	200.00 - 220.00	-	110.00 - 120.00	80.00 - 90.00	80.00 - 90.00	-	2580.00 - 2650.00	140.00 - 150.00
Moneragala	-	-	180.00 - 240.00	-	70.00 - 80.00	60.00 - 80.00	130.00 - 150.00	50.00 - 70.00	2500.00 - 2700.00	100.00 - 120.00
Kegalle	-	-	280.00 - 340.00	-	90.00 - 120.00	100.00 - 100.00	100.00 - 130.00	40.00 - 50.00	2500.00 - 2600.00	130.00 - 150.00
Ampara	-	-	190.00 - 250.00	-	-	40.00 - 50.00	-	60.00 - 70.00	-	150.00 - 150.00
Dehiattakandiya	-	-	230.00 - 250.00	-	70.00 - 80.00	80.00 - 100.00	-	50.00 - 60.00	2500.00 - 3000.00	100.00 - 130.00
Nuwaraeliya	-	-	220.00 - 240.00	-	120.00 - 130.00	80.00 - 100.00	90.00 - 100.00	-	2550.00 - 2650.00	140.00 - 150.00
Kandy	-	-	270.00 - 280.00	90.00 - 110.00	90.00 - 100.00	50.00 - 60.00	100.00 - 130.00	50.00 - 70.00	2000.00 - 2500.00	150.00 - 160.00
Puttalam	-	-	200.00 - 250.00	-	-	50.00 - 60.00	-	-	2800.00 - 3000.00	120.00 - 140.00
Hambantota	-	-	230.00 - 250.00	-	80.00 - 90.00	60.00 - 100.00	-	50.00 - 70.00	2200.00 - 2500.00	130.00 - 140.00
Rathnapura	-	-	230.00 - 250.00	-	80.00 - 100.00	60.00 - 80.00	-	70.00 - 100.00	2000.00 - 2500.00	100.00 - 150.00
Matara	-	-	250.00 - 260.00	85.00 - 100.00	90.00 - 100.00	70.00 - 100.00	140.00 - 160.00	45.00 - 55.00	2200.00 - 2300.00	130.00 - 150.00
Galle	-	-	220.00 - 320.00	110.00 - 130.00	75.00 - 100.00	100.00 - 110.00	150.00 - 180.00	100.00 - 120.00	2500.00 - 2500.00	120.00 - 150.00
Tissamaharama	-	-	200.00 - 250.00	-	50.00 - 60.00	60.00 - 80.00	-	30.00 - 36.00	2200.00 - 2500.00	120.00 - 130.00
Meegoda (DEC)	-	-	260.00 - 320.00	-	-	-	-	50.00 - 60.00	2000.00 - 2500.00	130.00 - 150.00
Embilipitiya	-	-	250.00 - 280.00	35.00 - 50.00	100.00 - 130.00	50.00 - 60.00	140.00 - 160.00	20.00 - 30.00	2000.00 - 2500.00	130.00 - 150.00
Jaffna	-	-	200.00 - 220.00	140.00 - 160.00	150.00 - 160.00	50.00 - 60.00	100.00 - 130.00	-	2800.00 - 3000.00	160.00 - 180.00
Vavuniya	-	-	240.00 - 260.00	70.00 - 80.00	60.00 - 70.00	55.00 - 60.00	-	-	2400.00 - 2500.00	180.00 - 190.00
Mannar	-	-	-	-	-	-	-	-	-	-
Killinochchi	-	-	230.00 - 250.00	-	140.00 - 160.00	-	-	-	2400.00 - 2500.00	180.00 - 200.00
Mullaittivu	-	-	-	-	-	-	-	-	-	-
Batticaloa	-	-	270.00 - 280.00	100.00 - 110.00	150.00 - 160.00	-	180.00 - 200.00	-	2000.00 - 2100.00	150.00 - 150.00
Trincomalee	-	-	240.00 - 250.00	93.00 - 100.00	68.00 - 72.00	87.00 - 90.00	97.00 - 99.00	-	2400.00 - 2450.00	175.00 - 190.00
Veyangoda	-	-	280.00 - 350.00	117.00 - 117.00	100.00 - 150.00	60.00 - 80.00	160.00 - 160.00	60.00 - 70.00	2500.00 - 3000.00	160.00 - 200.00
Galenbindunuwewa	-	-	180.00 - 200.00	-	-	-	130.00 - 150.00	-	2500.00 - 2800.00	130.00 - 150.00
Bandarawela	-	-	-	-	-	-	-	-	-	-
Matale	-	-	250.00 - 260.00	-	120.00 - 140.00	50.00 - 60.00	160.00 - 170.00	40.00 - 50.00	2400.00 - 2500.00	120.00 - 150.00

Table 09: Selected Markets: Wholesale Price of Fresh Fish & Eggs (Rs/kg & Rs/egg)

Week 13: 22 - 28 March 2024

Locations	Sea Fish					
	Salaya	Hurulla	Balaya	Kelawalla	Thora	Paraw
Colombo	180.00 – 350.00	550.00 – 700.00	450.00 – 550.00	900.00 – 1000.00	1600.00 – 2200.00	1100.00 – 1250.00
Kandy	300.00 – 320.00	650.00 – 680.00	600.00 – 700.00	1000.00 – 1200.00	1900.00 – 2100.00	1100.00 – 1200.00
Kaluthara	380.00 – 400.00	750.00 – 800.00	440.00 – 460.00	700.00 – 750.00	-	1000.00 – 1100.00
Puttalam	300.00 – 500.00	600.00 – 650.00	580.00 – 650.00	1000.00 – 1150.00	2200.00 – 2320.00	1000.00 – 1080.00
Matara	280.00 – 300.00	-	700.00 – 750.00	1100.00 – 1200.00	-	-
Hambantota	350.00 – 400.00	-	600.00 – 650.00	900.00 – 950.00	-	-
Galle	-	-	600.00 – 650.00	900.00 – 1100.00	1600.00 – 1800.00	950.00 – 1000.00
Batticaloa	300.00 – 400.00	600.00 – 700.00	400.00 – 500.00	1000.00 – 1100.00	-	900.00 – 1000.00
Trincomalee	320.00 – 350.00	800.00 – 880.00	840.00 – 900.00	1800.00 – 1850.00	1970.00 – 2000.00	1660.00 – 1680.00
Mannar	-	-	-	-	-	-

Locations	Sea Fish				Eggs	
	Mora	Shrimps	Thalapath	Teppeli	Brown	White
Colombo	800.00 – 1000.00	1600.00 – 2200.00	1200.00 – 1600.00	-	47.00 – 50.00	44.00 – 47.00
Kandy	1100.00 – 1200.00	1700.00 – 1900.00	1600.00 – 1750.00	-	46.00 – 48.00	43.00 – 45.00
Kaluthara	-	-	1300.00 – 1400.00	-	-	-
Puttalam	1300.00 – 1500.00	1200.00 – 1400.00	2200.00 – 2300.00	-	44.00 – 45.50	43.00 – 44.00
Matara	-	1750.00 – 1850.00	-	-	45.00 – 46.00	44.00 – 45.00
Hambantota	-	1600.00 – 1700.00	-	-	-	45.00 – 46.00
Galle	-	-	-	-	46.00 – 46.00	45.00 – 47.00
Batticaloa	1000.00 – 1100.00	1300.00 – 1400.00	1100.00 – 1200.00	-	49.00 – 50.00	49.00 – 50.00
Trincomalee	1720.00 – 1750.00	1020.00 – 1080.00	-	-	46.00 – 48.00	46.00 – 48.00
Mannar	-	-	-	-	-	-

Table 10: Selected Markets: Wholesale Price of Dried Fish (Rs/50kg)

Week 13: 22 - 28 March 2024

Locations	Local Dried Fish					
	Sprats	Kattawa	Thora	Mora	Balaya	Anguluwa
Colombo	50000 – 62500	-	-	85000 – 90000	37500 – 42500	-
Kandy	65000 – 68000	-	-	90000 – 92500	40000 – 47500	-
Batticaloa	45000 – 50000	90000 – 95000	90000 – 95000	100000 – 102500	42500 – 45000	40000 – 45000
Trincomalee	52500 – 54000	-	-	-	39000 – 41000	44000 – 45000
Mannar	-	-	-	-	-	-

Locations	Local Dried Fish			Imported Dried Fish		
	Maduwa	Koduwa	Salaya	Sprats	Kattawa	Thora
Colombo	62500 – 70000	-	17500 – 22500	37500 – 47500	62500 – 67500	-
Kandy	65000 – 67500	-	25000 – 28000	42500 – 49000	67500 – 70000	-
Batticaloa	60000 – 65000	-	35000 – 40000	50000 – 55000	-	-
Trincomalee	50000 – 55000	-	42000 – 43000	46000 – 47000	97000 – 98000	-
Mannar	-	-	-	-	-	-

Locations	Imported Dried Fish					
	Mora	Balaya	Anguluwa	Maduwa	Koduwa	Salaya
Colombo	-	-	67500 – 75000	-	-	-
Kandy	-	-	-	-	-	-
Batticaloa	-	-	-	-	-	-
Trincomalee	-	-	-	-	-	-
Mannar	-	-	-	-	-	-

Table 12: Selected Markets: Retail Price of Dried Fish (Rs/kg)

Week 13: 22 - 28 March 2024

LOCATIONS	Dried Fish													
	Sprats-Imported		Kattawa		Thora		Mora		Balaya		Anguluwa		Salaya	
Colombo	1200.00	1500.00	2000.00	2500.00	-	-	2000.00	2600.00	1600.00	1800.00	2200.00	2400.00	1000.00	1100.00
Gampaha	-	-	-	-	-	-	-	-	-	-	-	-	-	-
Kurunegala	1000.00	1400.00	1800.00	2100.00	3000.00	3100.00	2000.00	2200.00	1100.00	1400.00	1600.00	1800.00	800.00	1000.00
Nikaweratiya	1100.00	1400.00	2000.00	2000.00	-	-	1800.00	2200.00	1200.00	1400.00	1600.00	2200.00	800.00	1000.00
Dambulla	1000.00	1100.00	2200.00	2400.00	-	-	2200.00	2300.00	1400.00	1500.00	1800.00	2000.00	-	-
Anuradhapura	1000.00	1200.00	2000.00	2400.00	-	-	2000.00	2400.00	1200.00	1600.00	2000.00	2400.00	800.00	1000.00
Thambuththegama	1100.00	1300.00	2000.00	2200.00	-	-	-	-	1100.00	1200.00	1700.00	1850.00	800.00	900.00
Polonnaruwa	1100.00	1250.00	1800.00	1800.00	-	-	2100.00	2200.00	1100.00	1200.00	1200.00	1500.00	-	-
Kaluthara	1120.00	1200.00	2000.00	2200.00	-	-	2000.00	2200.00	1300.00	1400.00	1800.00	1900.00	900.00	1000.00
Badulla	1000.00	1200.00	2000.00	2200.00	-	-	2000.00	2500.00	1000.00	1200.00	1800.00	1800.00	-	-
Keppetipola	1200.00	1260.00	2260.00	2280.00	-	-	2350.00	2360.00	1360.00	1380.00	2100.00	2150.00	950.00	960.00
Moneragala	1000.00	1200.00	2000.00	2100.00	-	-	2000.00	2200.00	1400.00	1450.00	2000.00	2200.00	800.00	850.00
Kegalle	1150.00	1250.00	2000.00	2200.00	-	-	2000.00	2100.00	1200.00	1300.00	-	-	-	-
Ampara	1000.00	1100.00	1800.00	2300.00	-	-	2200.00	2300.00	1580.00	1600.00	-	-	-	-
Dehiattakandiya	1100.00	1200.00	2000.00	2200.00	-	-	2300.00	2300.00	1300.00	1400.00	2000.00	2000.00	-	-
Nuwaraeliya	1200.00	1280.00	2360.00	2400.00	-	-	2280.00	2300.00	1400.00	1460.00	2150.00	2180.00	980.00	1000.00
Kandy	1100.00	1300.00	2000.00	2400.00	-	-	2300.00	2400.00	1500.00	1600.00	2000.00	2100.00	1000.00	1100.00
Puttalam	1000.00	1100.00	2000.00	2800.00	-	-	1800.00	2000.00	900.00	1100.00	1200.00	1350.00	830.00	950.00
Hambantota	1200.00	1250.00	1900.00	2100.00	-	-	-	-	1100.00	1300.00	2000.00	2100.00	-	-
Rathnapura	1000.00	1340.00	2000.00	2600.00	-	-	1920.00	2200.00	1200.00	1200.00	1800.00	2100.00	800.00	850.00
Matara	1150.00	1200.00	1900.00	2000.00	-	-	1900.00	2000.00	1000.00	1300.00	1800.00	2000.00	-	-
Galle	1000.00	1400.00	1800.00	2200.00	-	-	2200.00	2600.00	1250.00	1600.00	1600.00	2000.00	800.00	900.00
Tissamaharama	1000.00	1300.00	1800.00	2000.00	-	-	1800.00	2000.00	1000.00	1500.00	1800.00	2100.00	1100.00	1150.00
Meegoda	1000.00	1220.00	1800.00	2200.00	3200.00	3200.00	1800.00	2000.00	1000.00	1400.00	1800.00	2200.00	800.00	850.00
Embilipitiya	1200.00	1350.00	2000.00	2300.00	-	-	2200.00	2300.00	1550.00	1800.00	2100.00	2400.00	800.00	1000.00
Jaffna	1100.00	1200.00	1800.00	2000.00	3100.00	3250.00	2150.00	2300.00	1280.00	1350.00	1200.00	1300.00	-	-
Vavuniya	-	-	1800.00	1850.00	-	-	2300.00	2400.00	1400.00	1550.00	1000.00	1200.00	1000.00	1150.00
Mannar	-	-	-	-	-	-	-	-	-	-	-	-	-	-
Killinochchi	1000.00	1100.00	2400.00	2500.00	-	-	1800.00	1850.00	1400.00	1500.00	1000.00	1100.00	800.00	1000.00
Mullaittivu	-	-	-	-	-	-	-	-	-	-	-	-	-	-
Batticaloa	1100.00	1200.00	2000.00	2100.00	-	-	2200.00	2200.00	1000.00	1100.00	1000.00	1200.00	900.00	1000.00
Trincomalee	1400.00	1450.00	2250.00	2300.00	-	-	-	-	1000.00	1100.00	1100.00	1150.00	960.00	1000.00
Veyangoda	1000.00	1200.00	1800.00	2000.00	-	-	2000.00	2000.00	1200.00	1400.00	2000.00	2000.00	800.00	1000.00
Galenbindunuwewa	1000.00	1200.00	2000.00	2400.00	-	-	2000.00	2400.00	1200.00	1400.00	2200.00	2400.00	800.00	1200.00
Bandarawela	-	-	-	-	-	-	-	-	-	-	-	-	-	-
Matale	1100.00	1300.00	2300.00	2400.00	-	-	2200.00	2300.00	1200.00	1300.00	1800.00	2100.00	800.00	900.00

Table 13: Selected Markets: Retail Price of Meat (Rs/kg)

Week 13: 22 - 28 March 2024

LOCATIONS	Meat	Meat (Chicken)		Meat	
	Beef	Broiler	Curry	Mutton	Pork
Colombo	2200.00 - 2500.00	1250.00 - 1410.00	1000.00 - 1400.00	3200.00 - 3400.00	1250.00 - 1300.00
Gampaha	-	-	-	-	-
Kurunegala	2000.00 - 2100.00	1150.00 - 1250.00	1100.00 - 1100.00	3000.00 - 3200.00	1350.00 - 1400.00
Nikaweratiya	2200.00 - 2200.00	1180.00 - 1280.00	-	-	-
Dambulla	-	1250.00 - 1280.00	-	-	1300.00 - 1400.00
Anuradhapura	2400.00 - 2400.00	1200.00 - 1250.00	1300.00 - 1300.00	3500.00 - 3600.00	1250.00 - 1400.00
Thambuththegama	2000.00 - 2300.00	1000.00 - 1200.00	1200.00 - 1200.00	-	1450.00 - 1500.00
Polonnaruwa	-	1100.00 - 1150.00	1200.00 - 1250.00	3000.00 - 3000.00	-
Kaluthara	2200.00 - 2400.00	1280.00 - 1320.00	-	-	1200.00 - 1300.00
Badulla	2100.00 - 2100.00	1380.00 - 1380.00	1600.00 - 1600.00	2900.00 - 2900.00	-
Keppetipola	2100.00 - 2200.00	1240.00 - 1280.00	1350.00 - 1360.00	3000.00 - 3100.00	-
Moneragala	-	1300.00 - 1400.00	1500.00 - 1700.00	2900.00 - 3000.00	1500.00 - 1600.00
Kegalle	2200.00 - 2200.00	1180.00 - 1330.00	-	3000.00 - 3000.00	1600.00 - 1700.00
Ampara	2200.00 - 2200.00	1000.00 - 1000.00	1200.00 - 1200.00	-	1400.00 - 1700.00
Dehiattakandiya	-	1050.00 - 1280.00	-	-	1290.00 - 1500.00
Nuwaraeliya	2200.00 - 2300.00	1250.00 - 1280.00	-	3200.00 - 3300.00	1400.00 - 1450.00
Kandy	2200.00 - 2200.00	1160.00 - 1180.00	1320.00 - 1350.00	3100.00 - 3200.00	1450.00 - 1500.00
Puttalam	2000.00 - 2200.00	1250.00 - 1280.00	-	3200.00 - 3200.00	-
Hambantota	-	1250.00 - 1280.00	-	-	-
Rathnapura	2200.00 - 2200.00	1180.00 - 1300.00	1250.00 - 1400.00	3200.00 - 3200.00	1200.00 - 1200.00
Matara	-	1240.00 - 1270.00	-	-	-
Galle	2400.00 - 2400.00	1250.00 - 1280.00	1500.00 - 1500.00	3200.00 - 3200.00	-
Tissamaharama	-	1200.00 - 1350.00	-	-	1500.00 - 1700.00
Meegoda	-	1180.00 - 1230.00	1300.00 - 1400.00	-	1250.00 - 1250.00
Embilipitiya	2150.00 - 2200.00	1000.00 - 1200.00	1300.00 - 1350.00	2900.00 - 3000.00	1450.00 - 1600.00
Jaffna	2000.00 - 2100.00	1150.00 - 1200.00	1450.00 - 1550.00	3450.00 - 3600.00	-
Vavuniya	2000.00 - 2150.00	1350.00 - 1450.00	1400.00 - 1500.00	3000.00 - 3200.00	-
Mannar	-	-	-	-	-
Killinochchi	1950.00 - 2000.00	1350.00 - 1400.00	1550.00 - 1600.00	3300.00 - 3500.00	-
Mullaittivu	-	-	-	-	-
Batticaloa	1900.00 - 2000.00	1200.00 - 1250.00	1400.00 - 1600.00	3250.00 - 3300.00	-
Trincomalee	2200.00 - 2200.00	1300.00 - 1340.00	1740.00 - 1780.00	3500.00 - 3550.00	-
Veyangoda	2200.00 - 2200.00	1200.00 - 1200.00	1000.00 - 1200.00	3200.00 - 3200.00	1300.00 - 1300.00
Galenbindunuwewa	2000.00 - 2200.00	1160.00 - 1200.00	-	-	1400.00 - 1400.00
Bandarawela	-	-	-	-	-
Matale	2000.00 - 2200.00	1200.00 - 1250.00	1300.00 - 1400.00	2900.00 - 3000.00	1400.00 - 1600.00

Table 14: Colombo: Wholesale Prices (Rs/kg or Rs/piece)

Week 13: 22 - 28 March 2024

COMMODITY	Range	Average Price			Change Compared to		COMMODITY	Range	Average Price			Change Compared to	
		This Week	Last Week	Last Year	Last Week (%)	Last Year (%)			This Week	Last Week	Last Year	Last Week (%)	Last Year (%)
<u>Rice</u>							<u>Coconut</u>						
Local							Large	95.00 - 110.00	98.89	102.50	94.10	-3.52	5.09
Samba 1	235.00 - 240.00	236.25	234.75	214.55	0.64	10.11	Small	80.00 - 85.00	82.78	89.25	85.55	-7.25	-3.24
Samba 2	228.00 - 230.00	229.43	227.25	206.80	0.96	10.94							
Keeri Samba	310.00 - 325.00	317.50	316.43	223.50	0.34	42.06	<u>Fruits (Rs/fruit)</u>						
Nadu 1	200.00 - 210.00	206.00	211.25	204.73	-2.49	0.62	Plantain						
Nadu 2	193.00 - 200.00	196.33	206.00	197.50	-4.69	-0.59	Ambul (Rs/kg)	100.00 - 150.00	126.67	140.77	201.54	-10.02	-37.15
Raw (Red)	165.00 - 180.00	172.78	180.63	198.30	-4.35	-12.87	Kolikuttu (Rs/kg)	300.00 - 350.00	330.00	343.33	395.83	-3.88	-16.63
Raw (White)	185.00 - 200.00	194.78	201.67	194.50	-3.42	0.14	Seeni (Rs/kg)	100.00 - 130.00	123.33	136.67	130.00	-9.76	-5.13
Imported							Anamalu	25.00 - 30.00	26.67	29.17	20.50	-8.58	30.08
Samba	245.00 - 255.00	250.38	#DIV/0!	209.20	#DIV/0!	19.68	Ambun	30.00 - 34.00	31.33	35.00	25.67	-10.48	22.06
Nadu				176.80			Papaw(Rs/kg)	160.00 - 240.00	192.50	143.33	154.29	34.31	24.77
Raw (Red)							Passion Fruit	100.00 - 120.00	107.78	50.09	28.40	115.17	279.50
Raw (White)				169.30			Pineapple Large	620.00 - 670.00	642.50		582.50		10.30
<u>Dried Chillies</u>							Pineapple Medium	520.00 - 550.00	532.50	353.33	490.00	50.71	8.67
Imported	750.00 - 850.00	800.00	1047.14	1392.00	-23.60	-42.53	Pineapple Small	420.00 - 450.00	432.50	276.67	390.00	56.32	10.90
<u>Onion</u>							Mango						
Sinnan					#VALUE!	#VALUE!	Betti				14.44		
Vedalan	220.00 - 260.00	236.67					Karthakolomban	300.00 - 350.00	318.00		70.00		354.29
Imported	200.00 - 230.00	212.86	450.00	591.50	-52.70	-64.01	Vilad	130.00 - 150.00	138.33	30.50	56.25	353.55	145.93
<u>Big Onion</u>							Kohu						
Imported	440.00 - 520.00	476.67	430.00	162.50	10.85	193.33	Other						
Local							Wood Apple	90.00 - 120.00	105.56	30.50	38.90	246.08	171.35
<u>Potato</u>							Orange	37.00 - 45.00	40.50	146.67	49.09	-72.39	-17.50
Welimada	220.00 - 280.00	247.50			#VALUE!	#VALUE!	Avocado	250.00 - 280.00	263.75	278.33	164.00	-5.24	60.82
N'Eliya	250.00 - 300.00	274.17	340.00	420.00	-19.36	-34.72	Slime Apple	27.00 - 35.00	29.11	55.00	30.89	-47.07	-5.76
Imported	140.00 - 210.00	168.33	168.13	165.30	0.12	1.84	Grapes (Imp., Rs/kg)	1800.00 - 2000.00	1957.14	1375.00	1613.75	42.34	21.28
<u>Pulses</u>							King Coconut	160.00 - 200.00	180.00	93.75	106.25	92.00	69.41
Green Gram	1250.00 - 1350.00	1303.33	911.67	1165.00	42.96	11.87	<u>Sea Fish</u>						
Cowpea (White)	700.00 - 800.00	750.00	1100.00	1300.63	-31.82	-42.34	Salaya	180.00 - 350.00	261.00	325.00	398.00	-19.69	-34.42
Cowpea (Red)	650.00 - 750.00	700.00	1150.00	1330.00	-39.13	-47.37	Hurulla	550.00 - 700.00	637.00	746.00	726.00	-14.61	-12.26
Red Dhal	280.00 - 290.00	285.83	299.00	357.80	-4.40	-20.11	Balaya	450.00 - 550.00	496.00	928.00	818.00	-46.55	-39.36
<u>Vegetable</u>							Kelawalla	900.00 - 1000.00	965.00	1388.00	1270.00	-30.48	-24.02
Beans (Butter)							Thora	1600.00 - 2200.00	1815.00	2580.00	2420.00	-29.65	-25.00
Beans(Green)	80.00 - 180.00	124.55	475.00	600.00	-73.78	-79.24	Paraw	1100.00 - 1250.00	1168.00	1450.00	1163.00	-19.45	0.43
Carrot	250.00 - 280.00	266.00	417.00	232.00	-36.21	14.66	Mora	800.00 - 1000.00	900.00	1180.00		-23.73	#VALUE!
Leeks	130.00 - 200.00	164.00	220.00	274.00	-25.45	-40.15	Shrimps	1600.00 - 2200.00	1915.00	1720.00	1585.00	11.34	20.82
Beetroot	150.00 - 180.00	166.00	398.33	377.50	-58.33	-56.03	Thalalpath	1200.00 - 1600.00	1425.00	1700.00	1730.00	-16.18	-17.63
Knolkhol	60.00 - 80.00	70.00	222.00	232.00	-68.47	-69.83	<u>Eggs</u>						
Raddish	30.00 - 50.00	42.00	151.00	106.00	-72.19	-60.38	Brown	47.00 - 50.00	48.25	57.75		-16.45	#VALUE!
Cabbage	200.00 - 300.00	250.00	370.00	123.00	-32.43	103.25	White	44.00 - 47.00	45.50	54.50	60.50	-16.51	-24.79
Tomato	120.00 - 150.00	134.00	474.00	175.00	-71.73	-23.43	<u>Dried Fish</u>						
Ladies Fingers	40.00 - 60.00	50.00	135.00	135.00	-62.96	-62.96	Sprats	1000.00 - 1250.00	1130.91	1331.00	1343.00	-15.03	-15.79
Brinjal	200.00 - 250.00	217.00	548.00	208.00	-60.40	4.33	Sprats (Imported)	750.00 - 950.00	843.33	978.33	898.33	-13.80	-6.12
Capsicum	300.00 - 500.00	375.00	448.00	665.00	-16.29	-43.61	Kattawa	-					
Pumpkin	130.00 - 160.00	148.00	154.00	130.00	-3.90	13.85	Kattawa (Imported)	1250.00 - 1350.00	1298.00	1268.00	1693.00	2.37	-23.33
Cucumber	30.00 - 50.00	37.00	112.00	72.00	-66.96	-48.61	Thora	-					
Bitter Gourd	150.00 - 180.00	166.00	347.00	304.00	-52.16	-45.39	Thora (Imported)	-					
Snake Gourd	100.00 - 150.00	121.00	208.00	227.00	-41.83	-46.70	Mora	1700.00 - 1800.00	1729.17	1737.00	1765.00	-0.45	-2.03
Drumstick	200.00 - 300.00	229.00			#VALUE!		Mora (Imported)	-					
Luffa	80.00 - 120.00	100.00	344.00	216.00	-70.93	-53.70	Balaya	750.00 - 850.00	808.00	917.00	873.00	-11.89	-7.45
Long Beans	80.00 - 100.00	90.00	147.00	280.00	-38.78	-67.86	Balaya (Imported)	-					
Ash Plantain	150.00 - 220.00	192.00	282.00	217.00	-31.91	-11.52	Anguluwa	-					
Green Chillies	150.00 - 200.00	186.00	1075.00	305.00	-82.70	-39.02	Anguluwa (Imported)	1350.00 - 1500.00	1418.00	1502.00	1686.67	-5.59	-15.93
Lime	180.00 - 300.00	234.00	295.00	116.00	-20.68	101.72	Maduwa	1250.00 - 1400.00	1334.00	1396.00	1195.00	-4.44	11.63
<u>Root Crops</u>							Maduwa (Imported)	-					
Sweet Potato	120.00 - 150.00	141.00	88.00	136.00	60.23	3.68	Koduwa	-					
Manioc	100.00 - 120.00	108.00	90.00	146.00	20.00	-26.03	Koduwa (Imported)	-					
<u>Leafy Vegetable</u>							Salaya	350.00 - 450.00	390.83	423.33	768.00	-7.68	-49.11
Mukunuwenna	20.00 - 25.00	21.67	50.00	58.00	-56.67	-62.64	Salaya (Imported)	-					
Kankun	20.00 - 25.00	21.67	50.00	58.00	-56.67	-62.64							
Gotukola (Rs/kg)	240.00 - 250.00	243.33	290.00	244.00	-16.09	-0.27							

This Week: Week 13: 22 - 28 March 2024

Last Week: Week 12: 15 - 21 March 2024

Table 15: Colombo & Suburbs: Retail Prices (Rs/kg or Rs/piece)

Week 13: 22 - 28 March 2024

COMMODITY	Range	Average Price			Change Compared to		COMMODITY	Range	Average Price			Change Compared to	
		This Week	Last Week	Last Year	Last Week (%)	Last Year (%)			This Week	Last Week	Last Year	Last Week (%)	Last Year (%)
<u>Rice</u>							<u>Coconut</u>						
<u>Local</u>							Large 105.00 - 120.00 116.25 120.32 111.04 -4.07 4.69						
Samba 1	230.00 - 260.00	253.60	252.14	228.33	1.46	11.07	Small	85.00 - 100.00	92.50	96.33	89.95	-3.83	2.83
Samba 2	-	-	-	218.33	-	-	<u>Fruits (Rs/fruit)</u>						
Keeri Samba	-	#DIV/0!	#DIV/0!	256.00	#DIV/0!	#DIV/0!	<u>Plantain</u>						
Nadu 1	220.00 - 230.00	224.55	224.25	221.21	0.30	1.51	Ambul (Rs/kg)	200.00 - 300.00	246.96	226.25	267.78	20.71	-7.78
Nadu 2	220.00 - 220.00	220.00	-	214.81	-	-	Kolikuttu (Rs/kg)	450.00 - 550.00	501.76	489.17	520.27	12.59	-3.56
Raw (Red)	190.00 - 220.00	205.79	206.19	215.88	-0.40	-4.67	Seeni (Rs/kg)	150.00 - 280.00	225.45	221.30	222.16	4.15	1.48
Raw (White)	210.00 - 220.00	215.50	215.24	210.91	0.26	2.18	Anamalu	30.00 - 42.00	34.88	38.13	28.15	-3.26	23.89
<u>Imported</u>							Ambun 35.00 - 56.00 47.19 49.96 34.60 -2.77 36.39						
Samba	-	#DIV/0!	#DIV/0!	220.31	#DIV/0!	#DIV/0!	Papaw(Rs/kg)	180.00 - 350.00	248.50	229.17	297.50	19.33	-16.47
Nadu	-	-	-	197.07	-	-	Passion Fruit	65.00 - 100.00	80.00	64.71	45.77	15.29	74.79
Raw (Red)	-	-	-	-	-	-	Pineapple Large	480.00 - 650.00	550.77	524.77	638.67	26.00	-13.76
Raw (White)	-	-	-	189.09	-	-	Pineapple Medium	380.00 - 550.00	460.59	426.67	560.00	33.92	-17.75
<u>Dried Chillies</u>							Pineapple Small 280.00 - 450.00 370.71 347.69 465.36 23.02 -20.34						
Imported	1100.00 - 1300.00	1250.00	1313.64	1791.67	-63.64	-30.23	<u>Mango</u>						
<u>Onion</u>							Betti -						
Sinnan	-	-	-	-	-	-	Karthakolomban	66.00 - 200.00	-	-	144.19	-	-
Vedalan	-	#DIV/0!	-	-	#DIV/0!	#DIV/0!	Vilad	-	-	-	-	-	-
Imported	480.00 - 600.00	512.22	594.62	730.30	-82.40	-29.86	Kohu	-	-	-	-	-	-
<u>Big Onion</u>							<u>Other</u>						
Imported	420.00 - 480.00	456.50	510.00	203.94	-53.50	123.84	Wood Apple	40.00 - 120.00	72.00	62.05	72.79	9.95	-1.09
Local	-	-	-	-	-	-	Orange	180.00 - 250.00	206.00	206.36	110.45	-0.36	86.51
<u>Potato</u>							Avocado 260.00 - 300.00 280.00 170.00 ##### 64.71						
Welimada	-	-	-	-	-	-	Slime Apple	50.00 - 120.00	80.83	82.47	87.59	-1.64	-7.71
N'Eliya	400.00 - 440.00	417.50	415.63	458.00	1.87	-8.84	Grapes (Imp., Rs/kg)	1500.00 - 2500.00	2053.85	2064.71	2123.81	-10.86	-3.29
Imported	180.00 - 220.00	197.65	212.50	198.75	-14.85	-0.55	King Coconut	100.00 - 150.00	131.11	143.18	140.48	-12.07	-6.67
<u>Pulses</u>							<u>Sea Fish</u>						
Green Gram	1000.00 - 1400.00	1169.47	1163.04	1292.50	6.43	-9.52	Salaya	500.00 - 600.00	579.33	564.76	602.31	14.57	-3.81
Cowpea (White)	1200.00 - 1400.00	1307.14	1255.00	1375.00	52.14	-4.94	Hurulla	720.00 - 1000.00	868.33	928.46	883.20	-60.13	-1.68
Cowpea (Red)	1200.00 - 1400.00	1300.00	1263.64	1374.00	36.36	-5.39	Balaya	1100.00 - 1800.00	1337.50	1508.33	1488.33	-170.83	-10.13
Red Dhal	320.00 - 360.00	339.50	340.80	381.71	-1.30	-11.06	Kelawalla	1500.00 - 2600.00	2134.62	2139.47	2350.00	-4.85	-9.17
<u>Vegetable</u>							Thora 2700.00 - 4000.00 3258.33 3453.33 3272.22 -195.00 -0.42						
Beans (Butter)	-	-	-	-	-	-	Paraw	1500.00 - 2600.00	2080.00	2282.50	2203.75	-202.50	-5.62
Beans(Green)	460.00 - 800.00	678.70	668.97	699.63	9.73	-2.99	Mora	-	-	-	-	-	-
Carrot	700.00 - 1000.00	807.50	598.46	354.07	209.04	128.06	Shrimps	2000.00 - 2100.00	2007.14	2086.11	1811.20	-78.97	10.82
Leeks	380.00 - 700.00	531.82	388.85	438.85	142.97	21.18	Thalappath	2000.00 - 2800.00	2717.65	2770.45	2780.77	-52.80	-2.27
Beetroot	550.00 - 900.00	743.75	637.60	553.60	106.15	34.35	<u>Eggs</u>						
Knolkhol	350.00 - 600.00	492.31	435.79	351.50	56.52	40.06	Brown	54.00 - 56.00	55.29	57.88	63.00	-2.59	-12.23
Raddish	220.00 - 400.00	317.92	312.86	204.81	5.06	55.23	White	51.00 - 54.00	52.35	55.11	61.79	-2.76	-15.27
Cabbage	550.00 - 800.00	700.42	550.00	239.31	150.42	192.68	<u>Dried Fish</u>						
Tomato	480.00 - 1000.00	745.24	643.08	255.56	102.16	191.61	Sprats	1800.00 - 2400.00	2035.29	1945.83	1739.29	89.46	17.02
Ladies Fingers	250.00 - 420.00	348.26	343.10	242.14	5.16	43.83	Sprats (Imported)	1200.00 - 1500.00	1433.33	1463.64	1328.00	-30.31	7.93
Brinjal	500.00 - 900.00	689.52	765.17	444.81	-75.65	55.02	Kattawa	2000.00 - 2500.00	2336.84	2325.00	2482.61	11.84	-5.87
Capsicum	650.00 - 1000.00	822.92	774.07	932.00	48.85	-11.70	Thora	-	-	-	-	-	-
Pumpkin	180.00 - 340.00	278.40	274.44	229.63	3.96	21.24	Mora	2000.00 - 2600.00	2417.65	2405.00	2454.17	12.65	-1.49
Cucumber	140.00 - 320.00	229.57	253.08	191.43	-23.51	19.92	Balaya	1600.00 - 1800.00	1705.26	1704.55	1469.23	0.71	16.07
Bitter Gourd	350.00 - 700.00	543.48	567.14	471.15	-23.66	15.35	Anguluwa	2200.00 - 2400.00	2342.86	2430.77	2500.00	-87.91	-6.29
Snake Gourd	250.00 - 480.00	394.78	399.20	400.00	-4.42	-1.30	Maduwa	-	-	-	-	-	-
Drumstick	-	#DIV/0!	#DIV/0!	-	#DIV/0!	#DIV/0!	Koduwa	-	-	-	-	-	-
Luffa	300.00 - 600.00	506.67	515.00	368.00	-8.33	37.68	Salaya	1000.00 - 1100.00	1046.15	1150.00	1310.71	-103.85	-20.18
Long Beans	240.00 - 520.00	349.52	361.43	406.40	-11.91	-14.00	<u>Meat</u>						
Ash Plantain	320.00 - 500.00	384.58	388.46	311.54	-3.88	23.45	Beef (without Bones)	2200.00 - 2500.00	2450.00	2383.33	2000.00	66.67	22.50
Green Chillies	1200.00 - 2400.00	1780.43	1600.00	530.36	180.43	235.70	Chicken (Broiler)	1250.00 - 1410.00	1338.89	1335.56	1249.00	3.33	7.20
Lime	300.00 - 1000.00	671.30	661.85	304.62	9.45	120.37	Chicken (Curry)	1000.00 - 1400.00	1208.89	1312.50	1578.57	-103.61	-23.42
<u>Root Crops</u>							Mutton 3200.00 - 3400.00 3250.00 3300.00 2922.22 -50.00 11.22						
Sweet Potato	150.00 - 320.00	253.91	240.74	238.46	13.17	6.48	Pork	1250.00 - 1300.00	1275.00	1275.00	1766.67	0.00	-27.83
Manioc	150.00 - 240.00	203.50	211.72	215.36	-8.22	-5.51	<u>Leafy Vegetable</u>						
<u>Leafy Vegetable</u>							Mukunuwenna 60.00 - 100.00 78.18 73.33 81.50 4.85 -4.07						
Mukunuwenna	60.00 - 100.00	78.18	73.33	81.50	4.85	-4.07	Kankun	60.00 - 100.00	77.73	73.33	81.50	4.40	-4.63
Kankun	60.00 - 100.00	77.73	73.33	81.50	4.40	-4.63	Gotukola	100.00 - 120.00	101.82	101.33	125.00	0.49	-18.55
Gotukola	100.00 - 120.00	101.82	101.33	125.00	0.49	-18.55							

This Week: Week 13: 22 - 28 March 2024
Last Week: Week 12: 15 - 21 March 2024

Table 16: Farmgate/Producer Prices of Food Commodities in Selected Producing Areas (Rs/kg)

Week 13: 22 - 28 March 2024

COMMODITY	Range	Average Price	COMMODITY	Range	Average Price	COMMODITY	Range	Average Price
<u>Paddy</u>			<u>Vegetable (Up Country)</u>			<u>Snake Gourd</u>		
Short Grain			Beans			Dambulla	67.00 - 86.00	76.20
A'pura	115.00 - 122.00	117.80	Dambulla	76.00 - 90.00	82.80	Hambantota	110.00 - 130.00	118.00
P'narawa	106.00 - 126.00	116.25	Welimada	35.00 - 60.00	47.00	Embilipitiya	80.00 - 100.00	92.00
Kalawewa	110.00 - 120.00	114.71	Badulla	70.00 - 80.00	75.00	Matara	-	
Kurunegala	122.00 - 127.00	124.00	Carrot			A'pura	90.00 - 110.00	98.00
Dehiattakandiya	122.00 - 129.00	125.33	N'Eliya	225.00 - 235.00	229.00	Luffa		
Nikaweratiya	118.00 - 123.00	120.83	Welimada	210.00 - 220.00	216.00	Dambulla	48.00 - 60.00	54.40
Ampara	120.00 - 120.00	120.00	Hanguranketha	190.00 - 220.00	205.00	Hambantota	150.00 - 160.00	155.00
Long Grain (White)			Leeks			Embilipitiya	70.00 - 100.00	84.00
A'pura	106.00 - 110.00	107.60	N'Eliya	135.00 - 145.00	139.00	Matara	-	
P'narawa	98.00 - 114.00	105.08	Welimada	110.00 - 120.00	115.00	A'pura	80.00 - 100.00	88.00
Kalawewa	98.00 - 110.00	104.88	Beetroot			Green Chillies		
Kurunegala	112.00 - 115.00	113.25	N'Eliya	115.00 - 125.00	120.00	Dambulla	145.00 - 167.50	156.00
Dehiattakandiya	110.00 - 114.50	112.17	Dambulla	120.00 - 125.00	121.67	Hambantota	-	
Embilipitiya	-		Kurunegala	-		Embilipitiya	220.00 - 240.00	228.00
Nikaweratiya	110.00 - 114.00	111.83	Welimada	120.00 - 130.00	126.00	Puttalam	100.00 - 130.00	113.33
Hambantota	-		Hanguranketha	135.00 - 150.00	143.00	A'pura	200.00 - 250.00	220.00
Ampara	108.00 - 114.00	110.67	Knol Khol			Pumpkin		
Long Grain (Red)			N'Eliya	35.00 - 45.00	39.00	Dambulla	125.00 - 135.00	129.00
Matara	85.00 - 90.00	86.25	Welimada	35.00 - 45.00	39.00	Hambantota	120.00 - 140.00	132.00
Hambantota	90.00 - 92.00	91.00	Hanguranketha	30.00 - 50.00	41.40	Embilipitiya	100.00 - 180.00	145.00
Embilipitiya	88.00 - 90.00	88.75	Raddish			Matara	110.00 - 125.00	
Keeri Samba			N'Eliya	15.00 - 20.00	17.40	A'pura	120.00 - 140.00	128.00
A'pura	140.00 - 150.00	144.00	Welimada	10.00 - 12.00	11.20	Moneragala	100.00 - 120.00	108.00
P'narawa	128.00 - 156.00	141.08	Hambantota	-		Cucumber		
Kalawewa	140.00 - 150.00	145.00	Hanguranketha	12.00 - 20.00	14.20	A'pura	30.00 - 40.00	34.00
Kurunegala	140.00 - 150.00	145.00	Cabbage			Dambulla	20.00 - 26.00	24.00
Dehiattakandiya	150.00 - 156.00	153.67	N'Eliya	235.00 - 245.00	240.00	Hambantota	30.00 - 40.00	36.67
Red Onion			Welimada	130.00 - 140.00	136.00	Matara	30.00 - 35.00	31.67
Puttalam	100.00 - 180.00	148.00	Badulla	100.00 - 100.00	100.00	Long Beans		
Jaffna	200.00 - 220.00	206.00	Hanguranketha	180.00 - 220.00	201.00	Dambulla	45.00 - 57.00	51.40
Big Onion			Tomato			Hambantota	110.00 - 140.00	125.00
Dambulla	-		Welimada	50.00 - 60.00	57.00	Embilipitiya	100.00 - 120.00	106.00
Kalawewa	-		Hambantota	-		Matara	120.00 - 140.00	128.75
A'pura	-		Dambulla	86.00 - 95.00	91.20	A'pura	70.00 - 80.00	74.00
Potato			Hanguranketha	70.00 - 98.00	83.60	Ash Plantain		
N'Eliya	235.00 - 245.00	239.00	Vegetable (Low Country)			Hambantota	-	
Badulla	-		Ladies Fingers			Embilipitiya	120.00 - 140.00	132.00
Welimada	210.00 - 220.00	214.00	A'pura	50.00 - 60.00	54.00	Matara	120.00 - 140.00	131.25
Pulses			Dambulla	38.00 - 48.00	43.40	Lime		
Green Gram			Hambantota	50.00 - 70.00	58.00	Hambantota	-	
Hambantota	-		Embilipitiya	30.00 - 45.00	38.00	Embilipitiya	280.00 - 300.00	294.00
Moneragala	1000.00 - 1100.00	1040.00	Matara	55.00 - 65.00	60.00	Moneragala	200.00 - 220.00	208.00
Embilipitiya	1150.00 - 1200.00	1176.67	Brinjal			Fruits (Rs/kg)		
Nikaweratiya	950.00 - 1000.00	987.50	A'pura	140.00 - 160.00	148.00	Banana		
A'pura	1000.00 - 1100.00	1050.00	Dambulla	130.00 - 150.00	143.00	Ambul		
Cowpea			Hambantota	-		Moneragala	80.00 - 90.00	84.00
Hambantota	-		Embilipitiya	170.00 - 200.00	184.00	Embilipitiya	80.00 - 100.00	90.00
Nikaweratiya	550.00 - 600.00	581.25	Matara	120.00 - 125.00	121.67	Hambantota	60.00 - 80.00	70.00
Moneragala	500.00 - 550.00	520.00	Welimada	120.00 - 130.00	126.00	Kolikuttu		
Embilipitiya	550.00 - 560.00	555.00	Capsicum			Moneragala	200.00 - 240.00	216.00
Maize			Badulla	150.00 - 200.00	162.50	Embilipitiya	210.00 - 240.00	224.00
A'pura	125.00 - 130.00	127.50	Welimada	300.00 - 330.00	318.00	Hambantota	-	
Kalawewa	120.00 - 135.00	127.50	Bitter Gourd			Papaw		
Gingelly			A'pura	130.00 - 150.00	138.00	Moneragala	120.00 - 140.00	128.00
A'pura	600.00 - 700.00	650.00	Dambulla	80.00 - 86.00	82.00	Embilipitiya	160.00 - 180.00	172.00
Kalawewa	-		Hambantota	-		Hambantota	110.00 - 130.00	117.50
Black Gram			Embilipitiya	220.00 - 240.00	228.00	Pineapple		
A'pura	650.00 - 700.00	675.00	Matara	-		Divulapitiya	-	
Kalawewa	-							

Annex 01 - Colombo Markets: Retail Prices of Rice and Subsidiary Food Crops (Rs/kg)

Week 13: 22 - 28 March 2024

28

CROP	PELIYAGODA	MAHARAGAMA	KIRULAPONE	NUGEGODA	NARAHENPITA	DEMATAGODA	THOTALANGA	KADAWATHA	KIRIBATHGODA
<u>Rice</u>									
Local									
Samba 1	250.00 - 270.00	260.00 - 270.00	230.00 - 260.00	230.00 - 270.00	260.00 - 270.00	230.00 - 270.00	240.00 - 260.00	230.00 - 260.00	230.00 - 260.00
Samba 2	-	-	-	-	-	-	-	-	-
Keeri Samba	350.00 - 380.00	360.00 - 380.00	380.00 - 380.00	370.00 - 380.00	360.00 - 380.00	375.00 - 380.00	350.00 - 360.00	380.00 - 380.00	380.00 - 380.00
Nadu 1	220.00 - 230.00	220.00 - 230.00	220.00 - 230.00	220.00 - 230.00	220.00 - 230.00	220.00 - 230.00	220.00 - 230.00	220.00 - 230.00	220.00 - 230.00
Nadu 2	-	-	-	-	-	-	-	-	-
Raw (Red)	190.00 - 200.00	180.00 - 190.00	180.00 - 180.00	190.00 - 190.00	180.00 - 190.00	210.00 - 210.00	200.00 - 210.00	200.00 - 210.00	190.00 - 210.00
Raw (White)	210.00 - 220.00	210.00 - 220.00	210.00 - 210.00	210.00 - 220.00	200.00 - 210.00	220.00 - 220.00	210.00 - 220.00	210.00 - 220.00	210.00 - 220.00
Imported									
Samba	280.00 - 290.00	270.00 - 280.00	280.00 - 280.00	280.00 - 280.00	280.00 - 290.00	290.00 - 290.00	270.00 - 280.00	280.00 - 290.00	280.00 - 280.00
Nadu	-	-	-	-	-	-	-	-	-
Raw (Red)	-	-	-	-	-	-	-	-	-
Raw (White)	-	-	-	-	-	-	-	-	-
<u>Dried Chillies</u>									
Imported	900.00 - 1000.00	1000.00 - 1100.00	1000.00 - 1100.00	1200.00 - 1200.00	1000.00 - 1200.00	1100.00 - 1200.00	1000.00 - 1200.00	1000.00 - 1200.00	1100.00 - 1100.00
<u>Red Onion</u>									
Sinnan	-	-	-	-	-	-	-	-	-
Vedalan	400.00 - 400.00	400.00 - 400.00	380.00 - 400.00	380.00 - 400.00	400.00 - 400.00	-	360.00 - 360.00	350.00 - 360.00	360.00 - 360.00
Imported	300.00 - 300.00	280.00 - 300.00	300.00 - 300.00	280.00 - 300.00	300.00 - 340.00	360.00 - 360.00	300.00 - 360.00	300.00 - 300.00	300.00 - 320.00
<u>Big Onion</u>									
Imported	500.00 - 540.00	600.00 - 600.00	550.00 - 600.00	600.00 - 600.00	550.00 - 560.00	560.00 - 560.00	540.00 - 600.00	540.00 - 540.00	550.00 - 600.00
Local	-	-	-	-	-	-	-	-	-
<u>Potato</u>									
Welimada	-	-	-	-	-	-	-	-	-
N'Eliya	380.00 - 400.00	400.00 - 440.00	400.00 - 400.00	440.00 - 440.00	420.00 - 440.00	440.00 - 440.00	380.00 - 400.00	380.00 - 400.00	400.00 - 400.00
Imported	180.00 - 200.00	200.00 - 240.00	200.00 - 220.00	200.00 - 240.00	200.00 - 240.00	200.00 - 240.00	200.00 - 240.00	200.00 - 240.00	200.00 - 200.00
<u>Pulses</u>									
Green Gram	1300.00 - 1400.00	1300.00 - 1400.00	1400.00 - 1400.00	1400.00 - 1400.00	1300.00 - 1300.00	1300.00 - 1300.00	1300.00 - 1300.00	1300.00 - 1300.00	1300.00 - 1300.00
Cowpea (White)	1000.00 - 1100.00	1100.00 - 1200.00	1100.00 - 1200.00	1000.00 - 1200.00	1100.00 - 1200.00	1000.00 - 1100.00	1000.00 - 1200.00	1100.00 - 1200.00	1200.00 - 1200.00
Cowpea (Red)	1000.00 - 1100.00	1100.00 - 1200.00	1100.00 - 1200.00	1200.00 - 1200.00	1100.00 - 1100.00	1100.00 - 1100.00	1100.00 - 1200.00	1200.00 - 1200.00	1200.00 - 1200.00
Red Dhal	320.00 - 340.00	320.00 - 340.00	320.00 - 320.00	340.00 - 340.00	320.00 - 360.00	330.00 - 360.00	320.00 - 340.00	320.00 - 340.00	350.00 - 360.00

Annex 02 - Colombo Markets: Retail Prices of Vegetables (Rs/kg) and Coconut (Rs/nut)

Week 13: 22 - 28 March 2024

29

CROP	PELIYAGODA	MAHARAGAMA	KIRULAPONE	NUGEGODA	NARAHENPITA	DEMATAGODA	THOTALANGA	KADAWATHA	KIRIBATHGODA
<i>Vegetable</i>									
Beans	200.00 - 220.00	320.00 - 340.00	320.00 - 340.00	320.00 - 360.00	260.00 - 300.00	320.00 - 360.00	200.00 - 220.00	230.00 - 260.00	320.00 - 360.00
Carrot	350.00 - 370.00	400.00 - 480.00	400.00 - 480.00	380.00 - 480.00	400.00 - 420.00	320.00 - 400.00	340.00 - 360.00	320.00 - 360.00	400.00 - 440.00
Leeks	260.00 - 280.00	280.00 - 360.00	320.00 - 340.00	360.00 - 360.00	260.00 - 320.00	340.00 - 360.00	240.00 - 300.00	320.00 - 360.00	320.00 - 360.00
Beetroot	250.00 - 300.00	320.00 - 400.00	320.00 - 340.00	320.00 - 420.00	300.00 - 340.00	320.00 - 420.00	200.00 - 220.00	240.00 - 280.00	400.00 - 420.00
Knolkhol	200.00 - 240.00	280.00 - 340.00	240.00 - 320.00	320.00 - 340.00	240.00 - 300.00	240.00 - 260.00	140.00 - 160.00	220.00 - 260.00	240.00 - 260.00
Raddish	100.00 - 140.00	200.00 - 240.00	200.00 - 240.00	240.00 - 240.00	160.00 - 240.00	160.00 - 180.00	100.00 - 110.00	160.00 - 180.00	160.00 - 180.00
Cabbage	380.00 - 420.00	400.00 - 500.00	500.00 - 520.00	400.00 - 500.00	320.00 - 440.00	400.00 - 540.00	320.00 - 340.00	520.00 - 540.00	520.00 - 540.00
Tomato	220.00 - 240.00	320.00 - 360.00	320.00 - 340.00	320.00 - 360.00	280.00 - 320.00	240.00 - 320.00	160.00 - 180.00	230.00 - 260.00	300.00 - 360.00
Ladies Fingers	100.00 - 130.00	240.00 - 300.00	200.00 - 260.00	240.00 - 300.00	160.00 - 240.00	240.00 - 300.00	120.00 - 140.00	240.00 - 260.00	160.00 - 260.00
Brinjal	300.00 - 340.00	300.00 - 400.00	320.00 - 400.00	340.00 - 400.00	280.00 - 320.00	300.00 - 360.00	260.00 - 280.00	320.00 - 360.00	320.00 - 360.00
Capsicum	350.00 - 400.00	780.00 - 800.00	600.00 - 800.00	700.00 - 800.00	500.00 - 600.00	350.00 - 360.00	400.00 - 420.00	760.00 - 800.00	540.00 - 600.00
Pumpkin	200.00 - 220.00	280.00 - 360.00	300.00 - 320.00	340.00 - 360.00	200.00 - 260.00	340.00 - 360.00	200.00 - 220.00	320.00 - 360.00	320.00 - 360.00
Cucumber	80.00 - 110.00	200.00 - 240.00	160.00 - 200.00	230.00 - 240.00	120.00 - 160.00	200.00 - 240.00	80.00 - 100.00	120.00 - 160.00	120.00 - 140.00
Bitter Gourd	240.00 - 260.00	380.00 - 400.00	280.00 - 360.00	400.00 - 420.00	300.00 - 350.00	420.00 - 440.00	240.00 - 260.00	320.00 - 360.00	320.00 - 360.00
Snake Gourd	200.00 - 220.00	280.00 - 380.00	280.00 - 320.00	380.00 - 380.00	280.00 - 300.00	320.00 - 340.00	140.00 - 160.00	220.00 - 240.00	320.00 - 340.00
Drumstick	400.00 - 460.00	600.00 - 800.00	500.00 - 700.00	600.00 - 800.00	600.00 - 700.00	-	600.00 - 740.00	460.00 - 560.00	480.00 - 680.00
Luffa	180.00 - 240.00	320.00 - 360.00	320.00 - 340.00	320.00 - 360.00	240.00 - 300.00	200.00 - 260.00	200.00 - 240.00	320.00 - 360.00	320.00 - 340.00
Long Beans	140.00 - 220.00	320.00 - 320.00	240.00 - 280.00	320.00 - 320.00	200.00 - 300.00	-	140.00 - 160.00	240.00 - 260.00	300.00 - 320.00
Ash Plantain	250.00 - 300.00	320.00 - 460.00	320.00 - 460.00	400.00 - 460.00	280.00 - 320.00	400.00 - 460.00	240.00 - 260.00	320.00 - 360.00	300.00 - 320.00
Green Chillies	300.00 - 370.00	400.00 - 600.00	400.00 - 550.00	400.00 - 580.00	400.00 - 500.00	600.00 - 600.00	260.00 - 280.00	400.00 - 420.00	400.00 - 460.00
Lime	300.00 - 380.00	600.00 - 600.00	500.00 - 600.00	400.00 - 500.00	400.00 - 450.00	500.00 - 600.00	300.00 - 340.00	400.00 - 460.00	400.00 - 500.00
<i>Root Crops</i>									
Sweet Potato	200.00 - 280.00	320.00 - 380.00	320.00 - 360.00	320.00 - 380.00	240.00 - 350.00	280.00 - 320.00	260.00 - 280.00	360.00 - 380.00	240.00 - 260.00
Manioc	200.00 - 240.00	230.00 - 260.00	240.00 - 260.00	240.00 - 260.00	220.00 - 240.00	240.00 - 260.00	160.00 - 180.00	220.00 - 260.00	180.00 - 260.00
<i>Leafy Vegetable</i>									
Mukunuwenna	50.00 - 50.00	80.00 - 80.00	70.00 - 80.00	80.00 - 80.00	80.00 - 80.00	80.00 - 80.00	40.00 - 40.00	80.00 - 80.00	80.00 - 80.00
Kankun	50.00 - 50.00	80.00 - 80.00	70.00 - 80.00	80.00 - 80.00	80.00 - 80.00	80.00 - 80.00	40.00 - 40.00	80.00 - 80.00	80.00 - 80.00
Gotukola	100.00 - 110.00	100.00 - 100.00	100.00 - 100.00	100.00 - 100.00	100.00 - 100.00	90.00 - 100.00	100.00 - 100.00	100.00 - 100.00	100.00 - 100.00
<i>Coconut</i>									
Large	100.00 - 100.00	120.00 - 120.00	120.00 - 130.00	120.00 - 130.00	120.00 - 120.00	110.00 - 120.00	100.00 - 120.00	100.00 - 120.00	110.00 - 120.00
Small	85.00 - 90.00	90.00 - 90.00	90.00 - 100.00	90.00 - 100.00	90.00 - 100.00	90.00 - 100.00	90.00 - 90.00	90.00 - 90.00	90.00 - 100.00

Annex 03 - Colombo Markets: Retail Prices of Fruits (Rs/fruit)

Week 13: 22 - 28 March 2024

30

CROP	PELIYAGODA		MAHARAGAMA		KIRULAPONE		NUGEGODA		NARAHENPITA		DEMATAGODA		THOTALANGA		KADAWATHA		KIRIBATHGODA	
<i>Plantain</i>																		
Ambul (Rs/Kg)	180.00	200.00	250.00	250.00	260.00	280.00	200.00	240.00	200.00	250.00	180.00	180.00	180.00	200.00	180.00	200.00	200.00	220.00
Kolikuttu (Rs/Kg)	400.00	500.00	420.00	420.00	500.00	500.00	380.00	450.00	420.00	450.00	400.00	400.00	400.00	420.00	400.00	420.00	400.00	420.00
Seeni (Rs/Kg)	140.00	220.00	240.00	240.00	260.00	260.00	200.00	240.00	200.00	240.00	160.00	160.00	180.00	200.00	180.00	200.00	160.00	200.00
Anamalu	28.00	32.00	30.00	30.00	30.00	32.00	28.00	32.00	30.00	32.00	30.00	30.00	30.00	32.00	30.00	34.00	30.00	34.00
Ambun	38.00	42.00	40.00	40.00	40.00	45.00	38.00	42.00	40.00	45.00	40.00	40.00	40.00	42.00	40.00	44.00	40.00	44.00
<i>Pineapple</i>																		
Large	650.00	650.00	700.00	700.00	700.00	780.00	700.00	730.00	-	-	-	-	-	-	650.00	680.00	650.00	650.00
Medium	550.00	600.00	600.00	640.00	640.00	640.00	650.00	650.00	550.00	650.00	550.00	600.00	600.00	600.00	550.00	550.00	-	-
Small	480.00	500.00	-	-	580.00	580.00	550.00	580.00	450.00	500.00	500.00	500.00	480.00	500.00	450.00	480.00	480.00	500.00
<i>Mango</i>																		
Betti	-	-	-	-	-	-	-	-	-	-	-	-	-	-	-	-	-	-
Karthakolomban	-	-	-	-	-	-	-	-	-	-	-	-	-	-	-	-	-	-
Vilad	-	-	-	-	-	-	-	-	-	-	-	-	-	-	-	-	-	-
Kohu	-	-	-	-	-	-	-	-	-	-	-	-	-	-	-	-	-	-
<i>Other Fruits</i>																		
Wood Apple	135.00	145.00	180.00	180.00	200.00	210.00	200.00	200.00	145.00	180.00	140.00	140.00	-	-	160.00	160.00	160.00	160.00
Orange	45.00	50.00	80.00	80.00	120.00	120.00	80.00	120.00	70.00	80.00	-	-	70.00	80.00	50.00	60.00	80.00	100.00
Avocado	100.00	160.00	-	-	150.00	160.00	-	-	140.00	160.00	-	-	100.00	100.00	-	-	140.00	140.00
Slime Apple	50.00	80.00	100.00	100.00	100.00	120.00	120.00	120.00	70.00	85.00	70.00	70.00	50.00	50.00	50.00	60.00	80.00	80.00
Grapes (Rs/Kg)	2200.00	2200.00	2000.00	2000.00	2500.00	2600.00	2800.00	2800.00	2000.00	2100.00	2200.00	2200.00	2200.00	2200.00	2800.00	3000.00	2200.00	2200.00
Papaw (Rs/Kg)	230.00	260.00	350.00	350.00	370.00	370.00	320.00	340.00	300.00	350.00	280.00	280.00	280.00	320.00	280.00	300.00	280.00	300.00
Passion	120.00	130.00	-	-	200.00	200.00	-	-	140.00	150.00	-	-	-	-	-	-	130.00	130.00
King Coconut	230.00	250.00	220.00	220.00	220.00	250.00	200.00	220.00	200.00	200.00	220.00	220.00	180.00	200.00	180.00	200.00	180.00	200.00

Annex 04 - Colombo Markets: Retail Prices of Sea Fish and Dried Fish (Rs/kg)

Week 13: 22 - 28 March 2024

31

CROP	PELIYAGODA	MAHARAGAMA	KIRULAPONE	NUGEGODA	NARAHENPITA	DEMATAGODA	THOTALANGA	KADAWATHA	KIRIBATHGODA
<u>Sea Fish</u>									
Salaya	400.00 - 420.00	580.00 - 600.00	580.00 - 600.00	600.00 - 600.00	-	480.00 - 500.00	400.00 - 400.00	400.00 - 420.00	400.00 - 420.00
Hurulla	700.00 - 740.00	800.00 - 1000.00	800.00 - 800.00	1000.00 - 1000.00	-	800.00 - 800.00	800.00 - 800.00	720.00 - 780.00	800.00 - 800.00
Balaya	550.00 - 630.00	-	1000.00 - 1000.00	-	-	1000.00 - 1000.00	-	-	-
Kelawalla	1100.00 - 1200.00	2000.00 - 2000.00	1800.00 - 1800.00	1900.00 - 2000.00	-	1400.00 - 1500.00	1800.00 - 2000.00	1800.00 - 2000.00	2000.00 - 2000.00
Thora	1800.00 - 2200.00	2800.00 - 3000.00	3000.00 - 3200.00	3000.00 - 3200.00	-	2800.00 - 2800.00	2600.00 - 2800.00	2800.00 - 2800.00	2800.00 - 2800.00
Paraw	1200.00 - 1300.00	2000.00 - 2000.00	2000.00 - 2000.00	2000.00 - 2200.00	-	1600.00 - 1800.00	2000.00 - 2000.00	2000.00 - 2000.00	2000.00 - 2000.00
Mora	-	-	-	-	-	-	-	-	-
Shrimps Small	2400.00 - 2600.00	2300.00 - 2400.00	2400.00 - 2600.00	2400.00 - 2400.00	-	2000.00 - 2000.00	2000.00 - 2000.00	2000.00 - 2000.00	2000.00 - 2000.00
Talopath	1400.00 - 1650.00	2400.00 - 2600.00	2400.00 - 2600.00	2400.00 - 2600.00	-	2300.00 - 2400.00	2400.00 - 2500.00	2400.00 - 2400.00	2400.00 - 2400.00
<u>Eggs (Rs/egg)</u>									
Brown	49.00 - 50.00	50.00 - 50.00	50.00 - 50.00	50.00 - 50.00	51.00 - 51.00	51.00 - 51.00	51.00 - 52.00	51.00 - 52.00	51.00 - 52.00
White	46.00 - 47.00	46.00 - 47.00	46.00 - 46.00	46.00 - 46.00	48.00 - 48.00	48.00 - 49.00	48.00 - 48.00	48.00 - 48.00	48.00 - 49.00
<u>Dried Fish</u>									
Sprats	1600.00 - 1800.00	1600.00 - 1800.00	1600.00 - 1800.00	1800.00 - 2000.00	1600.00 - 1800.00	1600.00 - 1800.00	2000.00 - 2000.00	1800.00 - 2000.00	1800.00 - 2000.00
Kattawa	2000.00 - 2200.00	2200.00 - 2200.00	2000.00 - 2200.00	2200.00 - 2200.00	2000.00 - 2200.00	2000.00 - 2200.00	2000.00 - 2000.00	2000.00 - 2200.00	2000.00 - 2000.00
Thora	-	-	-	-	-	-	-	-	-
Mora	2000.00 - 2200.00	2200.00 - 2400.00	2000.00 - 2200.00	2400.00 - 2600.00	2000.00 - 2200.00	2000.00 - 2200.00	2000.00 - 2200.00	2300.00 - 2400.00	2400.00 - 2600.00
Balaya	1400.00 - 1600.00	1400.00 - 1600.00	1400.00 - 1600.00	1400.00 - 1600.00	1400.00 - 1600.00	1600.00 - 1600.00	1400.00 - 1600.00	1400.00 - 1600.00	1600.00 - 1600.00
Anguluwa	-	2400.00 - 2400.00	-	2400.00 - 2400.00	-	-	2400.00 - 2400.00	2400.00 - 2400.00	2400.00 - 2600.00
Salaya	600.00 - 800.00	800.00 - 1000.00	800.00 - 800.00	800.00 - 1000.00	600.00 - 800.00	800.00 - 800.00	800.00 - 1000.00	800.00 - 900.00	1000.00 - 1000.00
<u>Meat</u>									
Beef (without Bones)	-	2400.00 - 2400.00	2500.00 - 2500.00	-	2200.00 - 2200.00	-	2400.00 - 2400.00	-	-
Chicken (Broiler)	1250.00 - 1250.00	1280.00 - 1280.00	1280.00 - 1280.00	1260.00 - 1260.00	1180.00 - 1180.00	1180.00 - 1180.00	1280.00 - 1280.00	1280.00 - 1280.00	1300.00 - 1300.00
Chicken (Curry)	1300.00 - 1300.00	1400.00 - 1400.00	1300.00 - 1300.00	1400.00 - 1400.00	1200.00 - 1200.00	1200.00 - 1200.00	1150.00 - 1150.00	1100.00 - 1100.00	1000.00 - 1000.00
Mutton	-	3200.00 - 3200.00	3200.00 - 3200.00	3200.00 - 3200.00	3200.00 - 3200.00	3400.00 - 3400.00	3200.00 - 3200.00	3200.00 - 3200.00	3400.00 - 3400.00
Pork	-	-	-	-	-	-	-	1300.00 - 1300.00	1300.00 - 1300.00

Annex 05 : Food Composition of Selected Food Commodities

Commodity	Energy (kcal/100g)	Protein (g/100g)	Total fat (g/100g)	Retinol Eq (μ g/100g)	Vit B2 (mg/100g)	Vit B6 (mg/100g)	Folate (μ g/100g)	Vit C (mg/100g)	Calcium (mg/100g)	Magnesium (mg/100g)	Iron (mg/100g)	Zinc (mg/100g)
Rice												
Rice - (white Kekulu - normal)	361	9.88	1.52	-	0.03	0.09	10.67	-	6.94	26.29	1.22	1.5
Rice - (white Kekulu Samba)	355	8.81	1.53	-	0.03	0.09	8.11	-	9.82	30.48	0.92	1.7
Rice - (Red Kekulu - normal)	366	8.64	2.12	-	0.05	0.1	8.39	-	4.73	31.7	0.88	1.84
Rice -Samba	369	6.86	2.45	-	0.05	0.13	12.79	-	8.71	37.26	1.18	1.49
Rice - Nadu White	366	7.76	1.48	-	0.03	0.12	9.35	-	4.57	20.1	0.64	1.61
Dried chilies	233	12.68	6.41	437	0.84	0.42	46.83	NA	107	231	5.39	1.65
Onion												
Big onions	48	1.67	0.24	0.16	0.01	0.1	32.99	7.58	14.82	16.94	0.45	0.25
Red onions	55	2.13	0.15	0.18	0.02	0.13	30.15	14.26	20.37	19.32	0.31	0.28
Potatoes	71	1.67	0.25		0.01	0.09	14.31	20.5	9.83	23.84	0.46	0.29
Pulses												
Green gram	290	21.97	0.93	19.5	0.28	0.33	135	NA	98.96	146	4.15	2.86
White cowpea	320	21.25	1.14	1.36	0.09	0.26	249	NA	84.1	213	5.04	3.57
Red cowpea	320	20.24	1.08	0.96	0.11	0.27	273	NA	81.83	194	4.95	3.4
Red Dhal	319	23.09	0.77	1.06	1.6	0.22	55	NA	41.27	66.63	7.45	3.34
Vegetables												
Beans	46	3.95	0.15	6.64	0.1	0.3	45.2	7.02	35.68	45.56	0.7	0.59
Carrot	30	0.85	0.45	1240	0.03	0.1	24.71	5.93	27.65	11.7	0.59	0.25
Leeks	30	1.74	0.49	18.56	0.02	0.19	42.63	4.65	29.28	11.77	1.49	0.43
Beetroot	31	2.12	0.15	1.52	0.01	0.09	108	4.51	20.29	34.88	0.77	0.29
Knolkhol	16	1.69	0.34		0.05	0.19	12.7	77.64	40.09	19.35	0.23	0.18
Radish	29	0.75	0.11		0.02	0.09	18.09	12.13	35.64	13.56	0.38	0.16
Cabbage	21	1.35	0.14	3.35	0.05	0.14	52.66	29.62	56.85	18.47	0.33	0.16

Tomatoes	20	0.88	0.56	165	0.03	0.09	20.16	25.58	9.69	14.93	0.31	0.12
Ladies fingers	26	2.06	0.19	12.41	0.08	0.28	70.62	24.48	92.26	55.23	0.96	0.44
Brinjal (Pandora Striped)	29	1.49	0.31	23	0.12	0.09	30.99	1.49	18.95	18	0.32	0.19
Brinjal (Chinese eggplant)	24	1.28	0.33	16.83	0.12	0.11	32.94	3.37	14.4	21.18	0.28	0.16
Capsicum	23	1.22	0.34	38.96	0.03	0.29	28.65	49.63	12.65	11.21	0.21	0.31
Pumpkin (Common)	31	0.86	0.3	30.41	0.02	0.09	17.72	8.73	18.75	9.93	0.49	0.25
Cucumber	19	0.98	0.24	0.58	0.01	0.08	19.66	4.08	22.1	18.22	0.67	0.21
Bitter gourd	19	1.47	0.23	55.08	0.05	0.06	53.1	46.89	25.19	35.81	1.75	0.26
Snake gourd (Dark green)	11	0.82	0.25	10.41	0.03	0.12	18.09	3.54	26.83	25.84	0.41	0.11
Snake gourd (Pale green)	11	0.89	0.25	5.14	0.03	0.07	16.52	2.85	27.11	21.77	0.47	0.2
Drumstick	30	2.48	0.12	3.13	0.06	0.12	60.48	92.33	22.27	28.51	0.5	0.26
Watakolu	12	0.86	0.15	59.33	0.01	0.07	25.48	6.41	14.67	14.01	4.42	0.45
Long beans	24	3.36	0.3	-	0.06	0.11	99.98	8.93	44.22	33.17	1.01	0.08
Ash Plantain	76	2.84	0.56	0.06	0.02	0.07	6.82	4.49	5.19	22.55	0.39	0.21
Green chillies	39	2.28	0.76	38.16	0.08	0.25	21.29	98.61	20.25	36.91	1.25	0.29
Limes	26	0.66	0.26	0.36	0.01	0.05	12.1	38.05	26	15.25	0.12	0.05
Kekiri	17	1.01	0.25	0.76	0.01	0.07	17.34	8.07	25.72	26.2	0.63	0.22
Ash pumpkin (Ash guord)	18	0.8	0.15		0.01	0.15	14.17	9.14	19.27	23.62	0.48	0.13
Cho-Cho	19	0.58	0.12	0.3	0.04	0.07	63.81	23.76	20.55	13.02	0.49	0.12
Thalana batu (Little prince)	21	1.28	0.39	24.33	0.12	0.09	38.63	2.4	12.38	19.62	0.31	0.22
Thalana batu (Thai eggplant)	21	1.45	0.26	18.33	0.11	0.09	31.18	2.71	17.24	37.22	0.37	0.24
Thibbatu	61	1.66	1.96	15.89	0.03	1.02	72.39	10.8	105	57.46	1.06	0.59
Kohila yams	27	0.64	0.16	1.72	0.01	0.14	4.64	1.67	52.33	33.95	0.61	1.62
Kehel muwa	19	1.36	0.63	4.27	0.02	0.12	40.51	8.16	35.09	31.43	0.38	0.39
Ambaralla	37	0.73	0.44	3.36	0.01	0.1	44.49	35.51	20.7	9.28	0.7	0.12
Mango	50	0.75	0.09	14.5	0.02	0.14	34.89	91.63	28.56	17.74	0.5	0.09
Mushroom	27	2.54	0.42	-	0.15	0.13	7.81	11.56	0.9	14.42	1.32	0.79
Dambala	21	1.84	0.2	38.74	0.08	0.4	33.69	19.82	68.24	31.38	1.2	0.44
Coconuts nuts	390	3.67	39.92	-	0.05	0.11	14.86	-				

Root Crop												
Sweet potato	108	1.27	0.33	NA	0.04	0.09	14.44	22.2	28.93	21.05	0.51	0.14
Manioc	78	0.92	0.19	NA	0.07	0.2	0.1	1.95	25.31	19.08	19.78	23.73
Nelum ala/Lotus root	79	1.94	0.93	NA	0.05	0.19	26.49	26.63	37.71	26.58	3.34	0.35
Kiriala	87	3.96	0.15	1.19	0.03	0.16	20.17	2.71	30.79	41.52	0.6	0.42
Iniala	103	3.2	0.3	33.14	0.01	0.22	22.19	13.03	40.99	28.98	1.31	0.29
Leafy Vegetables												
Mukunuwanna	28	3.15	0.55	92.25	0.09	0.27	96.14	3.24	135	45.38	1.7	1.03
Gotukola	15	0.64	0.47	226	0.07	0.23	70.11	6.74	96.31	41.42	1.25	0.66
Kankun	15	0.47	0.37	1614	0.08	0.4	33.69	19.82	49.21	18.35	1.32	0.44
Kathurumurunga	70	8.01	1.35	2097	0.33	0.22	120	121	901	96.64	4.36	0.53
Nivithi	22	2.2	0.47	959	0.06	0.11	74.05	10.26	163	61.37	1.49	0.67
Thampala	32	3.55	0.72	1474	0.21	0.22	74.27	82	258	209	3.5	1.4
Sarana	20	2.42	0.21	1149	0.03	0.13	58.54	9.89	59.57	42.93	0.13	0.75
Kohila leaves	33	4.1	0.83	300	0.02	0.17	56.76	5.56	19.5	20.32	0.25	0.3
Onion leaves	27	2.01	0.26	NA	0.04	0.18	56.8	23.38	35.21	74.95	3.15	0.77
Cabbage leaves	30	3.63	0.27	8.66	0.05	0.24	63.46	40.76	170	18.47	2.67	0.35
Salad leaves	19	1.05	0.24	NA	0.1	0.06	37.48	11.64	58.23	36.89	2.07	0.27
Cauliflower	23	2.09	0.48	0.14	0.06	0.11	46.67	50.17	22.44	18.52	0.76	0.27
Jackfruit pods	25	2.14	0.34	NA	0.03	0.04	30.7	24.77	37.32	26.08	0.3	0.17
Jackfruit seeds	77	5.66	0.44	NA	0.02	0.08	58.91	15.24	40.87	50.14	0.52	0.42
Meat												
Chicken	176	23.14	9.24	6.88	0.07	0.49	10.09	-	15.06	20.18	0.75	0.64
Beef	160	23.3	7.45	2.15	0.08	0.32	1.93	-	4.8	28.54	2.41	3.31
Mutton	138	20.37	6.23	2.7	0.13	0.28	1.73	-	7.58	19.5	1.62	5.05
Pork	161	18.83	9.5	1.9	0.09	0.28	8.15	-	6.58	8.9	0.79	0.8
Fish												
Balaya	96	21.28	1.12	21.01	0.15	0.12	7.89		6.45	26.02	0.68	0.46
Seer	136	22.28	5.18	81.9	0.07	0.16	15.45		9.85	36.73	0.41	0.74

Shark	95	21.6	0.83	1.11	0.04	0.11	8.57	8.44	32.58	0.41	0.74
Paraw	87	20.02	0.7	1.49	0.02	0.16	6.77	8.17	31.68	0.67	0.41
Thalapath	91	16.04	2.88	12.03	0.1	0.13	78.22	7.64	24.89	0.71	0.67
Kelawalla	109	21.47	2.55	15.95	0.17	0.73	77.39	13.35	33.82	0.68	0.64
Haedaella	87	19.88	0.78	12.18	0.04	0.06	11.7	36.6	53	0.54	0.65
Hurulla	88	17.08	2.18	10.02	0.14	1.66	61.66	103	35.45	1.24	1.05
Karalla / Katuwalla	97	21.8	1.06	1.25	0.02	0.1	14.38	37.06	39.05	0.24	0.42
Kumbala / Angila	101	21.51	1.53	16.34	0.1	0.1	7.13	31.27	37.46	1.46	0.67
Salaya / Sudaya	100	19.5	2.39	15.41	0.18	1.39	60.87	435	42.83	1.4	2.3
Theppli / Telapiya /Korali	83	18.48	1.08	17.14	0.18	0.18	8.29	99.39	24.96	2.84	0.88
Prawns	65	14.85	0.56	1.24	0.03	0.1	15.37	37.81	30.5	0.73	1.1
Crabs	45	10	0.55	8.33	0.14	0.18	13.83	37.81	45.93	0.73	1.1
Cuttle fish	76	16.82	0.93	1.93	0.02	0.04	6.22	8.73	35.46	0.62	1.3
Linna	112	20.3	3.37	15.78	0.23	0.68	59.78				
Coppara	97	22.89	0.56	21.51	0.04	0.12	8.08	7.2	30.08	1.2	0.58
Ray (Maduwa)	97	23.98	0.68	7.55	0.02	0.21	25.59	9.16	24.61	0.74	0.44

Dried Fish

Dried sprats	259	51.16	5.92	12.83	0.25	0.62	438	1178	162	3.06	4.2
Dried keeramin	311	49.6	12.42	12.92	0.13	2.41	144	555	166	2.58	3.19
Dried thalapath	289	54.68	8.04	9.38	0.04	0.43	97.8	62.75	110	1.96	1.45
Dried katta	275	50.04	8.31	2.48	0.03	0.35	80.4	86.55	92.17	1.47	1.16
Dried balaya	282	63.79	3.37	14.32	0.12	1.98	213	83.48	83.45	3.6	1.44
Dried shark / keelan	267	55.03	5.25	10.31	0.04	0.32	187	42.24	92.94	1.48	0.66

Eggs

Hen eggs (Country)	170	13.14	13	208	0.08	0.18	54.6	50.14	11.04	1.64	1.12
Hen eggs (Table)	135	13.55	9.03	200	0.19	0.19	49.46	63.3	12	2.39	1.73
Quail eggs	153	12.39	11.46	153	0.11	0.17	54.86	60.67	11.21	2.55	1.51

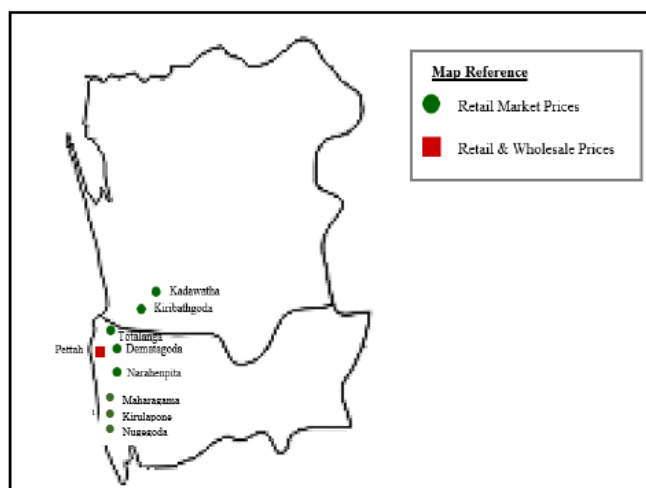
Fruits

Banana Embul	109	1.11	1.09	9.68	0.05	0.64	32.98	13.61	9.39	25.67	0.51	0.23
Anamaalu	102	1.04	0.72	16.4	0.04	0.65	21.07	3.66	8.06	27.02	0.51	0.23

Koli kuttu	107	1.38	0.34	8.8	0.03	0.47	18.12	7.71	8.56	38	0.32	0.14
Pineapple	37	0.41	0.17	5.76	0.04	0.12	17.86	39.36	10.37	10.71	0.3	0.09
Papaya	26	0.42	0.16	171	0.11	0.04	54.85	48.62	16.77	8.9	0.23	0.08
Mangoes (Karthakolomban)	79	0.8	0.92	259	0.01	0.1	35.52	17.74	3.12	6.72	0.1	0.08
Mangoes (Vilad)	44	0.76	0.58	146	0.05	0.26	67.6	29.97	16.93	14.79	0.65	0.19
Apple	62	0.29	0.64	0.36	0.02	0.08	3.43	2.9	3.12	6.72	0.1	0.08
Avacado	144	2.95	13.86	2	0.08	0.18	67.17	9.36	28.48	48.14	0.81	0.75
Wood apple	78	3.09	3.62	0.46	0.01	0.14	6.07	13.58	59.15	25.16	0.45	0.32
Orange	46	1.07	0.37	23.44	0.01	0.28	14.46	20.19	31.18	20.36	0.81	0.35
Guava	39	1.53	0.38	19.67	0.01	0.11	25.24	30.88	6.59	12.02	0.53	0.33
Grapes	49	0.95	10.69	3.22	0.04	0.1	7.07	20.51	7.27	6.86	0.28	0.07
Melon	19	0.65	0.16	130	0.02	0.11	6	8.24	4.05	9.76	0.15	0.1

Source: Sri Lanka Food Composition Tables, Ministry of Health - 2021.

Price Collecting Areas





HARTI



Ministry of Agriculture

**Food Systems and Market Research Division & Data Management Division
Hector Kobbekaduwa Agrarian Research and Training Institute**

No. 114, Wijerama Mawatha, Colombo 07.

Phone: 011-2696981 Fax: 011-2682283

E-mail: mfpaharti@yahoo.com

Web: www.harti.gov.lk

www.mobitel.lk

**දෛනික චිළචිඵ තොග මිල,
ජංගම දුරකථනයෙන්**

හෙක්ටර් කොච්චෑකඩුව ගොවි කටයුතු පර්යේෂණ
හා පුහුණුධර්මේ ආයතනය අනුමුතයෙන්

මොබිටෙල්
ජංගම
මිල දර්ශනය

ජාතික ජංගම දුරකථන ජාලයෙන්

6666
අමතන්න.

මොබිටෙල් අද මිල - අත දහ
මොබිටෙල් ජංගම දුරකථන ජාලයෙන්
චිළචිඵ තොග මිල දර්ශනය.

විකාශිතයාට රු.2/-
විකාශිතයාට රු.2/-