

RETAIL MARKET AT A GLANCE

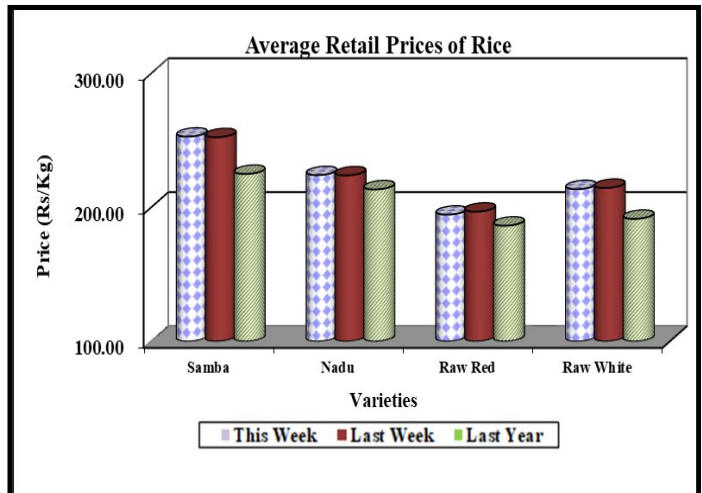
Summary

Rice



Prices of raw red (Rs.2.00/kg) and raw white (Rs.1.00/kg) have decreased while the prices of all the other rice varieties have not changed significantly. The average prices were Rs.372.00/kg (*keeri samba*), Rs.253.00/kg (*samba*), Rs.224.00/kg (*nadu*), Rs.214.00/kg (raw white) and Rs.195.00/kg (raw red) in Colombo and suburb markets. Average farm gate prices for major paddy varieties have increased with the end of the of *Maha* harvesting.

(Page No.01-02)

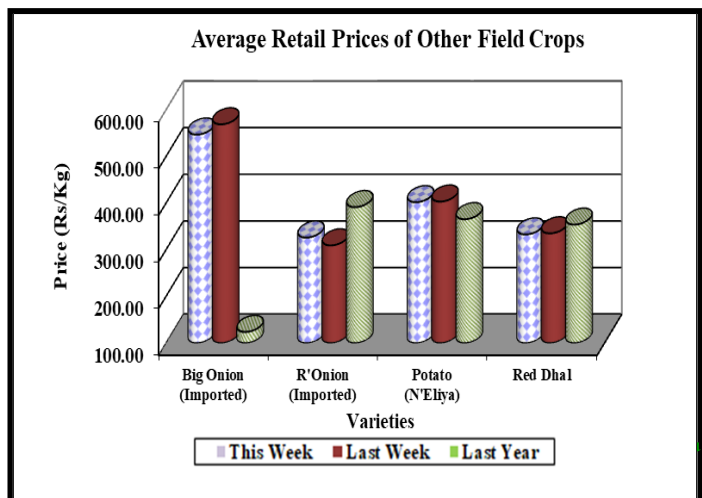


Other Field Crops



Prices of both imported and local red onion ranged Rs.300.00-Rs.400.00/kg and the price of big onion ranged Rs.480.00-600.00/kg in Colombo and suburban markets. Price of imported potato has decreased by Rs.10.00/kg and the price ranged Rs.180.00-240.00/kg. Further, the prices of cowpea ranged Rs.1,000.00-1,200.00/kg while the price ranged Rs.1,300.00-1,400.00/kg for green gram.

(Page No.02-04)

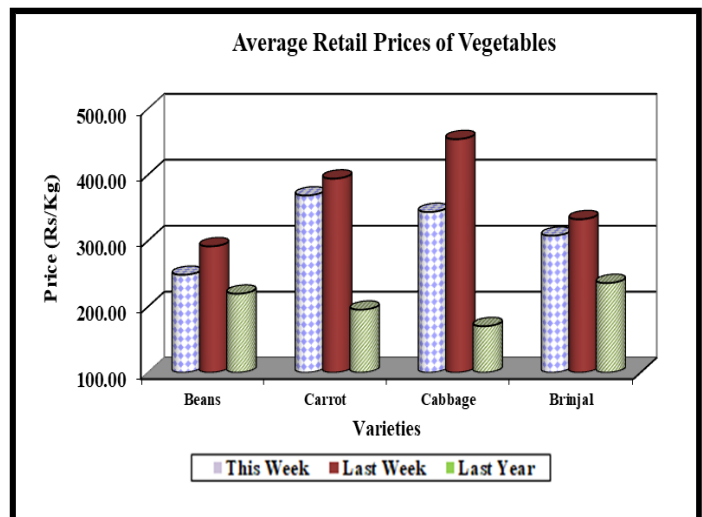


Vegetables



Prices of most of the vegetables have decreased due to increased supply from major producing areas. Regarding up-country vegetables, the highest price decrease was recorded for cabbage as Rs.111.00/kg, followed by beans (Rs.43.00/kg). Regarding low-country vegetables, the maximum decrease was recorded as Rs.104.00/kg for drumstick, followed by ash plantain as Rs.60.00/kg.

(Page No.04-05)



Rice

Wholesale

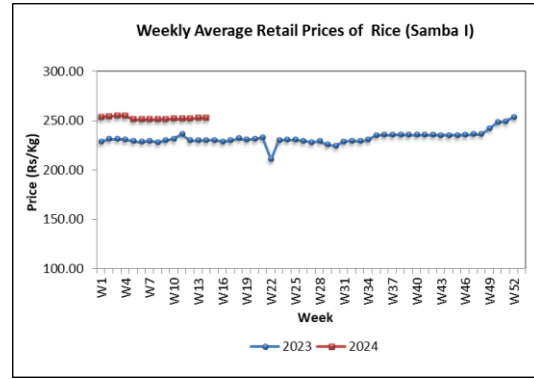
Price of nadu grade I and II has increased by 1% and the prices ranged Rs.205.00-210.00/kg and Rs.195.00-200.00/kg respectively. The price of raw red has decreased by 1% and the price ranged Rs.165.00-180.00/kg. Prices of all other local rice varieties have not changed significantly and the prices of samba grade I, II and keeri samba were Rs.235.00-240.00/kg, Rs.228.00-230.00/kg and Rs.310.00-325.00/kg respectively.

Average price of raw white was Rs.194.00/kg. Imported ponni samba was also available at the market and the price ranged Rs.245.00-255.00/kg.

Compared to the same period of last year, prices of all local rice varieties have increased in the range of 8%-30% and the price of imported ponni samba has increased by 22%.

Retail

Prices of raw red and raw white have decreased by Rs.2.00/kg and Rs.1.00/kg respectively and their prices ranged Rs.180.00-210.00/kg and Rs.200.00-220.00/kg respectively. Prices of samba I, keeri samba, nadu I and imported samba ranged Rs.230.00-270.00/kg, Rs.350.00-380.00/kg, Rs.220.00-230.00/kg and Rs.270.00-290.00/kg respectively.



Compared to the same period of last year, the current retail prices of all rice varieties have increased with the highest price increase of 42% recorded for keeri samba.

Paddy

With the end of harvesting paddy, the paddy prices were reported to be higher in all major producing areas except in Kurunegala. Short grain (samba) paddy has increased by Rs.15.00/kg and Rs.7.00/kg in Polonnaruwa, Kalawewa and Ampara and reported a price increase less than Rs.3.00/kg in Dehiattakandiya and Nikaweratiya.

The average price of keeri samba has increased by 15.00/kg in Polonnaruwa area while it has decreased by Rs.4.00/kg in Kurunegala. A price increase of Rs.7.00/kg and Rs.6.00/kg was reported for long grain white (nadu) in Polonnaruwa and Kalawewa areas and the prices ranged Rs.110.00-117.00/kg in all major producing areas. The average price of long grain (red) paddy has increased by

Rs.6.00/kg in Matara for long grain red paddy and the price ranged Rs.88.00-95.00/kg in major producing areas in the Southern province.

Compared to the same period of last year, the average farm gate paddy prices of all major paddy varieties have increased by 6%-32% with the highest price increase reported for short grain (samba) in Kalawewa.

Dried Chilies

Wholesale

Price of imported dried chilies has decreased by 14% due to decreased dollar rate and the price ranged Rs.600.00-750.00/kg.

Compared to the same period of last year, price of imported dried chilies has decreased by 35%.

Retail

Price of imported dried chilies has decreased by Rs.17.00/kg, which ranged Rs.800.00-1200.00/kg.

Compared to the same period of last year, the current retail price of imported dried chilies has decreased by 20%.

Onion

Wholesale

Price of vedalan red onion has increased by 18% due to availability of high-quality stocks and the price ranged Rs.260.00-300.00/kg. Price of imported red onion has increased by 11% due to unavailability of sufficient stocks and the price ranged Rs.220.00-250.00/kg.

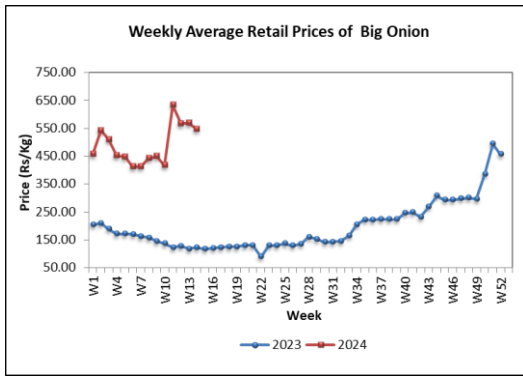
Price of imported big onion has decreased by 15% due to availability of sufficient stocks and the price ranged Rs.320.00-460.00/kg.

Compared to the same period of last year, price of vedalan red onion and imported red onion have decreased by 10% and 16% while imported big onion has increased by 344%.

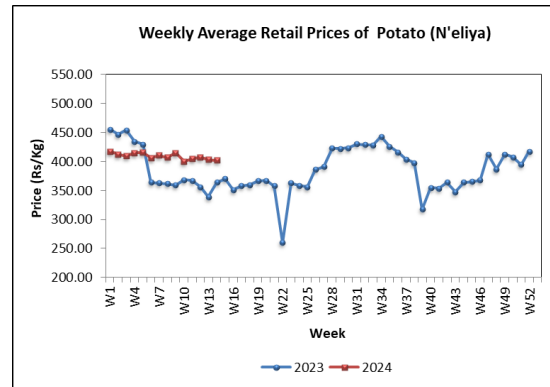
Retail

Price of imported red onion has increased by Rs.17.00/kg and the price ranged Rs.300.00-360.00/kg. Price of vedalan red onion has ranged Rs.360.00-400.00/kg. The price of imported big onion has decreased by Rs.22.00/kg and the price ranged Rs.480.00-600.00/kg.

Weekly Food Commodities Bulletin



Compared to the same period of last year, the current retail prices of vedalan and imported red onion have decreased in the range of 17%-21% and imported big onion has increased by 343%.



Compared to the same period of last year, the current retail prices of Nuwara Eliya and imported potatoes have increased in the range of 10%-20%.

Potato

Wholesale

Prices of Welimada, Nuwara Eliya and imported potatoes have decreased in the range of 5% -9% due to availability of sufficient stocks and the prices ranged Rs.220.00-230.00/kg, Rs.240.00-255.00/kg and Rs.130.00-200.00/kg respectively.

Compared to the same period of last year, prices of all types of potatoes have increased in the range of 8%-21%.

Retail

Prices of Nuwara Eliya and imported potatoes have decreased by Rs.1.00/kg and Rs.10.00/kg respectively and their prices ranged Rs.380.00-440.00/kg and Rs.180.00-240.00/kg respectively.

Pulses

Wholesale

Price of red dhal has decreased by 1% and the price ranged Rs.280.00-290.00/kg. Prices of all other pulses have not changed significantly and the price ranges of green gram, white cowpea and red cowpea were Rs.1250.00-1350.00/kg, Rs.700.00-800.00/kg and Rs.650.00-750.00/kg respectively.

Compared to the same period of last year, prices of all pulses have decreased in the range of 6%-11% while price of white cowpea has increased by 8%.

Retail

Prices of white cowpea, red cowpea and red dhal have decreased by Rs.14.00/kg, Rs.14.00/kg and Rs.2.00/kg respectively and their prices ranged Rs.1000.00-

1200.00/kg, Rs.1000.00-1200.00/kg and Rs.320.00-360.00/kg respectively. Price of green gram has ranged Rs.1300.00-1400.00/kg.

Compared to the same period of last year, the current retail prices of green gram and red dhal have decreased in the range of 6%-13% while the prices of white cowpea and red cowpea have increased in the range of 1%-4%.

Vegetable

Wholesale

Prices of most of the vegetables have decreased due to increased supply from all major producing areas.

Considering the up-country vegetables, the highest price decrease was reported for cabbage as 50% due to increased supply from Nuwara Eliya, followed by knolkhol as 23% due to increased supply from Kandy and Dambulla areas. Due to increased supply from all major producing areas, the price of beans has decreased by 18%.

Prices of tomato has decreased by 27% due to increased supply from Jaffna area and the price of capsicum has decreased by 21% with the increased supply from all the major producing areas.

Considering low country vegetables, the highest price decrease was reported for ash

plantain as 30% due to increased supply from Embilipitiya area, followed by brinjal as 27% due to increased supply from Sooriyawewa area. Prices of snake gourd, long beans and bitter gourd have increased in the range of 11%-19%. However, price of cucumber has increased by 24% due to decreased supply from Puttalam area and the price of drumstick has increased by 9%. Further, prices of green chilies have decreased by 12% due to increased supply from all major producing areas while price of lime has increased by 46% with decreased supply from Monaragala area.

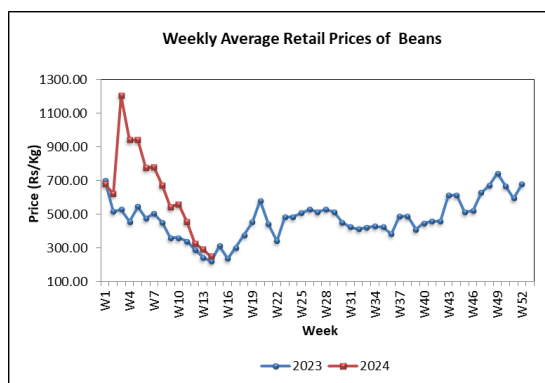
Compared to the same period of last year, prices of most of the vegetables have decreased with the highest price decrease reported for ladies fingers as 49%. However, the prices of pumpkin and carrot have increased by 234% and 184% respectively with decreased average yield due to the prevailing adverse weather condition.

Retail

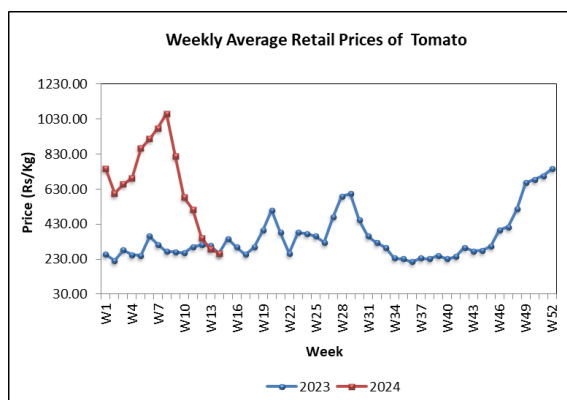
In line with the decreased wholesale price, retail prices of most of the vegetable varieties have also decreased.

Considering up country varieties, the highest price decrease was reported for cabbages Rs.111.00/kg followed by beans as Rs.43.00/kg. Prices of knolkhol, carrot,

and leeks have decreased by Rs.30.00/kg, Rs.26.00/kg, Rs.7.00/kg and Rs.9.00/kg respectively.



Prices of capsicum and tomato have decreased by Rs.52.00/kg and Rs.25.00/kg respectively.



Considering low country varieties, the highest price decrease was reported for drumstick as Rs.104.00/kg followed by ash plantain (Rs.60.00/kg). Prices of bitter gourd, long beans and luffa have decreased by Rs.40.00/kg, Rs.32.00/kg and Rs.24.00/kg respectively.

Further, the price of green chilies has decreased by Rs.88.00/kg and price of lime has increased by Rs.91.00/kg.

Compared to the same period of last year, prices of most of varieties have increased and the highest price increase was reported for pumpkin as 111%.

Coconut

Wholesale

Prices of large and small nuts have increased by 4% and 6% respectively. Price ranges were Rs.95.00-110.00 for a large nut and Rs.85.00-90.00 for a small nut.

Compared to the same period of last year, prices of large and small nut have increased by 5% and 1% respectively.

Retail

Prices of both large and small nuts have increased by Rs.2.00/nut. Price ranges were Rs.100.00-130.00 for a large nut and Rs.90.00-100.00 for a small nut.

Compared to the same period of last year, prices of large nuts have increased by 1% while the price of small nuts has decreased by 2%.

Fruits

Wholesale

Prices of most of fruit varieties have decreased due availability of sufficient stocks. The highest price decrease was reported as 46% for vilad mango while the prices of karthakolomban mango and avocado have decreased by 45% and 42% respectively due to availability of stocks with commencement of harvesting seasons. Further, prices of papaw and passion fruit have decreased by 22% and 17% respectively with the availability of stocks and low demand.

However, prices of orange and king coconut have increased by 9% and 6% respectively with high demand. Prices of all sizes of pineapple have increased in the range of 4%-6% while the prices of all banana varieties have increased in the range of 3%-8% with availability of quality stocks and increased demand.

Compared to the same period of last year, prices of most of the fruit varieties have increased with the highest price increase of 99% reported for passion fruit with low production.

Retail

Prices of most of fruit varieties have decreased in line with the decreased

wholesale prices. The highest price decrease of Rs.48.0/kg was reported for imported grapes due to availability of sufficient stocks in the market. Moreover, the price of papaw has decreased by Rs.15.00/kg.

In addition, the prices of passion fruit and slime apple have decreased by Rs.12.00/fruit and Rs.11.00/fruit respectively. Moreover, the price of wood apple has decreased by Rs.6.00/fruit due to low demand in the market.

Meanwhile, the highest price increase of Rs.36.00/fruit was reported for small sized pineapple due to high demand in the market. Further, the prices of large and medium sized pineapple have increased by Rs.36.00/fruit and Rs.25.00/kg fruit respectively. Moreover, the prices of ambul, kolikuttu and seeni banana have increased in the range of Rs.19.00/kg, Rs.30.00/kg and Rs.21.00/kg. Further, prices of avocado and king coconut have increased by Rs.27.00/fruit and Rs.18.00/fruit respectively.

Compared to the same period of last year, prices of most of the fruit varieties have increased and the highest price increase was reported for passion fruit as 121%.

Fresh Fish

Wholesale

Wholesale prices of all fresh fish types except shrimps and hurulla have increased due to limited supply with the beginning of Easter festival season. The highest price increase of 46% was noted for mora due to low supply from Northern areas and the price ranged Rs.1250.00-1450.00/kg. A price increase of 25% was noted for balaya due to low supply from Galle, Mirissa and Beruwala areas and the price ranged between Rs.450.00-750.00/kg. Likewise, a price increase of 23% was noted for thalapath due to low supply from Negombo, Beruwala and Valachchenai areas and the price ranged Rs.1500.00-2000.00/kg.

However, a price decrease of 4% was noted for shrimps due to high supply from Kalpitiya, Puttalama and Chilaw areas and the price ranged between Rs.1600.00-2100.00/kg.

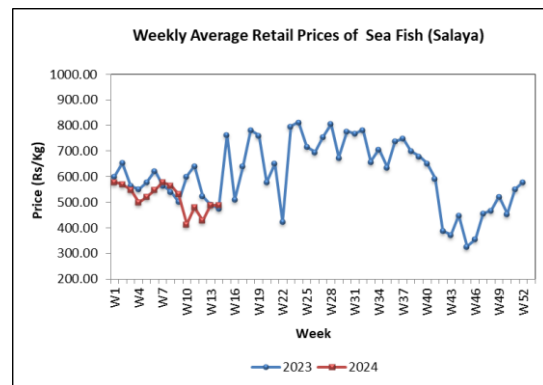
Compared to the same period of last year, current wholesale prices of most of the fresh fish types have increased in the range of 1%-36% and the highest price increase was noted for shrimps.

Retail

In line with increased wholesale prices, retail prices of most types of fresh fish have also increased due to decreased

supply. The highest price increase of Rs.206.00/kg was reported for balaya. Prices of thalapath, thora and kelawalla have also increased by Rs.167.00/kg, Rs.149.00/kg and Rs.141.00/kg respectively.

However, prices of shrimps and salaya have decreased by Rs.6.00/kg and Rs.1.00/kg respectively due to increased supply slightly.



Compared to the same period of last year, prices of most of the fresh fish types have increased in the range of 1%-34% with the highest price increase reported for shrimps.

Dried Fish

Wholesale

Due to decreased supply of local dried fish, prices of most of the local and imported dried fish types have increased. The highest price increase of 5% was noted for local sprats due to low supply from Trincomalee, Mannar and Mullaitivu areas

and the price ranged Rs.1100.00-1250.00/kg. Likewise, a price increase of 4% was noted for local mora due to low supply from Negombo, Beruwala and Jaffna areas and the price ranged between Rs.1750.00-1850.00/kg. In addition, prices of imported kattawa has increased by 2% and prices of imported sprats and local salaya have increased by 1% respectively.

However, a price decrease of 4% was noted for local maduwa due to high supply from Jaffna and Trincomalee areas and the price ranged between Rs.1200.00-1350.00/kg.

Compared to the same period of last year, current wholesale prices of most of the dried fish types have decreased in the range of 13%-33% with the highest price decrease being reported for local salaya.

Retail

In line with increased wholesale prices, retail prices of most types of dried fish have also increased due to decreased supply. The highest price increase of Rs.108.00/kg was reported for salaya. Prices of imported sprats and kattawa have also increased by Rs.89.00/kg and Rs.72.00/kg respectively. The remaining types have increased in the range of Rs.18.00-20.00/kg.

However, prices of anguluwa and balaya have decreased by Rs.86.00/kg and

Rs.2.00/kg respectively due to increase in supply.

Compared to the same period of last year, prices of most of the dried fish types have increased in the range of 7%-8% with the highest price increase reported for local sprats.

Eggs

Wholesale

Prices of brown and white eggs have decreased by 7% and 8% respectively and their prices ranged between Rs.44.00-46.00/egg and Rs.41.00-43.00/egg respectively.

Compared to the same period of last year, prices of both brown and white eggs have decreased by 2% and 5% respectively.

Retail

Prices of both brown and white eggs have decreased by Rs.2.00/egg and Rs.1.00/egg respectively due to decreased farm gate price. The price ranged Rs.46.00-52.00/egg for brown eggs and average price of a white egg was Rs.46.53/egg.

Compared to the same period of last year, prices of both brown and white eggs have decreased by 11% and 15%.

Meat

Retail

Prices of all types meat except skinless curry chicken have increased due to

decreased supply. Prices of pork, skinless broiler chicken, mutton and beef have increased by Rs.40.00/kg, Rs.32.00/kg, Rs.29.00/kg and Rs.25.00/kg respectively.

However, price of skinless curry chicken has decreased by Rs.43.00/kg due to low demand.

Compared to the same period of last year, prices of most types of meat have decreased in the range of 6%-18% with the highest price decrease reported for pork.

EXPLANATORY NOTE

The Food Commodities Bulletin is a weekly publication containing information relating to wholesale and retail prices of selected food commodities in nine selected markets in and around Colombo and main markets in the major producing areas.

The information is analyzed and presented as prevailing prices, price ranges, averages, and a comparison of weekly prices. The changes in prices reported are always with price prevailed during the previous week unless otherwise stated.

The frequency of collection of wholesale price information is twice a week (i.e., Tuesday and Friday) while with retail prices, it is thrice a week (i.e., Friday, Monday, and Tuesday).

Table 01: Selected Markets: Wholesale Price of Rice (Rs/50kg bag)

Week 14: 29 March- 04 April 2024

LOCATIONS	Rice Varieties													
	Samba 1		Samba 2		Keeri Samba		Nadu 1		Nadu 2		Raw Red		Raw White	
Colombo	11750	12000	11400	11500	15500	16250	10250	10500	9750	10000	8250	9000	9500	10000
Divulapitiya	-	-	-	-	-	-	-	-	-	-	-	-	-	-
Kurunegala	12650	13000	11250	11500	16000	18000	10600	10750	9500	9900	8750	9000	9250	9600
Nikaweratiya	12750	13000	11250	11250	17000	17000	10850	10900	9200	9250	9500	9500	9150	9250
Badulla	-	-	11500	11500	15500	16000	10500	10875	-	-	8000	8000	9000	9250
Puttalam	13250	13750	11500	11750	-	-	10700	10900	9100	9500	10000	10350	10000	10250
Dambulla	12650	12750	11500	11750	-	-	10700	10750	9750	10250	9000	9250	9500	9750
Anuradhapura	12250	12500	11500	11500	17500	18000	10750	10900	9750	10000	9750	10250	9250	10250
Tambuttegama	-	-	11000	11250	-	-	-	-	9500	9750	-	-	9250	9400
Polonnaruwa	12350	12600	11850	11900	17500	17500	10700	10750	9700	9750	10200	10250	9700	9750
Kalutara	-	-	11500	11650	-	-	-	-	9900	10000	8750	8900	9750	9900
Ampara	-	-	11500	11500	-	-	11000	11000	10000	10000	8000	8250	8500	8900
Kandy	11750	12000	11250	11500	16250	16500	10250	10500	9500	9750	8250	8750	9500	10000
Moneragala	12500	12750	11000	11250	17500	18000	10500	10750	10000	10250	7750	8250	8750	9250
Kegalle	-	-	-	-	-	-	-	-	-	-	-	-	-	-
Dehiattakandiya	-	-	-	-	17250	18750	10750	11000	8750	10250	9750	10250	8900	10250
Hambantota	11750	12000	-	-	-	-	-	-	-	-	7250	7500	9250	9750
Matara	-	-	-	-	-	-	10500	10800	-	-	7250	7550	9500	9800
Galle	12700	12750	-	-	17250	17500	10750	10900	-	-	7500	7750	9000	9750
Meegoda	-	-	11250	11750	-	-	10500	10500	9800	10200	7900	8250	9200	9600
Tissamaharama	12250	12750	11750	12000	16250	18750	10500	10750	9750	10250	7000	7400	8900	9900
Embilipitiya	-	-	11450	11500	15500	15600	10400	10500	-	-	7250	7450	8850	9250
Jaffna	-	-	11500	11750	15600	15750	-	-	9000	9750	8250	8500	10000	10250
Vavuniya	-	-	11500	11750	-	-	10000	10250	9500	9700	8700	9000	9500	9700
Mannar	-	-	-	-	-	-	-	-	-	-	-	-	-	-
Killinochchi	-	-	11500	11750	16000	16250	10000	10250	9000	9250	8250	8500	10000	10250
Mullattivu	-	-	-	-	-	-	-	-	-	-	-	-	-	-
Batticaloa	-	-	11600	11750	16000	16250	10000	10200	9500	9600	8500	8600	10100	10250
Trincomalee	11750	12000	-	-	16100	16250	10100	10300	9600	9800	8600	8800	10000	10200
Galenbindunuwew	11850	12500	11500	11500	17500	17500	10500	10850	10250	10250	9250	10250	9100	9500
Matale	12000	12250	11500	11750	17000	17500	10500	10750	9750	10000	8500	9000	9000	9750

Table 02: Selected Markets: Retail Price of Rice (Rs/kg)

Week 14: 29 March- 04 April 2024

LOCATIONS	Rice Varieties													
	Samba 1		Samba 2		Keeri Samba		Nadu 1		Nadu 2		Raw Red		Raw White	
Colombo	230.00	270.00	-	-	350.00	380.00	220.00	230.00	-	-	180.00	210.00	200.00	220.00
Gampaha	-	-	-	-	-	-	-	-	-	-	-	-	-	-
Kurunegala	250.00	260.00	240.00	240.00	350.00	360.00	220.00	220.00	200.00	210.00	180.00	190.00	200.00	200.00
Nikaweratiya	270.00	270.00	230.00	230.00	360.00	360.00	220.00	220.00	188.00	200.00	190.00	210.00	190.00	210.00
Dambulla	260.00	265.00	240.00	245.00	360.00	365.00	216.00	220.00	206.00	210.00	190.00	200.00	200.00	205.00
Anuradhapura	250.00	260.00	230.00	235.00	360.00	370.00	220.00	220.00	200.00	210.00	200.00	210.00	190.00	210.00
Thambuththegama	280.00	285.00	230.00	235.00	380.00	390.00	220.00	220.00	198.00	210.00	200.00	205.00	195.00	210.00
Polonnaruwa	250.00	255.00	235.00	242.00	350.00	360.00	218.00	220.00	195.00	200.00	210.00	210.00	195.00	200.00
Kaluthara	250.00	255.00	-	-	-	-	215.00	220.00	-	-	190.00	195.00	208.00	212.00
Badulla	-	-	230.00	230.00	-	-	220.00	220.00	-	-	165.00	165.00	190.00	195.00
Keppetipola	-	-	235.00	240.00	-	-	216.00	218.00	200.00	205.00	168.00	172.00	198.00	200.00
Moneragala	255.00	260.00	220.00	230.00	360.00	370.00	220.00	220.00	205.00	210.00	160.00	170.00	180.00	190.00
Kegalle	270.00	275.00	-	-	390.00	400.00	215.00	220.00	195.00	210.00	210.00	210.00	185.00	210.00
Ampara	270.00	270.00	230.00	230.00	360.00	360.00	220.00	220.00	210.00	215.00	160.00	175.00	170.00	210.00
Dehiattakandiya	260.00	265.00	-	-	350.00	385.00	220.00	225.00	205.00	210.00	200.00	210.00	180.00	210.00
Nuwaraeliya	265.00	280.00	235.00	240.00	360.00	380.00	218.00	220.00	200.00	205.00	172.00	178.00	196.00	202.00
Kandy	250.00	260.00	230.00	235.00	360.00	365.00	218.00	220.00	200.00	205.00	185.00	200.00	195.00	210.00
Puttalam	270.00	280.00	230.00	240.00	-	-	220.00	225.00	185.00	195.00	205.00	212.00	195.00	205.00
Hambantota	240.00	250.00	-	-	350.00	370.00	220.00	230.00	-	-	148.00	155.00	190.00	200.00
Rathnapura	260.00	265.00	-	-	360.00	380.00	215.00	225.00	210.00	212.00	163.00	170.00	198.00	210.00
Matara	250.00	260.00	-	-	350.00	360.00	220.00	220.00	-	-	148.00	160.00	190.00	200.00
Galle	260.00	270.00	-	-	350.00	360.00	220.00	220.00	-	-	155.00	160.00	195.00	210.00
Tissamaharama	240.00	260.00	-	-	360.00	380.00	215.00	220.00	200.00	210.00	142.00	150.00	180.00	200.00
Meegoda (DEC)	-	-	230.00	240.00	-	-	210.00	220.00	-	-	170.00	185.00	190.00	200.00
Embilipitiya	235.00	250.00	-	-	-	-	210.00	220.00	200.00	205.00	148.00	155.00	190.00	210.00
Jaffna	240.00	250.00	-	-	-	-	210.00	210.00	195.00	200.00	175.00	180.00	205.00	215.00
Vavuniya	-	-	240.00	245.00	-	-	210.00	214.00	200.00	206.00	200.00	205.00	210.00	212.00
Mannar	-	-	-	-	-	-	-	-	-	-	-	-	-	-
Killinochchi	-	-	240.00	245.00	-	-	210.00	215.00	195.00	200.00	175.00	180.00	210.00	215.00
Mullaittivu	-	-	-	-	-	-	-	-	-	-	-	-	-	-
Batticaloa	-	-	240.00	242.00	-	-	208.00	210.00	196.00	200.00	176.00	180.00	210.00	214.00
Trincomalee	245.00	250.00	-	-	-	-	210.00	215.00	204.00	206.00	182.00	186.00	206.00	210.00
Hanguranketha	-	-	230.00	230.00	-	-	217.00	220.00	196.00	210.00	167.00	180.00	190.00	210.00
Veyangoda	250.00	260.00	230.00	240.00	350.00	350.00	220.00	220.00	190.00	196.00	186.00	190.00	190.00	200.00
Galenbindunuwewa	240.00	260.00	230.00	235.00	360.00	360.00	220.00	220.00	210.00	215.00	190.00	210.00	190.00	195.00
Bandarawela	-	-	-	-	-	-	-	-	-	-	-	-	-	-
Matale	250.00	260.00	235.00	238.00	350.00	360.00	215.00	220.00	200.00	205.00	185.00	190.00	195.00	200.00

Table 04: Selected Markets: Wholesale Price of Subsidiary Food (Rs/50kg)

Week 14: 29 March- 04 April 2024

LOCATION	Dried Chillies	Red Onion		Big Onion	Potato			Pulses		
	Imported	Imported	Local		Imported	Welimada	Nuwara Eliya	Green Gram	Cowpea	Red Dhal
Colombo	30000 - 37500	11000 - 12500	13000 - 15000	16000 - 23000	6500 - 10000	11000 - 11500	12000 - 12750	62500 - 67500	35000 - 40000	14000 - 14500
Kurunegala	34500 - 40000	13500 - 14000	-	23750 - 24500	7000 - 8500	-	-	62500 - 67500	32500 - 45000	14250 - 14750
Nikaweratiya	34000 - 36000	12000 - 13250	-	18000 - 25000	7250 - 7600	-	-	57500 - 57500	35000 - 39000	14150 - 14250
Dehiattakandiya	37500 - 47500	12000 - 13000	-	24500 - 29000	7750 - 9000	11500 - 11500	14000 - 14000	62500 - 70000	32500 - 32500	14100 - 15000
Dambulla (DEC)	35000 - 37500	11500 - 12000	13500 - 14000	23000 - 23500	6500 - 6750	11000 - 11500	12500 - 13000	57500 - 62500	30000 - 32500	14000 - 14500
Anuradhapura	40000 - 45000	12500 - 15000	-	25000 - 26500	8000 - 10000	-	-	65000 - 70000	35000 - 45000	14500 - 15250
Thambuththegama	35000 - 40000	12000 - 14000	12000 - 13000	16000 - 24500	6750 - 7250	11500 - 12000	12500 - 13000	-	-	14250 - 14500
Polonnaruwa	40000 - 42500	13500 - 15500	-	26500 - 27500	10000 - 11000	-	18000 - 20500	62500 - 67000	34000 - 35000	15000 - 16000
Kaluthara	37500 - 39000	11500 - 12000	-	23000 - 23250	7000 - 7250	11500 - 12000	12400 - 12500	66000 - 67500	38000 - 40000	14400 - 14500
Puttalam	37500 - 42500	-	9000 - 11000	25000 - 26250	8000 - 8500	-	16250 - 17000	62500 - 70000	35000 - 40000	15000 - 15500
Kandy	39000 - 41000	12000 - 12500	13000 - 13500	24500 - 25000	7250 - 7750	12000 - 12500	13000 - 13500	62500 - 65000	38000 - 40000	14250 - 14500
Matara	40000 - 41000	12250 - 13000	-	24500 - 25500	7750 - 8500	-	18000 - 18250	60000 - 65000	37500 - 41000	14750 - 15500
Hambantota	40000 - 44000	12000 - 13500	-	22500 - 24500	7750 - 8500	-	-	55000 - 57500	32500 - 37500	14500 - 15500
Kegalle	37500 - 38500	12500 - 13500	-	23500 - 24000	7500 - 7600	-	16000 - 16250	66500 - 67500	35000 - 35500	15000 - 15100
Galle	36000 - 39000	12000 - 13000	-	24000 - 25000	7000 - 8500	-	-	62500 - 65000	37500 - 41000	14000 - 14750
Tissamaharama	40000 - 45000	12000 - 13500	-	22500 - 25000	8000 - 8750	-	14000 - 14250	55000 - 60000	32500 - 37500	14750 - 16000
Meegoda (DEC)	36000 - 37500	-	-	23000 - 23500	6500 - 7000	12000 - 12500	13000 - 14000	64000 - 66500	37500 - 42500	14200 - 14400
Jaffna	40000 - 40500	11500 - 12000	16000 - 16750	25000 - 26000	9000 - 9250	-	-	62500 - 63000	-	14750 - 15000
Vavuniya	45000 - 47500	-	-	25000 - 26500	7500 - 8500	-	-	65000 - 67500	-	15000 - 15400
Mannar	-	-	-	-	-	-	-	-	-	-
Killinochchi	40000 - 42000	12000 - 12500	-	26500 - 27500	8000 - 9000	-	-	65000 - 67500	-	15000 - 15250
Mullattivu	-	-	-	-	-	-	-	-	-	-
Batticaloa	40000 - 41000	11500 - 12250	17500 - 18500	25750 - 26500	8600 - 9000	-	17500 - 18500	65750 - 66250	40500 - 41000	15000 - 15350
Trincomalee	40000 - 44000	-	13000 - 14500	22250 - 23000	6500 - 7000	-	-	62500 - 63000	-	15500 - 15800
Galenbindunuwewa	40000 - 42500	12500 - 15000	-	25000 - 27500	8000 - 9750	-	-	66250 - 68250	38000 - 41000	14500 - 15500
Matale	35000 - 40000	12000 - 13000	-	23000 - 24500	7250 - 8000	-	-	60000 - 65000	32500 - 35000	14000 - 14500

Table 05: Selected Markets: Retail Price of Subsidiary Food Crops (Rs/kg)

Week 14: 29 March- 04 April 2024

LOCATIONS	Dried Chillies	Red Onion		Big Onion	Potato			Pulses		
	Imported	Imported	Local		Imported	Welimada	Nuwara Eliya	Green Gram	Cowpea	Red Dhal
Colombo	800.00 - 1200.00	300.00 - 360.00	360.00 - 400.00	480.00 - 600.00	180.00 - 240.00	-	380.00 - 440.00	1300.00 - 1400.00	1000.00 - 1200.00	320.00 - 360.00
Gampaha	-	-	-	-	-	-	-	-	-	-
Kurunegala	850.00 - 900.00	300.00 - 400.00	-	550.00 - 570.00	200.00 - 220.00	-	400.00 - 420.00	1200.00 - 1300.00	1000.00 - 1000.00	320.00 - 340.00
Nikaweratiya	790.00 - 925.00	290.00 - 380.00	-	520.00 - 560.00	170.00 - 190.00	-	-	1400.00 - 1450.00	750.00 - 1100.00	300.00 - 340.00
Dambulla	850.00 - 900.00	300.00 - 340.00	360.00 - 380.00	500.00 - 550.00	160.00 - 180.00	340.00 - 360.00	-	1350.00 - 1400.00	750.00 - 850.00	300.00 - 315.00
Anuradhapura	850.00 - 1000.00	300.00 - 360.00	-	530.00 - 560.00	180.00 - 220.00	-	-	1400.00 - 1450.00	800.00 - 950.00	300.00 - 340.00
Thambuththegama	780.00 - 900.00	300.00 - 380.00	320.00 - 350.00	450.00 - 550.00	170.00 - 200.00	340.00 - 360.00	-	1350.00 - 1500.00	750.00 - 850.00	290.00 - 340.00
Polonnaruwa	900.00 - 960.00	280.00 - 320.00	-	540.00 - 560.00	200.00 - 230.00	-	380.00 - 420.00	1350.00 - 1440.00	780.00 - 800.00	310.00 - 340.00
Kaluthara	920.00 - 960.00	300.00 - 320.00	-	520.00 - 540.00	200.00 - 220.00	380.00 - 400.00	400.00 - 420.00	1420.00 - 1480.00	900.00 - 940.00	310.00 - 320.00
Badulla	850.00 - 850.00	300.00 - 320.00	-	550.00 - 550.00	200.00 - 200.00	320.00 - 350.00	-	1400.00 - 1400.00	800.00 - 850.00	320.00 - 320.00
Keppetipola	860.00 - 950.00	280.00 - 320.00	-	520.00 - 540.00	160.00 - 180.00	300.00 - 320.00	-	1400.00 - 1450.00	860.00 - 880.00	320.00 - 330.00
Moneragala	800.00 - 1000.00	300.00 - 400.00	-	540.00 - 580.00	200.00 - 240.00	360.00 - 380.00	-	1300.00 - 1500.00	800.00 - 900.00	300.00 - 340.00
Kegalle	800.00 - 840.00	300.00 - 320.00	-	520.00 - 550.00	200.00 - 220.00	-	380.00 - 400.00	1400.00 - 1400.00	750.00 - 840.00	300.00 - 380.00
Ampara	800.00 - 850.00	300.00 - 380.00	-	520.00 - 560.00	175.00 - 180.00	360.00 - 360.00	390.00 - 390.00	1300.00 - 1400.00	775.00 - 1120.00	290.00 - 300.00
Dehiattakandiya	900.00 - 990.00	280.00 - 300.00	-	520.00 - 600.00	170.00 - 200.00	250.00 - 320.00	-	1300.00 - 1500.00	780.00 - 800.00	290.00 - 330.00
Nuwaraeliya	860.00 - 900.00	300.00 - 340.00	-	500.00 - 530.00	170.00 - 190.00	-	320.00 - 340.00	1400.00 - 1450.00	880.00 - 920.00	310.00 - 325.00
Kandy	850.00 - 940.00	340.00 - 360.00	400.00 - 440.00	540.00 - 560.00	200.00 - 240.00	360.00 - 380.00	400.00 - 420.00	1360.00 - 1420.00	950.00 - 1000.00	330.00 - 350.00
Puttalam	900.00 - 950.00	-	320.00 - 400.00	550.00 - 600.00	200.00 - 250.00	-	400.00 - 440.00	1350.00 - 1500.00	850.00 - 920.00	310.00 - 320.00
Rathnapura	950.00 - 1100.00	320.00 - 360.00	-	540.00 - 560.00	180.00 - 200.00	360.00 - 360.00	-	1400.00 - 1580.00	800.00 - 950.00	320.00 - 320.00
Hambantota	850.00 - 950.00	280.00 - 300.00	-	510.00 - 550.00	180.00 - 200.00	-	-	1300.00 - 1400.00	850.00 - 900.00	320.00 - 340.00
Matara	840.00 - 900.00	280.00 - 300.00	-	520.00 - 560.00	180.00 - 200.00	-	380.00 - 400.00	1300.00 - 1400.00	800.00 - 1000.00	310.00 - 330.00
Galle	800.00 - 900.00	300.00 - 360.00	-	520.00 - 590.00	170.00 - 200.00	-	-	1400.00 - 1400.00	900.00 - 900.00	310.00 - 320.00
Tissamaharama	850.00 - 1000.00	280.00 - 300.00	-	500.00 - 580.00	180.00 - 200.00	300.00 - 300.00	-	1200.00 - 1300.00	800.00 - 900.00	320.00 - 360.00
Meegoda (DEC)	780.00 - 800.00	-	-	500.00 - 530.00	160.00 - 200.00	360.00 - 400.00	400.00 - 400.00	1300.00 - 1360.00	780.00 - 900.00	300.00 - 330.00
Embilipitiya	900.00 - 1000.00	-	300.00 - 400.00	520.00 - 550.00	180.00 - 210.00	300.00 - 320.00	-	1370.00 - 1420.00	780.00 - 880.00	300.00 - 390.00
Jaffna	820.00 - 880.00	-	290.00 - 330.00	540.00 - 590.00	200.00 - 220.00	-	-	1320.00 - 1380.00	-	315.00 - 320.00
Vavuniya	1000.00 - 1050.00	280.00 - 300.00	-	600.00 - 640.00	200.00 - 210.00	-	-	1400.00 - 1450.00	-	318.00 - 320.00
Mannar	-	-	-	-	-	-	-	-	-	-
Killinochchi	850.00 - 880.00	280.00 - 290.00	-	580.00 - 600.00	190.00 - 210.00	-	-	1360.00 - 1390.00	-	310.00 - 320.00
Mullaittivu	-	-	-	-	-	-	-	-	-	-
Batticaloa	850.00 - 880.00	280.00 - 300.00	400.00 - 440.00	560.00 - 600.00	200.00 - 220.00	-	400.00 - 440.00	1350.00 - 1380.00	850.00 - 860.00	320.00 - 325.00
Trincomalee	900.00 - 1000.00	280.00 - 300.00	350.00 - 380.00	560.00 - 600.00	200.00 - 220.00	-	-	1360.00 - 1380.00	-	320.00 - 330.00
Hanguranketha	850.00 - 900.00	280.00 - 320.00	-	540.00 - 600.00	170.00 - 220.00	270.00 - 320.00	-	1400.00 - 1450.00	750.00 - 800.00	293.00 - 305.00
Veyangoda	800.00 - 900.00	300.00 - 320.00	-	540.00 - 560.00	220.00 - 240.00	-	400.00 - 480.00	1300.00 - 1400.00	950.00 - 1000.00	300.00 - 320.00
Galenbindunuwewa	825.00 - 900.00	280.00 - 350.00	-	520.00 - 560.00	170.00 - 210.00	-	-	1350.00 - 1400.00	800.00 - 850.00	300.00 - 320.00
Bandarawela	-	-	-	-	-	-	-	-	-	-
Matale	800.00 - 900.00	280.00 - 300.00	-	640.00 - 660.00	220.00 - 230.00	-	-	1200.00 - 1200.00	1000.00 - 1100.00	310.00 - 320.00

Table 06: Selected Markets: Wholesale Price of Vegetables(Rs/kg)

Week 14: 29 March- 04 April 2024

Locations	Butter Beans	Green Beans	Carrot	Leeks	Beetroot	Knolkhol
Colombo	-	80.00 - 120.00	200.00 - 300.00	130.00 - 160.00	150.00 - 200.00	50.00 - 60.00
Meegoda (DEC)	-	100.00 - 150.00	200.00 - 260.00	150.00 - 180.00	150.00 - 170.00	80.00 - 100.00
Dambulla (DEC)	-	80.00 - 100.00	230.00 - 280.00	140.00 - 170.00	150.00 - 200.00	50.00 - 60.00
Keppetipola (DEC)	-	70.00 - 100.00	200.00 - 220.00	140.00 - 150.00	100.00 - 120.00	40.00 - 50.00
Norochchole (DEC)	-	-	-	-	80.00 - 120.00	-
Nuwara Eliya	-	80.00 - 100.00	250.00 - 270.00	160.00 - 170.00	120.00 - 130.00	50.00 - 60.00
Kandy	-	100.00 - 120.00	240.00 - 260.00	130.00 - 150.00	130.00 - 150.00	60.00 - 70.00
Hambantota	-	120.00 - 150.00	250.00 - 300.00	150.00 - 200.00	200.00 - 250.00	-
Thambuththegama (DEC)	-	100.00 - 130.00	210.00 - 230.00	160.00 - 180.00	150.00 - 170.00	40.00 - 70.00
Jaffna	-	160.00 - 170.00	250.00 - 270.00	200.00 - 220.00	155.00 - 165.00	-
Bandarawela	-	-	-	-	-	-
Veyangoda	-	100.00 - 130.00	250.00 - 290.00	150.00 - 180.00	180.00 - 210.00	90.00 - 100.00

Locations	Raddish	Cabbage	Tomato	Ladies Fingers	Brinjal	Capsicum
Colombo	40.00 - 50.00	100.00 - 150.00	80.00 - 120.00	40.00 - 60.00	130.00 - 200.00	200.00 - 400.00
Meegoda (DEC)	50.00 - 70.00	130.00 - 150.00	100.00 - 120.00	70.00 - 110.00	130.00 - 170.00	350.00 - 430.00
Moneragala	90.00 - 100.00	200.00 - 300.00	100.00 - 150.00	80.00 - 100.00	180.00 - 200.00	400.00 - 450.00
Dambulla (DEC)	25.00 - 35.00	110.00 - 120.00	60.00 - 70.00	50.00 - 70.00	120.00 - 150.00	250.00 - 350.00
Keppetipola (DEC)	20.00 - 25.00	100.00 - 120.00	50.00 - 70.00	50.00 - 60.00	120.00 - 150.00	340.00 - 360.00
Norochchole (DEC)	15.00 - 30.00	120.00 - 200.00	70.00 - 100.00	30.00 - 60.00	80.00 - 120.00	220.00 - 350.00
Nuwara Eliya	30.00 - 40.00	140.00 - 150.00	50.00 - 60.00	60.00 - 70.00	140.00 - 160.00	340.00 - 360.00
Kandy	30.00 - 40.00	150.00 - 200.00	90.00 - 100.00	65.00 - 80.00	120.00 - 150.00	320.00 - 380.00
Hambantota	70.00 - 80.00	250.00 - 260.00	80.00 - 100.00	50.00 - 100.00	150.00 - 200.00	320.00 - 380.00
Thambuththegama (DEC)	30.00 - 50.00	150.00 - 180.00	50.00 - 70.00	40.00 - 60.00	80.00 - 130.00	300.00 - 370.00
Tissamaharama	80.00 - 100.00	200.00 - 240.00	80.00 - 100.00	50.00 - 60.00	120.00 - 130.00	350.00 - 400.00
Jaffna	80.00 - 90.00	155.00 - 170.00	40.00 - 50.00	120.00 - 130.00	60.00 - 70.00	310.00 - 320.00
Bandarawela	-	-	-	-	-	-
Veyangoda	30.00 - 70.00	140.00 - 180.00	80.00 - 100.00	70.00 - 90.00	140.00 - 170.00	300.00 - 350.00

Locations	Pumpkin	Cucumber	Bitter Gourd	Snake Gourd	Drumstick	Luffa
Colombo	130.00 - 150.00	40.00 - 60.00	120.00 - 150.00	100.00 - 120.00	200.00 - 300.00	80.00 - 120.00
Meegoda (DEC)	160.00 - 180.00	40.00 - 60.00	140.00 - 170.00	130.00 - 150.00	-	100.00 - 140.00
Moneragala	160.00 - 180.00	80.00 - 100.00	200.00 - 220.00	200.00 - 220.00	-	130.00 - 180.00
Dambulla (DEC)	100.00 - 130.00	20.00 - 40.00	90.00 - 110.00	60.00 - 80.00	-	90.00 - 130.00
Keppetipola (DEC)	150.00 - 170.00	50.00 - 60.00	100.00 - 110.00	70.00 - 90.00	-	100.00 - 110.00
Norochchole (DEC)	-	20.00 - 30.00	100.00 - 200.00	70.00 - 90.00	200.00 - 250.00	80.00 - 120.00
Nuwara Eliya	160.00 - 180.00	60.00 - 70.00	110.00 - 130.00	90.00 - 100.00	-	100.00 - 110.00
Kandy	140.00 - 160.00	40.00 - 50.00	120.00 - 140.00	90.00 - 100.00	-	120.00 - 130.00
Hambantota	140.00 - 190.00	30.00 - 50.00	200.00 - 250.00	150.00 - 200.00	150.00 - 200.00	150.00 - 180.00
Thambuththegama (DEC)	100.00 - 140.00	20.00 - 30.00	100.00 - 130.00	70.00 - 90.00	250.00 - 300.00	80.00 - 120.00
Tissamaharama	140.00 - 180.00	25.00 - 40.00	170.00 - 200.00	120.00 - 180.00	200.00 - 250.00	110.00 - 150.00
Jaffna	110.00 - 130.00	60.00 - 75.00	160.00 - 175.00	80.00 - 100.00	730.00 - 760.00	-
Bandarawela	-	-	-	-	-	-
Veyangoda	140.00 - 160.00	50.00 - 60.00	130.00 - 180.00	100.00 - 100.00	220.00 - 250.00	130.00 - 170.00

Table 06 (Contd.)

	Long Beans	Ash Plantain	Green Chillies	Lime	Sweet Potatoe	Manioc
Colombo	60.00 - 80.00	120.00 - 150.00	130.00 - 200.00	330.00 - 350.00	200.00 - 220.00	100.00 - 120.00
Meegoda (DEC)	80.00 - 100.00	150.00 - 200.00	190.00 - 230.00	340.00 - 430.00	190.00 - 230.00	100.00 - 130.00
Moneragala	130.00 - 140.00	120.00 - 160.00	350.00 - 400.00	350.00 - 380.00	200.00 - 220.00	80.00 - 100.00
Dambulla (DEC)	50.00 - 70.00	100.00 - 130.00	140.00 - 180.00	300.00 - 350.00	150.00 - 180.00	70.00 - 90.00
Keppetipola (DEC)	50.00 - 70.00	120.00 - 140.00	150.00 - 180.00	320.00 - 340.00	150.00 - 160.00	100.00 - 120.00
Norochchole (DEC)	50.00 - 70.00	-	120.00 - 140.00	-	-	110.00 - 140.00
Nuwara Eliya	60.00 - 80.00	140.00 - 150.00	180.00 - 200.00	350.00 - 380.00	180.00 - 200.00	120.00 - 130.00
Kandy	70.00 - 80.00	150.00 - 200.00	150.00 - 200.00	320.00 - 330.00	180.00 - 200.00	110.00 - 120.00
Hambantota	130.00 - 160.00	130.00 - 170.00	200.00 - 250.00	350.00 - 400.00	150.00 - 200.00	150.00 - 170.00
Thambuththegama (DEC)	60.00 - 80.00	80.00 - 110.00	150.00 - 200.00	250.00 - 320.00	170.00 - 200.00	80.00 - 100.00
Tissamaharama	130.00 - 160.00	180.00 - 200.00	200.00 - 230.00	330.00 - 350.00	150.00 - 180.00	100.00 - 120.00
Jaffna	200.00 - 220.00	100.00 - 125.00	210.00 - 230.00	200.00 - 220.00	160.00 - 170.00	80.00 - 90.00
Bandarawela	-	-	-	-	-	-
Veyangoda	80.00 - 100.00	130.00 - 150.00	160.00 - 200.00	400.00 - 450.00	180.00 - 200.00	120.00 - 130.00

Locations	Leafy Vegetables (Rs/bundle)			Coconut (Rs/nut)	
	Mukunuwenna	Kankun	Gotukola	Large	Small
Colombo	20.00 - 25.00	20.00 - 25.00	200.00 - 250.00	95.00 - 110.00	85.00 - 90.00
Meegoda (DEC)	50.00 - 60.00	50.00 - 60.00	240.00 - 240.00	105.00 - 110.00	85.00 - 95.00
Norochchole (DEC)	50.00 - 60.00	50.00 - 60.00	120.00 - 130.00	92.00 - 105.00	75.00 - 82.00
Nuwara Eliya	-	-	-	-	-
Dambulla (DEC)	25.00 - 30.00	25.00 - 30.00	110.00 - 120.00	80.00 - 85.00	65.00 - 68.00
Kandy	40.00 - 45.00	50.00 - 55.00	230.00 - 240.00	92.00 - 95.00	65.00 - 75.00
Hambantota	40.00 - 50.00	40.00 - 50.00	210.00 - 240.00	-	-
Thambuththegama (DEC)	30.00 - 40.00	30.00 - 40.00	-	80.00 - 90.00	-
Tissamaharama	30.00 - 35.00	30.00 - 35.00	150.00 - 180.00	90.00 - 110.00	60.00 - 80.00
Jaffna	55.00 - 65.00	40.00 - 45.00	140.00 - 150.00	80.00 - 88.00	50.00 - 55.00
Bandarawela	-	-	-	-	-
Veyangoda	40.00 - 40.00	40.00 - 40.00	-	95.00 - 95.00	-

Colombo, Meegoda, Norochchole, Jaffna, Dambulla and Kandy - Gotukola Price Rs/Kg

Table 07: Selected Markets: Retail Price of Vegetables (Rs/kg)

Week 14: 29 March- 04 April 2024

LOCATIONS	Up Country Varieties																
	Butter Beans		Green Beans		Carrot		Leeks		Beetroot		Knol Khol		Raddish		Cabbage		Tomato
Colombo	-	160.00 - 320.00	240.00 - 460.00	220.00 - 400.00	200.00 - 400.00	100.00 - 320.00	100.00 - 240.00	220.00 - 420.00	160.00 - 360.00								
Gampaha	-	-	-	-	-	-	-	-	-								
Kurunegala	-	240.00 - 320.00	320.00 - 380.00	280.00 - 320.00	300.00 - 380.00	240.00 - 280.00	200.00 - 240.00	380.00 - 440.00	260.00 - 320.00								
Nikaweratiya	-	240.00 - 300.00	400.00 - 480.00	320.00 - 320.00	280.00 - 300.00	160.00 - 200.00	120.00 - 120.00	320.00 - 320.00	240.00 - 320.00								
Dambulla	-	180.00 - 200.00	350.00 - 400.00	260.00 - 300.00	300.00 - 340.00	180.00 - 200.00	100.00 - 120.00	320.00 - 360.00	180.00 - 200.00								
Anuradhapura	-	240.00 - 260.00	320.00 - 400.00	240.00 - 320.00	240.00 - 320.00	200.00 - 240.00	120.00 - 140.00	240.00 - 400.00	180.00 - 280.00								
Thambuththegama	-	180.00 - 260.00	340.00 - 400.00	240.00 - 320.00	180.00 - 260.00	160.00 - 200.00	80.00 - 160.00	260.00 - 320.00	160.00 - 240.00								
Polonnaruwa	-	260.00 - 300.00	360.00 - 410.00	250.00 - 300.00	250.00 - 300.00	300.00 - 350.00	120.00 - 160.00	350.00 - 400.00	230.00 - 260.00								
Kaluthara	-	180.00 - 200.00	340.00 - 360.00	280.00 - 320.00	280.00 - 300.00	200.00 - 230.00	160.00 - 200.00	340.00 - 360.00	200.00 - 220.00								
Badulla	-	120.00 - 150.00	300.00 - 320.00	220.00 - 280.00	200.00 - 240.00	100.00 - 120.00	80.00 - 100.00	240.00 - 260.00	100.00 - 160.00								
Keppetipola	-	160.00 - 180.00	300.00 - 320.00	230.00 - 250.00	180.00 - 200.00	120.00 - 140.00	80.00 - 90.00	180.00 - 200.00	160.00 - 180.00								
Moneragala	-	200.00 - 220.00	300.00 - 360.00	260.00 - 320.00	240.00 - 320.00	-	140.00 - 150.00	240.00 - 400.00	160.00 - 280.00								
Kegalle	-	200.00 - 240.00	400.00 - 440.00	280.00 - 320.00	240.00 - 280.00	200.00 - 240.00	200.00 - 240.00	320.00 - 360.00	200.00 - 240.00								
Ampara	-	200.00 - 200.00	360.00 - 400.00	280.00 - 280.00	320.00 - 320.00	280.00 - 280.00	140.00 - 160.00	320.00 - 320.00	200.00 - 240.00								
Dehiattakandiya	-	160.00 - 200.00	400.00 - 480.00	280.00 - 320.00	240.00 - 320.00	160.00 - 200.00	120.00 - 160.00	280.00 - 320.00	150.00 - 160.00								
Nuwaraeliya	-	180.00 - 200.00	350.00 - 360.00	250.00 - 260.00	220.00 - 240.00	120.00 - 140.00	100.00 - 120.00	250.00 - 260.00	160.00 - 180.00								
Kandy	-	200.00 - 240.00	480.00 - 500.00	260.00 - 300.00	240.00 - 260.00	160.00 - 200.00	120.00 - 140.00	240.00 - 260.00	160.00 - 200.00								
Puttalam	-	280.00 - 320.00	400.00 - 440.00	280.00 - 320.00	280.00 - 360.00	-	150.00 - 200.00	400.00 - 440.00	240.00 - 350.00								
Hambantota	-	160.00 - 200.00	320.00 - 400.00	200.00 - 240.00	280.00 - 320.00	160.00 - 200.00	110.00 - 130.00	280.00 - 300.00	120.00 - 160.00								
Rathnapura	-	160.00 - 200.00	320.00 - 320.00	200.00 - 280.00	240.00 - 280.00	200.00 - 240.00	100.00 - 120.00	240.00 - 320.00	200.00 - 250.00								
Matara	-	160.00 - 200.00	320.00 - 400.00	200.00 - 240.00	220.00 - 280.00	160.00 - 220.00	100.00 - 140.00	280.00 - 320.00	120.00 - 140.00								
Galle	-	180.00 - 200.00	300.00 - 360.00	180.00 - 240.00	250.00 - 280.00	-	100.00 - 120.00	280.00 - 300.00	240.00 - 280.00								
Tissamaharama	-	180.00 - 200.00	260.00 - 270.00	200.00 - 260.00	240.00 - 280.00	180.00 - 200.00	100.00 - 120.00	240.00 - 300.00	100.00 - 180.00								
Meegoda (DEC)	-	160.00 - 200.00	400.00 - 440.00	280.00 - 320.00	240.00 - 320.00	140.00 - 200.00	140.00 - 200.00	320.00 - 400.00	160.00 - 240.00								
Embilipitiya	-	150.00 - 200.00	350.00 - 440.00	280.00 - 320.00	300.00 - 400.00	200.00 - 240.00	80.00 - 120.00	400.00 - 450.00	160.00 - 200.00								
Jaffna	-	200.00 - 240.00	300.00 - 340.00	250.00 - 280.00	200.00 - 250.00	-	120.00 - 140.00	200.00 - 250.00	80.00 - 110.00								
Vavuniya	-	150.00 - 200.00	400.00 - 450.00	300.00 - 350.00	200.00 - 240.00	-	100.00 - 140.00	300.00 - 320.00	120.00 - 150.00								
Mannar	-	-	-	-	-	-	-	-	-								
Killinochchi	-	300.00 - 320.00	480.00 - 500.00	340.00 - 360.00	240.00 - 260.00	-	180.00 - 200.00	240.00 - 260.00	200.00 - 230.00								
Mullaittivu	-	-	-	-	-	-	-	-	-								
Batticaloa	-	220.00 - 250.00	360.00 - 400.00	350.00 - 380.00	320.00 - 330.00	240.00 - 260.00	160.00 - 200.00	360.00 - 400.00	200.00 - 240.00								
Trincomalee	-	300.00 - 320.00	450.00 - 500.00	350.00 - 380.00	300.00 - 350.00	-	200.00 - 220.00	250.00 - 280.00	230.00 - 250.00								
Hanguranketha	-	140.00 - 160.00	250.00 - 300.00	180.00 - 210.00	200.00 - 250.00	100.00 - 120.00	60.00 - 100.00	200.00 - 240.00	140.00 - 180.00								
Veyangoda	-	160.00 - 220.00	400.00 - 440.00	280.00 - 320.00	320.00 - 360.00	240.00 - 260.00	140.00 - 160.00	360.00 - 440.00	240.00 - 260.00								
Galenbindunuwewa	-	200.00 - 240.00	400.00 - 480.00	280.00 - 320.00	200.00 - 320.00	160.00 - 240.00	120.00 - 160.00	280.00 - 320.00	200.00 - 240.00								
Bandarawela	-	-	-	-	-	-	-	-	-								
Matale	-	160.00 - 200.00	320.00 - 400.00	240.00 - 280.00	200.00 - 240.00	120.00 - 160.00	120.00 - 140.00	240.00 - 280.00	160.00 - 200.00								

Table 07 (Contd.)

LOCATIONS	Low Country Varieties											
	Ladies Fingers	Brinjal	Capsicum	Pumpkin	Cucumber	Bitter Gourd	Snake Gourd	Drumstick	Luffa	Long Beans		
Colombo	100.00 - 320.00	200.00 - 400.00	350.00 - 760.00	180.00 - 320.00	80.00 - 240.00	160.00 - 400.00	200.00 - 400.00	340.00 - 800.00	160.00 - 340.00	140.00 - 320.00		
Gampaha	-	-	-	-	-	-	-	-	-	-		
Kurunegala	120.00 - 140.00	260.00 - 320.00	550.00 - 600.00	200.00 - 240.00	100.00 - 140.00	280.00 - 340.00	280.00 - 320.00	300.00 - 400.00	220.00 - 280.00	240.00 - 280.00		
Nikaweratiya	160.00 - 240.00	200.00 - 320.00	480.00 - 600.00	200.00 - 300.00	100.00 - 120.00	280.00 - 400.00	160.00 - 240.00	300.00 - 320.00	200.00 - 240.00	200.00 - 200.00		
Dambulla	150.00 - 160.00	180.00 - 220.00	500.00 - 600.00	220.00 - 240.00	100.00 - 120.00	180.00 - 200.00	240.00 - 280.00	-	160.00 - 200.00	140.00 - 160.00		
Anuradhapura	160.00 - 200.00	200.00 - 280.00	480.00 - 600.00	240.00 - 280.00	100.00 - 160.00	240.00 - 320.00	200.00 - 240.00	-	240.00 - 320.00	200.00 - 240.00		
Thambuthhegama	120.00 - 180.00	180.00 - 300.00	440.00 - 560.00	180.00 - 260.00	80.00 - 160.00	220.00 - 300.00	140.00 - 200.00	-	200.00 - 260.00	120.00 - 180.00		
Polonnaruwa	150.00 - 200.00	230.00 - 280.00	500.00 - 580.00	280.00 - 320.00	160.00 - 220.00	250.00 - 300.00	240.00 - 280.00	-	200.00 - 280.00	150.00 - 200.00		
Kaluthara	300.00 - 340.00	200.00 - 220.00	640.00 - 680.00	200.00 - 220.00	200.00 - 220.00	200.00 - 220.00	200.00 - 220.00	-	200.00 - 220.00	200.00 - 220.00		
Badulla	160.00 - 200.00	200.00 - 240.00	420.00 - 460.00	200.00 - 260.00	120.00 - 200.00	300.00 - 320.00	240.00 - 260.00	320.00 - 350.00	240.00 - 300.00	180.00 - 220.00		
Keppetipola	140.00 - 160.00	220.00 - 240.00	420.00 - 440.00	220.00 - 240.00	130.00 - 140.00	180.00 - 200.00	150.00 - 160.00	-	150.00 - 160.00	120.00 - 140.00		
Moneragala	160.00 - 200.00	240.00 - 320.00	480.00 - 520.00	240.00 - 260.00	140.00 - 160.00	260.00 - 320.00	240.00 - 320.00	-	260.00 - 320.00	240.00 - 260.00		
Kegalle	200.00 - 240.00	240.00 - 280.00	440.00 - 480.00	240.00 - 280.00	120.00 - 160.00	200.00 - 240.00	200.00 - 240.00	440.00 - 480.00	200.00 - 240.00	200.00 - 240.00		
Ampara	160.00 - 200.00	240.00 - 320.00	600.00 - 600.00	240.00 - 280.00	160.00 - 160.00	320.00 - 360.00	320.00 - 360.00	400.00 - 400.00	240.00 - 280.00	160.00 - 200.00		
Dehiattakandiya	160.00 - 200.00	160.00 - 200.00	400.00 - 600.00	180.00 - 200.00	120.00 - 160.00	200.00 - 240.00	160.00 - 240.00	400.00 - 600.00	200.00 - 240.00	160.00 - 240.00		
Nuwaraeliya	140.00 - 160.00	240.00 - 260.00	450.00 - 460.00	260.00 - 280.00	140.00 - 150.00	220.00 - 240.00	180.00 - 200.00	350.00 - 360.00	180.00 - 220.00	160.00 - 180.00		
Kandy	120.00 - 140.00	240.00 - 260.00	500.00 - 550.00	240.00 - 260.00	100.00 - 120.00	240.00 - 300.00	160.00 - 180.00	-	160.00 - 180.00	160.00 - 200.00		
Puttalam	200.00 - 220.00	280.00 - 360.00	600.00 - 700.00	280.00 - 320.00	160.00 - 200.00	260.00 - 300.00	200.00 - 300.00	300.00 - 400.00	250.00 - 280.00	160.00 - 200.00		
Rathnapura	120.00 - 140.00	200.00 - 260.00	550.00 - 600.00	240.00 - 240.00	100.00 - 120.00	260.00 - 320.00	200.00 - 220.00	340.00 - 400.00	240.00 - 280.00	180.00 - 200.00		
Hambantota	80.00 - 120.00	200.00 - 240.00	400.00 - 450.00	200.00 - 240.00	60.00 - 80.00	280.00 - 300.00	200.00 - 240.00	240.00 - 320.00	190.00 - 240.00	170.00 - 200.00		
Matara	140.00 - 180.00	180.00 - 250.00	400.00 - 460.00	200.00 - 240.00	60.00 - 100.00	240.00 - 320.00	200.00 - 220.00	280.00 - 320.00	200.00 - 220.00	150.00 - 200.00		
Galle	100.00 - 180.00	200.00 - 280.00	600.00 - 600.00	180.00 - 200.00	60.00 - 80.00	240.00 - 300.00	160.00 - 200.00	400.00 - 400.00	180.00 - 200.00	180.00 - 200.00		
Tissamaharama	80.00 - 100.00	180.00 - 260.00	400.00 - 460.00	200.00 - 280.00	70.00 - 80.00	240.00 - 280.00	200.00 - 280.00	320.00 - 400.00	160.00 - 200.00	180.00 - 220.00		
Meegoda (DEC)	140.00 - 160.00	240.00 - 320.00	400.00 - 600.00	190.00 - 320.00	120.00 - 160.00	200.00 - 300.00	200.00 - 300.00	-	200.00 - 240.00	140.00 - 200.00		
Embilipitiya	80.00 - 120.00	180.00 - 280.00	480.00 - 600.00	160.00 - 250.00	80.00 - 100.00	280.00 - 320.00	160.00 - 240.00	320.00 - 400.00	150.00 - 200.00	150.00 - 200.00		
Jaffna	160.00 - 200.00	100.00 - 140.00	350.00 - 380.00	150.00 - 170.00	100.00 - 140.00	200.00 - 250.00	120.00 - 140.00	800.00 - 840.00	-	250.00 - 280.00		
Vavuniya	100.00 - 120.00	100.00 - 120.00	-	250.00 - 270.00	100.00 - 120.00	340.00 - 400.00	200.00 - 220.00	600.00 - 700.00	200.00 - 220.00	200.00 - 220.00		
Mannar	-	-	-	-	-	-	-	-	-	-		
Killinochchi	250.00 - 300.00	200.00 - 230.00	500.00 - 550.00	180.00 - 200.00	180.00 - 200.00	400.00 - 450.00	230.00 - 250.00	850.00 - 900.00	-	230.00 - 250.00		
Mullaittivu	-	-	-	-	-	-	-	-	-	-		
Batticaloa	300.00 - 320.00	350.00 - 360.00	600.00 - 650.00	280.00 - 300.00	160.00 - 200.00	360.00 - 400.00	240.00 - 280.00	600.00 - 640.00	240.00 - 250.00	160.00 - 200.00		
Trincomalee	280.00 - 320.00	230.00 - 260.00	520.00 - 550.00	220.00 - 250.00	200.00 - 240.00	400.00 - 430.00	250.00 - 280.00	700.00 - 750.00	200.00 - 240.00	250.00 - 280.00		
Hanguranketha	120.00 150.00	180.00 210.00	400.00 480.00	180.00 220.00	80.00 100.00	180.00 200.00	120.00 160.00	350.00 400.00	170.00 200.00	120.00 150.00		
Veyangoda	160.00 - 200.00	240.00 - 260.00	480.00 - 600.00	240.00 - 300.00	160.00 - 160.00	280.00 - 320.00	200.00 - 240.00	-	240.00 - 260.00	160.00 - 200.00		
Galenbindunuwewa	120.00 - 160.00	200.00 - 320.00	400.00 - 520.00	200.00 - 240.00	100.00 - 160.00	200.00 - 240.00	140.00 - 160.00	-	160.00 - 240.00	120.00 - 160.00		
Bandarawela	-	-	-	-	-	-	-	-	-	-		
Matale	140.00 - 160.00	200.00 - 240.00	480.00 - 540.00	200.00 - 240.00	100.00 - 120.00	200.00 - 240.00	160.00 - 200.00	400.00 - 480.00	180.00 - 200.00	160.00 - 180.00		

Table 07 (Contd.)

LOCATIONS	Low Country Varieties					Leafy Vegetable			Coconut (Rs/nut)	
	Ash Plantain	Green Chillies	Lime	Sweet Potato	Manioc	Mukunuwenna	Kankun	Gotukola	Large	Small
Colombo	220.00 - 360.00	200.00 - 420.00	440.00 - 600.00	200.00 - 360.00	150.00 - 260.00	40.00 - 80.00	40.00 - 80.00	80.00 - 100.00	100.00 - 130.00	90.00 - 100.00
Gampaha	-	-	-	-	-	-	-	-	-	-
Kurunegala	220.00 - 280.00	300.00 - 400.00	400.00 - 500.00	160.00 - 200.00	160.00 - 200.00	50.00 - 50.00	50.00 - 50.00	30.00 - 30.00	100.00 - 110.00	80.00 - 90.00
Nikaweratiya	240.00 - 240.00	400.00 - 400.00	400.00 - 600.00	200.00 - 240.00	150.00 - 160.00	50.00 - 50.00	50.00 - 50.00	60.00 - 60.00	90.00 - 90.00	70.00 - 85.00
Dambulla	280.00 - 320.00	350.00 - 400.00	450.00 - 500.00	260.00 - 280.00	180.00 - 200.00	50.00 - 60.00	50.00 - 60.00	50.00 - 60.00	110.00 - 120.00	80.00 - 85.00
Anuradhapura	240.00 - 340.00	400.00 - 500.00	400.00 - 500.00	240.00 - 320.00	200.00 - 240.00	50.00 - 60.00	50.00 - 60.00	50.00 - 60.00	100.00 - 120.00	70.00 - 90.00
Thambuththegama	180.00 - 240.00	250.00 - 400.00	380.00 - 500.00	260.00 - 300.00	150.00 - 180.00	40.00 - 50.00	40.00 - 50.00	-	90.00 - 110.00	-
Polonnaruwa	240.00 - 260.00	400.00 - 420.00	350.00 - 400.00	230.00 - 300.00	160.00 - 200.00	50.00 - 60.00	50.00 - 50.00	50.00 - 50.00	90.00 - 120.00	75.00 - 85.00
Kaluthara	280.00 - 320.00	280.00 - 320.00	420.00 - 460.00	240.00 - 280.00	180.00 - 200.00	60.00 - 70.00	60.00 - 70.00	90.00 - 100.00	110.00 - 120.00	95.00 - 100.00
Badulla	280.00 - 280.00	300.00 - 350.00	250.00 - 300.00	-	160.00 - 170.00	80.00 - 80.00	80.00 - 80.00	100.00 - 100.00	110.00 - 120.00	85.00 - 95.00
Keppetipola	200.00 - 220.00	250.00 - 300.00	420.00 - 450.00	240.00 - 250.00	180.00 - 200.00	35.00 - 45.00	35.00 - 45.00	30.00 - 35.00	114.00 - 116.00	90.00 - 100.00
Moneragala	200.00 - 240.00	400.00 - 450.00	400.00 - 460.00	280.00 - 300.00	100.00 - 120.00	50.00 - 60.00	50.00 - 60.00	60.00 - 70.00	100.00 - 110.00	80.00 - 90.00
Kegalle	320.00 - 360.00	400.00 - 450.00	550.00 - 600.00	280.00 - 320.00	200.00 - 220.00	70.00 - 80.00	70.00 - 80.00	40.00 - 50.00	110.00 - 120.00	90.00 - 100.00
Ampara	240.00 - 280.00	400.00 - 480.00	400.00 - 400.00	280.00 - 360.00	140.00 - 140.00	60.00 - 60.00	50.00 - 60.00	50.00 - 60.00	110.00 - 110.00	100.00 - 100.00
Dehiattakandiya	200.00 - 320.00	300.00 - 400.00	300.00 - 400.00	200.00 - 280.00	160.00 - 180.00	50.00 - 70.00	50.00 - 70.00	50.00 - 70.00	100.00 - 120.00	80.00 - 90.00
Nuwaraeliya	240.00 - 260.00	300.00 - 350.00	460.00 - 500.00	250.00 - 280.00	200.00 - 220.00	40.00 - 45.00	40.00 - 45.00	35.00 - 40.00	115.00 - 118.00	100.00 - 106.00
Kandy	280.00 - 300.00	360.00 - 400.00	480.00 - 500.00	280.00 - 300.00	200.00 - 240.00	50.00 - 60.00	60.00 - 70.00	40.00 - 50.00	100.00 - 120.00	75.00 - 85.00
Puttalam	280.00 - 320.00	400.00 - 440.00	400.00 - 600.00	280.00 - 320.00	150.00 - 200.00	70.00 - 70.00	70.00 - 70.00	40.00 - 40.00	95.00 - 112.00	80.00 - 90.00
Rathnapura	180.00 - 200.00	400.00 - 400.00	400.00 - 500.00	280.00 - 320.00	140.00 - 160.00	80.00 - 80.00	80.00 - 80.00	100.00 - 100.00	110.00 - 130.00	80.00 - 90.00
Hambanthota	180.00 - 220.00	280.00 - 300.00	480.00 - 520.00	200.00 - 240.00	150.00 - 200.00	50.00 - 60.00	50.00 - 60.00	80.00 - 90.00	110.00 - 130.00	70.00 - 90.00
Matara	200.00 - 240.00	280.00 - 400.00	480.00 - 600.00	200.00 - 240.00	160.00 - 220.00	50.00 - 55.00	50.00 - 55.00	90.00 - 100.00	115.00 - 125.00	80.00 - 90.00
Galle	180.00 - 200.00	320.00 - 400.00	500.00 - 600.00	200.00 - 220.00	150.00 - 180.00	60.00 - 70.00	60.00 - 60.00	80.00 - 100.00	100.00 - 130.00	90.00 - 100.00
Tissamaharama	200.00 - 260.00	250.00 - 300.00	400.00 - 500.00	240.00 - 280.00	160.00 - 200.00	40.00 - 50.00	40.00 - 50.00	60.00 - 80.00	100.00 - 120.00	70.00 - 90.00
Meegoda (DEC)	220.00 - 320.00	280.00 - 360.00	420.00 - 520.00	280.00 - 320.00	120.00 - 160.00	80.00 - 80.00	80.00 - 80.00	100.00 - 120.00	110.00 - 130.00	95.00 - 100.00
Embilipitiya	200.00 - 240.00	380.00 - 420.00	450.00 - 500.00	280.00 - 350.00	150.00 - 170.00	50.00 - 70.00	30.00 - 50.00	60.00 - 100.00	120.00 - 130.00	80.00 - 110.00
Jaffna	150.00 - 180.00	250.00 - 280.00	250.00 - 280.00	200.00 - 240.00	120.00 - 140.00	80.00 - 100.00	50.00 - 60.00	60.00 - 75.00	100.00 - 125.00	60.00 - 70.00
Vavuniya	300.00 - 320.00	200.00 - 220.00	320.00 - 400.00	250.00 - 300.00	200.00 - 240.00	60.00 - 70.00	50.00 - 60.00	80.00 - 100.00	100.00 - 120.00	80.00 - 90.00
Mannar	-	-	-	-	-	-	-	-	-	-
Killinochchi	200.00 - 220.00	200.00 - 240.00	380.00 - 420.00	280.00 - 300.00	200.00 - 220.00	50.00 - 60.00	45.00 - 50.00	50.00 - 60.00	90.00 - 100.00	50.00 - 60.00
Mullaittivu	-	-	-	-	-	-	-	-	-	-
Batticaloa	350.00 - 380.00	300.00 - 330.00	560.00 - 600.00	270.00 - 300.00	180.00 - 200.00	60.00 - 70.00	60.00 - 70.00	50.00 - 60.00	95.00 - 100.00	60.00 - 65.00
Trincomalee	230.00 250.00	240.00 280.00	440.00 460.00	260.00 300.00	180.00 200.00	65.00 70.00	70.00 75.00	60.00 65.00	120.00 130.00	70.00 75.00
Hanguranketha	220.00 - 250.00	250.00 - 400.00	400.00 - 500.00	240.00 - 280.00	150.00 - 180.00	45.00 - 60.00	45.00 - 60.00	45.00 - 60.00	100.00 - 115.00	75.00 - 90.00
Veyangoda	320.00 - 400.00	400.00 - 400.00	500.00 - 600.00	240.00 - 280.00	180.00 - 180.00	60.00 - 70.00	60.00 - 70.00	30.00 - 30.00	120.00 - 120.00	80.00 - 90.00
Galenbindunuwewa	-	300.00 - 400.00	300.00 - 400.00	160.00 - 240.00	140.00 - 200.00	50.00 - 60.00	50.00 - 60.00	50.00 - 60.00	100.00 - 120.00	70.00 - 80.00
Bandarawela	-	-	-	-	-	-	-	-	-	-
Matale	200.00 - 240.00	300.00 - 320.00	500.00 - 600.00	200.00 - 260.00	160.00 - 200.00	50.00 - 60.00	60.00 - 70.00	60.00 - 70.00	100.00 - 110.00	75.00 - 85.00

Table 08: Selected Markets: Retail Price of Fruits (Rs/each & Rs/kg)

Week 14: 29 March- 04 April 2024

19

LOCATIONS	Banana					Pineapple			Mango	
	Ambul (Rs/kg)	Kolikuttu (Rs/kg)	Seeni (Rs/kg)	Anamalu	Ambun	Large	Medium	Small	Betti	Karthakolomban
Colombo	180.00 - 280.00	400.00 - 530.00	180.00 - 280.00	28.00 - 40.00	38.00 - 54.00	700.00 - 780.00	560.00 - 680.00	460.00 - 600.00	-	240.00 - 450.00
Gampaha	-	-	-	-	-	-	-	-	-	-
Kurunegala	200.00 - 250.00	400.00 - 500.00	160.00 - 200.00	25.00 - 26.00	40.00 - 45.00	700.00 - 800.00	480.00 - 600.00	200.00 - 300.00	-	-
Nikaweratiya	200.00 - 230.00	450.00 - 480.00	200.00 - 220.00	-	47.00 - 50.00	800.00 - 950.00	650.00 - 750.00	550.00 - 600.00	-	-
Dambulla	180.00 - 200.00	460.00 - 500.00	180.00 - 200.00	-	54.00 - 56.00	800.00 - 850.00	650.00 - 700.00	380.00 - 400.00	-	300.00 - 350.00
Anuradhapura	200.00 - 240.00	480.00 - 500.00	180.00 - 220.00	26.00 - 32.00	32.00 - 45.00	900.00 - 950.00	700.00 - 850.00	550.00 - 630.00	-	-
Thambuththegama	180.00 - 200.00	400.00 - 500.00	160.00 - 200.00	35.00 - 40.00	48.00 - 50.00	900.00 - 975.00	745.00 - 780.00	600.00 - 600.00	-	-
Polonnaruwa	240.00 - 260.00	400.00 - 480.00	140.00 - 160.00	30.00 - 35.00	-	900.00 - 980.00	700.00 - 750.00	600.00 - 650.00	-	-
Kaluthara	200.00 - 220.00	380.00 - 400.00	180.00 - 200.00	34.00 - 36.00	42.00 - 44.00	700.00 - 720.00	580.00 - 600.00	-	-	-
Badulla	160.00 - 240.00	380.00 - 450.00	160.00 - 240.00	20.00 - 22.00	28.00 - 30.00	-	500.00 - 600.00	-	-	-
Keppetipola	220.00 - 240.00	340.00 - 360.00	180.00 - 200.00	25.00 - 28.00	44.00 - 47.00	-	680.00 - 700.00	500.00 - 520.00	-	-
Moneragala	130.00 - 140.00	280.00 - 340.00	100.00 - 120.00	18.00 - 25.00	25.00 - 30.00	900.00 - 990.00	750.00 - 820.00	-	-	-
Kegalle	180.00 - 200.00	420.00 - 450.00	180.00 - 220.00	20.00 - 25.00	25.00 - 30.00	700.00 - 720.00	600.00 - 650.00	400.00 - 500.00	-	-
Ampara	160.00 - 200.00	350.00 - 400.00	100.00 - 140.00	28.00 - 30.00	35.00 - 38.00	-	600.00 - 700.00	-	-	-
Dehiattakandiya	180.00 - 230.00	350.00 - 500.00	160.00 - 180.00	-	42.00 - 56.00	850.00 - 900.00	650.00 - 740.00	390.00 - 480.00	-	-
Nuwaraeliya	250.00 - 260.00	380.00 - 420.00	220.00 - 230.00	27.00 - 30.00	47.00 - 50.00	700.00 - 720.00	540.00 - 550.00	-	-	-
Kandy	200.00 - 220.00	450.00 - 480.00	170.00 - 200.00	23.00 - 25.00	40.00 - 43.00	850.00 - 900.00	600.00 - 650.00	350.00 - 400.00	-	-
Puttalam	150.00 - 220.00	400.00 - 550.00	150.00 - 200.00	22.00 - 25.00	-	850.00 - 950.00	-	300.00 - 350.00	-	-
Rathnapura	180.00 - 200.00	360.00 - 400.00	180.00 - 200.00	30.00 - 37.00	41.00 - 50.00	700.00 - 700.00	600.00 - 650.00	400.00 - 500.00	-	200.00 - 300.00
Hambantota	150.00 - 170.00	350.00 - 360.00	150.00 - 170.00	20.00 - 23.00	30.00 - 32.00	950.00 - 980.00	750.00 - 800.00	450.00 - 520.00	-	-
Matara	180.00 - 200.00	360.00 - 380.00	180.00 - 200.00	23.00 - 24.00	32.00 - 37.00	940.00 - 960.00	700.00 - 800.00	400.00 - 480.00	80.00 - 90.00	-
Galle	180.00 - 200.00	380.00 - 480.00	200.00 - 240.00	36.00 - 38.00	38.00 - 40.00	700.00 - 750.00	600.00 - 650.00	-	100.00 - 120.00	-
Tissamaharama	150.00 - 160.00	350.00 - 380.00	150.00 - 160.00	27.00 - 33.00	30.00 - 37.00	700.00 - 750.00	600.00 - 680.00	400.00 - 500.00	-	-
Meegoda (DEC)	180.00 - 200.00	350.00 - 420.00	180.00 - 200.00	43.00 - 50.00	47.00 - 56.00	935.00 - 986.00	715.00 - 754.00	550.00 - 580.00	-	-
Embilipitiya	130.00 - 150.00	350.00 - 420.00	130.00 - 150.00	25.00 - 30.00	30.00 - 40.00	-	500.00 - 600.00	400.00 - 450.00	100.00 - 120.00	-
Jaffna	150.00 - 180.00	300.00 - 350.00	180.00 - 200.00	-	-	800.00 - 900.00	600.00 - 700.00	450.00 - 550.00	-	300.00 - 350.00
Vavuniya	140.00 - 150.00	400.00 - 440.00	120.00 - 140.00	35.00 - 38.00	36.00 - 40.00	700.00 - 750.00	550.00 - 650.00	440.00 - 500.00	-	-
Mannar	-	-	-	-	-	-	-	-	-	-
Killinochchi	100.00 - 130.00	340.00 - 360.00	100.00 - 120.00	30.00 - 33.00	-	720.00 - 750.00	580.00 - 620.00	480.00 - 520.00	-	250.00 - 300.00
Mullaittivu	-	-	-	-	-	-	-	-	-	-
Batticaloa	180.00 - 200.00	440.00 - 450.00	150.00 - 160.00	25.00 - 28.00	-	700.00 - 720.00	600.00 - 640.00	480.00 - 500.00	-	180.00 - 200.00
Trincomalee	180.00 - 210.00	420.00 - 440.00	170.00 - 180.00	-	-	740.00 - 760.00	550.00 - 580.00	460.00 - 465.00	-	-
Veyangoda	250.00 - 280.00	450.00 - 500.00	200.00 - 230.00	23.00 - 25.00	31.00 - 44.00	950.00 - 980.00	700.00 - 800.00	600.00 - 600.00	-	200.00 - 250.00
Galenbindunuwewa	150.00 - 180.00	350.00 - 400.00	150.00 - 180.00	30.00 - 35.00	40.00 - 50.00	850.00 - 900.00	750.00 - 800.00	650.00 - 700.00	-	-
Bandarawela	-	-	-	-	-	-	-	-	-	-
Matale	200.00 - 220.00	450.00 - 500.00	180.00 - 200.00	35.00 - 38.00	45.00 - 50.00	800.00 - 850.00	650.00 - 700.00	450.00 - 550.00	-	-

Table 08 (Contd.)

LOCATIONS	Mango		Other Fruits							
	Vilad	Kohu	Papaw (Rs/kg)	Passion	Wood Apple	Orange	Avocado	Slime Apple	Grapes (Rs/kg)	King Coconut
Colombo	80.00 - 160.00	-	200.00 - 350.00	100.00 - 200.00	140.00 - 200.00	50.00 - 140.00	150.00 - 180.00	30.00 - 100.00	1800.00 - 2800.00	200.00 - 270.00
Gampaha	-	-	-	-	-	-	-	-	-	-
Kurunegala	-	-	200.00 - 250.00	-	80.00 - 150.00	50.00 - 60.00	100.00 - 150.00	80.00 - 120.00	2500.00 - 2500.00	150.00 - 150.00
Nikaweratiya	-	-	200.00 - 230.00	-	-	50.00 - 70.00	120.00 - 150.00	60.00 - 80.00	2300.00 - 2500.00	100.00 - 120.00
Dambulla	-	50.00 - 60.00	260.00 - 280.00	-	80.00 - 100.00	80.00 - 100.00	240.00 - 260.00	60.00 - 80.00	2500.00 - 2600.00	150.00 - 160.00
Anuradhapura	-	-	200.00 - 280.00	-	80.00 - 100.00	70.00 - 100.00	100.00 - 130.00	60.00 - 80.00	2500.00 - 3000.00	150.00 - 200.00
Thambuththegama	-	-	200.00 - 250.00	-	-	-	80.00 - 100.00	70.00 - 90.00	2000.00 - 2200.00	130.00 - 150.00
Polonnaruwa	-	-	220.00 - 280.00	-	-	-	100.00 - 160.00	50.00 - 60.00	2500.00 - 3000.00	140.00 - 160.00
Kaluthara	-	-	260.00 - 290.00	-	120.00 - 130.00	55.00 - 100.00	-	60.00 - 80.00	2200.00 - 2400.00	120.00 - 140.00
Badulla	100.00 - 110.00	-	250.00 - 280.00	-	75.00 - 80.00	50.00 - 60.00	-	50.00 - 60.00	2500.00 - 2500.00	160.00 - 200.00
Keppetipola	-	-	220.00 - 230.00	-	100.00 - 120.00	90.00 - 100.00	70.00 - 80.00	-	2580.00 - 2650.00	130.00 - 150.00
Moneragala	-	-	160.00 - 200.00	-	70.00 - 80.00	60.00 - 80.00	90.00 - 120.00	50.00 - 70.00	2200.00 - 2700.00	100.00 - 120.00
Kegalle	-	-	280.00 - 340.00	-	80.00 - 100.00	80.00 - 100.00	100.00 - 130.00	40.00 - 50.00	2500.00 - 2600.00	130.00 - 150.00
Ampara	-	-	190.00 - 250.00	-	-	50.00 - 60.00	83.00 - 83.00	50.00 - 80.00	2000.00 - 2000.00	150.00 - 150.00
Dehiattakandiya	-	-	180.00 - 250.00	-	-	70.00 - 80.00	80.00 - 80.00	70.00 - 80.00	2200.00 - 2800.00	120.00 - 150.00
Nuwaraeliya	-	-	230.00 - 250.00	-	130.00 - 140.00	90.00 - 100.00	90.00 - 100.00	-	2600.00 - 2650.00	150.00 - 160.00
Kandy	-	-	250.00 - 260.00	90.00 - 110.00	90.00 - 100.00	50.00 - 60.00	100.00 - 130.00	50.00 - 70.00	2000.00 - 2500.00	150.00 - 160.00
Puttalam	-	-	200.00 - 250.00	-	-	50.00 - 60.00	-	-	-	120.00 - 140.00
Hambantota	-	-	230.00 - 250.00	-	-	60.00 - 100.00	-	50.00 - 70.00	2200.00 - 2500.00	130.00 - 140.00
Rathnapura	-	-	200.00 - 220.00	-	80.00 - 100.00	60.00 - 80.00	-	70.00 - 100.00	2000.00 - 2500.00	100.00 - 150.00
Matara	80.00 - 100.00	-	240.00 - 250.00	85.00 - 100.00	95.00 - 100.00	70.00 - 100.00	140.00 - 150.00	50.00 - 60.00	2200.00 - 2300.00	130.00 - 150.00
Galle	-	-	220.00 - 320.00	80.00 - 100.00	80.00 - 100.00	100.00 - 120.00	150.00 - 160.00	70.00 - 85.00	2000.00 - 2500.00	120.00 - 150.00
Tissamaharama	-	-	200.00 - 250.00	-	-	50.00 - 100.00	-	30.00 - 34.00	2200.00 - 2500.00	140.00 - 150.00
Meegoda (DEC)	-	-	250.00 - 280.00	-	-	-	-	50.00 - 60.00	1900.00 - 2500.00	130.00 - 150.00
Embilipitiya	-	-	200.00 - 240.00	-	100.00 - 130.00	50.00 - 60.00	140.00 - 160.00	20.00 - 30.00	1800.00 - 2500.00	140.00 - 150.00
Jaffna	80.00 - 100.00	-	150.00 - 200.00	140.00 - 160.00	100.00 - 120.00	50.00 - 60.00	90.00 - 120.00	-	2800.00 - 3000.00	160.00 - 180.00
Vavuniya	-	-	200.00 - 220.00	75.00 - 85.00	-	-	-	-	2300.00 - 2400.00	200.00 - 250.00
Mannar	-	-	-	-	-	-	-	-	-	-
Killinochchi	-	-	240.00 - 260.00	-	100.00 - 130.00	-	-	-	2400.00 - 2500.00	180.00 - 200.00
Mullaittivu	-	-	-	-	-	-	-	-	-	-
Batticaloa	130.00 - 140.00	-	240.00 - 260.00	80.00 - 90.00	140.00 - 145.00	-	120.00 - 140.00	-	2000.00 - 2100.00	150.00 - 150.00
Trincomalee	-	46.00 - 48.00	240.00 - 250.00	95.00 - 105.00	70.00 - 74.00	88.00 - 92.00	98.00 - 100.00	-	2420.00 - 2450.00	175.00 - 185.00
Veyangoda	-	-	280.00 - 350.00	120.00 - 120.00	100.00 - 150.00	70.00 - 80.00	160.00 - 160.00	60.00 - 70.00	2500.00 - 3000.00	160.00 - 160.00
Galenbindunuwewa	-	-	150.00 - 200.00	-	-	-	120.00 - 140.00	-	2500.00 - 2800.00	130.00 - 150.00
Bandarawela	-	-	-	-	-	-	-	-	-	-
Matale	-	-	240.00 - 260.00	-	120.00 - 140.00	50.00 - 60.00	150.00 - 170.00	50.00 - 70.00	2200.00 - 2400.00	120.00 - 150.00

Table 09: Selected Markets: Wholesale Price of Fresh Fish & Eggs (Rs/kg & Rs/egg)

Week 14: 29 March- 04 April 2024

Locations	Sea Fish					
	Salaya	Hurulla	Balaya	Kelawalla	Thora	Paraw
Colombo	200.00 – 350.00	550.00 – 700.00	450.00 – 750.00	900.00 – 1250.00	1600.00 – 2100.00	1150.00 – 1450.00
Kandy	350.00 – 380.00	650.00 – 700.00	700.00 – 800.00	1100.00 – 1200.00	1900.00 – 2100.00	1000.00 – 1200.00
Kaluthara	460.00 – 500.00	580.00 – 620.00	700.00 – 780.00	1100.00 – 1180.00	-	1100.00 – 1200.00
Puttalam	280.00 – 400.00	550.00 – 680.00	550.00 – 720.00	750.00 – 1100.00	2250.00 – 2400.00	800.00 – 1200.00
Matara	300.00 – 320.00	450.00 – 500.00	700.00 – 750.00	1100.00 – 1200.00	-	-
Hambantota	400.00 – 450.00	600.00 – 650.00	600.00 – 650.00	1000.00 – 1100.00	-	-
Galle	-	-	600.00 – 600.00	800.00 – 1100.00	1600.00 – 1800.00	850.00 – 900.00
Batticaloa	200.00 – 280.00	700.00 – 750.00	700.00 – 800.00	1100.00 – 1200.00	1250.00 – 1400.00	1100.00 – 1200.00
Trincomalee	350.00 – 380.00	850.00 – 900.00	850.00 – 900.00	1820.00 – 1860.00	1950.00 – 2100.00	1650.00 – 1690.00
Mannar	-	-	-	-	-	-

Locations	Sea Fish				Eggs	
	Mora	Shrimps	Thalapath	Teppeli	Brown	White
Colombo	1250.00 – 1450.00	1600.00 – 2100.00	1500.00 – 2000.00	-	44.00 – 46.00	41.00 – 43.00
Kandy	1150.00 – 1200.00	1700.00 – 1900.00	1700.00 – 1750.00	-	44.00 – 45.00	42.00 – 44.00
Kaluthara	-	-	1700.00 – 1780.00	-	-	-
Puttalam	1350.00 – 1650.00	1200.00 – 1400.00	2200.00 – 2350.00	-	44.00 – 45.00	42.00 – 43.00
Matara	900.00 – 1000.00	2100.00 – 2200.00	1750.00 – 1800.00	-	45.00 – 46.00	44.00 – 45.00
Hambantota	-	1600.00 – 1700.00	-	-	-	44.00 – 45.00
Galle	-	-	-	-	46.00 – 47.00	45.00 – 47.00
Batticaloa	1200.00 – 1300.00	1000.00 – 1100.00	1600.00 – 1700.00	-	46.00 – 47.00	46.00 – 46.00
Trincomalee	1740.00 – 1760.00	1040.00 – 1080.00	-	-	50.00 – 52.00	50.00 – 52.00
Mannar	-	-	-	-	-	-

Table 10: Selected Markets: Wholesale Price of Dried Fish (Rs/50kg)

Week 14: 29 March- 04 April 2024

Locations	Local Dried Fish					
	Sprats	Kattawa	Thora	Mora	Balaya	Anguluwa
Colombo	55000 – 62500	-	-	87500 – 92500	35000 – 45000	-
Kandy	65000 – 68000	-	-	87500 – 90000	42500 – 47500	-
Batticaloa	45000 – 50000	90000 – 95000	90000 – 97500	100000 – 105000	40000 – 42500	40000 – 45000
Trincomalee	53500 – 54500	-	-	-	39500 – 41000	44500 – 45500
Mannar	-	-	-	-	-	-

Locations	Local Dried Fish			Imported Dried Fish		
	Maduwa	Koduwa	Salaya	Sprats	Kattawa	Thora
Colombo	60000 – 67500	-	18000 – 20000	38000 – 45000	62500 – 69000	-
Kandy	65000 – 67500	-	25000 – 28000	42500 – 47500	67500 – 70000	-
Batticaloa	50000 – 55000	-	40000 – 45000	52500 – 56500	-	-
Trincomalee	53000 – 55000	-	41000 – 42500	46500 – 47000	97500 – 98000	-
Mannar	-	-	-	-	-	-

Locations	Imported Dried Fish					
	Mora	Balaya	Anguluwa	Maduwa	Koduwa	Salaya
Colombo	-	-	67500 – 72500	-	-	-
Kandy	-	-	-	-	-	-
Batticaloa	-	-	-	-	-	-
Trincomalee	-	-	-	-	-	-
Mannar	-	-	-	-	-	-

Table 11: Selected Markets: Retail Price of Fresh Fish & Eggs (Rs/kg & Rs/eggs)

Week 14: 29 March- 04 April 2024

22

LOCATIONS	Sea Fish										Eggs									
	Salaya		Hurulla		Balaya		Kelawalla		Thora		Paraw		Mora		Thalapath		Brown		White	
Colombo	400.00	600.00	750.00	1000.00	840.00	1000.00	1200.00	2400.00	2000.00	3600.00	1550.00	2200.00	-	-	2000.00	2800.00	46.00	52.00	43.00	48.00
Gampaha	-	-	-	-	-	-	-	-	-	-	-	-	-	-	-	-	-	-	-	-
Kurunegala	560.00	600.00	960.00	980.00	1100.00	1200.00	2000.00	2100.00	2600.00	2600.00	1400.00	1500.00	-	-	2400.00	2400.00	-	-	42.00	50.00
Nikaweratiya	700.00	700.00	900.00	900.00	900.00	900.00	1800.00	1800.00	2600.00	2600.00	1400.00	1800.00	-	-	2400.00	2400.00	44.00	47.00	44.00	48.00
Dambulla	400.00	450.00	800.00	900.00	800.00	900.00	1600.00	1800.00	-	-	1600.00	1700.00	1400.00	1500.00	1800.00	2000.00	47.00	48.00	46.00	47.00
Anuradhapura	460.00	500.00	900.00	950.00	800.00	1000.00	1600.00	2000.00	-	-	1500.00	1600.00	-	-	2300.00	2400.00	-	-	43.00	46.00
Thambuththegama	500.00	600.00	900.00	1000.00	900.00	1100.00	1700.00	1800.00	2600.00	2600.00	-	-	1800.00	2000.00	2600.00	2800.00	-	-	40.00	47.00
Polonnaruwa	500.00	550.00	1000.00	1000.00	1000.00	1100.00	1800.00	2100.00	2200.00	2400.00	1400.00	1500.00	1600.00	1700.00	2000.00	2200.00	-	-	49.00	54.00
Kaluthara	580.00	620.00	860.00	880.00	980.00	1020.00	1700.00	1800.00	-	-	1800.00	1840.00	-	-	2100.00	2200.00	-	-	43.00	45.00
Badulla	600.00	650.00	700.00	700.00	1400.00	1600.00	1500.00	1600.00	2000.00	2200.00	1000.00	1200.00	1600.00	1650.00	2000.00	2200.00	48.00	50.00	47.00	48.00
Keppetipola	450.00	460.00	820.00	840.00	860.00	900.00	1600.00	1700.00	-	-	1500.00	1600.00	1350.00	1400.00	1800.00	2000.00	49.00	52.00	47.00	49.00
Moneragala	500.00	560.00	850.00	900.00	950.00	1000.00	1800.00	2000.00	2000.00	2000.00	1500.00	1600.00	-	-	2300.00	2400.00	-	-	44.00	47.00
Kegalle	600.00	700.00	1000.00	1100.00	1200.00	1400.00	1700.00	1900.00	-	-	1900.00	2000.00	1700.00	1800.00	2550.00	2600.00	49.00	50.00	48.00	49.00
Ampara	500.00	500.00	1000.00	1000.00	900.00	900.00	-	-	-	-	-	-	-	-	-	-	40.00	44.00	42.00	49.00
Dehiattakandiya	500.00	500.00	760.00	760.00	700.00	700.00	2000.00	2000.00	2200.00	2200.00	-	-	1400.00	1600.00	2000.00	2000.00	44.00	46.00	42.00	45.00
Nuwaraeliya	480.00	500.00	860.00	880.00	950.00	1000.00	1600.00	1700.00	-	-	-	-	1500.00	1600.00	1900.00	2000.00	49.00	50.00	48.00	49.00
Kandy	500.00	560.00	850.00	880.00	950.00	1000.00	1700.00	1800.00	2500.00	2600.00	1450.00	1540.00	1500.00	1550.00	1950.00	2000.00	49.00	50.00	46.00	48.00
Puttalam	350.00	500.00	700.00	800.00	700.00	800.00	900.00	1300.00	2400.00	2650.00	1000.00	1350.00	1500.00	1800.00	2350.00	2500.00	45.00	46.00	42.00	44.00
Hambantota	550.00	600.00	750.00	800.00	1100.00	1200.00	1900.00	2000.00	-	-	-	-	-	-	-	-	-	-	45.00	46.00
Rathnapura	600.00	600.00	1000.00	1000.00	1000.00	1000.00	1800.00	1800.00	3000.00	3000.00	2200.00	2200.00	1600.00	1600.00	2200.00	2200.00	45.00	46.00	43.00	45.00
Matara	550.00	600.00	700.00	800.00	1100.00	1200.00	2000.00	2000.00	-	-	-	-	1600.00	1700.00	2400.00	2450.00	45.00	47.00	45.00	46.00
Galle	500.00	550.00	850.00	900.00	1000.00	1400.00	2000.00	2400.00	2400.00	2600.00	1600.00	1600.00	1600.00	1800.00	2200.00	2400.00	46.00	48.00	44.00	50.00
Tissamaharama	550.00	600.00	850.00	900.00	900.00	1000.00	1600.00	1800.00	2000.00	2000.00	-	-	-	-	2200.00	2200.00	-	-	44.00	46.00
Meegoda	520.00	700.00	800.00	900.00	-	-	2000.00	2000.00	-	-	1900.00	1900.00	-	-	2900.00	3000.00	44.00	45.00	44.00	44.00
Embilipitiya	500.00	600.00	850.00	900.00	1200.00	1300.00	1900.00	2000.00	2000.00	2100.00	1700.00	1800.00	1500.00	1600.00	2000.00	2100.00	48.00	50.00	45.00	47.00
Jaffna	400.00	450.00	800.00	850.00	800.00	850.00	-	-	2000.00	2100.00	1700.00	1750.00	-	-	-	-	45.00	46.00	45.00	46.00
Vavuniya	500.00	600.00	800.00	900.00	900.00	1000.00	2000.00	2150.00	2000.00	2150.00	1350.00	1500.00	2000.00	2150.00	2000.00	2200.00	48.00	49.00	47.00	49.00
Mannar	-	-	-	-	-	-	-	-	-	-	-	-	-	-	-	-	-	-	-	-
Killinochchi	400.00	450.00	680.00	700.00	950.00	1000.00	-	-	-	-	1500.00	1550.00	-	-	-	-	48.00	49.00	45.00	46.00
Mullaittivu	-	-	-	-	-	-	-	-	-	-	-	-	-	-	-	-	-	-	-	-
Batticaloa	450.00	500.00	1000.00	1100.00	1500.00	1600.00	1900.00	2000.00	2100.00	2200.00	1900.00	2000.00	2000.00	2100.00	2400.00	2500.00	48.00	49.00	48.00	48.00
Trincomalee	530.00	560.00	1050.00	1100.00	1050.00	1150.00	2100.00	2200.00	2200.00	2250.00	1860.00	1940.00	1940.00	1980.00	-	-	53.00	55.00	53.00	55.00
Veyangoda	500.00	500.00	1000.00	1000.00	-	-	2000.00	2000.00	-	-	-	-	-	-	2400.00	2400.00	44.00	46.00	43.00	46.00
Galenbindunuwewa	500.00	500.00	900.00	900.00	800.00	1200.00	2000.00	2000.00	2500.00	2500.00	2400.00	2400.00	1800.00	1800.00	2400.00	2400.00	-	-	45.00	48.00
Bandarawela	-	-	-	-	-	-	-	-	-	-	-	-	-	-	-	-	-	-	-	-
Matale	600.00	700.00	900.00	1000.00	1200.00	1300.00	1900.00	2000.00	2200.00	2400.00	1700.00	1800.00	1600.00	1700.00	2000.00	2200.00	47.00	49.00	46.00	47.00

Table 12: Selected Markets: Retail Price of Dried Fish (Rs/kg)

Week 14: 29 March- 04 April 2024

LOCATIONS	Dried Fish													
	Sprats-Imported		Kattawa		Thora		Mora		Balaya		Anguluwa		Salaya	
Colombo	1000.00	1400.00	1800.00	2400.00	-	-	2000.00	2500.00	1400.00	1800.00	1800.00	2600.00	600.00	1200.00
Gampaha	-	-	-	-	-	-	-	-	-	-	-	-	-	-
Kurunegala	1000.00	1200.00	1800.00	1900.00	2800.00	3000.00	2000.00	2200.00	1200.00	1200.00	1600.00	1600.00	800.00	1000.00
Nikaweratiya	1100.00	1400.00	1800.00	2000.00	-	-	1800.00	2200.00	1200.00	1400.00	2000.00	2200.00	800.00	1000.00
Dambulla	1000.00	1100.00	2200.00	2400.00	-	-	2200.00	2300.00	1300.00	1400.00	1800.00	2000.00	-	-
Anuradhapura	1000.00	1200.00	2000.00	2400.00	-	-	2000.00	2400.00	1000.00	1600.00	2000.00	2400.00	800.00	1000.00
Thambuththegama	1100.00	1300.00	2200.00	2400.00	-	-	-	-	1000.00	1300.00	1650.00	1800.00	800.00	900.00
Polonnaruwa	1000.00	1250.00	1800.00	1800.00	-	-	2100.00	2200.00	1100.00	1200.00	-	-	-	-
Kaluthara	1120.00	1200.00	2000.00	2200.00	-	-	2200.00	2300.00	1240.00	1280.00	1800.00	2000.00	800.00	900.00
Badulla	1000.00	1200.00	2000.00	2200.00	-	-	2000.00	2200.00	1200.00	1400.00	-	-	-	-
Keppetipola	1220.00	1260.00	2250.00	2260.00	-	-	2340.00	2350.00	1320.00	1350.00	2150.00	2200.00	960.00	980.00
Moneragala	1000.00	1200.00	2000.00	2100.00	-	-	2100.00	2200.00	1400.00	1450.00	2000.00	2200.00	800.00	900.00
Kegalle	1150.00	1250.00	2000.00	2200.00	-	-	2000.00	2100.00	1200.00	1300.00	-	-	-	-
Ampara	1060.00	1200.00	1800.00	2400.00	-	-	2200.00	2300.00	1580.00	1600.00	-	-	-	-
Dehiattakandiya	1000.00	1200.00	2000.00	2400.00	-	-	2000.00	2400.00	1200.00	1600.00	2200.00	2200.00	-	-
Nuwaraeliya	1200.00	1280.00	2380.00	2400.00	-	-	2250.00	2300.00	1400.00	1460.00	2150.00	2180.00	960.00	1000.00
Kandy	1100.00	1300.00	2000.00	2400.00	-	-	2200.00	2300.00	1500.00	1600.00	2000.00	2100.00	1000.00	1100.00
Puttalam	900.00	950.00	2300.00	2450.00	-	-	1800.00	2000.00	950.00	1100.00	1250.00	2000.00	800.00	950.00
Hambantota	1200.00	1250.00	1900.00	2100.00	-	-	-	-	1100.00	1300.00	2000.00	2100.00	-	-
Rathnapura	1000.00	1200.00	2000.00	2400.00	-	-	1920.00	2120.00	1200.00	1200.00	1800.00	2100.00	800.00	850.00
Matara	1150.00	1200.00	1900.00	2000.00	-	-	1900.00	2000.00	1000.00	1300.00	1800.00	2000.00	-	-
Galle	1000.00	1400.00	1800.00	2400.00	-	-	2000.00	2400.00	1100.00	1400.00	1600.00	1800.00	800.00	900.00
Tissamaharama	1000.00	1150.00	-	-	-	-	2000.00	2200.00	1000.00	1300.00	1600.00	1850.00	1100.00	1200.00
Meegoda	1000.00	1200.00	1900.00	2200.00	-	-	2000.00	2200.00	1200.00	1600.00	1800.00	2000.00	680.00	720.00
Embilipitiya	1200.00	1350.00	2000.00	2300.00	-	-	2200.00	2300.00	1550.00	1800.00	2100.00	2400.00	700.00	1000.00
Jaffna	1000.00	1100.00	1800.00	2000.00	3100.00	3250.00	2150.00	2300.00	1280.00	1350.00	1200.00	1300.00	-	-
Vavuniya	-	-	-	-	-	-	2000.00	2150.00	1000.00	1100.00	1200.00	1300.00	800.00	900.00
Mannar	-	-	-	-	-	-	-	-	-	-	-	-	-	-
Killinochchi	1000.00	1100.00	2450.00	2500.00	-	-	1750.00	1800.00	1450.00	1500.00	1000.00	1100.00	850.00	1000.00
Mullaittivu	-	-	-	-	-	-	-	-	-	-	-	-	-	-
Batticaloa	1100.00	1200.00	2000.00	2200.00	-	-	2200.00	2300.00	1000.00	1080.00	1000.00	1100.00	1000.00	1100.00
Trincomalee	1420.00	1450.00	2280.00	2340.00	-	-	-	-	1080.00	1120.00	1120.00	1150.00	970.00	1000.00
Veyangoda	1000.00	1200.00	1800.00	2200.00	-	-	2000.00	2000.00	1200.00	1400.00	2000.00	2000.00	800.00	1000.00
Galenbindunuwewa	1000.00	1200.00	2000.00	2400.00	-	-	2000.00	2400.00	1100.00	1400.00	2000.00	2200.00	800.00	1200.00
Bandarawela	-	-	-	-	-	-	-	-	-	-	-	-	-	-
Matale	1200.00	1300.00	2300.00	2400.00	-	-	2200.00	2300.00	1200.00	1300.00	2100.00	2200.00	700.00	800.00

Table 13: Selected Markets: Retail Price of Meat (Rs/kg)

Week 14: 29 March- 04 April 2024

LOCATIONS	Meat		Meat (Chicken)		Meat					
	Beef		Broiler	Curry	Mutton	Pork				
Colombo	2400.00	- 2400.00	1180.00	- 1360.00	1000.00	- 1400.00	3200.00	- 3400.00	1300.00	- 1500.00
Gampaha	-		-		-		-		-	
Kurunegala	2000.00	- 2100.00	1150.00	- 1250.00	1100.00	- 1100.00	3000.00	- 3200.00	1350.00	- 1400.00
Nikaweratiya	2200.00	- 2200.00	1180.00	- 1280.00	-		-		-	
Dambulla	-		1280.00	- 1320.00	-		-		1400.00	- 1500.00
Anuradhapura	2200.00	- 2400.00	1200.00	- 1250.00	1300.00	- 1300.00	3500.00	- 3600.00	1250.00	- 1400.00
Thambuththegama	2000.00	- 2300.00	1000.00	- 1250.00	1100.00	- 1200.00	-		1450.00	- 1500.00
Polonnaruwa	1800.00	- 1800.00	1100.00	- 1150.00	1200.00	- 1250.00	3000.00	- 3000.00	1800.00	- 1800.00
Kaluthara	2300.00	- 2400.00	1180.00	- 1220.00	-		-		1300.00	- 1380.00
Badulla	2100.00	- 2100.00	1400.00	- 1450.00	1600.00	- 1650.00	2900.00	- 2900.00	-	
Keppetipola	2100.00	- 2200.00	1200.00	- 1260.00	1360.00	- 1380.00	3000.00	- 3100.00	-	
Moneragala	-		1300.00	- 1450.00	1550.00	- 1650.00	3000.00	- 3200.00	1500.00	- 1600.00
Kegalle	2200.00	- 2200.00	1180.00	- 1360.00	-		3000.00	- 3000.00	1750.00	- 1800.00
Ampara	2200.00	- 2200.00	1000.00	- 1000.00	1300.00	- 1400.00	-		1500.00	- 1700.00
Dehiattakandiya	-		1300.00	- 1350.00	1300.00	- 1300.00	-		1300.00	- 1500.00
Nuwaraeliya	2200.00	- 2300.00	1250.00	- 1280.00	-		3200.00	- 3300.00	1400.00	- 1450.00
Kandy	2200.00	- 2200.00	1200.00	- 1240.00	1325.00	- 1350.00	3100.00	- 3200.00	1500.00	- 1550.00
Puttalam	2000.00	- 2200.00	1280.00	- 1350.00	-		3200.00	- 3200.00	-	
Hambantota	-		1250.00	- 1300.00	-		-		-	
Rathnapura	2200.00	- 2200.00	1220.00	- 1320.00	1200.00	- 1400.00	3200.00	- 3200.00	1200.00	- 1200.00
Matara	-		1290.00	- 1300.00	-		-		-	
Galle	2400.00	- 2400.00	1250.00	- 1280.00	-		3200.00	- 3300.00	-	
Tissamaharama	-		1300.00	- 1350.00	-		-		1500.00	- 1600.00
Meegoda	-		1200.00	- 1280.00	1400.00	- 1450.00	-		1250.00	- 1250.00
Embilipitiya	2150.00	- 2200.00	1020.00	- 1200.00	1300.00	- 1350.00	2900.00	- 3000.00	1450.00	- 1600.00
Jaffna	2000.00	- 2100.00	1150.00	- 1200.00	1450.00	- 1550.00	3450.00	- 3600.00	-	
Vavuniya	2000.00	- 2150.00	1300.00	- 1400.00	1400.00	- 1500.00	3000.00	- 3200.00	-	
Mannar	-		-		-		-		-	
Killinochchi	1950.00	- 2000.00	1350.00	- 1400.00	1550.00	- 1600.00	3300.00	- 3500.00	-	
Mullaittivu	-		-		-		-		-	
Batticaloa	1800.00	- 1900.00	1200.00	- 1240.00	1400.00	- 1500.00	3300.00	- 3400.00	-	
Trincomalee	2200.00	- 2250.00	1280.00	- 1320.00	1780.00	- 1820.00	3550.00	- 3600.00	-	
Veyangoda	2200.00	- 2200.00	1200.00	- 1200.00	1100.00	- 1200.00	3200.00	- 3200.00	1300.00	- 1300.00
Galenbindunuwewa	2000.00	- 2200.00	1200.00	- 1240.00	-		-		1400.00	- 1400.00
Bandarawela	-		-		-		-		-	
Matale	2000.00	- 2200.00	1200.00	- 1240.00	1300.00	- 1400.00	2900.00	- 3000.00	1400.00	- 1600.00

Table 14: Colombo: Wholesale Prices (Rs/kg or Rs/piece)
Week 14: 29 March- 04 April 2024

COMMODITY	Range	Average Price			Change Compared to		COMMODITY	Range	Average Price			Change Compared to	
		This Week	Last Week	Last Year	Last Week (%)	Last Year (%)			This Week	Last Week	Last Year	Last Week (%)	Last Year (%)
<u>Rice</u>							<u>Coconut</u>						
Local							Large	95.00 - 110.00	102.50	98.89	97.60	3.65	5.02
Samba 1	235.00 - 240.00	236.63	236.25	212.50	0.16	11.35	Small	85.00 - 90.00	87.50	82.78	86.40	5.70	1.27
Samba 2	228.00 - 230.00	229.50	229.43	206.20	0.03	11.30	<u>Fruits (Rs/fruit)</u>						
Keeri Samba	310.00 - 325.00	317.50	317.50	243.70	0.00	30.28	<u>Plantain</u>						
Nadu 1	205.00 - 210.00	207.63	206.00	186.80	0.79	11.15	Ambul (Rs/kg)	100.00 - 160.00	130.00	126.67	201.25	2.63	-35.40
Nadu 2	195.00 - 200.00	198.75	196.33	182.50	1.23	8.90	Kolikuttu (Rs/kg)	300.00 - 400.00	348.33	330.00	465.83	5.56	-25.22
Raw (Red)	165.00 - 180.00	171.88	172.78	158.60	-0.52	8.37	Seeni (Rs/kg)	120.00 - 160.00	133.64	123.33	153.64	8.35	-13.02
Raw (White)	190.00 - 200.00	194.38	194.78	173.80	-0.21	11.84	Anamalu	25.00 - 32.00	28.50	26.67	32.00	6.87	-10.94
Imported							Ambun	30.00 - 36.00	33.00	31.33	36.27	5.32	-9.02
Samba	245.00 - 255.00	250.00	250.38	205.30	-0.15	21.77	Papaw(Rs/kg)	100.00 - 200.00	150.00	192.50	221.54	-22.08	-32.29
Nadu				169.30			Passion Fruit	70.00 - 100.00	90.00	107.78	45.33	-16.49	98.53
Raw (Red)							Pineapple Large	640.00 - 700.00	667.50	642.50	637.50	3.89	4.71
Raw (White)				174.80			Pineapple Medium	540.00 - 580.00	558.75	532.50	537.50	4.93	3.95
<u>Dried Chillies</u>							<u>Mango</u>						
Imported	600.00 - 750.00	685.71	800.00	1049.00	-14.29	-34.63	Betti				59.14		
<u>Onion</u>							<u>Karthakolomban</u>						
Sinnan				308.13	17.71	-9.59	Vilad	160.00 - 200.00	175.56	318.00	150.00	-44.79	17.04
Vedalan	260.00 - 300.00	278.57	236.67	282.50	11.19	-16.22	Kohu	70.00 - 80.00	75.00	138.33	82.50	-45.78	-9.09
Imported	220.00 - 250.00	236.67	212.86	282.50	11.19	-16.22	<u>Other</u>						
<u>Big Onion</u>							<u>Wood Apple</u>						
Imported	320.00 - 460.00	407.50	476.67	91.80	-14.51	343.90	Orange	40.00 - 50.00	44.18	40.50	57.91	9.09	-23.70
Local							Avocado	140.00 - 160.00	152.22	263.75	92.86	-42.29	63.93
<u>Potato</u>							<u>Slime Apple</u>						
Welimada	220.00 - 230.00	225.00	247.50	205.00	-9.09	9.76	Grapes (Imp., Rs/kg)	23.00 - 30.00	26.17	29.11	25.18	-10.11	3.91
N'Eliya	240.00 - 255.00	248.67	274.17	230.00	-9.30	8.12	King Coconut	1700.00 - 1900.00	1800.00	1957.14	1685.71	-8.03	6.78
Imported	130.00 - 200.00	160.63	168.33	133.30	-4.58	20.50	<u>Sea Fish</u>						
<u>Pulses</u>							<u>Salaya</u>						
Green Gram	1250.00 - 1350.00	1300.00	1303.33	1384.50	-0.26	-6.10	Hurulla	200.00 - 350.00	268.33	261.00	266.00	2.81	0.88
Cowpea (White)	700.00 - 800.00	750.00	750.00	696.67	0.00	7.65	Balaya	450.00 - 750.00	620.91	496.00	680.00	25.18	-8.69
Cowpea (Red)	650.00 - 750.00	700.00	700.00	744.50	0.00	-5.98	Kelawalla	900.00 - 1250.00	1074.55	965.00	1159.00	11.35	-7.29
Red Dhal	280.00 - 290.00	283.33	285.83	317.50	-0.87	-10.76	Thora	1600.00 - 2100.00	1854.55	1815.00	1485.00	2.18	24.89
<u>Vegetable</u>							<u>Paraw</u>						
Beans (Butter)							Mora	1250.00 - 1450.00	1313.64	900.00	1160.00	45.96	13.24
Beans(Green)	80.00 - 120.00	102.00	124.55	117.00	-18.10	-12.82	Shrimps	1600.00 - 2100.00	1843.64	1915.00	1356.00	-3.73	35.96
Carrot	200.00 - 300.00	250.00	266.00	88.00	-6.02	184.09	Thalapath	1500.00 - 2000.00	1754.55	1425.00	1505.00	23.13	16.58
Leeks	130.00 - 160.00	147.00	164.00	172.00	-10.37	-14.53	<u>Eggs</u>						
Beetroot	150.00 - 200.00	168.00	166.00	100.77	1.20	66.72	Brown	44.00 - 46.00	45.00	48.25	46.00	-6.74	-2.17
Knolkhol	50.00 - 60.00	54.00	70.00	93.00	-22.86	-41.94	White	41.00 - 43.00	42.00	45.50	44.00	-7.69	-4.55
Raddish	40.00 - 50.00	44.00	42.00	64.00	4.76	-31.25	<u>Dried Fish</u>						
Cabbage	100.00 - 150.00	124.00	250.00	70.00	-50.40	77.14	Sprats	1100.00 - 1250.00	1187.00	1130.91	1117.00	4.96	6.27
Tomato	80.00 - 120.00	98.00	134.00	151.00	-26.87	-35.10	Sprats (Imported)	760.00 - 900.00	855.45	843.33	835.00	1.44	2.45
Ladies Fingers	40.00 - 60.00	49.00	50.00	97.00	-2.00	-49.48	Kattawa						
Brinjal	130.00 - 200.00	158.00	217.00	130.91	-27.19	20.69	Kattawa (Imported)	1250.00 - 1380.00	1322.00	1298.00	1541.00	1.85	-14.21
Capsicum	200.00 - 400.00	295.45	375.00	311.00	-21.21	-5.00	Thora						
Pumpkin	130.00 - 150.00	142.00	148.00	42.50	-4.05	234.12	Thora (Imported)						
Cucumber	40.00 - 60.00	46.00	37.00	49.00	24.32	-6.12	Mora	1750.00 - 1850.00	1800.00	1729.17	1657.50	4.10	8.60
Bitter Gourd	120.00 - 150.00	134.00	166.00	154.00	-19.28	-12.99	Mora (Imported)						
Snake Gourd	100.00 - 120.00	108.00	121.00	133.00	-10.74	-18.80	Balaya	700.00 - 900.00	796.00	808.00	915.00	-1.49	-13.01
Drumstick	200.00 - 300.00	250.00	229.00		9.17		Balaya (Imported)						
Luffa	80.00 - 120.00	98.00	100.00	146.00	-2.00	-32.88	Anguluwa						
Long Beans	60.00 - 80.00	73.00	90.00	95.00	-18.89	-23.16	Anguluwa (Imported)	1350.00 - 1450.00	1400.00	1418.00	1702.22	-1.27	-17.75
Ash Plantain	120.00 - 150.00	134.00	192.00	168.00	-30.21	-20.24	Maduwa	1200.00 - 1350.00	1284.00	1334.00	1131.00	-3.75	13.53
Green Chillies	130.00 - 200.00	164.00	186.00	274.00	-11.83	-40.15	Maduwa (Imported)						
Lime	330.00 - 350.00	342.00	234.00	203.00	46.15	68.47	Koduwa						
<u>Root Crops</u>							<u>Koduwa (Imported)</u>						
Sweet Potato	200.00 - 220.00	210.00	141.00	77.00	48.94	172.73	Salaya	360.00 - 400.00	394.55	390.83	592.22	0.95	-33.38
Manioc	100.00 - 120.00	110.00	108.00	160.00	1.85	-31.25	Salaya (Imported)						
<u>Leafy Vegetable</u>							<u>Gotukola (Rs/kg)</u>						
Mukunuwenna	20.00 - 25.00	21.67	21.67	46.00	0.00	-52.90							
Kankun	20.00 - 25.00	21.67	21.67	46.00	0.00	-52.90							
Gotukola (Rs/kg)	200.00 - 250.00	226.67	243.33	224.00	-6.85	1.19							

This Week: Week 14: 29 March- 04 April 2024
Last Week: Week 13: 22 - 28 March 2024

Table 15: Colombo &Suburbs: Retail Prices (Rs/kg or Rs/piece)

Week 14: 29 March- 04 April 2024

COMMODITY	Range	Average Price			Change Compared to		COMMODITY	Range	Average Price			Change Compared to	
		This Week	Last Week	Last Year	Last Week (%)	Last Year (%)			This Week	Last Week	Last Year	Last Week (%)	Last Year (%)
<u>Rice</u>							<u>Coconut</u>						
Local							Large						
Samba 1	230.00 - 270.00	252.81	252.41	230.00	0.40	9.92	100.00 - 130.00	118.33	116.67	117.92	1.67	0.35	
Samba 2	-	-	-	220.00	-	-	Small	90.00 - 100.00	95.52	93.80	97.14	1.72	-1.67
Keeri Samba	350.00 - 380.00	371.82	372.05	262.30	-0.23	41.75	<u>Fruits (Rs/fruit)</u>						
Nadu 1	220.00 - 230.00	224.09	223.91	219.26	0.18	2.20	Plantain						
Nadu 2	-	-	-	207.66	-	-	Ambul (Rs/kg)	180.00 - 280.00	235.24	216.25	256.58	18.99	-8.32
Raw (Red)	180.00 - 210.00	194.55	196.84	186.32	-2.30	4.42	Kolikuttu (Rs/kg)	400.00 - 530.00	460.48	430.87	540.86	29.61	-14.86
Raw (White)	200.00 - 220.00	213.64	214.55	191.41	-0.91	11.61	Seeni (Rs/kg)	180.00 - 280.00	226.36	205.42	228.38	20.95	-0.88
Imported							Anamalu						
Samba	270.00 - 290.00	280.48	280.50	226.14	-0.02	24.03	28.00 - 40.00	33.75	30.67	32.62	3.08	3.47	
Nadu	-	-	-	196.96	-	-	Ambun	38.00 - 54.00	45.12	41.00	40.18	4.12	12.30
Raw (Red)	-	-	-	-	-	-	Papaw(Rs/kg)	200.00 - 350.00	290.00	305.00	321.61	-15.00	-9.83
Raw (White)	-	-	-	195.00	-	-	Passion Fruit	100.00 - 200.00	137.00	148.89	61.89	-11.89	121.36
<u>Dried Chillies</u>							Pineapple Large						
Imported	800.00 - 1200.00	1083.33	1100.00	1358.00	-16.67	-20.23	700.00 - 780.00	730.00	694.29	685.52	35.71	6.49	
<u>Onion</u>							Pineapple Medium						
Sinnan	-	-	-	346.00	-	-	560.00 - 680.00	627.06	601.76	606.36	25.29	3.41	
Vedalan	360.00 - 400.00	384.71	385.00	489.60	-0.29	-21.42	460.00 - 600.00	535.83	499.41	491.48	36.42	9.02	
Imported	300.00 - 360.00	325.91	309.09	391.25	16.82	-16.70	Mango						
<u>Big Onion</u>							Betti						
Imported	480.00 - 600.00	546.82	568.80	123.51	-21.98	342.72	240.00 - 450.00	325.56	-	190.67	-	70.75	
<u>Potato</u>							Karthakolomban						
Local	-	-	-	-	-	-	80.00 - 160.00	113.13	-	-	-	-	
Welimada	-	-	-	294.07	-	-	<u>Other</u>						
N'Eliya	380.00 - 440.00	401.74	403.16	365.33	-1.42	9.97	Wood Apple	140.00 - 200.00	165.29	170.88	121.25	-5.59	36.33
Imported	180.00 - 240.00	202.27	212.73	168.06	-10.45	20.36	Orange	50.00 - 140.00	86.05	85.53	95.22	0.53	-9.63
<u>Pulses</u>							Avocado						
Green Gram	1300.00 - 1400.00	1350.00	1350.00	1550.37	0.00	-12.92	150.00 - 180.00	164.38	137.27	134.00	27.10	22.67	
Cowpea (White)	1000.00 - 1200.00	1109.09	1122.73	1100.00	-13.64	0.83	30.00 - 100.00	71.88	82.89	85.67	-11.02	-16.10	
Cowpea (Red)	1000.00 - 1200.00	1133.33	1147.83	1092.18	-14.49	3.77	1800.00 - 2800.00	2325.00	2373.33	2617.65	-48.33	-11.18	
Red Dhal	320.00 - 360.00	332.61	335.00	353.68	-2.39	-5.96	King Coconut	200.00 - 270.00	231.05	213.16	166.32	17.89	38.92
<u>Vegetable</u>							<u>Sea Fish</u>						
Beans (Butter)	-	-	-	-	-	-	Salaya	400.00 - 600.00	488.42	488.89	479.20	-0.47	1.92
Beans(Green)	160.00 - 320.00	248.28	291.48	219.63	-43.21	13.04	Hurulla	750.00 - 1000.00	837.89	805.00	835.22	32.89	0.32
Carrot	240.00 - 460.00	368.57	394.23	195.38	-25.66	88.64	Balaya	840.00 - 1000.00	962.22	756.00	1253.85	206.22	-23.26
Leeks	220.00 - 400.00	303.00	309.66	270.00	-6.66	12.22	Kelawalla	1200.00 - 2400.00	1823.68	1682.35	1831.00	141.33	-0.40
Beetroot	200.00 - 400.00	322.07	324.07	200.77	-2.01	60.42	Thora	2000.00 - 3600.00	2873.68	2725.00	2594.12	148.68	10.78
Knolkhol	100.00 - 320.00	225.17	255.56	224.81	-30.38	0.16	Paraw	1550.00 - 2200.00	1861.67	1810.71	1761.82	50.95	5.67
Raddish	100.00 - 240.00	178.89	176.40	150.00	2.49	19.26	Mora	-	-	-	1651.67	-	-
Cabbage	220.00 - 420.00	343.57	454.07	170.36	-110.50	101.68	Shrimps	1800.00 - 2650.00	2228.95	2235.29	1667.62	-6.35	33.66
Tomato	160.00 - 360.00	262.41	287.04	262.22	-24.62	0.07	Thalopath	2000.00 - 2800.00	2470.00	2302.78	2209.09	167.22	11.81
Ladies Fingers	100.00 - 320.00	216.79	221.11	213.33	-4.33	1.62	<u>Eggs</u>						
Brinjal	200.00 - 400.00	307.59	332.59	235.86	-25.01	30.41	Brown	46.00 - 52.00	49.11	50.70	55.00	-1.59	-10.72
Capsicum	350.00 - 760.00	544.64	596.15	496.67	-51.51	9.66	White	43.00 - 48.00	46.53	47.30	54.91	-0.77	-15.27
Pumpkin	180.00 - 320.00	275.17	296.30	130.34	-21.12	111.11	<u>Dried Fish</u>						
Cucumber	80.00 - 240.00	163.79	160.37	143.45	3.42	14.18	Sprats	1400.00 - 2000.00	1804.35	1784.00	1665.22	20.35	8.36
Bitter Gourd	160.00 - 400.00	301.72	341.85	327.78	-40.13	-7.95	Sprats (Imported)	1000.00 - 1400.00	1270.00	1180.77	1188.00	89.23	6.90
Snake Gourd	200.00 - 400.00	278.52	283.08	265.19	-4.56	5.03	Kattawa	1800.00 - 2400.00	2133.33	2060.87	2330.43	72.46	-8.46
Drumstick	340.00 - 800.00	500.37	604.78	-	-104.41	-	Thora	-	-	-	-	-	-
Luffa	160.00 - 340.00	264.14	288.15	287.50	-24.01	-8.13	Mora	2000.00 - 2500.00	2247.62	2229.63	2282.61	17.99	-1.53
Long Beans	140.00 - 320.00	216.79	248.64	207.78	-31.85	4.34	Balaya	1400.00 - 1800.00	1515.00	1517.39	1416.67	-2.39	6.94
Ash Plantain	220.00 - 360.00	286.90	347.04	263.85	-60.14	8.74	Anguluwa	1800.00 - 2600.00	2342.86	2428.57	2175.00	-85.71	7.72
Green Chillies	200.00 - 420.00	358.62	446.30	466.79	-87.68	-23.17	Maduwa	-	-	-	-	-	-
Lime	440.00 - 600.00	548.57	457.78	387.41	90.79	41.60	Koduwa	-	-	-	-	-	-
<u>Root Crops</u>							<u>Meat</u>						
Sweet Potato	200.00 - 360.00	295.00	307.78	188.21	-12.78	56.74	Beef (without Bones)	2400.00 - 2400.00	2400.00	2375.00	2250.00	25.00	6.67
Manioc	150.00 - 260.00	225.71	229.26	219.64	-3.54	2.76	Chicken (Broiler)	1180.00 - 1360.00	1286.00	1254.44	1361.82	31.56	-5.57
<u>Leafy Vegetable</u>							Chicken (Curry)						
Mukunuwenna	40.00 - 80.00	69.66	71.48	80.00	-1.83	-12.93	3200.00 - 3400.00	3278.57	3250.00	3025.00	28.57	8.38	
Kankun	40.00 - 80.00	69.66	71.48	80.00	-1.83	-12.93	Pork	1300.00 - 1500.00	1340.00	1300.00	1640.00	40.00	-18.29
Gotukola	80.00 - 100.00	97.86	99.63	111.33	-1.77	-12.10							

This Week: Week 14: 29 March- 04 April 2024

Last Week: Week 13: 22 - 28 March 2024

Table 16: Farmgate/Producer Prices of Food Commodities in Selected Producing Areas (Rs/kg)

Week 14: 29 March- 04 April 2024

COMMODITY	Range	Average Price	COMMODITY	Range	Average Price	COMMODITY	Range	Average Price
Paddy			Vegetable (Up Country)			Snake Gourd		
Short Grain			Beans			Dambulla	57.00 - 67.00	62.60
A'pura	120.00 - 125.00	122.00	Dambulla	67.00 - 76.00	71.00	Hambantota	110.00 - 130.00	118.00
P'narawa	130.00 - 132.00	131.00	Welimada	50.00 - 60.00	55.00	Embilipitiya	80.00 - 100.00	88.00
Kalawewa	120.00 - 125.00	122.00	Badulla	60.00 - 80.00	65.00	Matara	-	
Kurunegala	120.00 - 125.00	122.25	Carrot			A'pura	90.00 - 110.00	98.00
Dehiattakandiya	125.00 - 132.00	128.33	N'Eliya	220.00 - 230.00	226.00	Luffa		
Nikaweratiya	122.00 - 125.00	123.33	Welimada	170.00 - 180.00	174.00	Dambulla	100.00 - 115.00	109.00
Ampara	125.00 - 130.00	126.67	Hanguranketha	160.00 - 175.00	170.00	Hambantota	130.00 - 140.00	135.00
Long Grain (White)			Leeks			Embilipitiya	70.00 - 90.00	82.00
A'pura	110.00 - 113.00	111.20	N'Eliya	125.00 - 140.00	132.00	Matara	-	
P'narawa	110.00 - 114.00	112.00	Welimada	100.00 - 120.00	112.00	A'pura	120.00 - 140.00	128.00
Kalawewa	110.00 - 113.00	111.33	Beetroot			Green Chillies		
Kurunegala	110.00 - 114.00	112.00	N'Eliya	90.00 - 100.00	96.00	Dambulla	140.00 - 162.50	151.50
Dehiattakandiya	112.00 - 117.00	114.67	Dambulla	162.50 - 167.50	165.00	Hambantota	-	
Embilipitiya	-		Kurunegala	-		Embilipitiya	220.00 - 240.00	228.00
Nikaweratiya	110.00 - 114.00	111.50	Welimada	70.00 - 90.00	80.00	Puttalam	100.00 - 140.00	121.67
Hambantota	-		Hanguranketha	110.00 - 120.00	115.40	A'pura	200.00 - 250.00	220.00
Ampara	110.00 - 113.00	111.67	Knol Khol			Pumpkin		
Long Grain (Red)			N'Eliya	30.00 - 35.00	33.00	Dambulla	95.00 - 115.00	104.00
Matara	90.00 - 95.00	92.50	Welimada	20.00 - 30.00	26.00	Hambantota	120.00 - 140.00	128.00
Hambantota	88.00 - 95.00	91.40	Hanguranketha	35.00 - 45.00	39.00	Embilipitiya	100.00 - 170.00	125.00
Embilipitiya	89.00 - 90.00	89.60	Raddish			Matara	110.00 - 120.00	115.00
Keeri Samba			N'Eliya	15.00 - 20.00	17.80	A'pura	120.00 - 140.00	128.00
A'pura	140.00 - 150.00	144.00	Welimada	12.00 - 14.00	12.80	Moneragala	110.00 - 120.00	114.00
P'narawa	155.00 - 157.00	156.00	Hambantota	-		Cucumber		
Kalawewa	140.00 - 150.00	145.00	Hanguranketha	12.00 - 15.00	12.83	A'pura	30.00 - 40.00	34.00
Kurunegala	140.00 - 145.00	141.25	Cabbage			Dambulla	24.00 - 28.00	25.60
Dehiattakandiya	155.00 - 158.50	156.17	N'Eliya	110.00 - 120.00	116.00	Hambantota	20.00 - 30.00	22.50
Red Onion			Welimada	60.00 - 80.00	71.00	Matara	25.00 - 30.00	27.67
Puttalam	100.00 - 150.00	117.50	Badulla	-		Long Beans		
Jaffna	180.00 - 220.00	200.00	Hanguranketha	125.00 - 160.00	141.00	Dambulla	48.00 - 62.00	54.80
Big Onion			Tomato			Hambantota	100.00 - 130.00	115.00
Dambulla	-		Welimada	30.00 - 40.00	35.00	Embilipitiya	80.00 - 100.00	90.00
Kalawewa	-		Hambantota	-		Matara	75.00 - 90.00	82.50
A'pura	-		Dambulla	57.00 - 67.00	62.60	A'pura	80.00 - 100.00	88.00
Potato			Hanguranketha	55.00 - 70.00	61.60	Ash Plantain		
N'Eliya	215.00 - 230.00	224.00	Vegetable (Low Country)			Hambantota	-	
Badulla	-		Ladies Fingers			Embilipitiya	120.00 - 140.00	128.00
Welimada	180.00 - 190.00	184.00	A'pura	50.00 - 70.00	58.00	Matara	100.00 - 120.00	107.50
Pulses			Dambulla	45.00 - 55.00	50.40	Lime		
Green Gram			Hambantota	40.00 - 50.00	46.00	Hambantota	-	
Hambantota	-		Embilipitiya	35.00 - 50.00	42.00	Embilipitiya	300.00 - 340.00	324.00
Moneragala	1150.00 - 1200.00	1170.00	Matara	35.00 - 40.00	37.50	Moneragala	280.00 - 300.00	288.00
Embilipitiya	1150.00 - 1200.00	1176.67	Brinjal			Fruits (Rs/kg)		
Nikaweratiya	950.00 - 1000.00	983.33	A'pura	100.00 - 120.00	108.00	Banana		
A'pura	1150.00 - 1250.00	1200.00	Dambulla	115.00 - 125.00	120.00	Ambul		
Cowpea			Hambantota	-		Moneragala	80.00 - 90.00	84.00
Hambantota	-		Embilipitiya	120.00 - 140.00	129.00	Embilipitiya	80.00 - 100.00	90.00
Nikaweratiya	650.00 - 750.00	712.50	Matara	90.00 - 110.00	100.00	Hambantota	60.00 - 80.00	70.00
Moneragala	500.00 - 550.00	520.00	Welimada	90.00 - 100.00	94.00	Kolikuttu		
Embilipitiya	560.00 - 570.00	565.00	Capsicum			Moneragala	200.00 - 240.00	216.00
Maize			Badulla	-		Embilipitiya	300.00 - 330.00	316.00
A'pura	125.00 - 130.00	127.50	Welimada	300.00 - 330.00	314.00	Hambantota	-	
Kalawewa	120.00 - 125.00	123.40	Bitter Gourd			Papaw		
Gingelly			A'pura	120.00 - 140.00	128.00	Moneragala	90.00 - 100.00	94.00
A'pura	650.00 - 700.00	675.00	Dambulla	86.00 - 95.00	91.20	Embilipitiya	100.00 - 120.00	106.00
Kalawewa	-		Hambantota	-		Hambantota	110.00 - 130.00	117.50
Black Gram			Embilipitiya	220.00 - 240.00	228.00	Pineapple		
A'pura	680.00 - 700.00	690.00	Matara	115.00 - 120.00	118.33	Divulapitiya	-	
Kalawewa	-							

Annex 01 - Colombo Markets: Retail Prices of Rice and Subsidiary Food Crops (Rs/kg)

Week 14: 29 March- 04 April 2024

28

CROP	PELIYAGODA	MAHARAGAMA	KIRULAPONE	NUGEGODA	NARAHENPITA	DEMATAGODA	THOTALANGA	KADAWATHA	KIRIBATHGODA
<u>Rice</u>									
Local									
Samba 1	250.00 - 270.00	230.00 - 270.00	230.00 - 260.00	230.00 - 270.00	250.00 - 270.00	230.00 - 270.00	240.00 - 260.00	230.00 - 260.00	230.00 - 260.00
Samba 2	-	-	-	-	-	-	-	-	-
Keeri Samba	350.00 - 380.00	360.00 - 380.00	370.00 - 380.00	370.00 - 380.00	360.00 - 380.00	370.00 - 380.00	360.00 - 360.00	380.00 - 380.00	380.00 - 380.00
Nadu 1	220.00 - 230.00	220.00 - 230.00	220.00 - 230.00	220.00 - 230.00	220.00 - 230.00	220.00 - 230.00	220.00 - 230.00	220.00 - 230.00	220.00 - 230.00
Nadu 2	-	-	-	-	-	-	-	-	-
Raw (Red)	180.00 - 200.00	180.00 - 190.00	180.00 - 180.00	190.00 - 190.00	180.00 - 200.00	210.00 - 210.00	200.00 - 210.00	200.00 - 210.00	190.00 - 210.00
Raw (White)	200.00 - 220.00	210.00 - 220.00	210.00 - 210.00	210.00 - 220.00	200.00 - 220.00	220.00 - 220.00	210.00 - 220.00	210.00 - 220.00	210.00 - 220.00
Imported									
Samba	270.00 - 280.00	270.00 - 280.00	280.00 - 280.00	280.00 - 280.00	280.00 - 290.00	290.00 - 290.00	270.00 - 280.00	280.00 - 290.00	280.00 - 280.00
Nadu	-	-	-	-	-	-	-	-	-
Raw (Red)	-	-	-	-	-	-	-	-	-
Raw (White)	-	-	-	-	-	-	-	-	-
<u>Dried Chillies</u>									
Imported	800.00 - 850.00	1200.00 - 1200.00	1100.00 - 1200.00	1200.00 - 1200.00	1100.00 - 1200.00	1100.00 - 1200.00	1100.00 - 1200.00	1000.00 - 1100.00	1100.00 - 1100.00
<u>Red Onion</u>									
Sinnan	-	-	-	-	-	-	-	-	-
Vedalan	360.00 - 400.00	400.00 - 400.00	360.00 - 380.00	360.00 - 400.00	400.00 - 400.00	-	360.00 - 360.00	360.00 - 380.00	-
Imported	300.00 - 300.00	300.00 - 300.00	300.00 - 300.00	300.00 - 300.00	300.00 - 340.00	360.00 - 360.00	350.00 - 360.00	360.00 - 360.00	360.00 - 360.00
<u>Big Onion</u>									
Imported	480.00 - 500.00	550.00 - 600.00	550.00 - 560.00	600.00 - 600.00	500.00 - 560.00	520.00 - 560.00	550.00 - 600.00	500.00 - 560.00	560.00 - 560.00
Local	-	-	-	-	-	-	-	-	-
<u>Potato</u>									
Welimada	-	-	-	-	-	-	-	-	-
N'Eliya	380.00 - 400.00	400.00 - 440.00	380.00 - 400.00	400.00 - 440.00	380.00 - 440.00	440.00 - 440.00	380.00 - 440.00	380.00 - 400.00	400.00 - 400.00
Imported	180.00 - 200.00	200.00 - 240.00	200.00 - 220.00	200.00 - 200.00	200.00 - 240.00	190.00 - 200.00	200.00 - 200.00	180.00 - 200.00	200.00 - 200.00
<u>Pulses</u>									
Green Gram	1300.00 - 1400.00	1300.00 - 1400.00	1400.00 - 1400.00	1400.00 - 1400.00	1300.00 - 1300.00	1400.00 - 1400.00	1300.00 - 1400.00	1300.00 - 1400.00	1300.00 - 1400.00
Cowpea (White)	1000.00 - 1100.00	1100.00 - 1200.00	1100.00 - 1200.00	1000.00 - 1200.00	1100.00 - 1200.00	1000.00 - 1000.00	1000.00 - 1200.00	1100.00 - 1200.00	1200.00 - 1200.00
Cowpea (Red)	1000.00 - 1000.00	1100.00 - 1200.00	1100.00 - 1200.00	1000.00 - 1200.00	1100.00 - 1200.00	1100.00 - 1100.00	1000.00 - 1100.00	1200.00 - 1200.00	1200.00 - 1200.00
Red Dhal	320.00 - 340.00	320.00 - 340.00	320.00 - 320.00	340.00 - 340.00	320.00 - 360.00	330.00 - 360.00	320.00 - 340.00	320.00 - 340.00	360.00 - 360.00

Annex 02 - Colombo Markets: Retail Prices of Vegetables (Rs/kg) and Coconut (Rs/nut)

Week 14: 29 March- 04 April 2024

29

CROP	PELIYAGODA	MAHARAGAMA	KIRULAPONE	NUGEGODA	NARAHENPITA	DEMATAGODA	THOTALANGA	KADAWATHA	KIRIBATHGODA
<i>Vegetable</i>									
Beans	160.00 - 200.00	320.00 - 320.00	260.00 - 320.00	240.00 - 320.00	200.00 - 240.00	240.00 - 260.00	180.00 - 200.00	240.00 - 260.00	240.00 - 260.00
Carrot	260.00 - 460.00	420.00 - 460.00	400.00 - 420.00	260.00 - 340.00	350.00 - 400.00	400.00 - 420.00	320.00 - 360.00	240.00 - 320.00	400.00 - 420.00
Leeks	220.00 - 360.00	320.00 - 400.00	320.00 - 400.00	240.00 - 360.00	240.00 - 260.00	320.00 - 360.00	240.00 - 260.00	280.00 - 320.00	320.00 - 340.00
Beetroot	200.00 - 280.00	320.00 - 400.00	320.00 - 400.00	320.00 - 400.00	260.00 - 360.00	320.00 - 340.00	220.00 - 260.00	320.00 - 360.00	320.00 - 340.00
Knolkhol	100.00 - 160.00	240.00 - 320.00	220.00 - 280.00	240.00 - 320.00	180.00 - 220.00	240.00 - 260.00	160.00 - 200.00	240.00 - 260.00	200.00 - 240.00
Raddish	100.00 - 120.00	200.00 - 240.00	160.00 - 240.00	180.00 - 240.00	220.00 - 240.00	200.00 - 220.00	100.00 - 140.00	200.00 - 210.00	120.00 - 140.00
Cabbage	280.00 - 350.00	420.00 - 420.00	400.00 - 420.00	240.00 - 400.00	260.00 - 340.00	320.00 - 340.00	220.00 - 240.00	320.00 - 400.00	400.00 - 420.00
Tomato	160.00 - 180.00	340.00 - 360.00	240.00 - 320.00	280.00 - 360.00	200.00 - 260.00	240.00 - 260.00	160.00 - 180.00	240.00 - 260.00	320.00 - 340.00
Ladies Fingers	100.00 - 140.00	300.00 - 320.00	200.00 - 280.00	240.00 - 320.00	200.00 - 220.00	240.00 - 260.00	160.00 - 180.00	240.00 - 260.00	160.00 - 180.00
Brinjal	200.00 - 260.00	300.00 - 400.00	320.00 - 400.00	360.00 - 400.00	240.00 - 260.00	260.00 - 280.00	240.00 - 260.00	320.00 - 340.00	320.00 - 340.00
Capsicum	350.00 - 400.00	760.00 - 760.00	520.00 - 600.00	460.00 - 600.00	440.00 - 540.00	540.00 - 600.00	540.00 - 560.00	350.00 - 430.00	740.00 - 760.00
Pumpkin	180.00 - 220.00	220.00 - 320.00	260.00 - 320.00	320.00 - 320.00	240.00 - 260.00	260.00 - 280.00	220.00 - 260.00	300.00 - 320.00	320.00 - 320.00
Cucumber	80.00 - 110.00	180.00 - 240.00	160.00 - 240.00	180.00 - 240.00	80.00 - 140.00	160.00 - 180.00	120.00 - 160.00	160.00 - 240.00	120.00 - 160.00
Bitter Gourd	200.00 - 260.00	320.00 - 400.00	320.00 - 400.00	320.00 - 400.00	240.00 - 280.00	320.00 - 340.00	160.00 - 180.00	300.00 - 320.00	320.00 - 360.00
Snake Gourd	200.00 - 260.00	320.00 - 320.00	280.00 - 400.00	360.00 - 400.00	260.00 - 280.00	200.00 - 260.00	240.00 - 260.00	240.00 - 340.00	220.00 - 260.00
Drumstick	450.00 - 540.00	800.00 - 800.00	420.00 - 480.00	400.00 - 600.00	340.00 - 360.00	520.00 - 540.00	400.00 - 460.00	460.00 - 500.00	540.00 - 560.00
Luffa	160.00 - 220.00	300.00 - 320.00	280.00 - 340.00	240.00 - 340.00	260.00 - 280.00	200.00 - 220.00	240.00 - 260.00	240.00 - 340.00	160.00 - 200.00
Long Beans	150.00 - 220.00	240.00 - 320.00	220.00 - 320.00	240.00 - 320.00	160.00 - 260.00	160.00 - 180.00	160.00 - 180.00	200.00 - 260.00	140.00 - 160.00
Ash Plantain	260.00 - 280.00	320.00 - 360.00	320.00 - 360.00	240.00 - 360.00	240.00 - 280.00	260.00 - 280.00	220.00 - 240.00	240.00 - 260.00	240.00 - 320.00
Green Chillies	240.00 - 280.00	360.00 - 400.00	400.00 - 420.00	400.00 - 420.00	400.00 - 420.00	340.00 - 360.00	200.00 - 220.00	360.00 - 400.00	320.00 - 400.00
Lime	440.00 - 460.00	480.00 - 600.00	560.00 - 600.00	600.00 - 600.00	500.00 - 560.00	540.00 - 600.00	500.00 - 560.00	500.00 - 600.00	560.00 - 600.00
<i>Root Crops</i>									
Sweet Potato	260.00 - 300.00	340.00 - 360.00	320.00 - 340.00	320.00 - 340.00	320.00 - 340.00	300.00 - 320.00	200.00 - 240.00	200.00 - 240.00	260.00 - 320.00
Manioc	150.00 - 180.00	230.00 - 240.00	240.00 - 260.00	240.00 - 260.00	220.00 - 260.00	260.00 - 260.00	160.00 - 180.00	260.00 - 260.00	200.00 - 220.00
<i>Leafy Vegetable</i>									
Mukunuwenna	40.00 - 40.00	60.00 - 60.00	70.00 - 70.00	80.00 - 80.00	70.00 - 80.00	80.00 - 80.00	60.00 - 60.00	80.00 - 80.00	80.00 - 80.00
Kankun	40.00 - 40.00	60.00 - 60.00	70.00 - 70.00	80.00 - 80.00	70.00 - 80.00	80.00 - 80.00	60.00 - 60.00	80.00 - 80.00	80.00 - 80.00
Gotukola	100.00 - 100.00	100.00 - 100.00	100.00 - 100.00	100.00 - 100.00	100.00 - 100.00	100.00 - 100.00	80.00 - 80.00	100.00 - 100.00	100.00 - 100.00
<i>Coconut</i>									
Large	100.00 - 100.00	120.00 - 130.00	120.00 - 130.00	115.00 - 120.00	120.00 - 120.00	120.00 - 120.00	100.00 - 100.00	110.00 - 120.00	120.00 - 120.00
Small	90.00 - 95.00	95.00 - 100.00	90.00 - 100.00	95.00 - 100.00	95.00 - 100.00	90.00 - 90.00	90.00 - 95.00	90.00 - 100.00	90.00 - 95.00

Annex 03 - Colombo Markets: Retail Prices of Fruits (Rs/fruit)

Week 14: 29 March- 04 April 2024

30

CROP	PELIYAGODA	MAHARAGAMA	KIRULAPONE	NUGEGODA	NARAHENPITA	DEMATAGODA	THOTALANGA	KADAWATHA	KIRIBATHGODA
<i>Plantain</i>									
Ambul (Rs/Kg)	220.00 - 250.00	260.00 - 260.00	260.00 - 280.00	240.00 - 240.00	220.00 - 280.00	180.00 - 200.00	180.00 - 180.00	230.00 - 230.00	220.00 - 230.00
Kolikuttu (Rs/Kg)	400.00 - 480.00	450.00 - 450.00	400.00 - 500.00	440.00 - 450.00	450.00 - 450.00	450.00 - 470.00	450.00 - 450.00	520.00 - 530.00	480.00 - 480.00
Seeni (Rs/Kg)	200.00 - 250.00	250.00 - 250.00	260.00 - 280.00	240.00 - 240.00	200.00 - 230.00	180.00 - 200.00	200.00 - 200.00	230.00 - 230.00	200.00 - 200.00
Anamalu	37.00 - 40.00	30.00 - 30.00	30.00 - 35.00	28.00 - 32.00	30.00 - 35.00	-	-	-	35.00 - 37.00
Ambun	48.00 - 54.00	40.00 - 40.00	40.00 - 45.00	38.00 - 42.00	40.00 - 45.00	-	-	-	47.00 - 50.00
<i>Pineapple</i>									
Large	730.00 - 750.00	730.00 - 730.00	700.00 - 780.00	700.00 - 730.00	-	-	-	-	-
Medium	560.00 - 580.00	650.00 - 680.00	630.00 - 650.00	630.00 - 650.00	650.00 - 650.00	600.00 - 620.00	-	600.00 - 650.00	650.00 - 650.00
Small	460.00 - 480.00	600.00 - 600.00	600.00 - 600.00	580.00 - 600.00	500.00 - 550.00	-	-	-	500.00 - 500.00
<i>Mango</i>									
Betti	-	-	-	-	-	-	-	-	-
Karthakolomban	240.00 - 270.00	-	300.00 - 450.00	450.00 - 450.00	320.00 - 400.00	-	-	-	-
Vilad	80.00 - 90.00	-	-	120.00 - 120.00	140.00 - 160.00	-	-	-	-
Kohu	-	-	-	-	-	-	-	-	-
<i>Other Fruits</i>									
Wood Apple	140.00 - 150.00	180.00 - 180.00	200.00 - 200.00	160.00 - 200.00	150.00 - 170.00	140.00 - 140.00	140.00 - 140.00	-	160.00 - 160.00
Orange	50.00 - 60.00	80.00 - 90.00	120.00 - 140.00	90.00 - 100.00	80.00 - 90.00	70.00 - 70.00	60.00 - 60.00	-	80.00 - 80.00
Avocado	160.00 - 180.00	-	150.00 - 180.00	160.00 - 160.00	160.00 - 165.00	-	-	-	-
Slime Apple	30.00 - 35.00	100.00 - 100.00	100.00 - 100.00	100.00 - 100.00	80.00 - 100.00	80.00 - 80.00	50.00 - 60.00	-	80.00 - 80.00
Grapes (Rs/Kg)	1800.00 - 2000.00	2200.00 - 2200.00	2400.00 - 2600.00	2800.00 - 2800.00	2000.00 - 2100.00	2400.00 - 2400.00	-	2500.00 - 2600.00	2200.00 - 2300.00
Papaw (Rs/Kg)	200.00 - 300.00	260.00 - 300.00	350.00 - 350.00	280.00 - 300.00	280.00 - 350.00	300.00 - 320.00	200.00 - 200.00	280.00 - 300.00	260.00 - 280.00
Passion	100.00 - 120.00	-	180.00 - 200.00	-	140.00 - 150.00	-	-	-	-
King Coconut	250.00 - 270.00	250.00 - 250.00	250.00 - 250.00	220.00 - 230.00	200.00 - 200.00	220.00 - 220.00	220.00 - 220.00	220.00 - 220.00	200.00 - 220.00

Annex 04 - Colombo Markets: Retail Prices of Sea Fish and Dried Fish (Rs/kg)

Week 14: 29 March- 04 April 2024

31

CROP	PELIYAGODA	MAHARAGAMA	KIRULAPONE	NUGEGODA	NARAHENPITA	DEMATAGODA	THOTALANGA	KADAWATHA	KIRIBATHGODA
<i>Sea Fish</i>									
Salaya	400.00 - 420.00	520.00 - 520.00	600.00 - 600.00	600.00 - 600.00	440.00 - 440.00	480.00 - 500.00	400.00 - 500.00	430.00 - 450.00	400.00 - 420.00
Hurulla	750.00 - 800.00	800.00 - 800.00	900.00 - 1000.00	900.00 - 1000.00	760.00 - 760.00	800.00 - 850.00	800.00 - 800.00	750.00 - 780.00	800.00 - 850.00
Balaya	840.00 - 940.00	1000.00 - 1000.00	1000.00 - 1000.00	-	-	1000.00 - 1000.00	-	-	1000.00 - 1000.00
Kelawalla	1300.00 - 1400.00	2400.00 - 2400.00	1700.00 - 1750.00	2000.00 - 2200.00	2200.00 - 2200.00	1200.00 - 1400.00	1800.00 - 2000.00	1800.00 - 2000.00	2000.00 - 2000.00
Thora	2000.00 - 2400.00	2800.00 - 2800.00	3200.00 - 3600.00	3000.00 - 3200.00	-	2800.00 - 2800.00	2600.00 - 2800.00	2800.00 - 2800.00	2800.00 - 2800.00
Paraw	1550.00 - 1600.00	2000.00 - 2000.00	1600.00 - 1800.00	2200.00 - 2200.00	1960.00 - 1960.00	1800.00 - 1800.00	2000.00 - 2000.00	2000.00 - 2000.00	2000.00 - 2000.00
Mora	-	-	-	-	-	-	-	-	-
Shrimps Small	2400.00 - 2650.00	2300.00 - 2400.00	2400.00 - 2600.00	2400.00 - 2400.00	1800.00 - 1800.00	1800.00 - 2000.00	2000.00 - 2000.00	2000.00 - 2000.00	2000.00 - 2000.00
Talopath	2000.00 - 2200.00	2600.00 - 2800.00	2400.00 - 2600.00	2600.00 - 2800.00	2800.00 - 2800.00	2300.00 - 2400.00	2400.00 - 2500.00	2400.00 - 2400.00	2400.00 - 2400.00
<i>Eggs (Rs/egg)</i>									
Brown	47.00 - 48.00	48.00 - 50.00	50.00 - 52.00	48.00 - 48.00	46.00 - 46.00	50.00 - 51.00	50.00 - 50.00	48.00 - 51.00	48.00 - 50.00
White	43.00 - 44.00	45.00 - 48.00	48.00 - 48.00	46.00 - 47.00	44.00 - 44.00	48.00 - 48.00	48.00 - 48.00	45.00 - 48.00	45.00 - 48.00
<i>Dried Fish</i>									
Sprats	1600.00 - 1800.00	1800.00 - 2000.00	1500.00 - 2000.00	1400.00 - 1600.00	1400.00 - 1400.00	1800.00 - 2000.00	2000.00 - 2000.00	1800.00 - 2000.00	1800.00 - 2000.00
Kattawa	2000.00 - 2200.00	2200.00 - 2200.00	1800.00 - 2000.00	2400.00 - 2400.00	2400.00 - 2400.00	2200.00 - 2400.00	2000.00 - 2000.00	2200.00 - 2400.00	1800.00 - 2000.00
Thora	-	-	-	-	-	-	-	-	-
Mora	2000.00 - 2200.00	2000.00 - 2200.00	2200.00 - 2500.00	2200.00 - 2400.00	2500.00 - 2500.00	2000.00 - 2200.00	2000.00 - 2200.00	2300.00 - 2400.00	2400.00 - 2500.00
Balaya	1400.00 - 1600.00	1400.00 - 1500.00	1400.00 - 1600.00	1500.00 - 1500.00	1500.00 - 1500.00	1800.00 - 1800.00	1400.00 - 1600.00	1600.00 - 1800.00	1600.00 - 1600.00
Anguluwa	1800.00 - 1800.00	2200.00 - 2400.00	-	2400.00 - 2400.00	-	2400.00 - 2400.00	2400.00 - 2400.00	2400.00 - 2400.00	2200.00 - 2600.00
Salaya	600.00 - 800.00	800.00 - 1000.00	900.00 - 1000.00	1000.00 - 1200.00	1200.00 - 1200.00	800.00 - 800.00	800.00 - 1000.00	-	-
<i>Meat</i>									
Beef (without Bones)	-	2400.00 - 2400.00	-	-	2400.00 - 2400.00	-	2400.00 - 2400.00	-	-
Chicken (Broiler)	-	1340.00 - 1350.00	1280.00 - 1300.00	1260.00 - 1300.00	1300.00 - 1300.00	1180.00 - 1180.00	1280.00 - 1300.00	1280.00 - 1280.00	1300.00 - 1360.00
Chicken (Curry)	-	1400.00 - 1400.00	1300.00 - 1300.00	1350.00 - 1400.00	1100.00 - 1100.00	1200.00 - 1200.00	1100.00 - 1150.00	1100.00 - 1100.00	1000.00 - 1000.00
Mutton	-	3200.00 - 3200.00	3200.00 - 3300.00	3200.00 - 3200.00	3400.00 - 3400.00	3400.00 - 3400.00	3200.00 - 3200.00	3200.00 - 3200.00	3400.00 - 3400.00
Pork	-	1500.00 - 1500.00	-	-	-	-	-	1300.00 - 1300.00	1300.00 - 1300.00

Annex 05 : Food Composition of Selected Food Commodities

Commodity	Energy (kcal/100g)	Protein (g/100g)	Total fat (g/100g)	Retinol Eq (µ g/100g)	Vit B2 (mg/100g)	Vit B6 (mg/100g)	Folate (µg/100g)	Vit C (mg/100g)	Calcium (mg/100g)	Magnesium (mg/100g)	Iron (mg/100g)	Zinc (mg/100g)
Rice												
Rice - (white Kekulu - normal)	361	9.88	1.52	-	0.03	0.09	10.67	-	6.94	26.29	1.22	1.5
Rice - (white Kekulu Samba)	355	8.81	1.53	-	0.03	0.09	8.11	-	9.82	30.48	0.92	1.7
Rice - (Red Kekulu - normal)	366	8.64	2.12	-	0.05	0.1	8.39	-	4.73	31.7	0.88	1.84
Rice -Samba	369	6.86	2.45	-	0.05	0.13	12.79	-	8.71	37.26	1.18	1.49
Rice - Nadu White	366	7.76	1.48	-	0.03	0.12	9.35	-	4.57	20.1	0.64	1.61
Dried chilies												
	233	12.68	6.41	437	0.84	0.42	46.83	NA	107	231	5.39	1.65
Onion												
Big onions	48	1.67	0.24	0.16	0.01	0.1	32.99	7.58	14.82	16.94	0.45	0.25
Red onions	55	2.13	0.15	0.18	0.02	0.13	30.15	14.26	20.37	19.32	0.31	0.28
Potatoes												
	71	1.67	0.25		0.01	0.09	14.31	20.5	9.83	23.84	0.46	0.29
Pulses												
Green gram	290	21.97	0.93	19.5	0.28	0.33	135	NA	98.96	146	4.15	2.86
White cowpea	320	21.25	1.14	1.36	0.09	0.26	249	NA	84.1	213	5.04	3.57
Red cowpea	320	20.24	1.08	0.96	0.11	0.27	273	NA	81.83	194	4.95	3.4
Red Dhal	319	23.09	0.77	1.06	1.6	0.22	55	NA	41.27	66.63	7.45	3.34
Vegetables												
Beans	46	3.95	0.15	6.64	0.1	0.3	45.2	7.02	35.68	45.56	0.7	0.59
Carrot	30	0.85	0.45	1240	0.03	0.1	24.71	5.93	27.65	11.7	0.59	0.25
Leeks	30	1.74	0.49	18.56	0.02	0.19	42.63	4.65	29.28	11.77	1.49	0.43
Beetroot	31	2.12	0.15	1.52	0.01	0.09	108	4.51	20.29	34.88	0.77	0.29
Knolkhol	16	1.69	0.34		0.05	0.19	12.7	77.64	40.09	19.35	0.23	0.18
Radish	29	0.75	0.11		0.02	0.09	18.09	12.13	35.64	13.56	0.38	0.16
Cabbage	21	1.35	0.14	3.35	0.05	0.14	52.66	29.62	56.85	18.47	0.33	0.16

Tomatoes	20	0.88	0.56	165	0.03	0.09	20.16	25.58	9.69	14.93	0.31	0.12
Ladies fingers	26	2.06	0.19	12.41	0.08	0.28	70.62	24.48	92.26	55.23	0.96	0.44
Brinjal (Pandora Striped)	29	1.49	0.31	23	0.12	0.09	30.99	1.49	18.95	18	0.32	0.19
Brinjal (Chinese eggplant)	24	1.28	0.33	16.83	0.12	0.11	32.94	3.37	14.4	21.18	0.28	0.16
Capsicum	23	1.22	0.34	38.96	0.03	0.29	28.65	49.63	12.65	11.21	0.21	0.31
Pumpkin (Common)	31	0.86	0.3	30.41	0.02	0.09	17.72	8.73	18.75	9.93	0.49	0.25
Cucumber	19	0.98	0.24	0.58	0.01	0.08	19.66	4.08	22.1	18.22	0.67	0.21
Bitter gourd	19	1.47	0.23	55.08	0.05	0.06	53.1	46.89	25.19	35.81	1.75	0.26
Snake gourd (Dark green)	11	0.82	0.25	10.41	0.03	0.12	18.09	3.54	26.83	25.84	0.41	0.11
Snake gourd (Pale green)	11	0.89	0.25	5.14	0.03	0.07	16.52	2.85	27.11	21.77	0.47	0.2
Drumstick	30	2.48	0.12	3.13	0.06	0.12	60.48	92.33	22.27	28.51	0.5	0.26
Watakolu	12	0.86	0.15	59.33	0.01	0.07	25.48	6.41	14.67	14.01	4.42	0.45
Long beans	24	3.36	0.3	-	0.06	0.11	99.98	8.93	44.22	33.17	1.01	0.08
Ash Plantain	76	2.84	0.56	0.06	0.02	0.07	6.82	4.49	5.19	22.55	0.39	0.21
Green chillies	39	2.28	0.76	38.16	0.08	0.25	21.29	98.61	20.25	36.91	1.25	0.29
Limes	26	0.66	0.26	0.36	0.01	0.05	12.1	38.05	26	15.25	0.12	0.05
Kekiri	17	1.01	0.25	0.76	0.01	0.07	17.34	8.07	25.72	26.2	0.63	0.22
Ash pumpkin (Ash guord)	18	0.8	0.15		0.01	0.15	14.17	9.14	19.27	23.62	0.48	0.13
Cho-Cho	19	0.58	0.12	0.3	0.04	0.07	63.81	23.76	20.55	13.02	0.49	0.12
Thalana batu (Little prince)	21	1.28	0.39	24.33	0.12	0.09	38.63	2.4	12.38	19.62	0.31	0.22
Thalana batu (Thai eggplant)	21	1.45	0.26	18.33	0.11	0.09	31.18	2.71	17.24	37.22	0.37	0.24
Thibbatu	61	1.66	1.96	15.89	0.03	1.02	72.39	10.8	105	57.46	1.06	0.59
Kohila yams	27	0.64	0.16	1.72	0.01	0.14	4.64	1.67	52.33	33.95	0.61	1.62
Kehel muwa	19	1.36	0.63	4.27	0.02	0.12	40.51	8.16	35.09	31.43	0.38	0.39
Ambaralla	37	0.73	0.44	3.36	0.01	0.1	44.49	35.51	20.7	9.28	0.7	0.12
Mango	50	0.75	0.09	14.5	0.02	0.14	34.89	91.63	28.56	17.74	0.5	0.09
Mushroom	27	2.54	0.42	-	0.15	0.13	7.81	11.56	0.9	14.42	1.32	0.79
Dambala	21	1.84	0.2	38.74	0.08	0.4	33.69	19.82	68.24	31.38	1.2	0.44
Coconuts nuts	390	3.67	39.92	-	0.05	0.11	14.86	-				

Root Crop												
Sweet potato	108	1.27	0.33	NA	0.04	0.09	14.44	22.2	28.93	21.05	0.51	0.14
Manioc	78	0.92	0.19	NA	0.07	0.2	0.1	1.95	25.31	19.08	19.78	23.73
Nelum ala/Lotus root	79	1.94	0.93	NA	0.05	0.19	26.49	26.63	37.71	26.58	3.34	0.35
Kiriala	87	3.96	0.15	1.19	0.03	0.16	20.17	2.71	30.79	41.52	0.6	0.42
Iniala	103	3.2	0.3	33.14	0.01	0.22	22.19	13.03	40.99	28.98	1.31	0.29
Leafy Vegetables												
Mukunuwanna	28	3.15	0.55	92.25	0.09	0.27	96.14	3.24	135	45.38	1.7	1.03
Gotukola	15	0.64	0.47	226	0.07	0.23	70.11	6.74	96.31	41.42	1.25	0.66
Kankun	15	0.47	0.37	1614	0.08	0.4	33.69	19.82	49.21	18.35	1.32	0.44
Kathurumurunga	70	8.01	1.35	2097	0.33	0.22	120	121	901	96.64	4.36	0.53
Nivithi	22	2.2	0.47	959	0.06	0.11	74.05	10.26	163	61.37	1.49	0.67
Thampala	32	3.55	0.72	1474	0.21	0.22	74.27	82	258	209	3.5	1.4
Sarana	20	2.42	0.21	1149	0.03	0.13	58.54	9.89	59.57	42.93	0.13	0.75
Kohila leaves	33	4.1	0.83	300	0.02	0.17	56.76	5.56	19.5	20.32	0.25	0.3
Onion leaves	27	2.01	0.26	NA	0.04	0.18	56.8	23.38	35.21	74.95	3.15	0.77
Cabbage leaves	30	3.63	0.27	8.66	0.05	0.24	63.46	40.76	170	18.47	2.67	0.35
Salad leaves	19	1.05	0.24	NA	0.1	0.06	37.48	11.64	58.23	36.89	2.07	0.27
Cauliflower	23	2.09	0.48	0.14	0.06	0.11	46.67	50.17	22.44	18.52	0.76	0.27
Jackfruit pods	25	2.14	0.34	NA	0.03	0.04	30.7	24.77	37.32	26.08	0.3	0.17
Jackfruit seeds	77	5.66	0.44	NA	0.02	0.08	58.91	15.24	40.87	50.14	0.52	0.42
Meat												
Chicken	176	23.14	9.24	6.88	0.07	0.49	10.09	-	15.06	20.18	0.75	0.64
Beef	160	23.3	7.45	2.15	0.08	0.32	1.93	-	4.8	28.54	2.41	3.31
Mutton	138	20.37	6.23	2.7	0.13	0.28	1.73	-	7.58	19.5	1.62	5.05
Pork	161	18.83	9.5	1.9	0.09	0.28	8.15	-	6.58	8.9	0.79	0.8
Fish												
Balaya	96	21.28	1.12	21.01	0.15	0.12	7.89		6.45	26.02	0.68	0.46
Seer	136	22.28	5.18	81.9	0.07	0.16	15.45		9.85	36.73	0.41	0.74

Shark	95	21.6	0.83	1.11	0.04	0.11	8.57	8.44	32.58	0.41	0.74
Paraw	87	20.02	0.7	1.49	0.02	0.16	6.77	8.17	31.68	0.67	0.41
Thalapath	91	16.04	2.88	12.03	0.1	0.13	78.22	7.64	24.89	0.71	0.67
Kelawalla	109	21.47	2.55	15.95	0.17	0.73	77.39	13.35	33.82	0.68	0.64
Haedaella	87	19.88	0.78	12.18	0.04	0.06	11.7	36.6	53	0.54	0.65
Hurulla	88	17.08	2.18	10.02	0.14	1.66	61.66	103	35.45	1.24	1.05
Karalla / Katuwalla	97	21.8	1.06	1.25	0.02	0.1	14.38	37.06	39.05	0.24	0.42
Kumbala / Angila	101	21.51	1.53	16.34	0.1	0.1	7.13	31.27	37.46	1.46	0.67
Salaya / Sudaya	100	19.5	2.39	15.41	0.18	1.39	60.87	435	42.83	1.4	2.3
Theppli / Telapiya /Korali	83	18.48	1.08	17.14	0.18	0.18	8.29	99.39	24.96	2.84	0.88
Prawns	65	14.85	0.56	1.24	0.03	0.1	15.37	37.81	30.5	0.73	1.1
Crabs	45	10	0.55	8.33	0.14	0.18	13.83	37.81	45.93	0.73	1.1
Cuttle fish	76	16.82	0.93	1.93	0.02	0.04	6.22	8.73	35.46	0.62	1.3
Linna	112	20.3	3.37	15.78	0.23	0.68	59.78				
Coppara	97	22.89	0.56	21.51	0.04	0.12	8.08	7.2	30.08	1.2	0.58
Ray (Maduwa)	97	23.98	0.68	7.55	0.02	0.21	25.59	9.16	24.61	0.74	0.44

Dried Fish

Dried sprats	259	51.16	5.92	12.83	0.25	0.62	438	1178	162	3.06	4.2
Dried keeramin	311	49.6	12.42	12.92	0.13	2.41	144	555	166	2.58	3.19
Dried thalapath	289	54.68	8.04	9.38	0.04	0.43	97.8	62.75	110	1.96	1.45
Dried katta	275	50.04	8.31	2.48	0.03	0.35	80.4	86.55	92.17	1.47	1.16
Dried balaya	282	63.79	3.37	14.32	0.12	1.98	213	83.48	83.45	3.6	1.44
Dried shark / keelan	267	55.03	5.25	10.31	0.04	0.32	187	42.24	92.94	1.48	0.66

Eggs

Hen eggs (Country)	170	13.14	13	208	0.08	0.18	54.6	50.14	11.04	1.64	1.12
Hen eggs (Table)	135	13.55	9.03	200	0.19	0.19	49.46	63.3	12	2.39	1.73
Quail eggs	153	12.39	11.46	153	0.11	0.17	54.86	60.67	11.21	2.55	1.51

Fruits

Banana Embul	109	1.11	1.09	9.68	0.05	0.64	32.98	13.61	9.39	25.67	0.51	0.23
Anamaalu	102	1.04	0.72	16.4	0.04	0.65	21.07	3.66	8.06	27.02	0.51	0.23

Koli kuttu	107	1.38	0.34	8.8	0.03	0.47	18.12	7.71	8.56	38	0.32	0.14
Pineapple	37	0.41	0.17	5.76	0.04	0.12	17.86	39.36	10.37	10.71	0.3	0.09
Papaya	26	0.42	0.16	171	0.11	0.04	54.85	48.62	16.77	8.9	0.23	0.08
Mangoes (Karthakolomban)	79	0.8	0.92	259	0.01	0.1	35.52	17.74	3.12	6.72	0.1	0.08
Mangoes (Vilad)	44	0.76	0.58	146	0.05	0.26	67.6	29.97	16.93	14.79	0.65	0.19
Apple	62	0.29	0.64	0.36	0.02	0.08	3.43	2.9	3.12	6.72	0.1	0.08
Avacado	144	2.95	13.86	2	0.08	0.18	67.17	9.36	28.48	48.14	0.81	0.75
Wood apple	78	3.09	3.62	0.46	0.01	0.14	6.07	13.58	59.15	25.16	0.45	0.32
Orange	46	1.07	0.37	23.44	0.01	0.28	14.46	20.19	31.18	20.36	0.81	0.35
Guava	39	1.53	0.38	19.67	0.01	0.11	25.24	30.88	6.59	12.02	0.53	0.33
Grapes	49	0.95	10.69	3.22	0.04	0.1	7.07	20.51	7.27	6.86	0.28	0.07
Melon	19	0.65	0.16	130	0.02	0.11	6	8.24	4.05	9.76	0.15	0.1

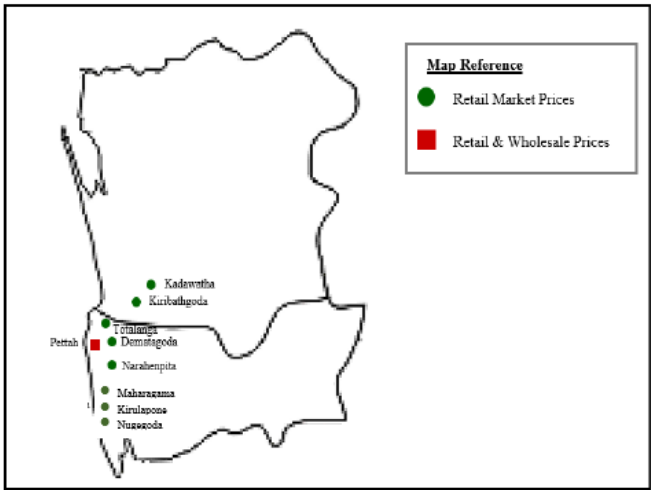
Source: Sri Lanka Food Composition Tables, Ministry of Health - 2021.

Price Collecting Areas



Legend

- Retail Market Prices
- ▲ Wholesale Market Prices
- Retail & Wholesale Prices
- Dedicated Economic Center





HARTI



Ministry of Agriculture

**Food Systems and Market Research Division & Data Management Division
Hector Kobbekaduwa Agrarian Research and Training Institute**

No. 114, Wijerama Mawatha, Colombo 07.

Phone: 011-2696981 Fax: 011-2682283

E-mail: mfpaharti@yahoo.com

Web: www.harti.gov.lk

www.mobitel.lk

දෛනික චිළචිඵ තොග මිල, ජංගම දුරකථනයෙන්

හෙක්ටර් කොච්චෑකඩුව ගොවි කටයුතු පර්යේෂණ හා පුහුණුධර්මේ ආයතනය අනුමුතයෙන්

මොබිටෙල් ජංගම මිල දර්ශනය

ජාතික ජංගම දුරකථන ජාලයෙන්

6666
අමතන්න.

මොබිටෙල් අද මිල - අත දහ

මොබිටෙල් ජංගම දුරකථන ජාලයෙන් චිළචිඵ තොග මිල දර්ශනය.

විකාශිතයාට රු.2/-

විකාශිතයාට රු.2/-