

## RETAIL MARKET AT A GLANCE

### Summary

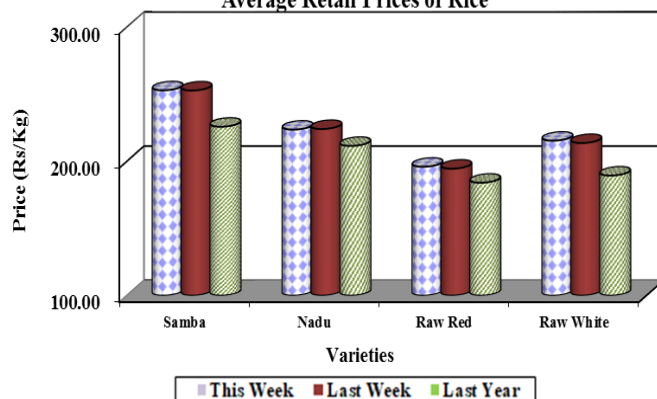
#### Rice



Retail prices of samba I, raw red and raw white rice varieties have increased slightly by less than Rs.2.00/kg compared to the same period of the previous year, retail prices of all the rice varieties have increased with the highest price increase of 40% recorded for keeri samba.

(Page No.01)

Average Retail Prices of Rice



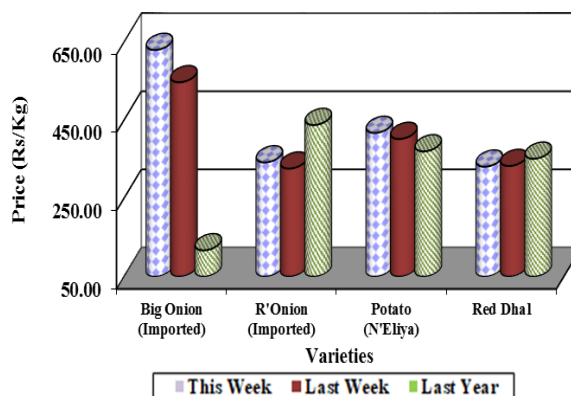
#### Vegetables



Retail prices of most of the vegetable varieties have decreased further due to increased supplies. However, the price of lime has increased by Rs.224.00/kg compared to last week because of limited supplies.

(Page No.04-05)

Average Retail Prices of Other Field Crops



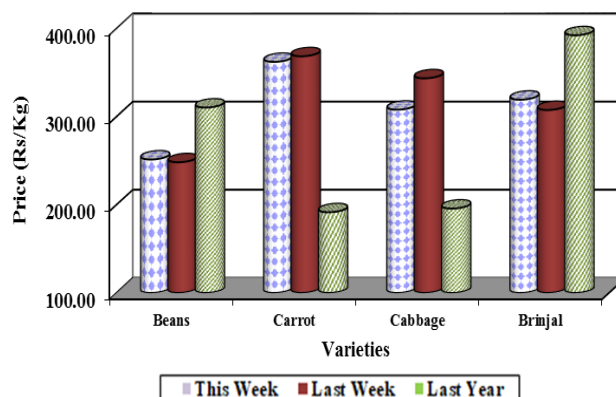
#### Fruits



Prices of all most the varieties of fruits have increased due to increased demand during Ramazan and Sinhala and Hindu festival seasons. The highest price increase was noted for pineapple and kolikuttu banana.

(Page No.05-06)

Average Retail Prices of Vegetables



**Rice**

**Wholesale**

Wholesale prices of most of the rice varieties have not changed significantly compared to the previous week. However, price of raw white has increased by 2% due to decreased supplies.

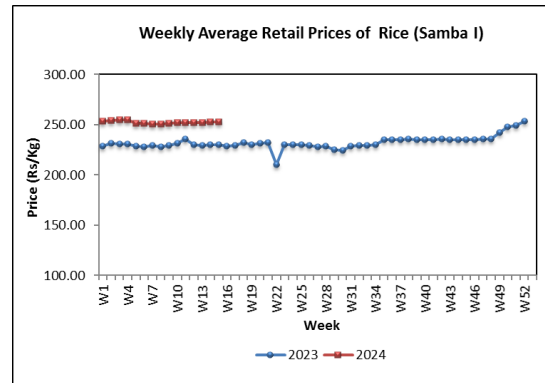
Price ranges of both nadu grade I and II were Rs.205.00-210.00/kg and Rs.195.00-200.00/kg. Imported ponni samba was also available at the market and the price ranged Rs.245.00-255.00/kg.

Compared to the same period of last year, prices of all local rice varieties have increased in the range of 9%-27%. Imported ponni samba has increased by 22%.

**Retail**

Prices of all local rice varieties have not changed significantly. The price of keeri samba and imported samba has decreased by Rs.1.00/kg and Rs.2.00/kg respectively and their prices ranged Rs.350.00-380.00/kg and Rs.260.00-290.00/kg respectively. The price of raw red and raw white has increased by Rs.1.00/kg and Rs.2.00/kg respectively and their prices ranged Rs.180.00-210.00/kg and Rs.200.00-220.00/kg respectively. The price of samba I and nadu I ranged

Rs.230.00-270.00/kg and Rs.215.00-230.00/kg respectively.



Compared to the same period of last year, retail prices of all the rice varieties have increased with the highest price increase of 40% being reported for keeri samba.

**Paddy**

Average price of short grain (samba) paddy has increased by Rs.2.00/kg in Polonnaruwa and Kurunegala areas while the price has decreased by Rs.2.00/kg in Ampara area. Prices for short gain paddy ranged Rs.120.00-135.00/kg in major producing areas. Further, average prices of keeri samba has increased by Rs.5.00/kg and Rs.3.00/kg respectively in Kurunegala and Anuradhapura areas and the price ranged Rs.140.00-158.50/kg in all major producing areas. The average price of long gain white (nadu) has also increased by less than Rs.5.00/kg in all producing areas.

Compared to the same period of last year, the average farm gate paddy prices of all

varieties have increased by 19%-38% in all major producing areas.

### Dried Chilies

#### Wholesale

Price of imported dried chilies has decreased by 3% due to availability of sufficient stocks and the price ranged Rs.600.00-750.00/kg.

Compared to the same period of last year, price of imported dried chilies has decreased by 37% respectively.

#### Retail

The price of imported dried chilies has decreased by Rs.17.00/kg and the price ranged Rs.850.00-1200.00/kg.

Compared to the same period of last year, the current retail prices of dried chilies have decreased by 22%.

### Onion

#### Wholesale

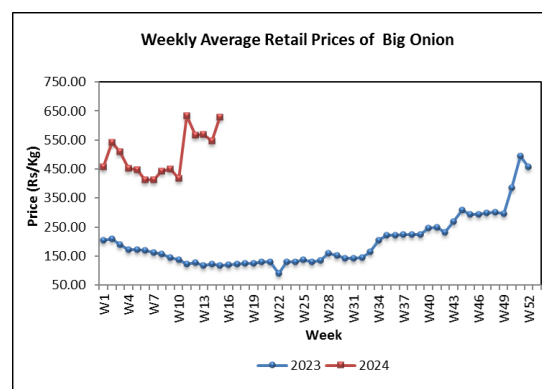
Price of vedalan and imported red onion have decreased by 2% and 4% due to availability of sufficient stocks and the price ranged Rs.260.00-310.00/kg and Rs.220.00-290.00/kg respectively.

Price of imported big onion has decreased by 17% due to low demand at the market and price ranged Rs.280.00-370.00/kg.

Compared to the same period of last year, price of vedalan red onion and imported red onion have decreased by 22% and 25% while the price of imported big onion has increased by 282% due to unavailability of Indian stocks.

#### Retail

The price of both vedalan red onion and imported red onion has increased by Rs.15.00/kg and Rs.16.00/kg respectively and their prices ranged Rs.350.00-480.00/kg and Rs.300.00-400.00/kg respectively. The price of imported big onion has increased by Rs.83.00/kg and the price ranged Rs.500.00-750.00/kg.



Compared to the same period of last year, the price of vedalan and imported red onion have decreased in the range of 18%-22% and imported big onion have increased by 438%.

## Potato

### Wholesale

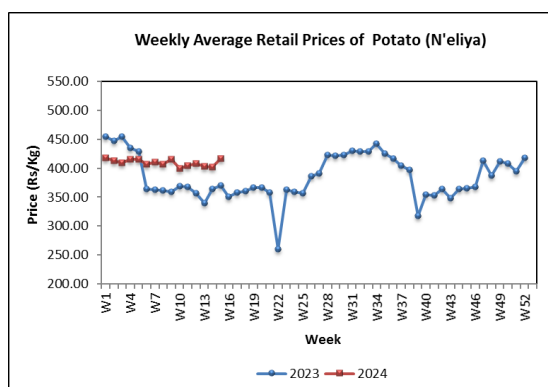
Price of Welimada and Nuwara Eliya potatoes has increased by 2% and 7% due to unavailability of sufficient stocks and the price ranged Rs.210.00-250.00/kg and Rs.250.00-280.00/kg respectively.

Price of imported potato has not changed significantly and the price ranged Rs.130.00-220.00/kg.

Compared to the same period of last year, price of Welimada potato has decreased by 6% while imported potato has increased by 8%.

### Retail

The price of imported potatoes has decreased by Rs.2.00/kg and the price ranged Rs.180.00-240.00/kg. The price of Nuwara Eliya potato has increased by Rs.15.00/kg and the price ranged Rs.380.00-480.00/kg.



Compared to the same period of last year, the current retail price of both Nuwara

Eliya and imported potatoes have increased in the range of 13%-15%.

## Pulses

### Wholesale

Prices of white cowpea and red cowpea have decreased in the range of 4%-7% due to low demand at the market. Price of red dhal has decreased by 1% and the price ranged Rs.280.00-285.00/kg. Price of green gram has not changed significantly and the price ranged Rs.1250.00-1350.00/kg.

Compared to the same period of last year, price of all pulses except white cowpea has decreased in the range of 1%-13% while white cowpea has increased by 8%.

### Retail

Prices of both white and red cowpea have decreased by Rs.5.00/kg and Rs.49.00/kg respectively, in the range of Rs.900.00-1200.00/kg and Rs.900.00-1200.00/kg respectively. The price of red dhal has decreased by Rs.2.00/kg and ranged Rs.310.00-360.00/kg. The price of green gram has increased by Rs.65.00/kg and the price ranged Rs.1300.00-1500.00/kg.

Compared to the same period of last year, the current retail prices of green gram and red dhal have decreased in the range of 6%-

10% and that of white and red cowpea have increased in the range of 3%-8%.

**Vegetable**

**Wholesale**

Overall, prices of most of the vegetables have increased due to increased demand with the commencement of the festival season. Considering up country vegetables, the highest price increase was reported for beans as 51% due to the festive season. Prices of cabbage and knolkhol have increased by 7% and 6% respectively. However, due to increased supply from Nuwara Eliya and Welimada areas prices of carrot and leeks have decreased by 20% and 18% respectively.

Due to decreased supply from Jaffna area price of tomato and capsicum has increased by 28% and 26% respectively.

Considering low country vegetables, the highest price increase was reported for brinjal as 37% due to decreased supply from Embilipitiya and Sooriyawewa areas and increased demand during the festive season.

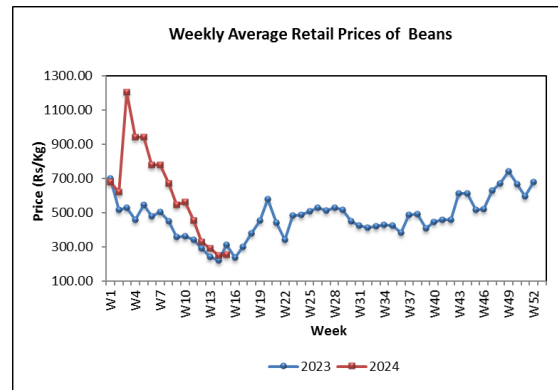
Prices of green chilies have increased by 9% due to increased market demand and the price of lime has increased by 18% due to decreased supply from the Monaragala area.

Compared to the same period of last year, prices of most of the vegetables have decreased and the highest price decrease was reported for ladies fingers as 52%.

**Retail**

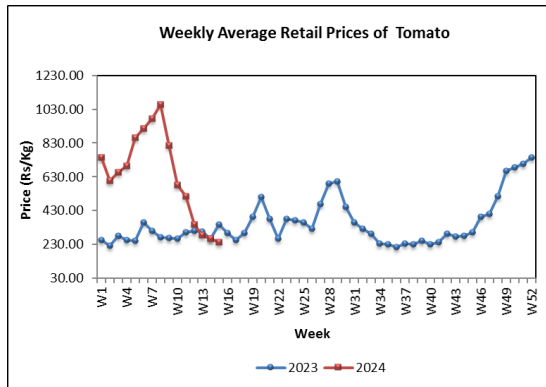
In line with the decreased wholesale price, retail prices of most of the vegetable varieties have also decreased.

Considering up country varieties, the highest price decrease was reported for cabbages Rs.36.00/kg followed by leeks as Rs.18.00/kg. Prices of beetroot, carrot, and raddish have decreased by Rs.11.00/kg, Rs.6.00/kg and Rs.1.00/.



Prices of tomato has decreased by Rs.19.00/kg and that of capsicum has increased by Rs.67.00/kg.

## Weekly Food Commodities Bulletin



Considering low country varieties, the highest price decrease was reported for snake gourd as Rs.28.00/kg followed by pumpkin Rs.23.00/kg. Prices of ladies fingers, ash plantain and bitter gourd have decreased by Rs.15.00/kg, Rs.13.00/kg and Rs.4.00/kg respectively. However, prices of brinjal and luffa have increased by Rs.12.00/kg. Furthermore, prices of drumsticks and long beans have increased by Rs.10.00/kg and Rs.7.00/kg respectively.

Further, prices of lime and green chilies have increased by Rs.224.00/kg and Rs.22.00/kg respectively.

Compared to the same period of last year, prices of most of the varieties have increased and the highest price increase was reported for carrot as 89%.

### Coconut Wholesale

Prices of large and small nuts have decreased by 1% and 6% respectively. Price ranges were Rs.95.00-110.00 for a

large nut and Rs.80.00-85.00 for a small nut.

Compared to the same period of last year, price of a large nut has increased by 5% and the price of a small nut has decreased by 2%.

### Retail

Prices of both large and small nuts have decreased by Rs.6.00/nut. Price ranged Rs.100.00-130.00 for a large nut and Rs.85.00-100.00 for a small nut.

Compared to the same period of last year, prices of large nuts have decreased by 4% while prices of small nuts have decreased by 6%.

### Fruits

#### Wholesale

Prices of most of the fruit varieties have increased due to increased demand with commencement of festive seasons. The highest price increase of 33% was reported for ambul banana while the prices of other banana varieties increased in the range of 12%-27% with high demand. Prices of all the sizes of pineapple have increased in the range of 11%-21% with increased demand and limited availability of sufficient stocks. Further, prices of avocado have increased by 10% with availability of quality stocks. In

addition, prices of vilad mango, papaw and wood apple have increased slightly by 2% and 1% with market demand.

However, prices of passion fruit and slime apple have decreased by 14% due to availability of sufficient stocks. Further, prices of orange and king coconut have decreased by 7% and 4% respectively with low demand due to high prices that prevailed last week. Prices of karthakolomban mango has decreased slightly by 1% and the price of imported grapes has not changed significantly.

Compared to the same period of last year, prices of most of the fruit varieties have increased while the highest price increase of 74% was reported for passion fruit.

### **Retail**

Prices of most of fruit varieties have increased in line with increased wholesale prices. The highest price increase of Rs.172.00/fruit was reported for large sized pineapple due to unavailability of sufficient stocks in the market. Moreover, the prices of small and medium sized pineapple have increased by Rs.57.00/fruit and Rs.82.00/fruit respectively. The price of imported grapes has increased by Rs.111.00/kg.

In addition, the price of ambul, kolikuttu and seeni banana has increased in the range of Rs.5.00-88.00/kg. Moreover, prices of avocado, wood apple and slime apple have increased by Rs.67.00/fruit, Rs.13.00/fruit and Rs.4.00/fruit respectively. Further, the prices of anamalu and ambun banana have increased by Rs.9.00/fruit and Rs.7.00/fruit respectively.

Meanwhile, the highest price decrease of Rs.51.00/fruit was reported for karthakolomban mango due to availability of sufficient stocks in the market. Moreover, the prices of king coconut and passion fruit have decreased by Rs.9.00/fruit and Rs.14.00/fruit. The price of orange has decreased by Rs.3.00/fruit.

Compared to the same period of last year, prices of most of fruit varieties have increased and the highest price increase was reported for passion fruit as 100%.

### **Fresh Fish**

#### **Wholesale**

Wholesale prices of most of the fresh fish types have increased due to decreased supply with festive season. The highest price increase of 36% was noted for salaya due to low supply from Valachchenai, Mannar and Trincomalee areas and the price ranged between Rs.300.00-

420.00/kg. A price increase of 14% was noted for shrimps due to low supply from Jaffna, Kalpitiya and Puttalam areas and the price ranged Rs.1950.00-2300.00/kg. Likewise, a price increase of 7% was noted for thora due to low supply from the Northern areas and the price ranged between Rs.1700.00-2200.00/kg. In addition, price of kelawalla has increased by 5% and prices of thalapath and paraw have increased by 2% respectively.

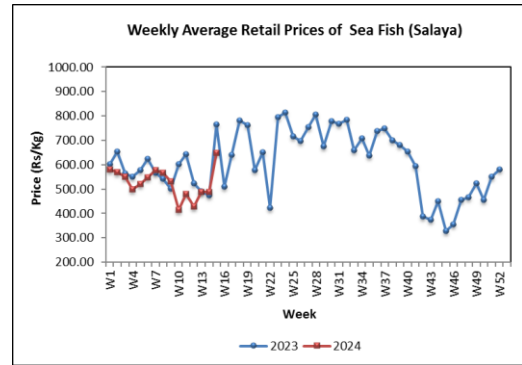
However, a price decrease of 12% was noted for mora due to high supply from Kalmunai and Valachchenai areas and the price ranged between Rs.1100.00-1200.00/kg. Likewise, a price decrease of 6% was noted for hurulla due to high supply from Kalpitiya and Mullaitivu areas and the price ranged between Rs.550.00-650.00/kg.

Compared to the same period of last year, current wholesale prices of most of the fresh fish types have decreased in the range of 1%-43% and the highest price decrease was noted for salaya.

### Retail

In line with increased wholesale prices, retail prices of most types of fresh fish have also increased due to decreased supply. The highest price increase of Rs.209.00/kg was reported for thalapath.

Prices of shrimps, salaya and kelawalla have also increased by Rs.193.00/kg, Rs.160.00/kg and Rs.97.00/kg. The other types of fresh fish have increased in the range of 12%-63%.



However, prices of balaya and hurulla have decreased by Rs.137.00/kg and Rs.2.00/kg respectively due to a slight increase in supply.

Compared to the same period of last year, prices of most of the fresh fish types have decreased in the range of 3%-44% and the highest price decrease was reported for balaya.

### Dried Fish

#### Wholesale

Due to increase of local dried fish supply prices of most of the local and imported dried fish types have decreased. The highest price decrease of 9% was noted for imported sprats due to high supply from Iran and Thailand and the price ranged between Rs.700.00-850.00/kg. A price



decrease of 8% was noted for local salaya due to high supply from Puttalam, Chilaw and Mannar areas and the price ranged between Rs.300.00-450.00/kg. Likewise, a price decrease of 5% was noted for imported kattawa due to high supply from Oman and Indonesia and the price ranged between Rs.1200.00-1300.00/kg. In addition, price of local balaya has decreased by 3% and the price of local maduwa has decreased by 2% respectively.

However, a price increase of 3% was noted for local mora due to low supply from Negombo and Beruwala areas and the price ranged Rs.1700.00-1900/kg. In addition, price of local sprats and imported anguluwa have increased by 1%.

Compared to the same period of last year, current wholesale prices of all dried fish types except local mora have decreased in the range of 2%-44% and the highest price decrease was reported for local salaya.

### **Retail**

In line with decreased wholesale prices, retail prices of most types of dried fish have also decreased due to increased supply. The highest price decrease was reported for imported sprats Rs.62.00/kg followed by Rs.49.00/kg for kattawa and Rs.34.00/kg for balaya.

However, prices of local sprats, anguluwa and mora have increased by Rs.141.00/kg, Rs.37.00/kg and Rs.10.00/kg respectively due to limited supply.

Compared to the same period of last year, prices of most types of dried fish have decreased in the range of 1%-19% and the highest price decrease was reported for salaya.

### **Eggs**

#### **Wholesale**

The price of both brown and white eggs have increased by 4% and 6% respectively and their prices ranged between Rs.45.00-49.00/eggs and Rs.43.00-46.00/egg respectively.

Compared to the same period of last year, price of white egg has decreased by 11%.

#### **Retail**

Prices of both brown and white eggs have decreased by Rs.1.00/egg respectively due to decreased wholesale prices reported last week. Price range Rs.46.50-50.00/egg for brown eggs and average price of a white egg was Rs.46.00/egg.

Compared to the same period of last year, prices of both brown and white eggs have decreased by 12% and 11%.

## **Meat**

### **Retail**

Price of skinless curry chicken has increased by Rs.35.00/kg due to limited supply. Prices of beef and skinless broiler chicken have increased by Rs.33.00/kg and Rs.6.00/kg low production.

However, prices of pork and mutton have decreased by Rs.40.00/kg and Rs.21.00/kg due to low demand.

Compared to the same period of last year, prices of most types of meat have decreased in the range of 8%-25% with the highest price decrease reported for pork.

### **EXPLANATORY NOTE**

The Food Commodities Bulletin is a weekly publication containing information relating to wholesale and retail prices of selected food commodities in nine selected markets in and around Colombo and main markets in the major producing areas.

The information is analyzed and presented as prevailing prices, price ranges, averages, and a comparison of weekly prices. The changes in prices reported are always with price prevailed during the previous week unless otherwise stated.

The frequency of collection of wholesale price information is twice a week (i.e., Tuesday and Friday) while with retail prices, it is thrice a week (i.e., Friday, Monday, and Tuesday).

**Table 01: Selected Markets: Wholesale Price of Rice (Rs/50kg bag)**

Week 15: 05 - 11 April 2024

10

LOCATIONS	Rice Varieties													
	Samba 1		Samba 2		Keeri Samba		Nadu 1		Nadu 2		Raw Red		Raw White	
Colombo	11750	12000	11400	11500	15500	16250	10250	10500	9750	10000	8250	9000	9500	10250
Divulapitiya	-	-	-	-	-	-	-	-	-	-	-	-	-	-
Kurunegala	12650	13000	11250	11350	16000	17500	10600	10750	9600	9850	8750	9000	9250	9550
Nikaweratiya	12500	13000	11250	11250	16000	17000	10850	10900	9300	9650	9250	9500	9250	9400
Badulla	-	-	11000	11250	15500	16000	10600	10750	-	-	7900	8000	9250	9250
Puttalam	13750	13750	11600	12000	-	-	10700	10800	9250	9750	10200	10250	8750	9500
Dambulla	12500	12600	11750	12000	-	-	10600	10700	9750	10000	8750	9000	9400	9500
Anuradhapura	12250	12500	11500	11500	17500	17750	10750	10850	9750	10250	9250	10250	9250	10250
Tambuttegama	-	-	11000	11250	-	-	-	-	9500	9750	-	-	9250	9400
Polonnaruwa	12350	12600	11850	11900	17500	17500	10700	10750	9700	9750	10200	10250	9700	9750
Kalutara	-	-	11500	11650	16250	16500	10250	10250	10000	10100	9000	9150	9900	10000
Ampara	-	-	11500	11500	-	-	11000	11000	-	-	8000	8000	8350	8900
Kandy	11750	12000	11250	11500	16250	16500	10250	10500	9500	9750	8250	8750	9500	9750
Moneragala	12500	12750	11250	11250	17500	17750	10750	10850	-	-	8250	8750	8750	9250
Kegalle	-	-	-	-	-	-	-	-	-	-	-	-	-	-
Dehiattakandiya	-	-	-	-	17250	17250	10250	11000	9000	10000	9750	10250	8900	10250
Hambantota	11750	12000	-	-	-	-	-	-	-	-	7400	7750	9400	9750
Matara	-	-	-	-	-	-	10500	10800	-	-	7750	8250	10000	10250
Galle	12700	13000	-	-	17250	18750	10750	10900	-	-	7500	8500	9250	10000
Meegoda	11850	11850	11400	11500	16000	16000	10500	10500	9500	10000	8000	8500	9250	9500
Tissamaharama	11750	12750	-	-	16250	17750	10250	11000	-	-	7500	7750	9350	9750
Embilipitiya	-	-	11450	11500	15500	15600	10400	10500	-	-	7900	8100	9200	9300
Jaffna	11750	11750	11500	11700	15600	15750	-	-	9000	9750	8250	8500	10000	10250
Vavuniya	11800	11900	11750	11750	16000	16250	10000	10300	9500	9750	8500	8700	9000	9250
Mannar	-	-	-	-	-	-	-	-	-	-	-	-	-	-
Killinochchi	11750	12000	-	-	16000	16250	10000	10250	9000	9250	8250	8500	9750	10000
Mullattivu	-	-	-	-	-	-	-	-	-	-	-	-	-	-
Batticaloa	11850	12000	-	-	16200	16250	10100	10300	9400	9550	8400	9500	10200	10300
Trincomalee	11750	12000	-	-	16000	16250	10000	10250	9500	9750	8600	8750	9900	10100
Galenbindunuwew	11850	12500	11500	11500	17500	17500	10500	10850	9750	9750	9250	10250	9000	9500
Matale	12000	12500	11500	11750	17000	17500	10500	10750	9750	10000	8500	9000	9000	9750

**Table 02: Selected Markets: Retail Price of Rice (Rs/kg)**

Week 15: 05 - 11 April 2024

LOCATIONS	Rice Varieties													
	Samba 1		Samba 2		Keeri Samba		Nadu 1		Nadu 2		Raw Red		Raw White	
Colombo	230.00	260.00	-	-	-	-	220.00	230.00	220.00	220.00	190.00	220.00	210.00	220.00
Gampaha	-	-	-	-	-	-	-	-	-	-	-	-	-	-
Kurunegala	250.00	260.00	240.00	240.00	360.00	360.00	210.00	220.00	200.00	200.00	190.00	200.00	200.00	200.00
Nikaweratiya	270.00	270.00	230.00	230.00	360.00	360.00	220.00	220.00	193.00	200.00	195.00	215.00	190.00	215.00
Dambulla	260.00	265.00	240.00	245.00	360.00	370.00	215.00	218.00	206.00	208.00	180.00	190.00	195.00	200.00
Anuradhapura	250.00	260.00	230.00	235.00	360.00	370.00	220.00	220.00	200.00	210.00	190.00	210.00	190.00	210.00
Thambuththegama	280.00	290.00	230.00	235.00	380.00	390.00	220.00	220.00	198.00	205.00	195.00	210.00	195.00	200.00
Polonnaruwa	253.00	260.00	230.00	240.00	350.00	360.00	218.00	220.00	195.00	200.00	210.00	210.00	195.00	200.00
Kaluthara	250.00	255.00	-	-	350.00	360.00	215.00	220.00	-	-	200.00	205.00	210.00	215.00
Badulla	-	-	230.00	240.00	330.00	340.00	220.00	220.00	-	-	165.00	165.00	195.00	200.00
Keppetipola	260.00	265.00	235.00	240.00	360.00	380.00	217.00	220.00	200.00	205.00	169.00	172.00	196.00	200.00
Moneragala	260.00	260.00	220.00	230.00	360.00	370.00	220.00	220.00	-	-	170.00	180.00	180.00	190.00
Kegalle	270.00	275.00	-	-	390.00	400.00	215.00	220.00	195.00	210.00	210.00	210.00	185.00	210.00
Ampara	270.00	270.00	235.00	240.00	360.00	360.00	220.00	220.00	205.00	215.00	164.00	170.00	180.00	210.00
Dehiattakandiya	260.00	265.00	-	-	350.00	350.00	210.00	225.00	205.00	210.00	200.00	210.00	180.00	210.00
Nuwaraeliya	265.00	280.00	235.00	240.00	340.00	380.00	218.00	220.00	200.00	206.00	171.00	178.00	196.00	200.00
Kandy	250.00	260.00	230.00	235.00	350.00	360.00	215.00	220.00	200.00	205.00	185.00	200.00	195.00	210.00
Puttalam	280.00	290.00	230.00	245.00	-	-	220.00	220.00	190.00	200.00	205.00	212.00	185.00	195.00
Hambantota	240.00	250.00	-	-	350.00	370.00	220.00	230.00	-	-	152.00	160.00	195.00	200.00
Rathnapura	255.00	265.00	-	-	360.00	380.00	215.00	230.00	210.00	213.00	163.00	170.00	195.00	205.00
Matara	250.00	270.00	-	-	350.00	360.00	220.00	220.00	-	-	155.00	175.00	205.00	210.00
Galle	260.00	280.00	-	-	360.00	380.00	220.00	220.00	-	-	160.00	180.00	200.00	210.00
Tissamaharama	240.00	260.00	-	-	330.00	380.00	220.00	225.00	210.00	215.00	152.00	160.00	190.00	200.00
Meegoda (DEC)	-	-	230.00	240.00	330.00	340.00	210.00	220.00	-	-	170.00	180.00	190.00	210.00
Embilipitiya	235.00	250.00	-	-	330.00	340.00	210.00	220.00	200.00	205.00	160.00	170.00	195.00	210.00
Jaffna	245.00	250.00	-	-	330.00	340.00	210.00	215.00	195.00	200.00	175.00	180.00	210.00	215.00
Vavuniya	238.00	240.00	-	-	330.00	340.00	210.00	215.00	205.00	210.00	180.00	186.00	196.00	200.00
Mannar	-	-	-	-	-	-	-	-	-	-	-	-	-	-
Killinochchi	245.00	250.00	-	-	330.00	340.00	210.00	215.00	195.00	200.00	175.00	180.00	210.00	215.00
Mullaittivu	-	-	-	-	-	-	-	-	-	-	-	-	-	-
Batticaloa	245.00	250.00	-	-	335.00	340.00	210.00	215.00	195.00	198.00	175.00	180.00	210.00	214.00
Trincomalee	245.00	250.00	-	-	330.00	340.00	210.00	215.00	203.00	205.00	182.00	185.00	205.00	210.00
Hanguranketha	-	-	230.00	230.00	350.00	365.00	215.00	220.00	198.00	210.00	167.00	180.00	190.00	210.00
Veyangoda	250.00	260.00	230.00	240.00	340.00	350.00	220.00	220.00	196.00	200.00	190.00	200.00	190.00	200.00
Galenbindunuwewa	240.00	260.00	230.00	235.00	360.00	360.00	215.00	220.00	200.00	210.00	190.00	210.00	185.00	195.00
Bandarawela	-	-	-	-	-	-	-	-	-	-	-	-	-	-
Matale	250.00	265.00	235.00	240.00	350.00	360.00	215.00	220.00	200.00	205.00	185.00	190.00	195.00	205.00

**Table 04: Selected Markets: Wholesale Price of Subsidiary Food (Rs/50kg)**

Week 15: 05 - 11 April 2024

LOCATION	Dried Chillies	Red Onion		Big Onion	Potato			Pulses		
	Imported	Imported	Local		Imported	Welimada	Nuwara Eliya	Green Gram	Cowpea	Red Dhal
Colombo	30000 - 37500	11000 - 14500	13000 - 15500	14000 - 18500	6500 - 11000	10500 - 12500	12500 - 14000	62500 - 67500	32500 - 37500	14000 - 14250
Kurunegala	32500 - 35500	14000 - 16000	-	13750 - 31500	7000 - 7500	-	-	60000 - 62500	35000 - 45000	13900 - 16000
Nikaweratiya	32500 - 33500	13000 - 16000	-	22500 - 31000	7250 - 7500	-	-	62500 - 64500	35000 - 45000	14150 - 14400
Dehiattakandiya	42000 - 42500	17000 - 18500	-	17000 - 31500	7500 - 9000	-	-	57500 - 70000	-	14900 - 15500
Dambulla (DEC)	32500 - 33000	12500 - 13500	12500 - 13000	12500 - 13500	6750 - 7000	10000 - 11000	12000 - 12500	55000 - 60000	30000 - 33750	13750 - 14000
Anuradhapura	37500 - 42500	13500 - 16000	-	15000 - 32500	7500 - 9000	-	-	65000 - 67500	35000 - 40000	14500 - 15000
Thambuththegama	31000 - 35000	13500 - 15500	14000 - 16000	13500 - 32500	6900 - 7250	12000 - 13000	-	-	-	14000 - 14750
Polonnaruwa	40000 - 42500	13500 - 15500	-	26500 - 27500	8500 - 10500	-	15500 - 17000	60000 - 65000	34000 - 35000	15000 - 16000
Kaluthara	34000 - 36000	13500 - 13900	-	23000 - 23500	7000 - 7500	-	12750 - 13000	68000 - 69000	37500 - 38000	14250 - 14400
Puttalam	32500 - 39000	-	12500 - 17500	26000 - 30000	8250 - 8500	-	17000 - 18250	62500 - 67500	30000 - 35000	15000 - 15750
Kandy	37500 - 41000	13000 - 13500	14500 - 15000	15000 - 32500	7000 - 7500	11500 - 12000	12500 - 13500	62500 - 65000	37500 - 39000	14250 - 14750
Matara	39000 - 41000	15500 - 16500	-	17500 - 32000	7500 - 8750	-	17500 - 18250	62500 - 69000	37500 - 40000	14750 - 15500
Hambantota	37500 - 42500	14000 - 16500	-	16500 - 32500	7500 - 9000	-	-	57500 - 66000	32500 - 37500	14500 - 15500
Kegalle	30000 - 38000	15500 - 16000	-	30500 - 31000	7500 - 7600	-	15500 - 15650	66500 - 67500	35000 - 35500	14500 - 16000
Galle	36000 - 39000	15000 - 17500	-	30000 - 32500	8000 - 8500	-	16000 - 17000	66000 - 70000	40000 - 41000	14000 - 14750
Tissamaharama	37500 - 42500	15000 - 16500	-	15000 - 32500	8500 - 9250	13000 - 14000	-	57500 - 65000	32500 - 37500	14750 - 16000
Meegoda (DEC)	33000 - 36000	-	-	31500 - 32000	6500 - 7000	11500 - 12500	13000 - 14000	65000 - 66000	32500 - 38500	14200 - 14400
Jaffna	40000 - 40500	13000 - 13250	13000 - 13250	25500 - 26000	9000 - 9250	-	-	66500 - 67000	-	14750 - 15000
Vavuniya	42500 - 43500	12500 - 13000	-	25000 - 27500	7500 - 8250	-	-	67000 - 68000	-	14900 - 15250
Mannar	-	-	-	-	-	-	-	-	-	-
Killinochchi	40000 - 42000	12500 - 13000	18000 - 18500	32000 - 33000	8000 - 9000	-	-	67000 - 68000	-	14500 - 15000
Mullattivu	-	-	-	-	-	-	-	-	-	-
Batticaloa	41000 - 41750	11500 - 12000	15000 - 15500	32500 - 34250	8250 - 8600	-	20000 - 21000	65500 - 66000	40500 - 41250	15000 - 15250
Trincomalee	39000 - 42000	12000 - 13500	-	21250 - 22000	6500 - 7000	-	-	63000 - 64000	-	15500 - 15750
Galenbindunuwewa	37500 - 40000	15000 - 17250	-	15500 - 31500	8000 - 8500	-	-	62500 - 67500	31500 - 39000	14400 - 15000
Matale	35000 - 40000	12500 - 14000	-	15000 - 20000	7500 - 8500	-	-	60000 - 65000	32500 - 35000	14000 - 14500

**Table 05: Selected Markets: Retail Price of Subsidiary Food Crops (Rs/kg)**

Week 15: 05 - 11 April 2024

LOCATIONS	Dried Chillies	Red Onion		Big Onion	Potato			Pulses		
	Imported	Imported	Local		Imported	Welimada	Nuwara Eliya	Green Gram	Cowpea	Red Dhal
Colombo	1100.00 - 1300.00	480.00 - 600.00	-	420.00 - 480.00	180.00 - 220.00	-	400.00 - 440.00	1000.00 - 1400.00	1200.00 - 1400.00	320.00 - 360.00
Gampaha	-	-	-	-	-	-	-	-	-	-
Kurunegala	800.00 - 950.00	340.00 - 400.00	-	570.00 - 660.00	180.00 - 240.00	350.00 - 350.00	400.00 - 400.00	1200.00 - 1500.00	1000.00 - 1200.00	320.00 - 380.00
Nikaweratiya	780.00 - 800.00	300.00 - 360.00	-	550.00 - 680.00	165.00 - 180.00	-	-	1300.00 - 1450.00	850.00 - 1100.00	300.00 - 340.00
Dambulla	780.00 - 850.00	340.00 - 360.00	360.00 - 380.00	380.00 - 400.00	160.00 - 180.00	-	380.00 - 400.00	1350.00 - 1400.00	800.00 - 850.00	300.00 - 305.00
Anuradhapura	800.00 - 900.00	300.00 - 400.00	-	340.00 - 700.00	180.00 - 220.00	-	-	1350.00 - 1450.00	800.00 - 900.00	300.00 - 320.00
Thambuththegama	750.00 - 850.00	350.00 - 380.00	350.00 - 380.00	330.00 - 650.00	170.00 - 185.00	320.00 - 360.00	-	1200.00 - 1400.00	750.00 - 850.00	290.00 - 340.00
Polonnaruwa	900.00 - 960.00	350.00 - 380.00	-	540.00 - 560.00	180.00 - 220.00	320.00 - 350.00	-	1300.00 - 1400.00	780.00 - 800.00	310.00 - 340.00
Kaluthara	880.00 - 940.00	360.00 - 380.00	-	540.00 - 560.00	180.00 - 200.00	-	380.00 - 380.00	1500.00 - 1540.00	860.00 - 900.00	300.00 - 320.00
Badulla	750.00 - 800.00	350.00 - 360.00	-	350.00 - 700.00	200.00 - 200.00	320.00 - 360.00	-	1400.00 - 1450.00	800.00 - 800.00	320.00 - 320.00
Keppetipola	860.00 - 900.00	360.00 - 380.00	-	360.00 - 680.00	160.00 - 180.00	300.00 - 320.00	-	1400.00 - 1450.00	880.00 - 900.00	310.00 - 325.00
Moneragala	780.00 - 800.00	300.00 - 400.00	-	350.00 - 700.00	180.00 - 220.00	350.00 - 350.00	400.00 - 400.00	1200.00 - 1500.00	800.00 - 850.00	300.00 - 320.00
Kegalle	800.00 - 840.00	360.00 - 400.00	-	600.00 - 660.00	200.00 - 220.00	360.00 - 380.00	-	1400.00 - 1400.00	750.00 - 840.00	290.00 - 380.00
Ampara	780.00 - 800.00	300.00 - 380.00	-	350.00 - 680.00	170.00 - 180.00	350.00 - 360.00	-	1260.00 - 1450.00	775.00 - 1120.00	290.00 - 300.00
Dehiattakandiya	880.00 - 990.00	360.00 - 380.00	-	380.00 - 660.00	170.00 - 200.00	-	-	1200.00 - 1500.00	850.00 - 900.00	310.00 - 330.00
Nuwaraeliya	860.00 - 900.00	380.00 - 400.00	-	350.00 - 650.00	170.00 - 190.00	-	340.00 - 350.00	1450.00 - 1500.00	860.00 - 900.00	305.00 - 320.00
Kandy	850.00 - 900.00	360.00 - 400.00	440.00 - 480.00	400.00 - 700.00	180.00 - 200.00	340.00 - 360.00	380.00 - 400.00	1380.00 - 1420.00	950.00 - 1000.00	330.00 - 350.00
Puttalam	800.00 - 900.00	-	400.00 - 440.00	500.00 - 680.00	200.00 - 250.00	-	400.00 - 440.00	1380.00 - 1500.00	900.00 - 950.00	310.00 - 320.00
Rathnapura	900.00 - 1000.00	340.00 - 400.00	-	680.00 - 720.00	190.00 - 200.00	350.00 - 360.00	-	1450.00 - 1600.00	800.00 - 950.00	320.00 - 330.00
Hambantota	800.00 - 900.00	320.00 - 400.00	-	600.00 - 700.00	180.00 - 200.00	-	-	1300.00 - 1400.00	850.00 - 900.00	320.00 - 340.00
Matara	800.00 - 900.00	350.00 - 400.00	-	450.00 - 700.00	190.00 - 200.00	-	380.00 - 420.00	1350.00 - 1450.00	800.00 - 1000.00	310.00 - 330.00
Galle	800.00 - 850.00	300.00 - 400.00	-	650.00 - 680.00	170.00 - 200.00	-	380.00 - 380.00	1400.00 - 1500.00	900.00 - 1000.00	310.00 - 320.00
Tissamaharama	780.00 - 900.00	320.00 - 360.00	-	350.00 - 700.00	180.00 - 200.00	300.00 - 300.00	-	1250.00 - 1400.00	800.00 - 900.00	320.00 - 360.00
Meegoda (DEC)	700.00 - 800.00	-	-	680.00 - 800.00	160.00 - 200.00	350.00 - 360.00	380.00 - 400.00	1340.00 - 1440.00	760.00 - 1040.00	295.00 - 380.00
Embilipitiya	750.00 - 900.00	300.00 - 340.00	350.00 - 400.00	400.00 - 700.00	180.00 - 200.00	300.00 - 360.00	-	1370.00 - 1420.00	780.00 - 900.00	295.00 - 330.00
Jaffna	820.00 - 880.00	-	280.00 - 320.00	550.00 - 600.00	200.00 - 220.00	-	-	1350.00 - 1400.00	-	315.00 - 320.00
Vavuniya	900.00 - 980.00	300.00 - 320.00	400.00 - 420.00	600.00 - 650.00	210.00 - 220.00	-	-	1400.00 - 1450.00	-	310.00 - 316.00
Mannar	-	-	-	-	-	-	-	-	-	-
Killinochchi	860.00 - 880.00	300.00 - 300.00	400.00 - 430.00	700.00 - 750.00	200.00 - 220.00	-	-	1380.00 - 1400.00	-	310.00 - 320.00
Mullaittivu	-	-	-	-	-	-	-	-	-	-
Batticaloa	860.00 - 880.00	300.00 - 300.00	350.00 - 370.00	700.00 - 750.00	200.00 - 220.00	-	450.00 - 460.00	1380.00 - 1400.00	860.00 - 880.00	314.00 - 320.00
Trincomalee	900.00 - 1000.00	-	340.00 - 360.00	560.00 - 600.00	180.00 - 200.00	-	-	1370.00 - 1380.00	-	320.00 - 330.00
Hanguranketha	750.00 - 900.00	300.00 - 340.00	340.00 - 350.00	495.00 - 750.00	170.00 - 200.00	300.00 - 300.00	-	1375.00 - 1450.00	700.00 - 800.00	290.00 - 305.00
Veyangoda	700.00 - 800.00	320.00 - 400.00	-	680.00 - 720.00	160.00 - 240.00	-	400.00 - 400.00	1400.00 - 1400.00	800.00 - 1000.00	300.00 - 320.00
Galenbindunuwewa	800.00 - 850.00	320.00 - 360.00	-	350.00 - 650.00	170.00 - 195.00	-	-	1300.00 - 1400.00	650.00 - 850.00	295.00 - 320.00
Bandarawela	-	-	-	-	-	-	-	-	-	-
Matale	850.00 - 900.00	340.00 - 380.00	-	400.00 - 600.00	180.00 - 220.00	340.00 - 360.00	-	1350.00 - 1400.00	750.00 - 850.00	290.00 - 310.00

**Table 06: Selected Markets: Wholesale Price of Vegetables(Rs/kg)**

Week 15: 05 - 11 April 2024

Locations	Butter Beans	Green Beans	Carrot	Leeks	Beetroot	Knolkhol
Colombo	-	70.00 - 250.00	180.00 - 220.00	100.00 - 150.00	150.00 - 180.00	40.00 - 80.00
Meegoda (DEC)	-	150.00 - 190.00	260.00 - 290.00	160.00 - 200.00	140.00 - 180.00	80.00 - 100.00
Dambulla (DEC)	-	100.00 - 140.00	200.00 - 250.00	120.00 - 150.00	130.00 - 160.00	60.00 - 75.00
Keppetipola (DEC)	-	250.00 - 300.00	200.00 - 250.00	100.00 - 130.00	100.00 - 120.00	40.00 - 50.00
Norochchole (DEC)	-	-	-	-	150.00 - 180.00	-
Nuwara Eliya	-	260.00 - 300.00	260.00 - 270.00	160.00 - 170.00	120.00 - 140.00	50.00 - 70.00
Kandy	-	150.00 - 200.00	250.00 - 280.00	120.00 - 140.00	130.00 - 150.00	60.00 - 80.00
Hambantota	-	150.00 - 200.00	230.00 - 280.00	150.00 - 200.00	180.00 - 220.00	150.00 - 180.00
Thambuththegama (DEC)	-	150.00 - 180.00	250.00 - 280.00	160.00 - 180.00	150.00 - 170.00	40.00 - 70.00
Jaffna	-	160.00 - 170.00	300.00 - 320.00	200.00 - 220.00	200.00 - 220.00	-
Bandarawela	-	-	-	-	-	-
Veyangoda	-	260.00 - 290.00	250.00 - 280.00	150.00 - 170.00	200.00 - 230.00	80.00 - 120.00

Locations	Raddish	Cabbage	Tomato	Ladies Fingers	Brinjal	Capsicum
Colombo	30.00 - 50.00	120.00 - 150.00	80.00 - 180.00	40.00 - 60.00	100.00 - 350.00	200.00 - 450.00
Meegoda (DEC)	40.00 - 70.00	120.00 - 180.00	120.00 - 180.00	70.00 - 100.00	150.00 - 250.00	380.00 - 450.00
Moneragala	50.00 - 70.00	200.00 - 220.00	150.00 - 160.00	80.00 - 100.00	160.00 - 220.00	450.00 - 550.00
Dambulla (DEC)	25.00 - 40.00	130.00 - 150.00	100.00 - 130.00	55.00 - 65.00	140.00 - 160.00	300.00 - 350.00
Keppetipola (DEC)	20.00 - 30.00	100.00 - 110.00	90.00 - 100.00	40.00 - 50.00	200.00 - 220.00	400.00 - 450.00
Norochchole (DEC)	12.00 - 20.00	130.00 - 200.00	80.00 - 100.00	40.00 - 55.00	100.00 - 150.00	300.00 - 400.00
Nuwara Eliya	30.00 - 40.00	140.00 - 150.00	50.00 - 60.00	60.00 - 80.00	220.00 - 240.00	430.00 - 460.00
Kandy	30.00 - 50.00	150.00 - 200.00	150.00 - 160.00	60.00 - 70.00	160.00 - 200.00	400.00 - 450.00
Hambantota	60.00 - 80.00	230.00 - 260.00	120.00 - 180.00	60.00 - 80.00	150.00 - 180.00	420.00 - 500.00
Thambuththegama (DEC)	30.00 - 60.00	150.00 - 180.00	100.00 - 140.00	50.00 - 70.00	100.00 - 150.00	300.00 - 400.00
Tissamaharama	60.00 - 80.00	240.00 - 260.00	150.00 - 180.00	60.00 - 80.00	150.00 - 180.00	450.00 - 500.00
Jaffna	80.00 - 90.00	100.00 - 120.00	40.00 - 50.00	60.00 - 75.00	70.00 - 90.00	255.00 - 270.00
Bandarawela	-	-	-	-	-	-
Veyangoda	40.00 - 80.00	130.00 - 180.00	140.00 - 190.00	70.00 - 100.00	180.00 - 240.00	350.00 - 400.00

Locations	Pumpkin	Cucumber	Bitter Gourd	Snake Gourd	Drumstick	Luffa
Colombo	120.00 - 130.00	30.00 - 80.00	80.00 - 150.00	80.00 - 130.00	200.00 - 400.00	80.00 - 120.00
Meegoda (DEC)	115.00 - 120.00	50.00 - 60.00	160.00 - 180.00	130.00 - 150.00	-	140.00 - 160.00
Moneragala	100.00 - 120.00	60.00 - 80.00	180.00 - 200.00	150.00 - 170.00	300.00 - 320.00	150.00 - 160.00
Dambulla (DEC)	100.00 - 110.00	30.00 - 50.00	100.00 - 130.00	80.00 - 100.00	220.00 - 250.00	120.00 - 130.00
Keppetipola (DEC)	140.00 - 150.00	40.00 - 50.00	120.00 - 130.00	90.00 - 100.00	-	100.00 - 120.00
Norochchole (DEC)	-	20.00 - 30.00	130.00 - 150.00	70.00 - 90.00	200.00 - 250.00	80.00 - 100.00
Nuwara Eliya	150.00 - 160.00	60.00 - 70.00	130.00 - 150.00	90.00 - 100.00	-	130.00 - 140.00
Kandy	120.00 - 140.00	80.00 - 90.00	130.00 - 140.00	100.00 - 120.00	200.00 - 230.00	110.00 - 120.00
Hambantota	120.00 - 160.00	60.00 - 90.00	200.00 - 250.00	120.00 - 160.00	150.00 - 200.00	120.00 - 160.00
Thambuththegama (DEC)	80.00 - 120.00	40.00 - 60.00	90.00 - 130.00	60.00 - 80.00	200.00 - 280.00	100.00 - 130.00
Tissamaharama	150.00 - 160.00	70.00 - 90.00	200.00 - 220.00	140.00 - 160.00	260.00 - 280.00	120.00 - 150.00
Jaffna	110.00 - 130.00	60.00 - 75.00	260.00 - 270.00	80.00 - 100.00	540.00 - 560.00	-
Bandarawela	-	-	-	-	-	-
Veyangoda	120.00 - 130.00	100.00 - 120.00	140.00 - 170.00	90.00 - 120.00	260.00 - 320.00	140.00 - 160.00

**Table 06 (Contd.)**

	<b>Long Beans</b>	<b>Ash Plantain</b>	<b>Green Chillies</b>	<b>Lime</b>	<b>Sweet Potatoe</b>	<b>Manioc</b>
Colombo	50.00 - 120.00	120.00 - 160.00	150.00 - 200.00	330.00 - 500.00	200.00 - 220.00	100.00 - 120.00
Meegoda (DEC)	60.00 - 120.00	130.00 - 150.00	150.00 - 200.00	570.00 - 600.00	180.00 - 200.00	90.00 - 120.00
Moneragala	130.00 - 150.00	100.00 - 120.00	200.00 - 250.00	450.00 - 480.00	180.00 - 200.00	70.00 - 90.00
Dambulla (DEC)	60.00 - 80.00	140.00 - 160.00	160.00 - 200.00	400.00 - 420.00	150.00 - 170.00	80.00 - 90.00
Keppetipola (DEC)	80.00 - 90.00	100.00 - 120.00	150.00 - 160.00	600.00 - 650.00	140.00 - 150.00	110.00 - 130.00
Norochchole (DEC)	50.00 - 70.00	-	120.00 - 140.00	-	-	120.00 - 140.00
Nuwara Eliya	90.00 - 100.00	130.00 - 150.00	180.00 - 200.00	380.00 - 650.00	180.00 - 200.00	120.00 - 130.00
Kandy	100.00 - 120.00	150.00 - 200.00	150.00 - 200.00	450.00 - 480.00	150.00 - 180.00	100.00 - 110.00
Hambantota	130.00 - 160.00	130.00 - 180.00	230.00 - 300.00	700.00 - 800.00	120.00 - 160.00	100.00 - 140.00
Thambuththegama (DEC)	70.00 - 100.00	70.00 - 110.00	100.00 - 170.00	380.00 - 450.00	170.00 - 200.00	80.00 - 100.00
Tissamaharama	160.00 - 180.00	150.00 - 200.00	300.00 - 320.00	400.00 - 450.00	200.00 - 220.00	120.00 - 140.00
Jaffna	130.00 - 150.00	75.00 - 90.00	130.00 - 150.00	200.00 - 220.00	160.00 - 170.00	80.00 - 90.00
Bandarawela	-	-	-	-	-	-
Veyangoda	80.00 - 100.00	160.00 - 220.00	130.00 - 180.00	700.00 - 800.00	180.00 - 200.00	120.00 - 120.00

<b>Locations</b>	<b>Leafy Vegetables (Rs/bundle)</b>			<b>Coconut (Rs/nut)</b>	
	<b>Mukunuwenna</b>	<b>Kankun</b>	<b>Gotukola</b>	<b>Large</b>	<b>Small</b>
Colombo	20.00 - 25.00	20.00 - 25.00	150.00 - 160.00	95.00 - 110.00	80.00 - 85.00
Meegoda (DEC)	50.00 - 60.00	50.00 - 60.00	240.00 - 240.00	105.00 - 110.00	85.00 - 95.00
Norochchole (DEC)	50.00 - 60.00	50.00 - 60.00	120.00 - 130.00	90.00 - 105.00	80.00 - 85.00
Nuwara Eliya	-	-	-	-	-
Dambulla (DEC)	25.00 - 30.00	25.00 - 30.00	120.00 - 125.00	85.00 - 90.00	65.00 - 70.00
Kandy	40.00 - 45.00	50.00 - 55.00	230.00 - 240.00	92.00 - 95.00	65.00 - 75.00
Hambantota	40.00 - 50.00	40.00 - 50.00	210.00 - 240.00	-	-
Thambuththegama (DEC)	30.00 - 40.00	30.00 - 40.00	-	80.00 - 90.00	-
Tissamaharama	30.00 - 35.00	30.00 - 35.00	150.00 - 180.00	90.00 - 110.00	60.00 - 80.00
Jaffna	55.00 - 65.00	40.00 - 45.00	140.00 - 150.00	80.00 - 88.00	50.00 - 55.00
Bandarawela	-	-	-	-	-
Veyangoda	40.00 - 40.00	40.00 - 40.00	-	90.00 - 100.00	-

*Colombo, Meegoda, Norochchole, Jaffna, Dambulla and Kandy - Gotukola Price Rs/Kg*



**Table 07: Selected Markets: Retail Price of Vegetables (Rs/kg)**

Week 15: 05 - 11 April 2024

LOCATIONS	Up Country Varieties																	
	Butter Beans		Green Beans		Carrot		Leeks		Beetroot		Knol Khol		Raddish		Cabbage		Tomato	
Colombo	-		460.00	800.00	700.00	1000.00	380.00	700.00	550.00	900.00	350.00	600.00	220.00	400.00	550.00	800.00	480.00	1000.00
Gampaha	-		-		-		-		-		-		-		-		-	
Kurunegala	-		200.00	320.00	400.00	460.00	300.00	400.00	300.00	400.00	280.00	320.00	220.00	260.00	300.00	400.00	280.00	320.00
Nikaweratiya	-		240.00	320.00	300.00	400.00	280.00	320.00	280.00	320.00	160.00	240.00	160.00	200.00	240.00	320.00	240.00	240.00
Dambulla	-		180.00	220.00	360.00	400.00	280.00	300.00	280.00	320.00	160.00	200.00	100.00	120.00	300.00	360.00	200.00	220.00
Anuradhapura	-		200.00	280.00	360.00	400.00	280.00	320.00	240.00	320.00	-		100.00	160.00	240.00	320.00	180.00	240.00
Thambuththegama	-		260.00	300.00	350.00	400.00	260.00	300.00	220.00	280.00	140.00	180.00	80.00	160.00	240.00	300.00	220.00	280.00
Polonnaruwa	-		350.00	400.00	360.00	410.00	250.00	300.00	280.00	320.00	300.00	350.00	120.00	160.00	240.00	280.00	230.00	260.00
Kaluthara	-		240.00	280.00	300.00	320.00	260.00	300.00	240.00	280.00	160.00	180.00	120.00	150.00	260.00	300.00	240.00	280.00
Badulla	-		200.00	240.00	300.00	320.00	200.00	240.00	200.00	240.00	100.00	140.00	120.00	120.00	240.00	240.00	200.00	240.00
Keppetipola	-		360.00	380.00	340.00	360.00	200.00	220.00	200.00	220.00	100.00	120.00	80.00	100.00	200.00	220.00	180.00	200.00
Moneragala	-		200.00	260.00	320.00	400.00	280.00	320.00	300.00	380.00	-		100.00	120.00	280.00	320.00	160.00	240.00
Kegalle	-		240.00	280.00	440.00	480.00	320.00	360.00	320.00	360.00	200.00	240.00	200.00	240.00	320.00	360.00	240.00	280.00
Ampara	-		280.00	280.00	360.00	400.00	280.00	300.00	280.00	320.00	-		120.00	160.00	280.00	360.00	200.00	280.00
Dehiattakandiya	-		240.00	260.00	320.00	360.00	300.00	340.00	200.00	240.00	160.00	160.00	140.00	160.00	260.00	300.00	240.00	260.00
Nuwaraeliya	-		380.00	420.00	360.00	400.00	260.00	280.00	240.00	260.00	160.00	180.00	100.00	120.00	240.00	260.00	180.00	220.00
Kandy	-		260.00	300.00	450.00	480.00	240.00	260.00	200.00	240.00	160.00	180.00	120.00	140.00	200.00	240.00	260.00	300.00
Puttalam	-		300.00	360.00	400.00	480.00	300.00	400.00	320.00	400.00	200.00	200.00	160.00	200.00	300.00	360.00	240.00	300.00
Hambantota	-		200.00	260.00	320.00	400.00	200.00	240.00	240.00	260.00	180.00	220.00	100.00	130.00	240.00	320.00	160.00	200.00
Rathnapura	-		200.00	220.00	320.00	400.00	200.00	240.00	200.00	260.00	160.00	160.00	80.00	120.00	240.00	280.00	240.00	260.00
Matara	-		200.00	240.00	360.00	400.00	220.00	300.00	240.00	320.00	200.00	240.00	100.00	120.00	280.00	320.00	220.00	260.00
Galle	-		200.00	260.00	300.00	360.00	200.00	240.00	200.00	220.00	-		80.00	120.00	200.00	220.00	200.00	220.00
Tissamaharama	-		240.00	280.00	300.00	360.00	200.00	240.00	240.00	260.00	180.00	220.00	100.00	120.00	280.00	320.00	180.00	200.00
Meegoda (DEC)	-		320.00	400.00	320.00	400.00	240.00	320.00	240.00	320.00	120.00	240.00	120.00	160.00	280.00	360.00	200.00	320.00
Embilipitiya	-		400.00	450.00	400.00	480.00	280.00	320.00	400.00	450.00	200.00	280.00	100.00	120.00	400.00	420.00	200.00	240.00
Jaffna	-		200.00	240.00	350.00	380.00	240.00	270.00	250.00	280.00	-		120.00	140.00	150.00	180.00	80.00	110.00
Vavuniya	-		300.00	340.00	400.00	450.00	340.00	360.00	280.00	300.00	-		180.00	200.00	280.00	300.00	190.00	210.00
Mannar	-		-		-		-		-		-		-		-		-	
Killinochchi	-		300.00	340.00	380.00	420.00	340.00	360.00	260.00	280.00	-		180.00	200.00	250.00	280.00	180.00	220.00
Mullaittivu	-		-		-		-		-		-		-		-		-	
Batticaloa	-		240.00	260.00	380.00	400.00	340.00	360.00	280.00	320.00	280.00	320.00	150.00	160.00	280.00	320.00	200.00	240.00
Trincomalee	-		380.00	420.00	400.00	440.00	320.00	350.00	290.00	320.00	-		200.00	220.00	240.00	260.00	180.00	200.00
Hanguranketha	-		180.00	220.00	290.00	340.00	190.00	220.00	200.00	240.00	100.00	130.00	90.00	110.00	190.00	220.00	160.00	200.00
Veyangoda	-		320.00	340.00	400.00	460.00	280.00	320.00	320.00	360.00	240.00	260.00	160.00	160.00	320.00	400.00	240.00	280.00
Galenbindunuwewa	-		200.00	220.00	360.00	400.00	280.00	320.00	200.00	320.00	140.00	160.00	120.00	160.00	200.00	320.00	180.00	200.00
Bandarawela	-		-		-		-		-		-		-		-		-	
Matale	-		200.00	240.00	360.00	400.00	200.00	240.00	200.00	240.00	140.00	160.00	100.00	120.00	200.00	280.00	200.00	240.00

Table 07 (Contd.)

LOCATIONS	Low Country Varieties																			
	Ladies Fingers		Brinjal		Capsicum		Pumpkin		Cucumber		Bitter Gourd		Snake Gourd		Drumstick		Luffa		Long Beans	
Colombo	250.00 -	420.00	500.00 -	900.00	650.00 -	1000.00	180.00 -	340.00	140.00 -	320.00	350.00 -	700.00	250.00 -	480.00	-	-	300.00 -	600.00	240.00 -	520.00
Gampaha	-	-	-	-	-	-	-	-	-	-	-	-	-	-	-	-	-	-	-	-
Kurunegala	180.00 -	260.00	280.00 -	320.00	600.00 -	700.00	200.00 -	240.00	120.00 -	160.00	300.00 -	340.00	260.00 -	320.00	360.00 -	400.00	280.00 -	300.00	200.00 -	320.00
Nikaweratiya	160.00 -	200.00	200.00 -	240.00	400.00 -	480.00	180.00 -	240.00	120.00 -	160.00	240.00 -	320.00	160.00 -	240.00	240.00 -	320.00	200.00 -	280.00	160.00 -	240.00
Dambulla	140.00 -	160.00	260.00 -	300.00	480.00 -	600.00	180.00 -	220.00	120.00 -	140.00	200.00 -	260.00	220.00 -	260.00	380.00 -	400.00	180.00 -	200.00	140.00 -	160.00
Anuradhapura	140.00 -	160.00	240.00 -	320.00	480.00 -	600.00	200.00 -	240.00	120.00 -	160.00	220.00 -	320.00	160.00 -	240.00	-	-	200.00 -	320.00	200.00 -	240.00
Thambuthhegama	120.00 -	180.00	240.00 -	320.00	480.00 -	600.00	140.00 -	220.00	120.00 -	160.00	200.00 -	280.00	140.00 -	180.00	-	-	200.00 -	240.00	140.00 -	200.00
Polonnaruwa	140.00 -	170.00	240.00 -	300.00	450.00 -	480.00	160.00 -	200.00	160.00 -	220.00	240.00 -	280.00	160.00 -	200.00	-	-	200.00 -	260.00	150.00 -	200.00
Kaluthara	140.00 -	180.00	300.00 -	340.00	620.00 -	660.00	220.00 -	260.00	140.00 -	160.00	280.00 -	320.00	200.00 -	240.00	-	-	220.00 -	240.00	180.00 -	220.00
Badulla	240.00 -	240.00	200.00 -	240.00	450.00 -	600.00	240.00 -	240.00	200.00 -	200.00	320.00 -	320.00	320.00 -	320.00	320.00 -	320.00	320.00 -	320.00	240.00 -	240.00
Keppetipola	120.00 -	140.00	260.00 -	280.00	500.00 -	550.00	220.00 -	240.00	120.00 -	140.00	220.00 -	240.00	180.00 -	200.00	-	-	180.00 -	200.00	160.00 -	180.00
Moneragala	120.00 -	200.00	240.00 -	320.00	520.00 -	600.00	160.00 -	240.00	100.00 -	160.00	300.00 -	320.00	240.00 -	280.00	400.00 -	440.00	240.00 -	320.00	200.00 -	240.00
Kegalle	200.00 -	240.00	320.00 -	360.00	560.00 -	600.00	200.00 -	240.00	120.00 -	160.00	280.00 -	320.00	200.00 -	240.00	440.00 -	480.00	240.00 -	280.00	200.00 -	240.00
Ampara	160.00 -	160.00	200.00 -	280.00	500.00 -	600.00	240.00 -	280.00	160.00 -	160.00	240.00 -	320.00	240.00 -	240.00	400.00 -	400.00	240.00 -	240.00	160.00 -	240.00
Dehiattakandiya	220.00 -	260.00	240.00 -	260.00	460.00 -	500.00	160.00 -	200.00	180.00 -	200.00	220.00 -	260.00	200.00 -	240.00	480.00 -	500.00	220.00 -	240.00	180.00 -	220.00
Nuwaraeliya	140.00 -	150.00	320.00 -	340.00	550.00 -	600.00	250.00 -	280.00	150.00 -	180.00	240.00 -	260.00	180.00 -	200.00	340.00 -	360.00	240.00 -	260.00	180.00 -	200.00
Kandy	120.00 -	140.00	260.00 -	300.00	550.00 -	600.00	200.00 -	240.00	120.00 -	140.00	240.00 -	260.00	160.00 -	180.00	360.00 -	400.00	200.00 -	240.00	180.00 -	200.00
Puttalam	150.00 -	240.00	300.00 -	360.00	600.00 -	700.00	240.00 -	300.00	140.00 -	160.00	240.00 -	300.00	200.00 -	240.00	300.00 -	400.00	240.00 -	320.00	160.00 -	220.00
Rathnapura	100.00 -	120.00	200.00 -	220.00	450.00 -	560.00	240.00 -	280.00	80.00 -	120.00	200.00 -	260.00	150.00 -	160.00	400.00 -	400.00	200.00 -	240.00	160.00 -	220.00
Hambantota	90.00 -	120.00	200.00 -	260.00	480.00 -	580.00	160.00 -	200.00	80.00 -	100.00	280.00 -	320.00	180.00 -	230.00	240.00 -	320.00	160.00 -	200.00	150.00 -	210.00
Matara	140.00 -	160.00	280.00 -	400.00	560.00 -	600.00	180.00 -	200.00	100.00 -	140.00	280.00 -	400.00	200.00 -	260.00	-	-	200.00 -	260.00	160.00 -	240.00
Galle	100.00 -	120.00	220.00 -	240.00	420.00 -	500.00	160.00 -	180.00	80.00 -	120.00	180.00 -	240.00	160.00 -	180.00	300.00 -	300.00	160.00 -	180.00	160.00 -	180.00
Tissamaharama	90.00 -	100.00	200.00 -	260.00	520.00 -	600.00	180.00 -	200.00	90.00 -	100.00	220.00 -	280.00	180.00 -	240.00	280.00 -	300.00	160.00 -	200.00	200.00 -	220.00
Meegoda (DEC)	150.00 -	240.00	360.00 -	480.00	500.00 -	800.00	180.00 -	240.00	100.00 -	160.00	200.00 -	320.00	200.00 -	240.00	-	-	240.00 -	320.00	140.00 -	200.00
Embilipitiya	90.00 -	120.00	350.00 -	400.00	480.00 -	600.00	160.00 -	260.00	100.00 -	140.00	280.00 -	320.00	140.00 -	200.00	320.00 -	400.00	200.00 -	240.00	160.00 -	240.00
Jaffna	100.00 -	120.00	120.00 -	150.00	300.00 -	340.00	140.00 -	170.00	100.00 -	140.00	300.00 -	350.00	120.00 -	140.00	600.00 -	640.00	-	-	180.00 -	200.00
Vavuniya	140.00 -	160.00	190.00 -	240.00	300.00 -	350.00	250.00 -	280.00	120.00 -	140.00	300.00 -	320.00	200.00 -	240.00	700.00 -	850.00	240.00 -	260.00	300.00 -	340.00
Mannar	-	-	-	-	-	-	-	-	-	-	-	-	-	-	-	-	-	-	-	-
Killinochchi	240.00 -	260.00	200.00 -	240.00	400.00 -	440.00	240.00 -	260.00	200.00 -	220.00	400.00 -	440.00	200.00 -	220.00	900.00 -	950.00	-	-	200.00 -	240.00
Mullaittivu	-	-	-	-	-	-	-	-	-	-	-	-	-	-	-	-	-	-	-	-
Batticaloa	160.00 -	200.00	240.00 -	280.00	600.00 -	640.00	250.00 -	280.00	160.00 -	180.00	300.00 -	320.00	200.00 -	240.00	600.00 -	640.00	260.00 -	280.00	120.00 -	160.00
Trincomalee	250.00 -	280.00	240.00 -	260.00	480.00 -	500.00	200.00 -	220.00	200.00 -	220.00	380.00 -	400.00	200.00 -	240.00	600.00 -	650.00	200.00 -	220.00	230.00 -	250.00
Hanguranketha	120.00	150.00	240.00	260.00	470.00	550.00	150.00	180.00	120.00	150.00	190.00	230.00	120.00	150.00	350.00	400.00	130.00	160.00	130.00	160.00
Veyangoda	160.00 -	200.00	300.00 -	340.00	500.00 -	600.00	260.00 -	320.00	160.00 -	200.00	260.00 -	320.00	200.00 -	240.00	-	-	240.00 -	280.00	160.00 -	200.00
Galenbindunuwewa	120.00 -	160.00	200.00 -	240.00	400.00 -	520.00	160.00 -	200.00	100.00 -	160.00	200.00 -	240.00	140.00 -	160.00	-	-	160.00 -	180.00	140.00 -	160.00
Bandarawela	-	-	-	-	-	-	-	-	-	-	-	-	-	-	-	-	-	-	-	-
Matale	120.00 -	140.00	360.00 -	380.00	460.00 -	500.00	200.00 -	240.00	120.00 -	160.00	200.00 -	240.00	160.00 -	200.00	400.00 -	480.00	180.00 -	200.00	160.00 -	200.00

**Table 07 (Contd.)**

LOCATIONS	Low Country Varieties					Leafy Vegetable			Coconut (Rs/nut)	
	Ash Plantain	Green Chillies	Lime	Sweet Potato	Manioc	Mukunuwenna	Kankun	Gotukola	Large	Small
Colombo	320.00 - 500.00	1200.00 - 2400.00	300.00 - 1000.00	150.00 - 320.00	150.00 - 240.00	60.00 - 100.00	60.00 - 100.00	100.00 - 120.00	105.00 - 120.00	85.00 - 100.00
Gampaha	-	-	-	-	-	-	-	-	-	-
Kurunegala	220.00 - 280.00	400.00 - 600.00	500.00 - 700.00	240.00 - 280.00	200.00 - 240.00	50.00 - 50.00	50.00 - 50.00	30.00 - 30.00	100.00 - 110.00	90.00 - 90.00
Nikaweratiya	160.00 - 240.00	320.00 - 400.00	800.00 - 800.00	240.00 - 240.00	150.00 - 160.00	50.00 - 50.00	50.00 - 50.00	60.00 - 60.00	85.00 - 90.00	60.00 - 65.00
Dambulla	280.00 - 340.00	400.00 - 450.00	600.00 - 700.00	280.00 - 300.00	180.00 - 200.00	50.00 - 60.00	50.00 - 60.00	50.00 - 60.00	110.00 - 120.00	80.00 - 85.00
Anuradhapura	240.00 - 320.00	300.00 - 400.00	500.00 - 600.00	240.00 - 320.00	180.00 - 200.00	50.00 - 60.00	50.00 - 60.00	50.00 - 60.00	100.00 - 120.00	70.00 - 90.00
Thambuththegama	180.00 - 220.00	250.00 - 300.00	600.00 - 650.00	220.00 - 250.00	150.00 - 180.00	40.00 - 50.00	40.00 - 50.00	-	90.00 - 110.00	-
Polonnaruwa	240.00 - 260.00	550.00 - 620.00	650.00 - 700.00	230.00 - 300.00	160.00 - 200.00	50.00 - 60.00	50.00 - 50.00	50.00 - 50.00	90.00 - 120.00	75.00 - 85.00
Kaluthara	240.00 - 280.00	280.00 - 320.00	420.00 - 460.00	260.00 - 280.00	140.00 - 180.00	70.00 - 80.00	70.00 - 80.00	80.00 - 100.00	110.00 - 120.00	90.00 - 100.00
Badulla	320.00 - 320.00	400.00 - 450.00	300.00 - 300.00	-	200.00 - 200.00	80.00 - 80.00	80.00 - 80.00	100.00 - 100.00	110.00 - 110.00	85.00 - 95.00
Keppetipola	200.00 - 220.00	250.00 - 300.00	750.00 - 800.00	220.00 - 240.00	190.00 - 200.00	30.00 - 40.00	35.00 - 40.00	30.00 - 35.00	116.00 - 120.00	95.00 - 100.00
Moneragala	140.00 - 200.00	320.00 - 400.00	500.00 - 600.00	240.00 - 260.00	100.00 - 120.00	50.00 - 60.00	50.00 - 60.00	70.00 - 80.00	100.00 - 120.00	70.00 - 90.00
Kegalle	320.00 - 360.00	350.00 - 400.00	700.00 - 800.00	280.00 - 320.00	200.00 - 220.00	70.00 - 80.00	70.00 - 80.00	40.00 - 50.00	110.00 - 120.00	90.00 - 100.00
Ampara	200.00 - 240.00	400.00 - 600.00	400.00 - 400.00	280.00 - 360.00	120.00 - 120.00	60.00 - 70.00	50.00 - 60.00	50.00 - 60.00	110.00 - 110.00	100.00 - 100.00
Dehiattakandiya	200.00 - 240.00	350.00 - 440.00	400.00 - 500.00	200.00 - 240.00	150.00 - 160.00	50.00 - 70.00	50.00 - 70.00	50.00 - 70.00	100.00 - 120.00	80.00 - 90.00
Nuwaraeliya	250.00 - 260.00	300.00 - 350.00	850.00 - 900.00	240.00 - 260.00	200.00 - 220.00	40.00 - 50.00	40.00 - 50.00	35.00 - 40.00	118.00 - 120.00	106.00 - 110.00
Kandy	240.00 - 280.00	400.00 - 450.00	800.00 - 850.00	240.00 - 260.00	200.00 - 240.00	50.00 - 60.00	60.00 - 70.00	40.00 - 50.00	100.00 - 120.00	75.00 - 85.00
Puttalam	180.00 - 280.00	400.00 - 440.00	500.00 - 640.00	280.00 - 320.00	150.00 - 220.00	70.00 - 70.00	70.00 - 70.00	40.00 - 40.00	95.00 - 110.00	85.00 - 90.00
Rathnapura	200.00 - 260.00	380.00 - 450.00	600.00 - 800.00	240.00 - 320.00	140.00 - 180.00	80.00 - 80.00	80.00 - 80.00	100.00 - 100.00	110.00 - 140.00	80.00 - 90.00
Hambanthota	180.00 - 220.00	280.00 - 360.00	800.00 - 1000.00	200.00 - 240.00	150.00 - 200.00	50.00 - 60.00	50.00 - 60.00	80.00 - 90.00	110.00 - 130.00	70.00 - 90.00
Matara	220.00 - 240.00	320.00 - 400.00	800.00 - 1000.00	220.00 - 250.00	200.00 - 240.00	50.00 - 55.00	50.00 - 55.00	90.00 - 100.00	120.00 - 140.00	80.00 - 90.00
Galle	160.00 - 180.00	480.00 - 500.00	600.00 - 800.00	240.00 - 280.00	180.00 - 200.00	60.00 - 70.00	60.00 - 60.00	80.00 - 100.00	120.00 - 140.00	90.00 - 100.00
Tissamaharama	200.00 - 280.00	320.00 - 360.00	530.00 - 680.00	250.00 - 280.00	180.00 - 220.00	40.00 - 50.00	40.00 - 50.00	60.00 - 80.00	100.00 - 120.00	70.00 - 90.00
Meegoda (DEC)	230.00 - 320.00	250.00 - 400.00	900.00 - 1000.00	240.00 - 400.00	120.00 - 150.00	100.00 - 100.00	100.00 - 100.00	100.00 - 120.00	110.00 - 130.00	80.00 - 100.00
Embilipitiya	180.00 - 240.00	400.00 - 600.00	700.00 - 800.00	280.00 - 350.00	150.00 - 170.00	50.00 - 70.00	30.00 - 50.00	60.00 - 100.00	120.00 - 140.00	80.00 - 110.00
Jaffna	120.00 - 150.00	160.00 - 200.00	250.00 - 280.00	200.00 - 240.00	120.00 - 140.00	80.00 - 100.00	50.00 - 60.00	60.00 - 70.00	100.00 - 120.00	60.00 - 70.00
Vavuniya	240.00 - 270.00	200.00 - 220.00	450.00 - 550.00	280.00 - 300.00	240.00 - 260.00	60.00 - 70.00	60.00 - 65.00	60.00 - 70.00	100.00 - 120.00	50.00 - 70.00
Mannar	-	-	-	-	-	-	-	-	-	-
Killinochchi	200.00 - 230.00	200.00 - 230.00	500.00 - 550.00	280.00 - 300.00	200.00 - 220.00	50.00 - 60.00	45.00 - 50.00	45.00 - 55.00	90.00 - 100.00	50.00 - 60.00
Mullaittivu	-	-	-	-	-	-	-	-	-	-
Batticaloa	240.00 - 280.00	300.00 - 320.00	580.00 - 600.00	260.00 - 280.00	160.00 - 180.00	70.00 - 80.00	80.00 - 90.00	60.00 - 70.00	95.00 - 100.00	60.00 - 60.00
Trincomalee	220.00 240.00	220.00 250.00	460.00 500.00	240.00 260.00	180.00 200.00	65.00 70.00	70.00 75.00	60.00 65.00	124.00 130.00	72.00 75.00
Hanguranketha	220.00 - 250.00	400.00 - 600.00	600.00 - 700.00	210.00 - 250.00	130.00 - 160.00	45.00 - 60.00	45.00 - 60.00	45.00 - 60.00	96.00 - 115.00	70.00 - 90.00
Veyangoda	320.00 - 400.00	400.00 - 400.00	900.00 - 1000.00	240.00 - 260.00	180.00 - 200.00	60.00 - 70.00	60.00 - 70.00	30.00 - 30.00	120.00 - 120.00	80.00 - 100.00
Galenbindunuwewa	140.00 - 160.00	300.00 - 400.00	500.00 - 600.00	240.00 - 260.00	120.00 - 160.00	50.00 - 60.00	50.00 - 60.00	50.00 - 60.00	100.00 - 120.00	70.00 - 80.00
Bandarawela	-	-	-	-	-	-	-	-	-	-
Matale	240.00 - 320.00	300.00 - 400.00	600.00 - 700.00	200.00 - 240.00	160.00 - 200.00	50.00 - 60.00	60.00 - 70.00	60.00 - 70.00	100.00 - 110.00	75.00 - 85.00

**Table 08: Selected Markets: Retail Price of Fruits (Rs/each & Rs/kg)**

Week 15: 05 - 11 April 2024

19

LOCATIONS	Banana					Pineapple			Mango	
	Ambul (Rs/kg)	Kolikuttu (Rs/kg)	Seeni (Rs/kg)	Anamalu	Ambun	Large	Medium	Small	Betti	Karthakolomban
Colombo	200.00 - 300.00	450.00 - 550.00	150.00 - 280.00	30.00 - 42.00	35.00 - 56.00	480.00 - 650.00	380.00 - 550.00	280.00 - 450.00	-	66.00 - 200.00
Gampaha	-	-	-	-	-	-	-	-	-	-
Kurunegala	240.00 - 260.00	450.00 - 500.00	200.00 - 220.00	20.00 - 25.00	45.00 - 50.00	750.00 - 800.00	500.00 - 600.00	250.00 - 300.00	100.00 - 100.00	-
Nikaweratiya	250.00 - 300.00	550.00 - 600.00	200.00 - 230.00	-	50.00 - 52.00	800.00 - 950.00	700.00 - 780.00	580.00 - 650.00	-	-
Dambulla	240.00 - 260.00	500.00 - 540.00	200.00 - 260.00	-	58.00 - 60.00	800.00 - 900.00	680.00 - 700.00	400.00 - 450.00	-	250.00 - 280.00
Anuradhapura	200.00 - 250.00	400.00 - 550.00	180.00 - 240.00	28.00 - 35.00	40.00 - 50.00	900.00 - 980.00	700.00 - 840.00	550.00 - 650.00	-	-
Thambuththegama	240.00 - 280.00	500.00 - 600.00	220.00 - 250.00	38.00 - 40.00	48.00 - 50.00	900.00 - 1050.00	720.00 - 900.00	-	-	-
Polonnaruwa	250.00 - 280.00	450.00 - 500.00	150.00 - 180.00	-	35.00 - 40.00	900.00 - 980.00	700.00 - 750.00	600.00 - 650.00	-	-
Kaluthara	200.00 - 240.00	420.00 - 460.00	180.00 - 200.00	38.00 - 42.00	44.00 - 48.00	-	720.00 - 740.00	580.00 - 600.00	-	-
Badulla	200.00 - 250.00	450.00 - 450.00	160.00 - 250.00	20.00 - 22.00	35.00 - 36.00	-	600.00 - 650.00	-	-	-
Keppetipola	240.00 - 250.00	360.00 - 380.00	200.00 - 220.00	27.00 - 30.00	45.00 - 48.00	-	700.00 - 720.00	480.00 - 500.00	-	-
Moneragala	140.00 - 160.00	400.00 - 450.00	120.00 - 140.00	25.00 - 30.00	30.00 - 35.00	990.00 - 1050.00	820.00 - 820.00	-	-	-
Kegalle	220.00 - 240.00	500.00 - 540.00	210.00 - 240.00	20.00 - 25.00	25.00 - 30.00	750.00 - 850.00	500.00 - 650.00	400.00 - 450.00	-	-
Ampara	200.00 - 200.00	480.00 - 480.00	130.00 - 160.00	25.00 - 30.00	31.00 - 38.00	-	-	650.00 - 700.00	-	-
Dehiattakandiya	220.00 - 240.00	450.00 - 550.00	220.00 - 240.00	-	42.00 - 56.00	850.00 - 900.00	650.00 - 740.00	390.00 - 480.00	-	-
Nuwaraeliya	260.00 - 280.00	400.00 - 420.00	240.00 - 260.00	28.00 - 30.00	47.00 - 50.00	-	700.00 - 720.00	540.00 - 560.00	-	-
Kandy	200.00 - 240.00	450.00 - 480.00	180.00 - 200.00	23.00 - 25.00	40.00 - 45.00	950.00 - 1050.00	600.00 - 700.00	350.00 - 400.00	-	-
Puttalam	180.00 - 240.00	450.00 - 550.00	180.00 - 220.00	20.00 - 25.00	-	800.00 - 950.00	-	300.00 - 350.00	-	150.00 - 170.00
Rathnapura	180.00 - 240.00	350.00 - 400.00	180.00 - 240.00	30.00 - 37.00	41.00 - 58.00	-	600.00 - 700.00	450.00 - 550.00	-	200.00 - 300.00
Hambantota	200.00 - 220.00	450.00 - 480.00	180.00 - 200.00	27.00 - 30.00	30.00 - 32.00	950.00 - 1100.00	750.00 - 800.00	450.00 - 520.00	-	-
Matara	200.00 - 220.00	450.00 - 480.00	180.00 - 200.00	26.00 - 28.00	38.00 - 40.00	1000.00 - 1100.00	800.00 - 900.00	450.00 - 560.00	-	150.00 - 180.00
Galle	180.00 - 200.00	380.00 - 480.00	200.00 - 240.00	36.00 - 38.00	38.00 - 40.00	800.00 - 850.00	700.00 - 780.00	-	-	-
Tissamaharama	200.00 - 220.00	450.00 - 500.00	180.00 - 200.00	30.00 - 38.00	33.00 - 40.00	750.00 - 750.00	640.00 - 740.00	450.00 - 500.00	-	180.00 - 220.00
Meegoda (DEC)	200.00 - 240.00	400.00 - 450.00	200.00 - 240.00	43.00 - 50.00	50.00 - 60.00	850.00 - 1020.00	650.00 - 780.00	500.00 - 600.00	-	-
Embilipitiya	140.00 - 160.00	400.00 - 520.00	130.00 - 160.00	25.00 - 35.00	45.00 - 60.00	-	500.00 - 600.00	400.00 - 450.00	100.00 - 120.00	-
Jaffna	150.00 - 200.00	300.00 - 350.00	160.00 - 200.00	-	-	800.00 - 900.00	600.00 - 700.00	450.00 - 550.00	-	180.00 - 200.00
Vavuniya	150.00 - 170.00	300.00 - 340.00	140.00 - 150.00	40.00 - 42.00	30.00 - 36.00	750.00 - 800.00	650.00 - 680.00	450.00 - 500.00	-	-
Mannar	-	-	-	-	-	-	-	-	-	-
Killinochchi	200.00 - 220.00	400.00 - 440.00	180.00 - 200.00	34.00 - 36.00	-	900.00 - 960.00	720.00 - 780.00	600.00 - 650.00	-	200.00 - 250.00
Mullaittivu	-	-	-	-	-	-	-	-	-	-
Batticaloa	170.00 - 200.00	440.00 - 460.00	150.00 - 180.00	38.00 - 40.00	-	840.00 - 850.00	680.00 - 700.00	600.00 - 620.00	-	210.00 - 220.00
Trincomalee	190.00 - 210.00	420.00 - 440.00	174.00 - 180.00	-	-	750.00 - 760.00	550.00 - 560.00	460.00 - 465.00	-	-
Veyangoda	280.00 - 300.00	600.00 - 600.00	230.00 - 250.00	25.00 - 28.00	38.00 - 50.00	950.00 - 1000.00	700.00 - 800.00	500.00 - 600.00	-	200.00 - 300.00
Galenbindunuwewa	150.00 - 180.00	350.00 - 400.00	120.00 - 150.00	30.00 - 35.00	40.00 - 50.00	850.00 - 900.00	750.00 - 800.00	650.00 - 700.00	-	-
Bandarawela	-	-	-	-	-	-	-	-	-	-
Matale	200.00 - 240.00	500.00 - 560.00	180.00 - 220.00	38.00 - 42.00	50.00 - 55.00	900.00 - 980.00	800.00 - 850.00	600.00 - 680.00	-	-

Table 08 (Contd.)

LOCATIONS	Mango		Other Fruits							
	Vilad	Kohu	Papaw (Rs/kg)	Passion	Wood Apple	Orange	Avocado	Slime Apple	Grapes (Rs/kg)	King Coconut
Colombo	-	-	180.00 - 350.00	65.00 - 100.00	40.00 - 120.00	180.00 - 250.00	260.00 - 300.00	50.00 - 120.00	1500.00 - 2500.00	100.00 - 150.00
Gampaha	-	-	-	-	-	-	-	-	-	-
Kurunegala	100.00 - 100.00	60.00 - 80.00	200.00 - 240.00	-	100.00 - 150.00	50.00 - 80.00	100.00 - 150.00	80.00 - 100.00	2000.00 - 2500.00	150.00 - 200.00
Nikaweratiya	-	-	200.00 - 230.00	-	-	50.00 - 70.00	120.00 - 150.00	60.00 - 80.00	2300.00 - 2500.00	100.00 - 120.00
Dambulla	80.00 - 100.00	50.00 - 60.00	260.00 - 280.00	60.00 - 70.00	80.00 - 100.00	80.00 - 100.00	200.00 - 220.00	70.00 - 80.00	2500.00 - 2600.00	150.00 - 160.00
Anuradhapura	-	-	200.00 - 240.00	-	80.00 - 120.00	80.00 - 120.00	140.00 - 150.00	60.00 - 80.00	2300.00 - 3000.00	200.00 - 250.00
Thambuththegama	-	-	150.00 - 220.00	-	-	-	80.00 - 110.00	-	2000.00 - 2300.00	150.00 - 150.00
Polonnaruwa	-	-	260.00 - 280.00	-	-	-	100.00 - 160.00	50.00 - 60.00	2500.00 - 3000.00	140.00 - 160.00
Kaluthara	-	-	240.00 - 260.00	-	140.00 - 160.00	60.00 - 80.00	-	80.00 - 100.00	2500.00 - 2700.00	150.00 - 160.00
Badulla	60.00 - 65.00	-	250.00 - 280.00	-	70.00 - 80.00	50.00 - 60.00	-	30.00 - 35.00	2800.00 - 2800.00	150.00 - 160.00
Keppetipola	-	-	230.00 - 240.00	-	110.00 - 120.00	90.00 - 100.00	80.00 - 90.00	-	2580.00 - 2650.00	140.00 - 150.00
Moneragala	-	-	150.00 - 180.00	-	60.00 - 80.00	50.00 - 60.00	75.00 - 100.00	40.00 - 60.00	2200.00 - 2600.00	100.00 - 120.00
Kegalle	-	-	250.00 - 280.00	-	80.00 - 100.00	80.00 - 100.00	100.00 - 130.00	40.00 - 50.00	2500.00 - 2600.00	130.00 - 150.00
Ampara	-	-	200.00 - 250.00	-	-	40.00 - 60.00	83.00 - 83.00	80.00 - 90.00	2300.00 - 2300.00	160.00 - 160.00
Dehiattakandiya	-	-	230.00 - 250.00	-	-	70.00 - 80.00	80.00 - 80.00	-	2200.00 - 2800.00	120.00 - 150.00
Nuwaraeliya	-	-	250.00 - 260.00	-	120.00 - 140.00	90.00 - 100.00	90.00 - 100.00	-	2600.00 - 2650.00	150.00 - 160.00
Kandy	-	-	240.00 - 250.00	90.00 - 100.00	90.00 - 100.00	50.00 - 60.00	100.00 - 130.00	50.00 - 70.00	2000.00 - 2500.00	150.00 - 160.00
Puttalam	-	-	220.00 - 250.00	-	-	45.00 - 60.00	-	-	-	140.00 - 150.00
Hambantota	-	-	200.00 - 220.00	-	-	60.00 - 100.00	-	50.00 - 70.00	2200.00 - 2500.00	130.00 - 140.00
Rathnapura	100.00 - 120.00	-	150.00 - 220.00	-	80.00 - 100.00	60.00 - 80.00	80.00 - 100.00	70.00 - 100.00	2000.00 - 2500.00	100.00 - 150.00
Matara	50.00 - 70.00	-	200.00 - 220.00	85.00 - 100.00	95.00 - 105.00	80.00 - 100.00	120.00 - 130.00	50.00 - 60.00	2200.00 - 2300.00	160.00 - 180.00
Galle	-	-	250.00 - 320.00	80.00 - 100.00	60.00 - 70.00	80.00 - 100.00	140.00 - 160.00	60.00 - 85.00	2000.00 - 2500.00	120.00 - 150.00
Tissamaharama	68.00 - 72.00	40.00 - 50.00	200.00 - 250.00	71.00 - 76.00	-	60.00 - 80.00	140.00 - 150.00	30.00 - 36.00	2300.00 - 2500.00	140.00 - 150.00
Meegoda (DEC)	-	40.00 - 50.00	220.00 - 260.00	-	-	50.00 - 60.00	150.00 - 150.00	33.00 - 50.00	1900.00 - 2500.00	130.00 - 150.00
Embilipitiya	-	-	160.00 - 220.00	45.00 - 50.00	120.00 - 140.00	50.00 - 70.00	140.00 - 160.00	20.00 - 30.00	1800.00 - 2500.00	140.00 - 150.00
Jaffna	50.00 - 80.00	-	150.00 - 180.00	140.00 - 160.00	100.00 - 120.00	40.00 - 55.00	90.00 - 120.00	-	2800.00 - 3000.00	160.00 - 180.00
Vavuniya	-	-	150.00 - 180.00	70.00 - 74.00	-	-	-	-	2400.00 - 2500.00	240.00 - 260.00
Mannar	-	-	-	-	-	-	-	-	-	-
Killinochchi	-	-	240.00 - 260.00	-	100.00 - 120.00	-	-	-	2400.00 - 2500.00	180.00 - 200.00
Mullaittivu	-	-	-	-	-	-	-	-	-	-
Batticaloa	-	-	240.00 - 260.00	85.00 - 90.00	95.00 - 100.00	40.00 - 45.00	190.00 - 200.00	-	2100.00 - 2200.00	150.00 - 150.00
Trincomalee	-	44.00 - 46.00	240.00 - 250.00	95.00 - 100.00	72.00 - 75.00	92.00 - 95.00	98.00 - 100.00	-	2440.00 - 2450.00	178.00 - 190.00
Veyangoda	-	-	280.00 - 350.00	120.00 - 120.00	150.00 - 170.00	80.00 - 120.00	160.00 - 160.00	70.00 - 100.00	2800.00 - 3000.00	160.00 - 160.00
Galenbindunuwewa	-	-	120.00 - 150.00	-	-	-	-	-	2500.00 - 2800.00	130.00 - 150.00
Bandarawela	-	-	-	-	-	-	-	-	-	-
Matale	-	-	240.00 - 260.00	-	120.00 - 140.00	50.00 - 60.00	120.00 - 140.00	50.00 - 60.00	2200.00 - 2400.00	130.00 - 150.00

**Table 09: Selected Markets: Wholesale Price of Fresh Fish & Eggs (Rs/kg & Rs/egg)**

Week 15: 05 - 11 April 2024

Locations	Sea Fish					
	Salaya	Hurulla	Balaya	Kelawalla	Thora	Paraw
Colombo	300.00 – 420.00	550.00 – 650.00	500.00 – 750.00	950.00 – 1300.00	1700.00 – 2200.00	1200.00 – 1450.00
Kandy	400.00 – 450.00	700.00 – 750.00	700.00 – 850.00	1200.00 – 1300.00	1900.00 – 2100.00	1100.00 – 1250.00
Kaluthara	440.00 – 460.00	600.00 – 640.00	650.00 – 700.00	1100.00 – 1200.00	-	1250.00 – 1350.00
Puttalam	300.00 – 380.00	550.00 – 680.00	600.00 – 700.00	800.00 – 1150.00	2350.00 – 2600.00	1000.00 – 1250.00
Matara	250.00 – 300.00	450.00 – 500.00	600.00 – 700.00	1100.00 – 1200.00	-	1100.00 – 1200.00
Hambantota	400.00 – 450.00	600.00 – 650.00	600.00 – 650.00	1000.00 – 1100.00	-	-
Galle	-	-	600.00 – 650.00	900.00 – 1100.00	1800.00 – 1800.00	900.00 – 950.00
Batticaloa	350.00 – 400.00	550.00 – 600.00	600.00 – 700.00	1200.00 – 1300.00	1200.00 – 1300.00	1100.00 – 1200.00
Trincomalee	330.00 – 360.00	840.00 – 860.00	860.00 – 900.00	1800.00 – 1830.00	1970.00 – 2000.00	1620.00 – 1650.00
Mannar	-	-	-	-	-	-

Locations	Sea Fish				Eggs	
	Mora	Shrimps	Thalapath	Teppeli	Brown	White
Colombo	1100.00 – 1200.00	1950.00 – 2300.00	1450.00 – 2000.00	-	45.00 – 49.00	43.00 – 46.00
Kandy	1200.00 – 1300.00	1850.00 – 1900.00	1800.00 – 1900.00	-	45.00 – 47.00	43.00 – 44.00
Kaluthara	-	-	1550.00 – 1600.00	-	-	-
Puttalam	1450.00 – 1620.00	1000.00 – 1350.00	2350.00 – 2650.00	-	45.00 – 47.00	43.50 – 45.00
Matara	-	-	1450.00 – 1500.00	-	-	46.00 – 48.00
Hambantota	-	1700.00 – 1900.00	-	-	-	44.00 – 45.00
Galle	700.00 – 800.00	-	-	-	41.00 – 44.00	40.00 – 43.00
Batticaloa	1000.00 – 1100.00	1300.00 – 1500.00	1300.00 – 1400.00	-	52.00 – 53.00	52.00 – 52.00
Trincomalee	1700.00 – 1740.00	1000.00 – 1060.00	-	-	49.00 – 51.00	49.00 – 51.00
Mannar	-	-	-	-	-	-

**Table 10: Selected Markets: Wholesale Price of Dried Fish (Rs/50kg)**

Week 15: 05 - 11 April 2024

Locations	Local Dried Fish					
	Sprats	Kattawa	Thora	Mora	Balaya	Anguluwa
Colombo	55000 – 65000	-	-	85000 – 95000	35000 – 42500	-
Kandy	60000 – 65000	-	-	90000 – 92500	42500 – 47500	-
Batticaloa	45000 – 50000	90000 – 95000	90000 – 97500	100000 – 105000	60000 – 65000	40000 – 45000
Trincomalee	52500 – 54000	-	-	-	38500 – 40000	43500 – 44500
Mannar	-	-	-	-	-	-

Locations	Local Dried Fish			Imported Dried Fish		
	Maduwa	Koduwa	Salaya	Sprats	Kattawa	Thora
Colombo	60000 – 65000	-	15000 – 22500	35000 – 42500	60000 – 65000	-
Kandy	62500 – 67500	-	25000 – 27500	41500 – 45000	67500 – 70000	-
Batticaloa	55000 – 60000	-	40000 – 45000	50000 – 50600	-	-
Trincomalee	52500 – 55000	-	41000 – 42000	46000 – 46500	97500 – 98000	-
Mannar	-	-	-	-	-	-

Locations	Imported Dried Fish					
	Mora	Balaya	Anguluwa	Maduwa	Koduwa	Salaya
Colombo	-	-	67500 – 72500	-	-	-
Kandy	-	-	-	-	-	-
Batticaloa	-	-	-	-	-	-
Trincomalee	-	-	-	-	-	-
Mannar	-	-	-	-	-	-

**Table 11: Selected Markets: Retail Price of Fresh Fish & Eggs (Rs/kg & Rs/eggs)**

Week 15: 05 - 11 April 2024

LOCATIONS	Sea Fish										Eggs									
	Salaya		Hurulla		Balaya		Kelawalla		Thora		Paraw		Mora		Thalapath		Brown		White	
Colombo	500.00 - 600.00	720.00 - 1000.00	1100.00 - 1800.00	1500.00 - 2600.00	2700.00 - 4000.00	1500.00 - 2600.00	-	2000.00 - 2800.00	54.00 - 56.00	51.00 - 54.00										
Gampaha	-	-	-	-	-	-	-	-	-	-	-	-	-	-	-	-	-	-	-	-
Kurunegala	580.00 - 640.00	960.00 - 1000.00	1100.00 - 1200.00	2000.00 - 2100.00	2600.00 - 2600.00	1400.00 - 1500.00	-	2400.00 - 2400.00	54.00 - 54.00	42.00 - 50.00										
Nikaweratiya	600.00 - 700.00	900.00 - 900.00	900.00 - 900.00	1800.00 - 1800.00	2600.00 - 2600.00	1400.00 - 1800.00	-	2400.00 - 2400.00	50.00 - 50.00	48.00 - 50.00										
Dambulla	400.00 - 460.00	850.00 - 900.00	800.00 - 900.00	1600.00 - 1800.00	-	1600.00 - 1700.00	1500.00 - 1600.00	2000.00 - 2200.00	49.00 - 50.00	47.00 - 48.00										
Anuradhapura	460.00 - 500.00	860.00 - 900.00	900.00 - 1000.00	1800.00 - 2000.00	2400.00 - 2400.00	1450.00 - 1600.00	2000.00 - 2000.00	2300.00 - 2400.00	-	45.00 - 50.00										
Thambuththegama	500.00 - 600.00	800.00 - 900.00	900.00 - 1000.00	2200.00 - 2200.00	3000.00 - 3200.00	-	2000.00 - 2200.00	2400.00 - 2600.00	-	46.00 - 50.00										
Polonnaruwa	500.00 - 550.00	800.00 - 900.00	1100.00 - 1200.00	1800.00 - 2100.00	2200.00 - 2400.00	1400.00 - 1500.00	1600.00 - 1700.00	2000.00 - 2200.00	-	49.00 - 54.00										
Kaluthara	540.00 - 580.00	780.00 - 820.00	800.00 - 900.00	1350.00 - 1450.00	-	1850.00 - 1950.00	-	2000.00 - 2100.00	-	47.00 - 48.00										
Badulla	380.00 - 400.00	680.00 - 800.00	1400.00 - 1400.00	1700.00 - 1800.00	2000.00 - 2000.00	1400.00 - 1400.00	1400.00 - 1400.00	2200.00 - 2200.00	50.00 - 55.00	48.00 - 50.00										
Keppetipola	460.00 - 480.00	840.00 - 860.00	850.00 - 900.00	1600.00 - 1700.00	-	1500.00 - 1600.00	1350.00 - 1400.00	1900.00 - 2000.00	48.00 - 52.00	47.00 - 49.00										
Moneragala	500.00 - 550.00	900.00 - 1000.00	800.00 - 1000.00	2200.00 - 2400.00	-	1500.00 - 1600.00	1900.00 - 2000.00	2500.00 - 2600.00	-	45.00 - 50.00										
Kegalle	650.00 - 700.00	1000.00 - 1100.00	1200.00 - 1400.00	1700.00 - 1900.00	-	1900.00 - 2000.00	1700.00 - 1800.00	2550.00 - 2600.00	49.00 - 50.00	48.00 - 49.00										
Ampara	400.00 - 400.00	-	1200.00 - 1200.00	-	-	-	-	1600.00 - 2000.00	44.00 - 46.00	45.00 - 50.00										
Dehiattakandiya	400.00 - 500.00	1000.00 - 1100.00	1100.00 - 1100.00	2000.00 - 2000.00	-	-	-	-	44.00 - 46.00	42.00 - 43.00										
Nuwaraeliya	500.00 - 500.00	860.00 - 880.00	960.00 - 1000.00	1700.00 - 1800.00	-	-	1500.00 - 1600.00	2000.00 - 2200.00	48.00 - 50.00	47.00 - 49.00										
Kandy	550.00 - 600.00	850.00 - 880.00	900.00 - 1000.00	1800.00 - 1850.00	2600.00 - 2700.00	1400.00 - 1500.00	1500.00 - 1600.00	2100.00 - 2200.00	47.00 - 48.00	45.00 - 46.00										
Puttalam	400.00 - 550.00	700.00 - 800.00	750.00 - 850.00	1000.00 - 1300.00	2600.00 - 2800.00	1250.00 - 1400.00	1600.00 - 1800.00	2500.00 - 2800.00	46.00 - 48.00	45.00 - 46.00										
Hambantota	550.00 - 600.00	750.00 - 800.00	1100.00 - 1200.00	1900.00 - 2000.00	-	-	-	-	-	45.00 - 46.00										
Rathnapura	500.00 - 500.00	800.00 - 800.00	1000.00 - 1000.00	1800.00 - 1800.00	3000.00 - 3000.00	2200.00 - 2200.00	1600.00 - 1600.00	2200.00 - 2200.00	48.00 - 50.00	46.00 - 50.00										
Matara	500.00 - 550.00	700.00 - 750.00	1100.00 - 1250.00	2000.00 - 2000.00	-	1900.00 - 2000.00	1400.00 - 1500.00	2000.00 - 2100.00	-	48.00 - 50.00										
Galle	500.00 - 550.00	900.00 - 1000.00	1000.00 - 1400.00	2000.00 - 2400.00	2400.00 - 2600.00	1600.00 - 1800.00	1600.00 - 1800.00	2400.00 - 2800.00	43.00 - 46.00	42.00 - 50.00										
Tissamaharama	550.00 - 650.00	700.00 - 800.00	900.00 - 1100.00	1800.00 - 2000.00	-	-	1600.00 - 1600.00	2000.00 - 2200.00	-	45.00 - 50.00										
Meegoda	400.00 - 540.00	760.00 - 800.00	-	2000.00 - 2000.00	-	1400.00 - 1400.00	-	2700.00 - 2800.00	42.00 - 45.00	42.00 - 45.00										
Embilipitiya	500.00 - 600.00	850.00 - 900.00	1000.00 - 1200.00	2100.00 - 2300.00	2200.00 - 2300.00	1700.00 - 1800.00	1500.00 - 1600.00	2200.00 - 2300.00	50.00 - 54.00	46.00 - 50.00										
Jaffna	400.00 - 450.00	800.00 - 850.00	800.00 - 850.00	-	2000.00 - 2100.00	1700.00 - 1750.00	-	-	49.00 - 52.00	50.00 - 52.00										
Vavuniya	500.00 - 600.00	1000.00 - 1150.00	1000.00 - 1200.00	2400.00 - 2500.00	2400.00 - 2500.00	1600.00 - 1700.00	1400.00 - 1500.00	2400.00 - 2500.00	50.00 - 52.00	49.00 - 51.00										
Mannar	-	-	-	-	-	-	-	-	-	-										
Killinochchi	400.00 - 500.00	650.00 - 700.00	950.00 - 1000.00	-	-	1500.00 - 1550.00	-	-	51.00 - 52.00	49.00 - 50.00										
Mullaittivu	-	-	-	-	-	-	-	-	-	-										
Batticaloa	600.00 - 700.00	800.00 - 900.00	1400.00 - 1500.00	2000.00 - 2100.00	2000.00 - 2200.00	1900.00 - 2000.00	2000.00 - 2200.00	2100.00 - 2200.00	54.00 - 55.00	54.00 - 54.00										
Trincomalee	520.00 - 550.00	1000.00 - 1060.00	1050.00 - 1100.00	2100.00 - 2150.00	2130.00 - 2200.00	1850.00 - 1900.00	1900.00 - 1950.00	-	52.00 - 54.00	52.00 - 54.00										
Veyangoda	600.00 - 600.00	1000.00 - 1000.00	-	2000.00 - 2000.00	-	-	-	2400.00 - 2400.00	45.00 - 54.00	46.00 - 55.00										
Galenbindunuwewa	500.00 - 500.00	900.00 - 900.00	900.00 - 1300.00	2200.00 - 2200.00	2800.00 - 2800.00	2200.00 - 2200.00	1800.00 - 1800.00	2400.00 - 2400.00	-	47.00 - 50.00										
Bandarawela	-	-	-	-	-	-	-	-	-	-										
Matale	650.00 - 700.00	900.00 - 1000.00	1300.00 - 1400.00	1800.00 - 2000.00	2200.00 - 2400.00	1700.00 - 1800.00	1600.00 - 1700.00	2200.00 - 2300.00	48.00 - 50.00	46.00 - 48.00										

**Table 12: Selected Markets: Retail Price of Dried Fish (Rs/kg)**

Week 15: 05 - 11 April 2024

LOCATIONS	Dried Fish													
	Sprats-Imported		Kattawa		Thora		Mora		Balaya		Anguluwa		Salaya	
Colombo	1200.00	1500.00	2000.00	2500.00	-	-	2000.00	2600.00	1600.00	1800.00	2200.00	2400.00	1000.00	1100.00
Gampaha	-	-	-	-	-	-	-	-	-	-	-	-	-	-
Kurunegala	1000.00	1200.00	1800.00	1950.00	2800.00	3000.00	2000.00	2200.00	1200.00	1200.00	1600.00	1600.00	800.00	1000.00
Nikaweratiya	1100.00	1200.00	1800.00	2000.00	-	-	1800.00	2200.00	1000.00	1400.00	1800.00	2600.00	1000.00	1200.00
Dambulla	1000.00	1100.00	2200.00	2300.00	-	-	2200.00	2400.00	1200.00	1400.00	1800.00	2000.00	-	-
Anuradhapura	1000.00	1200.00	2000.00	2400.00	-	-	2000.00	2400.00	1000.00	1600.00	2000.00	2400.00	800.00	1000.00
Thambuththegama	1000.00	1300.00	1650.00	2000.00	-	-	-	-	1000.00	1300.00	1650.00	1800.00	-	-
Polonnaruwa	1000.00	1250.00	1800.00	1800.00	-	-	2100.00	2200.00	1100.00	1200.00	1200.00	1300.00	-	-
Kaluthara	1200.00	1300.00	1900.00	2100.00	-	-	1900.00	2100.00	1200.00	1400.00	1800.00	2000.00	850.00	950.00
Badulla	1000.00	1200.00	2000.00	2000.00	-	-	2000.00	2200.00	1200.00	1400.00	1500.00	1500.00	-	-
Keppetipola	1250.00	1260.00	2250.00	2280.00	-	-	2350.00	2360.00	1340.00	1350.00	2100.00	2150.00	960.00	980.00
Moneragala	1000.00	1200.00	2000.00	2200.00	-	-	2200.00	2300.00	1400.00	1450.00	2000.00	2200.00	800.00	900.00
Kegalle	1150.00	1250.00	2000.00	2200.00	-	-	2000.00	2100.00	1200.00	1300.00	-	-	-	-
Ampara	1000.00	1100.00	1800.00	2300.00	-	-	2000.00	2200.00	1500.00	1600.00	-	-	-	-
Dehiattakandiya	1000.00	1400.00	2200.00	2400.00	-	-	2000.00	2400.00	1300.00	1600.00	2200.00	2200.00	-	-
Nuwaraeliya	1200.00	1260.00	2350.00	2400.00	-	-	2260.00	2300.00	1400.00	1460.00	2150.00	2160.00	960.00	1000.00
Kandy	1000.00	1200.00	2000.00	2400.00	-	-	2200.00	2300.00	1500.00	1600.00	2000.00	2100.00	900.00	1000.00
Puttalam	1000.00	1100.00	2000.00	2800.00	2000.00	2800.00	1800.00	2000.00	950.00	1100.00	800.00	1100.00	800.00	880.00
Hambantota	1150.00	1200.00	1900.00	2100.00	-	-	-	-	1100.00	1300.00	2000.00	2100.00	-	-
Rathnapura	1000.00	1200.00	2000.00	2400.00	2400.00	2400.00	2000.00	2120.00	1200.00	1200.00	1800.00	2100.00	800.00	850.00
Matara	1000.00	1200.00	1900.00	2000.00	-	-	1900.00	2000.00	1200.00	1400.00	2000.00	2000.00	-	-
Galle	1000.00	1300.00	2000.00	2400.00	-	-	2000.00	2400.00	1200.00	1400.00	1800.00	1900.00	800.00	900.00
Tissamaharama	1000.00	1150.00	-	-	2000.00	2200.00	2000.00	2200.00	1000.00	1300.00	1600.00	1850.00	1100.00	1200.00
Meegoda	1000.00	1200.00	1600.00	2200.00	-	-	1800.00	2200.00	1200.00	1600.00	1800.00	2000.00	-	-
Embilipitiya	1200.00	1350.00	2000.00	2300.00	2000.00	2300.00	2200.00	2300.00	1550.00	1800.00	2100.00	2400.00	800.00	1000.00
Jaffna	1000.00	1100.00	1800.00	2000.00	3100.00	3250.00	2150.00	2300.00	1280.00	1350.00	1200.00	1300.00	-	-
Vavuniya	-	-	-	-	-	-	2000.00	2200.00	1000.00	1200.00	1000.00	1200.00	800.00	900.00
Mannar	-	-	-	-	-	-	-	-	-	-	-	-	-	-
Killinochchi	1000.00	1100.00	2450.00	2500.00	-	-	1750.00	1850.00	1450.00	1500.00	1000.00	1100.00	800.00	900.00
Mullaittivu	-	-	-	-	-	-	-	-	-	-	-	-	-	-
Batticaloa	1200.00	1250.00	2000.00	2100.00	2100.00	2200.00	2200.00	2300.00	1400.00	1500.00	1000.00	1100.00	1240.00	1260.00
Trincomalee	1420.00	1450.00	2250.00	2300.00	-	-	-	-	1040.00	1080.00	1100.00	1140.00	950.00	1000.00
Veyangoda	1000.00	1200.00	1800.00	2000.00	-	-	2000.00	2200.00	1200.00	1400.00	2000.00	2000.00	800.00	1120.00
Galenbindunuwewa	1000.00	1200.00	2000.00	2200.00	-	-	2000.00	2200.00	1200.00	1400.00	2000.00	2200.00	900.00	1200.00
Bandarawela	-	-	-	-	-	-	-	-	-	-	-	-	-	-
Matale	1200.00	1300.00	2200.00	2400.00	-	-	2200.00	2300.00	1200.00	1300.00	2000.00	2200.00	700.00	800.00



**Table 13: Selected Markets: Retail Price of Meat (Rs/kg)**

Week 15: 05 - 11 April 2024

LOCATIONS	Meat		Meat (Chicken)		Meat					
	Beef		Broiler	Curry	Mutton	Pork				
Colombo	2200.00	- 2500.00	1250.00	- 1410.00	1000.00	- 1400.00	3200.00	- 3400.00	1250.00	- 1300.00
Gampaha	-		-		-		-		-	
Kurunegala	2000.00	- 2100.00	1250.00	- 1350.00	1000.00	- 1000.00	3000.00	- 3200.00	1350.00	- 1400.00
Nikaweratiya	2200.00	- 2200.00	1250.00	- 1350.00	-		-		-	
Dambulla	-		1300.00	- 1380.00	-		-		1400.00	- 1500.00
Anuradhapura	2200.00	- 2400.00	1200.00	- 1250.00	1300.00	- 1300.00	3500.00	- 3600.00	1250.00	- 1400.00
Thambuththegama	2000.00	- 2300.00	1000.00	- 1250.00	1200.00	- 1200.00	-		1450.00	- 1500.00
Polonnaruwa	1800.00	- 1800.00	1150.00	- 1200.00	1300.00	- 1350.00	3000.00	- 3000.00	1800.00	- 1800.00
Kaluthara	2400.00	- 2500.00	1180.00	- 1220.00	-		-		1250.00	- 1300.00
Badulla	2100.00	- 2100.00	1380.00	- 1450.00	1650.00	- 1650.00	-		-	
Keppetipola	2100.00	- 2200.00	1250.00	- 1260.00	1360.00	- 1380.00	3000.00	- 3100.00	-	
Moneragala	-		1350.00	- 1480.00	1650.00	- 1700.00	3000.00	- 3400.00	1500.00	- 1600.00
Kegalle	2200.00	- 2200.00	1180.00	- 1360.00	-		3000.00	- 3000.00	1750.00	- 1800.00
Ampara	2200.00	- 2200.00	1000.00	- 1100.00	1350.00	- 1450.00	-		1500.00	- 1850.00
Dehiattakandiya	-		1300.00	- 1400.00	1300.00	- 1300.00	-		1390.00	- 1500.00
Nuwaraeliya	2200.00	- 2300.00	1240.00	- 1280.00	-		3200.00	- 3300.00	1400.00	- 1450.00
Kandy	2200.00	- 2200.00	1280.00	- 1300.00	1350.00	- 1400.00	3100.00	- 3200.00	1500.00	- 1600.00
Puttalam	2200.00	- 2300.00	1300.00	- 1380.00	-		3200.00	- 3200.00	-	
Hambantota	-		1300.00	- 1350.00	-		-		-	
Rathnapura	2200.00	- 2200.00	1220.00	- 1360.00	1200.00	- 1400.00	3200.00	- 3200.00	1200.00	- 1200.00
Matara	-		1330.00	- 1360.00	-		-		-	
Galle	2400.00	- 2400.00	1250.00	- 1300.00	1550.00	- 1550.00	3300.00	- 3300.00	-	
Tissamaharama	-		1350.00	- 1400.00	-		-		1600.00	- 1700.00
Meegoda	-		1150.00	- 1300.00	1000.00	- 1200.00	-		1250.00	- 1250.00
Embilipitiya	2150.00	- 2200.00	1100.00	- 1200.00	1300.00	- 1350.00	3000.00	- 3000.00	1450.00	- 1600.00
Jaffna	2000.00	- 2100.00	1150.00	- 1200.00	1450.00	- 1550.00	3450.00	- 3600.00	-	
Vavuniya	2000.00	- 2150.00	1300.00	- 1350.00	1400.00	- 1500.00	3000.00	- 3100.00	-	
Mannar	-		-		-		-		-	
Killinochchi	1950.00	- 2000.00	1340.00	- 1400.00	1550.00	- 1600.00	3400.00	- 3500.00	-	
Mullaittivu	-		-		-		-		-	
Batticaloa	1800.00	- 1900.00	1200.00	- 1240.00	1500.00	- 1600.00	3500.00	- 3600.00	-	
Trincomalee	2200.00	- 2250.00	1300.00	- 1340.00	-		3540.00	- 3580.00	-	
Veyangoda	2200.00	- 2200.00	1250.00	- 1250.00	1200.00	- 1200.00	3200.00	- 3200.00	1300.00	- 1300.00
Galenbindunuwewa	2000.00	- 2200.00	1200.00	- 1240.00	-		-		1500.00	- 1500.00
Bandarawela	-		-		-		-		-	
Matale	2000.00	- 2200.00	1300.00	- 1350.00	1400.00	- 1500.00	3000.00	- 3000.00	1400.00	- 1600.00

**Table 14: Colombo: Wholesale Prices (Rs/kg or Rs/piece)**

Week 15: 05 - 11 April 2024

COMMODITY	Range	Average Price			Change Compared to		COMMODITY	Range	Average Price			Change Compared to						
		This Week	Last Week	Last Year	Last Week (%)	Last Year (%)			This Week	Last Week	Last Year	Last Week (%)	Last Year (%)					
<b>Rice</b>							<b>Coconut</b>											
<b>Local</b>							Large						95.00 - 110.00	101.00	102.50	94.10	-1.46	7.33
Samba 1	235.00 - 240.00	237.00	234.75	214.55	0.96	10.46	Small						80.00 - 85.00	82.22	89.25	85.55	-7.87	-3.89
Samba 2	228.00 - 230.00	229.50	227.25	206.80	0.99	10.98	<b>Fruits (Rs/fruit)</b>											
Keeri Samba	310.00 - 325.00	317.50	316.43	223.50	0.34	42.06	<b>Plantain</b>											
Nadu 1	205.00 - 210.00	207.33	211.25	204.73	-1.85	1.27	Ambul (Rs/kg)						140.00 - 220.00	172.31	140.77	201.54	22.40	-14.50
Nadu 2	195.00 - 200.00	198.57	206.00	197.50	-3.61	0.54	Kolikuttu (Rs/kg)						420.00 - 460.00	442.50	343.33	395.83	28.88	11.79
Raw (Red)	165.00 - 180.00	172.78	180.63	198.30	-4.35	-12.87	Seeni (Rs/kg)						140.00 - 160.00	150.00	136.67	130.00	9.75	15.38
Raw (White)	190.00 - 205.00	198.33	201.67	194.50	-1.65	1.97	Anamalu						30.00 - 40.00	35.67	29.17	20.50	22.27	73.98
<b>Imported</b>							Ambun						38.00 - 45.00	41.00	35.00	25.67	17.14	59.72
Samba	245.00 - 255.00	249.71		209.20		19.37	Papaw(Rs/kg)						120.00 - 200.00	151.54	143.33	154.29	5.73	-1.78
Nadu				176.80			Passion Fruit						60.00 - 100.00	77.27	50.09	28.40	54.27	172.09
Raw (Red)							Pineapple Large						700.00 - 920.00	810.00	443.08	582.50	82.81	39.06
Raw (White)				169.30			Pineapple Medium						580.00 - 680.00	620.00	353.33	490.00	75.47	26.53
<b>Dried Chillies</b>							Pineapple Small						480.00 - 570.00	525.00	276.67	390.00	89.76	34.62
Imported	600.00 - 750.00	662.22	1047.14	1392.00	-36.76	-52.43	<b>Mango</b>											
<b>Onion</b>							Betti						50.00 - 80.00	66.25		14.44		358.80
Sinnan							Karthakolomban						160.00 - 200.00	173.33	45.00	70.00	285.19	147.62
Vedalan	260.00 - 310.00	283.33					Vilad						70.00 - 90.00	76.25	30.50	56.25	150.00	35.56
Imported	220.00 - 290.00	246.67	450.00	591.50	-45.19	-58.30	Kohu						40.00 - 50.00	43.75				
<b>Big Onion</b>							<b>Other</b>											
Imported	280.00 - 370.00	338.57	430.00	162.50	-21.26	108.35	Wood Apple						90.00 - 120.00	106.36	30.50	38.90	248.73	173.43
<b>Local</b>							Orange						38.00 - 45.00	41.30	146.67	49.09	-71.84	-15.87
<b>Potato</b>							Avocado						160.00 - 180.00	168.00	278.33	164.00	-39.64	2.44
Welimada	210.00 - 250.00	230.00					Slime Apple						20.00 - 26.00	22.55	55.00	30.89	-59.01	-27.01
N'Eliya	250.00 - 280.00	265.00	340.00	420.00	-22.06	-36.90	Grapes (Imp., Rs/kg)						1700.00 - 1900.00	1800.00	1375.00	1613.75	30.91	11.54
Imported	130.00 - 220.00	160.00	168.13	165.30	-4.84	-3.21	King Coconut						170.00 - 200.00	182.50	93.75	106.25	94.67	71.76
<b>Pulses</b>							<b>Sea Fish</b>											
Green Gram	1250.00 - 1350.00	1296.67	911.67	1165.00	42.23	11.30	Salaya						300.00 - 420.00	365.83	325.00	398.00	12.56	-8.08
Cowpea (White)	650.00 - 750.00	700.00	1100.00	1300.63	-36.36	-46.18	Hurulla						550.00 - 650.00	596.67	746.00	726.00	-20.02	-17.81
Cowpea (Red)	600.00 - 750.00	675.00	1150.00	1330.00	-41.30	-49.25	Balaya						500.00 - 750.00	618.33	928.00	818.00	-33.37	-24.41
Red Dhal	280.00 - 285.00	281.67	299.00	357.80	-5.80	-21.28	Kelawalla						950.00 - 1300.00	1132.50	1388.00	1270.00	-18.41	-10.83
<b>Vegetable</b>							Thora						1700.00 - 2200.00	1983.33	2580.00	2420.00	-23.13	-18.04
Beans (Butter)							Paraw						1200.00 - 1450.00	1330.00	1450.00	1163.00	-8.28	14.36
Beans(Green)	70.00 - 250.00	154.00	475.00	600.00	-67.58	-74.33	Mora						1100.00 - 1200.00	1162.50	1180.00		-1.48	
Carrot	180.00 - 220.00	200.00	417.00	232.00	-52.04	-13.79	Shrimps						1950.00 - 2300.00	2108.33	1720.00	1585.00	22.58	33.02
Leeks	100.00 - 150.00	121.00	220.00	274.00	-45.00	-55.84	Thalapath						1450.00 - 2000.00	1794.44	1700.00	1730.00	5.56	3.73
Beetroot	150.00 - 180.00	163.00	398.33	377.50	-59.08	-56.82	<b>Eggs</b>											
Knolkhol	40.00 - 80.00	57.00	222.00	232.00	-74.32	-75.43	Brown						45.00 - 49.00	46.75	57.75		-19.05	
Raddish	30.00 - 50.00	43.00	151.00	106.00	-71.52	-59.43	White						43.00 - 46.00	44.50	54.50	60.50	-18.35	-26.45
Cabbage	120.00 - 150.00	133.00	370.00	123.00	-64.05	8.13	<b>Dried Fish</b>											
Tomato	80.00 - 180.00	125.00	474.00	175.00	-73.63	-28.57	Sprats						1100.00 - 1300.00	1201.67	1331.00	1343.00	-9.72	-10.52
Ladies Fingers	40.00 - 60.00	49.00	135.00	135.00	-63.70	-63.70	Sprats (Imported)						700.00 - 850.00	775.83	978.33	898.33	-20.70	-13.64
Brinjal	100.00 - 350.00	217.00	548.00	208.00	-60.40	4.33	Kattawa						-	-	-	-	-	-
Capsicum	200.00 - 450.00	373.00	448.00	665.00	-16.74	-43.91	Kattawa (Imported)						1200.00 - 1300.00	1256.00	1268.00	1693.00	-0.95	-25.81
Pumpkin	120.00 - 130.00	124.00	154.00	130.00	-19.48	-4.62	Thora						-	-	-	-	-	-
Cucumber	30.00 - 80.00	55.00	112.00	72.00	-50.89	-23.61	Thora (Imported)						-	-	-	-	-	-
Bitter Gourd	80.00 - 150.00	116.00	347.00	304.00	-66.57	-61.84	Mora						1700.00 - 1900.00	1845.00	1737.00	1765.00	6.22	4.53
Snake Gourd	80.00 - 130.00	108.00	208.00	227.00	-48.08	-52.42	Mora (Imported)						-	-	-	-	-	-
Drumstick	200.00 - 400.00	290.00					Balaya						700.00 - 850.00	775.83	917.00	873.00	-15.39	-11.13
Luffa	80.00 - 120.00	98.00	344.00	216.00	-71.51	-54.63	Balaya (Imported)						-	-	-	-	-	-
Long Beans	50.00 - 120.00	81.00	147.00	280.00	-44.90	-71.07	Anguluwa						-	-	-	-	-	-
Ash Plantain	120.00 - 160.00	139.00	282.00	217.00	-50.71	-35.94	Anguluwa (Imported)						1350.00 - 1450.00	1413.33	1502.00	1686.67	-5.90	-16.21
Green Chillies	150.00 - 200.00	178.00	1075.00	305.00	-83.44	-41.64	Maduwa						1200.00 - 1300.00	1261.82	1396.00	1195.00	-9.61	5.59
Lime	330.00 - 500.00	405.00	295.00	116.00	37.29	249.14	Maduwa (Imported)						-	-	-	-	-	-
<b>Root Crops</b>							Koduwa						-	-	-	-	-	-
Sweet Potato	200.00 - 220.00	212.00	88.00	136.00	140.91	55.88	Koduwa (Imported)						-	-	-	-	-	-
Manioc	100.00 - 120.00	109.00	90.00	146.00	21.11	-25.34	Salaya						300.00 - 450.00	364.17	423.33	768.00	-13.98	-52.58
<b>Leafy Vegetable</b>							Salaya (Imported)						-	-	-	-	-	-
Mukunuwenna	20.00 - 25.00	21.67	50.00	58.00	-56.67	-62.64												
Kankun	20.00 - 25.00	21.67	50.00	58.00	-56.67	-62.64												
Gotukola (Rs/kg)	150.00 - 160.00	153.33	290.00	244.00	-47.13	-37.16												

This Week: Week 15: 05 - 11 April 2024  
 Last Week: Week 14: 29 March- 04 April 2024

**Table 15: Colombo &Suburbs: Retail Prices (Rs/kg or Rs/piece)**

Week 15: 05 - 11 April 2024

COMMODITY	Range	Average Price			Change Compared to		COMMODITY	Range	Average Price			Change Compared to	
		This Week	Last Week	Last Year	Last Week	Last Year (%)			This Week	Last Week	Last Year	Last Week	Last Year (%)
<b><u>Rice</u></b>													
<b>Local</b>													
Samba 1	230.00 - 260.00	253.60	252.14	228.33	1.46	11.07	Large	105.00 - 120.00	116.25	120.32	111.04	-4.07	4.69
Samba 2	-	-	-	218.33	-	-	Small	85.00 - 100.00	92.50	96.33	89.95	-3.83	2.83
Keeri Samba	-	-	-	256.00	-	-	<b><u>Fruits (Rs/fruit)</u></b>						
Nadu 1	220.00 - 230.00	224.55	224.25	221.21	0.30	1.51	<b>Plantain</b>						
Nadu 2	220.00 - 220.00	220.00	-	214.81	-	-	Ambul (Rs/kg)	200.00 - 300.00	246.96	226.25	267.78	20.71	-7.78
Raw (Red)	190.00 - 220.00	205.79	206.19	215.88	-0.40	-4.67	Kolikuttu (Rs/kg)	450.00 - 550.00	501.76	489.17	520.27	12.59	-3.56
Raw (White)	210.00 - 220.00	215.50	215.24	210.91	0.26	2.18	Seeni (Rs/kg)	150.00 - 280.00	225.45	221.30	222.16	4.15	1.48
<b>Imported</b>													
Samba	-	-	-	220.31	-	-	Anamalu	30.00 - 42.00	34.88	38.13	28.15	-3.26	23.89
Nadu	-	-	-	197.07	-	-	Ambun	35.00 - 56.00	47.19	49.96	34.60	-2.77	36.39
Raw (Red)	-	-	-	-	-	-	Papaw(Rs/kg)	180.00 - 350.00	248.50	229.17	297.50	19.33	-16.47
Raw (White)	-	-	-	189.09	-	-	Passion Fruit	65.00 - 100.00	80.00	64.71	45.77	15.29	74.79
<b><u>Dried Chillies</u></b>													
Imported	1100.00 - 1300.00	1250.00	1313.64	1791.67	-63.64	-30.23	Pineapple Large	480.00 - 650.00	550.77	524.77	638.67	26.00	-13.76
<b><u>Onion</u></b>													
Sinnan	-	-	-	-	-	-	Pineapple Medium	380.00 - 550.00	460.59	426.67	560.00	33.92	-17.75
Vedalan	-	-	-	-	-	-	Pineapple Small	280.00 - 450.00	370.71	347.69	465.36	23.02	-20.34
Imported	480.00 - 600.00	512.22	594.62	730.30	-82.40	-29.86	<b>Mango</b>						
<b><u>Big Onion</u></b>													
Imported	420.00 - 480.00	456.50	510.00	203.94	-53.50	123.84	Betti	-	-	-	-	-	-
Local	-	-	-	-	-	-	Karthakolomban	66.00 - 200.00	108.20	99.90	144.19	8.30	-24.96
<b><u>Potato</u></b>													
Welimada	-	-	-	-	-	-	Vilad	-	-	-	-	-	-
N'Eliya	400.00 - 440.00	417.50	415.63	458.00	1.87	-8.84	Kohu	-	-	-	-	-	-
Imported	180.00 - 220.00	197.65	212.50	198.75	-14.85	-0.55	<b><u>Other</u></b>						
<b><u>Pulses</u></b>													
Green Gram	1000.00 - 1400.00	1169.47	1163.04	1292.50	6.43	-9.52	Wood Apple	40.00 - 120.00	72.00	62.05	72.79	9.95	-1.09
Cowpea (White)	1200.00 - 1400.00	1307.14	1255.00	1375.00	52.14	-4.94	Orange	180.00 - 250.00	206.00	206.36	110.45	-0.36	86.51
Cowpea (Red)	1200.00 - 1400.00	1300.00	1263.64	1374.00	36.36	-5.39	Avocado	260.00 - 300.00	280.00	-	170.00	-	64.71
Red Dhal	320.00 - 360.00	339.50	340.80	381.71	-1.30	-11.06	Slime Apple	50.00 - 120.00	80.83	82.47	87.59	-1.64	-7.71
<b><u>Vegetable</u></b>													
Beans (Butter)	-	-	-	-	-	-	Grapes (Imp., Rs/kg)	1500.00 - 2500.00	2053.85	2064.71	2123.81	-10.86	-3.29
Beans(Green)	460.00 - 800.00	678.70	668.97	699.63	9.73	-2.99	King Coconut	100.00 - 150.00	131.11	143.18	140.48	-12.07	-6.67
Carrot	700.00 - 1000.00	807.50	598.46	354.07	209.04	128.06	<b><u>Sea Fish</u></b>						
Leeks	380.00 - 700.00	531.82	388.85	438.85	142.97	21.18	Salaya	500.00 - 600.00	579.33	564.76	602.31	14.57	-3.81
Beetroot	550.00 - 900.00	743.75	637.60	553.60	106.15	34.35	Hurulla	720.00 - 1000.00	868.33	928.46	883.20	-60.13	-1.68
Knolkhol	350.00 - 600.00	492.31	435.79	351.50	56.52	40.06	Balaya	1100.00 - 1800.00	1337.50	1508.33	1488.33	-170.83	-10.13
Raddish	220.00 - 400.00	317.92	312.86	204.81	5.06	55.23	Kelawalla	1500.00 - 2600.00	2134.62	2139.47	2350.00	-4.85	-9.17
Cabbage	550.00 - 800.00	700.42	550.00	239.31	150.42	192.68	Thora	2700.00 - 4000.00	3258.33	3453.33	3272.22	-195.00	-0.42
Tomato	480.00 - 1000.00	745.24	643.08	255.56	102.16	191.61	Paraw	1500.00 - 2600.00	2080.00	2282.50	2203.75	-202.50	-5.62
Ladies Fingers	250.00 - 420.00	348.26	343.10	242.14	5.16	43.83	Mora	-	-	-	-	-	-
Brinjal	500.00 - 900.00	689.52	765.17	444.81	-75.65	55.02	Shrimps	2000.00 - 2100.00	2007.14	2086.11	1811.20	-78.97	10.82
Capsicum	650.00 - 1000.00	822.92	774.07	932.00	48.85	-11.70	Thalpath	2000.00 - 2800.00	2717.65	2770.45	2780.77	-52.80	-2.27
Pumpkin	180.00 - 340.00	278.40	274.44	229.63	3.96	21.24	<b><u>Eggs</u></b>						
Cucumber	140.00 - 320.00	229.57	253.08	191.43	-23.51	19.92	Brown	54.00 - 56.00	55.29	57.88	63.00	-2.59	-12.23
Bitter Gourd	350.00 - 700.00	543.48	567.14	471.15	-23.66	15.35	White	51.00 - 54.00	52.35	55.11	61.79	-2.76	-15.27
Snake Gourd	250.00 - 480.00	394.78	399.20	400.00	-4.42	-1.30	<b><u>Dried Fish</u></b>						
Drumstick	-	-	-	-	-	-	Sprats	1800.00 - 2400.00	2035.29	1945.83	1739.29	89.46	17.02
Luffa	300.00 - 600.00	506.67	515.00	368.00	-8.33	37.68	Sprats (Imported)	1200.00 - 1500.00	1433.33	1463.64	1328.00	-30.31	7.93
Long Beans	240.00 - 520.00	349.52	361.43	406.40	-11.91	-14.00	Kattawa	2000.00 - 2500.00	2336.84	2325.00	2482.61	11.84	-5.87
Ash Plantain	320.00 - 500.00	384.58	388.46	311.54	-3.88	23.45	Thora	-	-	-	-	-	-
Green Chillies	1200.00 - 2400.00	1780.43	1600.00	530.36	180.43	235.70	Mora	2000.00 - 2600.00	2417.65	2405.00	2454.17	12.65	-1.49
Lime	300.00 - 1000.00	671.30	661.85	304.62	9.45	120.37	Balaya	1600.00 - 1800.00	1705.26	1704.55	1469.23	0.71	16.07
<b><u>Root Crops</u></b>													
Sweet Potato	150.00 - 320.00	253.91	240.74	238.46	13.17	6.48	Anguluwa	2200.00 - 2400.00	2342.86	2430.77	2500.00	-87.91	-6.29
Manioc	150.00 - 240.00	203.50	211.72	215.36	-8.22	-5.51	Maduwa	-	-	-	-	-	-
<b><u>Leafy Vegetable</u></b>													
Mukunuwenna	60.00 - 100.00	78.18	73.33	81.50	4.85	-4.07	Koduwa	-	-	-	-	-	-
Kankun	60.00 - 100.00	77.73	73.33	81.50	4.40	-4.63	Salaya	1000.00 - 1100.00	1046.15	1150.00	1310.71	-103.85	-20.18
Gotukola	100.00 - 120.00	101.82	101.33	125.00	0.49	-18.55	<b><u>Meat</u></b>						
<b>Beef (without Bones)</b>													
<b>Chicken (Broiler)</b>													
<b>Chicken (Curry)</b>													
<b>Mutton</b>													
<b>Pork</b>													

This Week: Week 15: 05 - 11 April 2024  
 Last Week: Week 14: 29 March- 04 April 2024

**Table 16: Farmgate/Producer Prices of Food Commodities in Selected Producing Areas (Rs/kg)**

Week 15: 05 - 11 April 2024

COMMODITY	Range	Average Price	COMMODITY	Range	Average Price	COMMODITY	Range	Average Price
<b><u>Paddy</u></b>			<b><u>Vegetable (Up Country)</u></b>			<b><u>Snake Gourd</u></b>		
<b>Short Grain</b>			<b>Beans</b>			Dambulla	76.00 - 90.00	81.60
A'pura	120.00 - 126.00	122.40	Dambulla	90.00 - 130.00	110.00	Hambantota	100.00 - 120.00	112.00
P'narawa	131.00 - 135.00	132.83	Welimada	160.00 - 200.00	176.00	Embilipitiya	70.00 - 90.00	82.00
Kalawewa	120.00 - 125.00	122.40	Badulla	40.00 - 60.00	50.00	Matara	-	
Kurunegala	122.00 - 126.00	124.25	<b>Carrot</b>			A'pura	70.00 - 90.00	78.00
Dehiattakandiya	125.00 - 132.00	128.33	N'Eliya	230.00 - 240.00	236.00	<b>Luffa</b>		
Nikaweratiya	120.00 - 126.00	123.29	Welimada	170.00 - 190.00	180.00	Dambulla	100.00 - 110.00	104.00
Ampara	125.00 - 125.00	125.00	Hanguranketha	150.00 - 180.00	167.00	Hambantota	100.00 - 120.00	107.50
<b>Long Grain (White)</b>			<b>Leeks</b>			Embilipitiya	90.00 - 110.00	98.00
A'pura	112.00 - 115.00	113.20	N'Eliya	130.00 - 140.00	136.00	Matara	-	
P'narawa	115.00 - 117.00	116.50	Welimada	70.00 - 80.00	76.00	A'pura	100.00 - 120.00	108.00
Kalawewa	110.00 - 115.00	112.60	<b>Beetroot</b>			<b>Green Chillies</b>		
Kurunegala	113.00 - 116.00	114.50	N'Eliya	90.00 - 100.00	96.00	Dambulla	167.50 - 182.50	175.50
Dehiattakandiya	112.00 - 117.00	114.67	Dambulla	115.00 - 120.00	118.75	Hambantota	-	
Embilipitiya	-		Kurunegala	-		Embilipitiya	220.00 - 300.00	262.00
Nikaweratiya	113.00 - 116.00	114.71	Welimada	70.00 - 80.00	74.00	Puttalam	100.00 - 150.00	123.33
Hambantota	-		Hanguranketha	95.00 - 110.00	101.60	A'pura	150.00 - 200.00	170.00
Ampara	110.00 - 113.00	111.67	<b>Knol Khol</b>			<b>Pumpkin</b>		
<b>Long Grain (Red)</b>			N'Eliya	30.00 - 35.00	33.00	Dambulla	95.00 - 110.00	103.00
Matara	105.00 - 110.00	106.25	Welimada	20.00 - 25.00	23.00	Hambantota	100.00 - 130.00	116.00
Hambantota	100.00 - 105.00	103.00	Hanguranketha	30.00 - 40.00	34.60	Embilipitiya	110.00 - 150.00	130.00
Embilipitiya	98.00 - 102.00	99.80	<b>Raddish</b>			Matara	-	
<b>Keeri Samba</b>			N'Eliya	15.00 - 25.00	19.00	A'pura	90.00 - 110.00	98.00
A'pura	145.00 - 150.00	147.00	Welimada	14.00 - 15.00	14.40	Moneragala	70.00 - 80.00	74.00
P'narawa	155.00 - 157.00	156.33	Hambantota	-		<b>Cucumber</b>		
Kalawewa	140.00 - 150.00	145.00	Hanguranketha	10.00 - 18.00	14.00	A'pura	40.00 - 50.00	44.00
Kurunegala	145.00 - 150.00	146.25	<b>Cabbage</b>			Dambulla	30.00 - 45.00	40.00
Dehiattakandiya	155.00 - 158.50	156.50	N'Eliya	130.00 - 140.00	135.00	Hambantota	30.00 - 50.00	37.50
<b>Red Onion</b>			Welimada	70.00 - 80.00	74.00	Matara	30.00 - 35.00	31.67
Puttalam	150.00 - 300.00	214.00	Badulla	-		<b>Long Beans</b>		
Jaffna	180.00 - 220.00	200.00	Hanguranketha	105.00 - 140.00	119.00	Dambulla	67.00 - 73.00	70.80
<b>Big Onion</b>			<b>Tomato</b>			Hambantota	100.00 - 130.00	115.00
Dambulla	-		Welimada	50.00 - 60.00	56.00	Embilipitiya	70.00 - 100.00	84.00
Kalawewa	-		Hambantota	-		Matara	80.00 - 110.00	95.00
A'pura	-		Dambulla	125.00 - 135.00	131.00	A'pura	80.00 - 100.00	88.00
<b>Potato</b>			Hanguranketha	35.00 - 60.00	46.60	<b>Ash Plantain</b>		
N'Eliya	230.00 - 240.00	236.00	<b>Vegetable (Low Country)</b>			Hambantota	-	
Badulla	-		<b>Ladies Fingers</b>			Embilipitiya	80.00 - 100.00	92.00
Welimada	180.00 - 190.00	186.00	A'pura	50.00 - 70.00	58.00	Matara	100.00 - 120.00	107.50
<b>Pulses</b>			Dambulla	50.00 - 55.00	52.40	<b>Lime</b>		
<b>Green Gram</b>			Hambantota	40.00 - 50.00	46.00	Hambantota	-	
Hambantota	-		Embilipitiya	40.00 - 50.00	43.00	Embilipitiya	350.00 - 400.00	378.00
Moneragala	950.00 - 1000.00	970.00	Matara	45.00 - 60.00	52.50	Moneragala	400.00 - 420.00	408.00
Embilipitiya	1150.00 - 1180.00	1168.33	<b>Brinjal</b>			<b>Fruits (Rs/kg)</b>		
Nikaweratiya	1000.00 - 1000.00	1000.00	A'pura	150.00 - 170.00	158.00	<b>Banana</b>		
A'pura	950.00 - 1000.00	975.00	Dambulla	130.00 - 140.00	135.00	<b>Ambul</b>		
<b>Cowpea</b>			Hambantota	-		Moneragala	100.00 - 120.00	108.00
Hambantota	-		Embilipitiya	100.00 - 150.00	126.67	Embilipitiya	100.00 - 130.00	112.00
Nikaweratiya	600.00 - 750.00	675.00	Matara	110.00 - 140.00	125.00	Hambantota	120.00 - 130.00	125.00
Moneragala	500.00 - 550.00	520.00	Welimada	160.00 - 180.00	172.00	<b>Kolikuttu</b>		
Embilipitiya	650.00 - 700.00	676.67	<b>Capsicum</b>			Moneragala	300.00 - 320.00	308.00
<b>Maize</b>			Badulla	-		Embilipitiya	320.00 - 380.00	350.00
A'pura	125.00 - 130.00	127.50	Welimada	340.00 - 350.00	346.00	Hambantota	-	
Kalawewa	130.00 - 140.00	135.00	<b>Bitter Gourd</b>			<b>Papaw</b>		
<b>Gingelly</b>			A'pura	100.00 - 120.00	108.00	Moneragala	90.00 - 100.00	94.00
A'pura	700.00 - 750.00	725.00	Dambulla	110.00 - 125.00	118.00	Embilipitiya	100.00 - 120.00	114.00
Kalawewa	-		Hambantota	-		Hambantota	110.00 - 130.00	117.50
<b>Black Gram</b>			Embilipitiya	200.00 - 230.00	220.00	<b>Pineapple</b>		
A'pura	680.00 - 700.00	690.00	Matara	130.00 - 150.00	140.00	Divulapitiya	-	
Kalawewa	-							

**Annex 01 - Colombo Markets: Retail Prices of Rice and Subsidiary Food Crops (Rs/kg)**

**Week 15: 05 - 11 April 2024**

28

<b>CROP</b>	<b>PELIYAGODA</b>	<b>MAHARAGAMA</b>	<b>KIRULAPONE</b>	<b>NUGEGODA</b>	<b>NARAHENPITA</b>	<b>DEMATAGODA</b>	<b>THOTALANGA</b>	<b>KADAWATHA</b>	<b>KIRIBATHGODA</b>
<b><u>Rice</u></b>									
<b>Local</b>									
Samba 1	245.00 - 270.00	230.00 - 270.00	230.00 - 260.00	230.00 - 270.00	250.00 - 270.00	230.00 - 270.00	240.00 - 260.00	230.00 - 260.00	230.00 - 260.00
Samba 2	-	-	-	-	-	-	-	-	-
Keeri Samba	350.00 - 380.00	350.00 - 380.00	370.00 - 380.00	370.00 - 380.00	360.00 - 380.00	360.00 - 380.00	350.00 - 360.00	380.00 - 380.00	380.00 - 380.00
Nadu 1	215.00 - 230.00	220.00 - 230.00	220.00 - 230.00	220.00 - 230.00	220.00 - 230.00	220.00 - 230.00	220.00 - 230.00	220.00 - 230.00	220.00 - 230.00
Nadu 2	-	-	-	-	-	-	-	-	-
Raw (Red)	180.00 - 200.00	180.00 - 190.00	180.00 - 210.00	190.00 - 200.00	180.00 - 200.00	200.00 - 210.00	200.00 - 210.00	200.00 - 210.00	190.00 - 210.00
Raw (White)	210.00 - 220.00	210.00 - 220.00	210.00 - 210.00	210.00 - 220.00	200.00 - 220.00	220.00 - 220.00	210.00 - 220.00	210.00 - 220.00	210.00 - 220.00
<b>Imported</b>									
Samba	270.00 - 280.00	270.00 - 290.00	260.00 - 280.00	280.00 - 280.00	280.00 - 290.00	290.00 - 290.00	270.00 - 280.00	280.00 - 290.00	280.00 - 280.00
Nadu	-	-	-	-	-	-	-	-	-
Raw (Red)	-	-	-	-	-	-	-	-	-
Raw (White)	-	-	-	-	-	-	-	-	-
<b><u>Dried Chillies</u></b>									
Imported	850.00 - 900.00	1200.00 - 1200.00	1100.00 - 1200.00	1200.00 - 1200.00	1100.00 - 1200.00	1100.00 - 1200.00	900.00 - 1000.00	1000.00 - 1100.00	1100.00 - 1100.00
<b><u>Red Onion</u></b>									
Sinnan	-	-	-	-	-	-	-	-	-
Vedalan	350.00 - 450.00	360.00 - 480.00	400.00 - 480.00	360.00 - 400.00	400.00 - 450.00	400.00 - 450.00	350.00 - 360.00	360.00 - 380.00	-
Imported	320.00 - 400.00	300.00 - 360.00	300.00 - 360.00	300.00 - 300.00	-	350.00 - 400.00	350.00 - 360.00	360.00 - 360.00	360.00 - 360.00
<b><u>Big Onion</u></b>									
Imported	600.00 - 680.00	600.00 - 700.00	600.00 - 750.00	560.00 - 750.00	640.00 - 700.00	680.00 - 720.00	500.00 - 600.00	500.00 - 560.00	560.00 - 560.00
Local	-	-	-	-	-	-	-	-	-
<b><u>Potato</u></b>									
Welimada	-	-	-	-	-	-	-	-	-
N'Eliya	380.00 - 400.00	440.00 - 480.00	400.00 - 480.00	440.00 - 440.00	400.00 - 440.00	440.00 - 440.00	380.00 - 420.00	380.00 - 400.00	400.00 - 400.00
Imported	180.00 - 200.00	200.00 - 240.00	200.00 - 220.00	200.00 - 200.00	200.00 - 240.00	200.00 - 200.00	180.00 - 220.00	180.00 - 200.00	200.00 - 200.00
<b><u>Pulses</u></b>									
Green Gram	1400.00 - 1480.00	1400.00 - 1500.00	1400.00 - 1500.00	1400.00 - 1500.00	1400.00 - 1500.00	1400.00 - 1500.00	1300.00 - 1500.00	1300.00 - 1400.00	1400.00 - 1400.00
Cowpea (White)	900.00 - 1000.00	1100.00 - 1200.00	1000.00 - 1200.00	1000.00 - 1200.00	1100.00 - 1200.00	1100.00 - 1200.00	1000.00 - 1200.00	1100.00 - 1200.00	1200.00 - 1200.00
Cowpea (Red)	900.00 - 1000.00	1100.00 - 1200.00	1000.00 - 1200.00	1000.00 - 1200.00	1100.00 - 1200.00	1100.00 - 1100.00	900.00 - 1100.00	1200.00 - 1200.00	1200.00 - 1200.00
Red Dhal	310.00 - 340.00	320.00 - 340.00	320.00 - 320.00	320.00 - 340.00	320.00 - 360.00	320.00 - 360.00	310.00 - 340.00	320.00 - 340.00	360.00 - 360.00

**Annex 02 - Colombo Markets: Retail Prices of Vegetables (Rs/kg) and Coconut (Rs/nut)**

**Week 15: 05 - 11 April 2024**

29

<b>CROP</b>	<b>PELIYAGODA</b>	<b>MAHARAGAMA</b>	<b>KIRULAPONE</b>	<b>NUGEGODA</b>	<b>NARAHENPITA</b>	<b>DEMATAGODA</b>	<b>THOTALANGA</b>	<b>KADAWATHA</b>	<b>KIRIBATHGODA</b>
<b><i>Vegetable</i></b>									
Beans	200.00 - 260.00	320.00 - 340.00	320.00 - 340.00	340.00 - 340.00	240.00 - 280.00	240.00 - 280.00	150.00 - 180.00	200.00 - 220.00	220.00 - 240.00
Carrot	300.00 - 320.00	460.00 - 480.00	400.00 - 420.00	400.00 - 420.00	320.00 - 360.00	300.00 - 320.00	300.00 - 320.00	320.00 - 360.00	320.00 - 400.00
Leeks	200.00 - 250.00	320.00 - 380.00	300.00 - 320.00	320.00 - 360.00	240.00 - 280.00	280.00 - 320.00	180.00 - 240.00	220.00 - 340.00	320.00 - 340.00
Beetroot	240.00 - 280.00	360.00 - 400.00	320.00 - 400.00	380.00 - 400.00	300.00 - 350.00	240.00 - 320.00	240.00 - 280.00	320.00 - 400.00	320.00 - 360.00
Knolkhol	120.00 - 140.00	240.00 - 320.00	240.00 - 260.00	240.00 - 300.00	260.00 - 260.00	200.00 - 240.00	110.00 - 200.00	240.00 - 320.00	240.00 - 260.00
Raddish	100.00 - 120.00	240.00 - 260.00	200.00 - 220.00	240.00 - 260.00	160.00 - 200.00	140.00 - 160.00	100.00 - 120.00	160.00 - 260.00	160.00 - 180.00
Cabbage	250.00 - 280.00	320.00 - 400.00	320.00 - 400.00	320.00 - 400.00	280.00 - 280.00	240.00 - 320.00	180.00 - 240.00	320.00 - 340.00	320.00 - 340.00
Tomato	160.00 - 200.00	320.00 - 380.00	260.00 - 280.00	380.00 - 380.00	200.00 - 240.00	220.00 - 260.00	140.00 - 260.00	220.00 - 240.00	240.00 - 260.00
Ladies Fingers	120.00 - 140.00	240.00 - 300.00	200.00 - 240.00	280.00 - 300.00	180.00 - 200.00	140.00 - 180.00	120.00 - 160.00	240.00 - 260.00	200.00 - 240.00
Brinjal	300.00 - 320.00	400.00 - 460.00	400.00 - 460.00	400.00 - 460.00	220.00 - 240.00	240.00 - 320.00	200.00 - 200.00	240.00 - 260.00	300.00 - 320.00
Capsicum	700.00 - 780.00	700.00 - 800.00	600.00 - 700.00	700.00 - 800.00	600.00 - 700.00	600.00 - 600.00	350.00 - 400.00	500.00 - 600.00	520.00 - 600.00
Pumpkin	200.00 - 250.00	280.00 - 320.00	280.00 - 320.00	280.00 - 320.00	200.00 - 240.00	220.00 - 240.00	160.00 - 240.00	220.00 - 280.00	300.00 - 320.00
Cucumber	80.00 - 120.00	200.00 - 240.00	160.00 - 200.00	220.00 - 240.00	100.00 - 150.00	100.00 - 140.00	80.00 - 120.00	160.00 - 240.00	120.00 - 200.00
Bitter Gourd	240.00 - 250.00	360.00 - 400.00	320.00 - 360.00	400.00 - 400.00	300.00 - 320.00	240.00 - 320.00	180.00 - 240.00	240.00 - 320.00	300.00 - 340.00
Snake Gourd	180.00 - 200.00	300.00 - 320.00	300.00 - 320.00	300.00 - 320.00	200.00 - 260.00	220.00 - 240.00	160.00 - 200.00	220.00 - 320.00	220.00 - 260.00
Drumstick	400.00 - 400.00	750.00 - 800.00	520.00 - 600.00	600.00 - 800.00	400.00 - 400.00	400.00 - 440.00	380.00 - 420.00	440.00 - 480.00	380.00 - 400.00
Luffa	200.00 - 220.00	300.00 - 320.00	320.00 - 340.00	360.00 - 380.00	240.00 - 320.00	220.00 - 240.00	180.00 - 240.00	240.00 - 320.00	320.00 - 360.00
Long Beans	160.00 - 200.00	320.00 - 340.00	240.00 - 260.00	320.00 - 340.00	200.00 - 280.00	180.00 - 200.00	120.00 - 200.00	200.00 - 220.00	120.00 - 180.00
Ash Plantain	200.00 - 240.00	320.00 - 360.00	300.00 - 320.00	320.00 - 360.00	260.00 - 280.00	200.00 - 240.00	200.00 - 240.00	200.00 - 260.00	220.00 - 260.00
Green Chillies	240.00 - 300.00	400.00 - 500.00	400.00 - 500.00	400.00 - 500.00	350.00 - 400.00	240.00 - 450.00	240.00 - 300.00	400.00 - 500.00	400.00 - 450.00
Lime	650.00 - 800.00	900.00 - 1000.00	800.00 - 1000.00	800.00 - 1000.00	600.00 - 600.00	650.00 - 800.00	600.00 - 650.00	600.00 - 800.00	700.00 - 800.00
<b><i>Root Crops</i></b>									
Sweet Potato	240.00 - 260.00	240.00 - 350.00	320.00 - 360.00	360.00 - 400.00	350.00 - 360.00	240.00 - 320.00	260.00 - 340.00	320.00 - 400.00	240.00 - 320.00
Manioc	150.00 - 160.00	240.00 - 260.00	240.00 - 260.00	250.00 - 260.00	200.00 - 240.00	160.00 - 240.00	140.00 - 180.00	180.00 - 200.00	200.00 - 240.00
<b><i>Leafy Vegetable</i></b>									
Mukunuwenna	50.00 - 50.00	80.00 - 80.00	70.00 - 80.00	80.00 - 80.00	80.00 - 80.00	80.00 - 80.00	40.00 - 50.00	80.00 - 80.00	80.00 - 80.00
Kankun	50.00 - 50.00	80.00 - 80.00	70.00 - 80.00	80.00 - 80.00	80.00 - 80.00	80.00 - 80.00	40.00 - 50.00	80.00 - 80.00	80.00 - 80.00
Gotukola	80.00 - 100.00	100.00 - 100.00	100.00 - 100.00	100.00 - 100.00	100.00 - 100.00	100.00 - 100.00	90.00 - 90.00	100.00 - 100.00	100.00 - 100.00
<b><i>Coconut</i></b>									
Large	100.00 - 100.00	110.00 - 120.00	120.00 - 120.00	120.00 - 130.00	110.00 - 120.00	100.00 - 120.00	100.00 - 110.00	110.00 - 110.00	110.00 - 120.00
Small	85.00 - 90.00	90.00 - 90.00	90.00 - 100.00	90.00 - 90.00	90.00 - 90.00	90.00 - 90.00	85.00 - 95.00	90.00 - 90.00	90.00 - 90.00

**Annex 03 - Colombo Markets: Retail Prices of Fruits (Rs/fruit)**

**Week 15: 05 - 11 April 2024**

30

CROP	PELIYAGODA		MAHARAGAMA		KIRULAPONE		NUGEGODA		NARAHENPITA		DEMATAGODA		THOTALANGA		KADAWATHA		KIRIBATHGODA	
<i><b>Plantain</b></i>																		
Ambul (Rs/Kg)	280.00	300.00	260.00	260.00	300.00	300.00	240.00	260.00	200.00	220.00	180.00	200.00	180.00	200.00	220.00	280.00	200.00	220.00
Kolikuttu (Rs/Kg)	500.00	550.00	520.00	520.00	650.00	700.00	550.00	550.00	550.00	700.00	500.00	500.00	450.00	500.00	530.00	600.00	450.00	550.00
Seeni (Rs/Kg)	200.00	220.00	250.00	250.00	300.00	300.00	240.00	240.00	230.00	250.00	200.00	200.00	200.00	200.00	200.00	230.00	200.00	220.00
Anamalu	44.00	48.00	50.00	50.00	55.00	57.00	50.00	52.00	45.00	48.00	44.00	44.00	30.00	32.00	32.00	35.00	32.00	35.00
Ambun	52.00	56.00	64.00	64.00	66.00	68.00	60.00	62.00	55.00	58.00	50.00	50.00	40.00	42.00	40.00	45.00	40.00	42.00
<i><b>Pineapple</b></i>																		
Large	900.00	950.00	1000.00	1000.00	1040.00	1040.00	900.00	900.00	880.00	900.00	800.00	800.00	-	-	750.00	760.00	-	-
Medium	680.00	720.00	720.00	720.00	800.00	800.00	800.00	800.00	650.00	680.00	650.00	650.00	650.00	700.00	-	-	630.00	730.00
Small	-	-	570.00	570.00	640.00	640.00	650.00	650.00	600.00	630.00	550.00	550.00	600.00	600.00	550.00	600.00	500.00	500.00
<i><b>Mango</b></i>																		
Betti	-	-	-	-	-	-	-	-	-	-	-	-	-	-	-	-	-	-
Karthakolomban	200.00	250.00	-	-	300.00	320.00	260.00	270.00	300.00	340.00	200.00	200.00	-	-	300.00	350.00	200.00	200.00
Vilad	-	-	-	-	120.00	120.00	100.00	120.00	120.00	140.00	-	-	80.00	80.00	120.00	120.00	-	-
Kohu	-	-	-	-	-	-	-	-	-	-	-	-	-	-	-	-	-	-
<i><b>Other Fruits</b></i>																		
Wood Apple	145.00	165.00	150.00	150.00	240.00	250.00	220.00	240.00	160.00	160.00	-	-	140.00	140.00	160.00	160.00	160.00	160.00
Orange	60.00	80.00	80.00	100.00	120.00	130.00	100.00	120.00	80.00	90.00	-	-	70.00	75.00	60.00	100.00	80.00	80.00
Avocado	180.00	180.00	-	-	250.00	280.00	250.00	300.00	180.00	180.00	-	-	-	-	-	-	180.00	180.00
Slime Apple	40.00	50.00	100.00	100.00	120.00	120.00	100.00	100.00	80.00	90.00	-	-	60.00	60.00	-	-	80.00	80.00
Grapes (Rs/Kg)	2000.00	2200.00	-	-	2500.00	2600.00	2500.00	2800.00	2600.00	2600.00	2500.00	2500.00	2200.00	2200.00	2200.00	2800.00	2200.00	2400.00
Papaw (Rs/Kg)	230.00	250.00	340.00	340.00	300.00	350.00	280.00	320.00	280.00	320.00	250.00	250.00	200.00	250.00	260.00	350.00	280.00	300.00
Passion	90.00	100.00	-	-	180.00	180.00	130.00	150.00	100.00	140.00	-	-	120.00	120.00	-	-	-	-
King Coconut	180.00	200.00	-	-	250.00	250.00	220.00	220.00	200.00	200.00	200.00	200.00	230.00	250.00	250.00	250.00	230.00	250.00

**Annex 04 - Colombo Markets: Retail Prices of Sea Fish and Dried Fish (Rs/kg)**

**Week 15: 05 - 11 April 2024**

31

CROP	PELIYAGODA	MAHARAGAMA	KIRULAPONE	NUGEGODA	NARAHENPITA	DEMATAGODA	THOTALANGA	KADAWATHA	KIRIBATHGODA
<b><i>Sea Fish</i></b>									
Salaya	440.00 - 520.00	680.00 - 700.00	700.00 - 720.00	780.00 - 800.00	480.00 - 480.00	480.00 - 500.00	800.00 - 800.00	600.00 - 700.00	800.00 - 800.00
Hurulla	740.00 - 800.00	900.00 - 900.00	900.00 - 900.00	1000.00 - 1000.00	700.00 - 700.00	700.00 - 720.00	800.00 - 1000.00	900.00 - 1000.00	1000.00 - 1000.00
Balaya	600.00 - 700.00	1000.00 - 1000.00	1000.00 - 1000.00	-	-	-	-	-	-
Kelawalla	1430.00 - 1500.00	1800.00 - 2000.00	1800.00 - 2000.00	2000.00 - 2300.00	2300.00 - 2300.00	1800.00 - 2000.00	2000.00 - 2000.00	1920.00 - 2000.00	2000.00 - 2000.00
Thora	2000.00 - 2400.00	3200.00 - 3200.00	3400.00 - 3600.00	3200.00 - 3200.00	3500.00 - 3500.00	2800.00 - 3000.00	2600.00 - 2800.00	2800.00 - 2800.00	2800.00 - 2800.00
Paraw	1400.00 - 1480.00	1800.00 - 2000.00	-	2200.00 - 2200.00	1900.00 - 1900.00	1800.00 - 2000.00	2000.00 - 2000.00	2000.00 - 2000.00	2000.00 - 2000.00
Mora	-	-	-	-	-	-	-	-	-
Shrimps Small	2500.00 - 2700.00	2500.00 - 2500.00	2400.00 - 2500.00	2400.00 - 2500.00	2200.00 - 2200.00	2200.00 - 2300.00	2300.00 - 2400.00	2300.00 - 2400.00	2400.00 - 2400.00
Talapath	1600.00 - 1700.00	2800.00 - 2800.00	2800.00 - 3000.00	2800.00 - 3000.00	2700.00 - 2700.00	2800.00 - 3000.00	2500.00 - 2600.00	2600.00 - 2800.00	2600.00 - 2600.00
<b><i>Eggs (Rs/egg)</i></b>									
Brown	47.00 - 47.00	50.00 - 50.00	50.00 - 50.00	50.00 - 50.00	47.00 - 47.00	46.50 - 47.00	47.00 - 47.00	47.00 - 47.00	47.00 - 47.00
White	45.00 - 45.00	47.00 - 48.00	47.00 - 48.00	47.00 - 47.00	45.00 - 45.00	45.00 - 45.00	45.00 - 46.00	45.00 - 46.00	45.00 - 46.00
<b><i>Dried Fish</i></b>									
Sprats	1800.00 - 2000.00	1800.00 - 1800.00	1800.00 - 2000.00	2000.00 - 2000.00	1800.00 - 2000.00	1800.00 - 2000.00	2000.00 - 2000.00	2000.00 - 2100.00	2000.00 - 2200.00
Kattawa	2000.00 - 2000.00	2200.00 - 2400.00	1800.00 - 2000.00	2400.00 - 2400.00	2000.00 - 2000.00	2000.00 - 2000.00	2000.00 - 2200.00	1800.00 - 2000.00	2000.00 - 2400.00
Thora	-	-	-	-	-	-	-	-	-
Mora	2000.00 - 2200.00	2300.00 - 2400.00	2200.00 - 2400.00	2200.00 - 2400.00	2000.00 - 2200.00	2200.00 - 2200.00	2000.00 - 2200.00	2200.00 - 2400.00	2400.00 - 2600.00
Balaya	1300.00 - 1400.00	1400.00 - 1500.00	1400.00 - 1500.00	1400.00 - 1500.00	1400.00 - 1600.00	1400.00 - 1600.00	1500.00 - 1600.00	1500.00 - 1600.00	1600.00 - 1600.00
Anguluwa	-	-	2000.00 - 2000.00	2400.00 - 2400.00	-	-	2400.00 - 2400.00	2500.00 - 2500.00	2500.00 - 2600.00
Salaya	800.00 - 1000.00	800.00 - 800.00	800.00 - 800.00	800.00 - 1000.00	800.00 - 1000.00	800.00 - 1000.00	1000.00 - 1000.00	1000.00 - 1000.00	1000.00 - 1000.00
<b><i>Meat</i></b>									
Beef (without Bones)	-	-	2500.00 - 2500.00	-	2400.00 - 2400.00	-	2400.00 - 2400.00	-	-
Chicken (Broiler)	1180.00 - 1180.00	1300.00 - 1300.00	1320.00 - 1320.00	1320.00 - 1320.00	1300.00 - 1300.00	1180.00 - 1180.00	1350.00 - 1350.00	1300.00 - 1300.00	1380.00 - 1380.00
Chicken (Curry)	1200.00 - 1200.00	1400.00 - 1400.00	1300.00 - 1300.00	1400.00 - 1400.00	1200.00 - 1200.00	1180.00 - 1180.00	1100.00 - 1100.00	1200.00 - 1200.00	1000.00 - 1000.00
Mutton	-	3300.00 - 3300.00	3300.00 - 3300.00	-	3300.00 - 3300.00	3200.00 - 3200.00	3100.00 - 3100.00	3200.00 - 3200.00	3400.00 - 3400.00
Pork	-	-	1300.00 - 1300.00	-	-	-	-	1300.00 - 1300.00	1300.00 - 1300.00



## Annex 05 : Food Composition of Selected Food Commodities

Commodity	Energy (kcal/100g)	Protein (g/100g)	Total fat (g/100g)	Retinol Eq ( $\mu$ g/100g)	Vit B2 (mg/100g)	Vit B6 (mg/100g)	Folate ( $\mu$ g/100g)	Vit C (mg/100g)	Calcium (mg/100g)	Magnesium (mg/100g)	Iron (mg/100g)	Zinc (mg/100g)
<b>Rice</b>												
Rice - (white Kekulu - normal )	361	9.88	1.52	-	0.03	0.09	10.67	-	6.94	26.29	1.22	1.5
Rice - (white Kekulu Samba)	355	8.81	1.53	-	0.03	0.09	8.11	-	9.82	30.48	0.92	1.7
Rice - ( Red Kekulu - normal )	366	8.64	2.12	-	0.05	0.1	8.39	-	4.73	31.7	0.88	1.84
Rice -Samba	369	6.86	2.45	-	0.05	0.13	12.79	-	8.71	37.26	1.18	1.49
Rice - Nadu White	366	7.76	1.48	-	0.03	0.12	9.35	-	4.57	20.1	0.64	1.61
<b>Dried chillies</b>	233	12.68	6.41	437	0.84	0.42	46.83	NA	107	231	5.39	1.65
<b>Onion</b>												
Big onions	48	1.67	0.24	0.16	0.01	0.1	32.99	7.58	14.82	16.94	0.45	0.25
Red onions	55	2.13	0.15	0.18	0.02	0.13	30.15	14.26	20.37	19.32	0.31	0.28
<b>Potatoes</b>	71	1.67	0.25		0.01	0.09	14.31	20.5	9.83	23.84	0.46	0.29
<b>Pulses</b>												
Green gram	290	21.97	0.93	19.5	0.28	0.33	135	NA	98.96	146	4.15	2.86
White cowpea	320	21.25	1.14	1.36	0.09	0.26	249	NA	84.1	213	5.04	3.57
Red cowpea	320	20.24	1.08	0.96	0.11	0.27	273	NA	81.83	194	4.95	3.4
Red Dhal	319	23.09	0.77	1.06	1.6	0.22	55	NA	41.27	66.63	7.45	3.34
<b>Vegetables</b>												
Beans	46	3.95	0.15	6.64	0.1	0.3	45.2	7.02	35.68	45.56	0.7	0.59
Carrot	30	0.85	0.45	1240	0.03	0.1	24.71	5.93	27.65	11.7	0.59	0.25
Leeks	30	1.74	0.49	18.56	0.02	0.19	42.63	4.65	29.28	11.77	1.49	0.43
Beetroot	31	2.12	0.15	1.52	0.01	0.09	108	4.51	20.29	34.88	0.77	0.29
Knolkhol	16	1.69	0.34		0.05	0.19	12.7	77.64	40.09	19.35	0.23	0.18
Radish	29	0.75	0.11		0.02	0.09	18.09	12.13	35.64	13.56	0.38	0.16
Cabbage	21	1.35	0.14	3.35	0.05	0.14	52.66	29.62	56.85	18.47	0.33	0.16

Tomatoes	20	0.88	0.56	165	0.03	0.09	20.16	25.58	9.69	14.93	0.31	0.12
Ladies fingers	26	2.06	0.19	12.41	0.08	0.28	70.62	24.48	92.26	55.23	0.96	0.44
Brinjal (Pandora Striped)	29	1.49	0.31	23	0.12	0.09	30.99	1.49	18.95	18	0.32	0.19
Brinjal (Chinese eggplant)	24	1.28	0.33	16.83	0.12	0.11	32.94	3.37	14.4	21.18	0.28	0.16
Capsicum	23	1.22	0.34	38.96	0.03	0.29	28.65	49.63	12.65	11.21	0.21	0.31
Pumpkin (Common)	31	0.86	0.3	30.41	0.02	0.09	17.72	8.73	18.75	9.93	0.49	0.25
Cucumber	19	0.98	0.24	0.58	0.01	0.08	19.66	4.08	22.1	18.22	0.67	0.21
Bitter gourd	19	1.47	0.23	55.08	0.05	0.06	53.1	46.89	25.19	35.81	1.75	0.26
Snake gourd (Dark green)	11	0.82	0.25	10.41	0.03	0.12	18.09	3.54	26.83	25.84	0.41	0.11
Snake gourd (Pale green)	11	0.89	0.25	5.14	0.03	0.07	16.52	2.85	27.11	21.77	0.47	0.2
Drumstick	30	2.48	0.12	3.13	0.06	0.12	60.48	92.33	22.27	28.51	0.5	0.26
Watakolu	12	0.86	0.15	59.33	0.01	0.07	25.48	6.41	14.67	14.01	4.42	0.45
Long beans	24	3.36	0.3	-	0.06	0.11	99.98	8.93	44.22	33.17	1.01	0.08
Ash Plantain	76	2.84	0.56	0.06	0.02	0.07	6.82	4.49	5.19	22.55	0.39	0.21
Green chillies	39	2.28	0.76	38.16	0.08	0.25	21.29	98.61	20.25	36.91	1.25	0.29
Limes	26	0.66	0.26	0.36	0.01	0.05	12.1	38.05	26	15.25	0.12	0.05
Kekiri	17	1.01	0.25	0.76	0.01	0.07	17.34	8.07	25.72	26.2	0.63	0.22
Ash pumpkin (Ash guord)	18	0.8	0.15		0.01	0.15	14.17	9.14	19.27	23.62	0.48	0.13
Cho-Cho	19	0.58	0.12	0.3	0.04	0.07	63.81	23.76	20.55	13.02	0.49	0.12
Thalana batu (Little prince)	21	1.28	0.39	24.33	0.12	0.09	38.63	2.4	12.38	19.62	0.31	0.22
Thalana batu (Thai eggplant)	21	1.45	0.26	18.33	0.11	0.09	31.18	2.71	17.24	37.22	0.37	0.24
Thibbatu	61	1.66	1.96	15.89	0.03	1.02	72.39	10.8	105	57.46	1.06	0.59
Kohila yams	27	0.64	0.16	1.72	0.01	0.14	4.64	1.67	52.33	33.95	0.61	1.62
Kehel muwa	19	1.36	0.63	4.27	0.02	0.12	40.51	8.16	35.09	31.43	0.38	0.39
Ambaralla	37	0.73	0.44	3.36	0.01	0.1	44.49	35.51	20.7	9.28	0.7	0.12
Mango	50	0.75	0.09	14.5	0.02	0.14	34.89	91.63	28.56	17.74	0.5	0.09
Mushroom	27	2.54	0.42	-	0.15	0.13	7.81	11.56	0.9	14.42	1.32	0.79
Dambala	21	1.84	0.2	38.74	0.08	0.4	33.69	19.82	68.24	31.38	1.2	0.44
<b>Coconuts nuts</b>	<b>390</b>	<b>3.67</b>	<b>39.92</b>	<b>-</b>	<b>0.05</b>	<b>0.11</b>	<b>14.86</b>	<b>-</b>				

<b>Root Crop</b>												
Sweet potato	108	1.27	0.33	NA	0.04	0.09	14.44	22.2	28.93	21.05	0.51	0.14
Manioc	78	0.92	0.19	NA	0.07	0.2	0.1	1.95	25.31	19.08	19.78	23.73
Nelum ala/Lotus root	79	1.94	0.93	NA	0.05	0.19	26.49	26.63	37.71	26.58	3.34	0.35
Kiriala	87	3.96	0.15	1.19	0.03	0.16	20.17	2.71	30.79	41.52	0.6	0.42
Iniala	103	3.2	0.3	33.14	0.01	0.22	22.19	13.03	40.99	28.98	1.31	0.29

<b>Leafy Vegetables</b>												
Mukunuwanna	28	3.15	0.55	92.25	0.09	0.27	96.14	3.24	135	45.38	1.7	1.03
Gotukola	15	0.64	0.47	226	0.07	0.23	70.11	6.74	96.31	41.42	1.25	0.66
Kankun	15	0.47	0.37	1614	0.08	0.4	33.69	19.82	49.21	18.35	1.32	0.44
Kathurumurunga	70	8.01	1.35	2097	0.33	0.22	120	121	901	96.64	4.36	0.53
Nivithi	22	2.2	0.47	959	0.06	0.11	74.05	10.26	163	61.37	1.49	0.67
Thampala	32	3.55	0.72	1474	0.21	0.22	74.27	82	258	209	3.5	1.4
Sarana	20	2.42	0.21	1149	0.03	0.13	58.54	9.89	59.57	42.93	0.13	0.75
Kohila leaves	33	4.1	0.83	300	0.02	0.17	56.76	5.56	19.5	20.32	0.25	0.3
Onion leaves	27	2.01	0.26	NA	0.04	0.18	56.8	23.38	35.21	74.95	3.15	0.77
Cabbage leaves	30	3.63	0.27	8.66	0.05	0.24	63.46	40.76	170	18.47	2.67	0.35
Salad leaves	19	1.05	0.24	NA	0.1	0.06	37.48	11.64	58.23	36.89	2.07	0.27
Cauliflower	23	2.09	0.48	0.14	0.06	0.11	46.67	50.17	22.44	18.52	0.76	0.27
Jackfruit pods	25	2.14	0.34	NA	0.03	0.04	30.7	24.77	37.32	26.08	0.3	0.17
Jackfruit seeds	77	5.66	0.44	NA	0.02	0.08	58.91	15.24	40.87	50.14	0.52	0.42

<b>Meat</b>												
Chicken	176	23.14	9.24	6.88	0.07	0.49	10.09	-	15.06	20.18	0.75	0.64
Beef	160	23.3	7.45	2.15	0.08	0.32	1.93	-	4.8	28.54	2.41	3.31
Mutton	138	20.37	6.23	2.7	0.13	0.28	1.73	-	7.58	19.5	1.62	5.05
Pork	161	18.83	9.5	1.9	0.09	0.28	8.15	-	6.58	8.9	0.79	0.8

<b>Fish</b>												
Balaya	96	21.28	1.12	21.01	0.15	0.12	7.89		6.45	26.02	0.68	0.46
Seer	136	22.28	5.18	81.9	0.07	0.16	15.45		9.85	36.73	0.41	0.74

Shark	95	21.6	0.83	1.11	0.04	0.11	8.57	8.44	32.58	0.41	0.74
Paraw	87	20.02	0.7	1.49	0.02	0.16	6.77	8.17	31.68	0.67	0.41
Thalapath	91	16.04	2.88	12.03	0.1	0.13	78.22	7.64	24.89	0.71	0.67
Kelawalla	109	21.47	2.55	15.95	0.17	0.73	77.39	13.35	33.82	0.68	0.64
Haedaella	87	19.88	0.78	12.18	0.04	0.06	11.7	36.6	53	0.54	0.65
Hurulla	88	17.08	2.18	10.02	0.14	1.66	61.66	103	35.45	1.24	1.05
Karalla / Katuwalla	97	21.8	1.06	1.25	0.02	0.1	14.38	37.06	39.05	0.24	0.42
Kumbala / Angila	101	21.51	1.53	16.34	0.1	0.1	7.13	31.27	37.46	1.46	0.67
Salaya / Sudaya	100	19.5	2.39	15.41	0.18	1.39	60.87	435	42.83	1.4	2.3
Theppli / Telapiya /Korali	83	18.48	1.08	17.14	0.18	0.18	8.29	99.39	24.96	2.84	0.88
Prawns	65	14.85	0.56	1.24	0.03	0.1	15.37	37.81	30.5	0.73	1.1
Crabs	45	10	0.55	8.33	0.14	0.18	13.83	37.81	45.93	0.73	1.1
Cuttle fish	76	16.82	0.93	1.93	0.02	0.04	6.22	8.73	35.46	0.62	1.3
Linna	112	20.3	3.37	15.78	0.23	0.68	59.78				
Coppara	97	22.89	0.56	21.51	0.04	0.12	8.08	7.2	30.08	1.2	0.58
Ray (Maduwa)	97	23.98	0.68	7.55	0.02	0.21	25.59	9.16	24.61	0.74	0.44

#### Dried Fish

Dried sprats	259	51.16	5.92	12.83	0.25	0.62	438	1178	162	3.06	4.2
Dried keeramin	311	49.6	12.42	12.92	0.13	2.41	144	555	166	2.58	3.19
Dried thalapath	289	54.68	8.04	9.38	0.04	0.43	97.8	62.75	110	1.96	1.45
Dried katta	275	50.04	8.31	2.48	0.03	0.35	80.4	86.55	92.17	1.47	1.16
Dried balaya	282	63.79	3.37	14.32	0.12	1.98	213	83.48	83.45	3.6	1.44
Dried shark / keelan	267	55.03	5.25	10.31	0.04	0.32	187	42.24	92.94	1.48	0.66

#### Eggs

Hen eggs (Country)	170	13.14	13	208	0.08	0.18	54.6	50.14	11.04	1.64	1.12
Hen eggs (Table)	135	13.55	9.03	200	0.19	0.19	49.46	63.3	12	2.39	1.73
Quail eggs	153	12.39	11.46	153	0.11	0.17	54.86	60.67	11.21	2.55	1.51

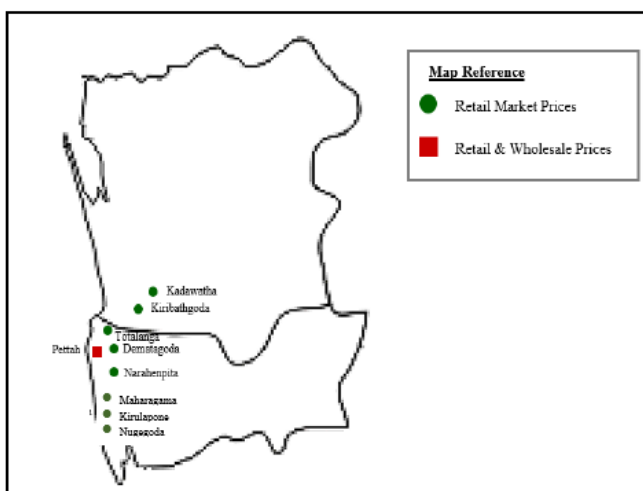
#### Fruits

Banana Embul	109	1.11	1.09	9.68	0.05	0.64	32.98	13.61	9.39	25.67	0.51	0.23
Anamaalu	102	1.04	0.72	16.4	0.04	0.65	21.07	3.66	8.06	27.02	0.51	0.23

Koli kuttu	107	1.38	0.34	8.8	0.03	0.47	18.12	7.71	8.56	38	0.32	0.14
Pineapple	37	0.41	0.17	5.76	0.04	0.12	17.86	39.36	10.37	10.71	0.3	0.09
Papaya	26	0.42	0.16	171	0.11	0.04	54.85	48.62	16.77	8.9	0.23	0.08
Mangoes (Karthakolomban)	79	0.8	0.92	259	0.01	0.1	35.52	17.74	3.12	6.72	0.1	0.08
Mangoes (Vilad)	44	0.76	0.58	146	0.05	0.26	67.6	29.97	16.93	14.79	0.65	0.19
Apple	62	0.29	0.64	0.36	0.02	0.08	3.43	2.9	3.12	6.72	0.1	0.08
Avacado	144	2.95	13.86	2	0.08	0.18	67.17	9.36	28.48	48.14	0.81	0.75
Wood apple	78	3.09	3.62	0.46	0.01	0.14	6.07	13.58	59.15	25.16	0.45	0.32
Orange	46	1.07	0.37	23.44	0.01	0.28	14.46	20.19	31.18	20.36	0.81	0.35
Guava	39	1.53	0.38	19.67	0.01	0.11	25.24	30.88	6.59	12.02	0.53	0.33
Grapes	49	0.95	10.69	3.22	0.04	0.1	7.07	20.51	7.27	6.86	0.28	0.07
Melon	19	0.65	0.16	130	0.02	0.11	6	8.24	4.05	9.76	0.15	0.1

**Source: Sri Lanka Food Composition Tables, Ministry of Health - 2021.**

# Price Collecting Areas





HARTI



Ministry of Agriculture

**Food Systems and Market Research Division & Data Management Division  
Hector Kobbekaduwa Agrarian Research and Training Institute**

**No. 114, Wijerama Mawatha, Colombo 07.**

Phone: 011-2696981 Fax: 011-2682283

E-mail: mfpaharti@yahoo.com

Web: www.harti.gov.lk

www.mobilink.lk

**දෛනික චිළචිචි තොග මිල, ජංගම දුරකථනයෙන්**

හෙක්ටර් කොච්චිකඩුව ගොවි කරියතු පර්යේෂණ හා පුහුණුවීම් ආයතනය අනුමතයෙන්

**මොබිටෙල් ජංගම මිල දර්ශනය**

ජාතික ජංගම දුරකථන ජාලයෙන්

**6666** අමතන්න.

මොබිටෙල් අද මිල - අත දෙස

මොබිටෙල් ජංගම දුරකථන ජාලයෙන් චිළචිචි තොග මිල දර්ශනය.

විකාශිතයාට රු.2/-

විකාශිතයාට රු.2/-