

RETAIL MARKET AT A GLANCE

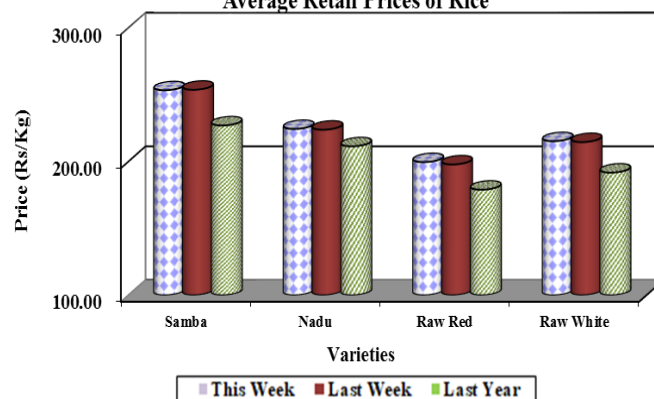
Summary

Rice

Prices of *nadu* grade I and raw white have increased by Rs.1.00/kg and the price of *keeri samba* has decreased by Rs.2.00/kg. The average prices were Rs.367.00/kg (*keeri samba*), Rs.253.00/kg (*samba*), Rs.224.00/kg (*nadu*), Rs.200.00/kg (raw white) and Rs.215.00/kg (raw red) in Colombo and suburb markets. Average farm gate prices for major paddy varieties have not changed in most of the paddy producing areas and *yala* cultivation has commenced.

(Page No.01-02)

Average Retail Prices of Rice

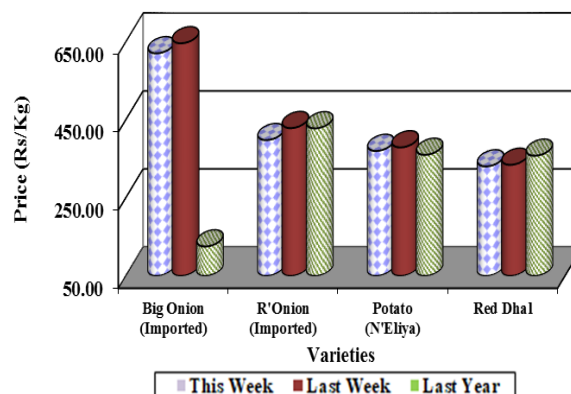


Other Field Crops

Prices of both imported and local red onion (*vedalan*) ranged between Rs.340.00-Rs.480.00/kg and the price of big onion ranged Rs.300.00-800.00/kg in Colombo and suburb markets. Price of both local (Rs.9.00/kg) and imported potato (Rs.2.00/kg) have decreased. Further, the prices of cowpea ranged between Rs.800.00-1,200.00/kg while the price ranged Rs.1,350.00-1,600.00/kg for green gram.

(Page No.02-03)

Average Retail Prices of Other Field Crops

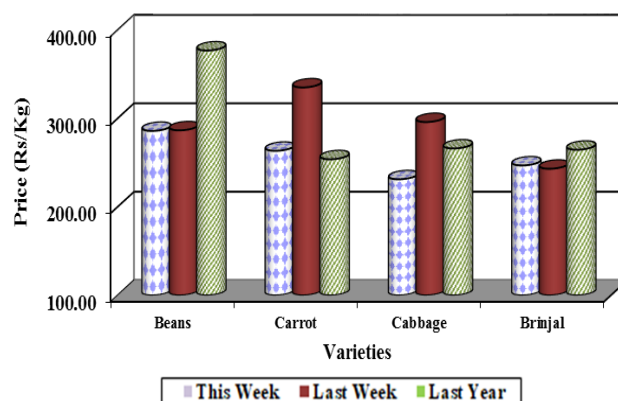


Vegetables

Prices of most of the up-country vegetables have decreased while the prices of most of the low country vegetables have increased. Regarding up-country vegetables, the highest price decrease was recorded for carrot as Rs.72.00/kg, followed by cabbage (Rs.65.00/kg). Regarding low-country vegetables, the maximum price increase was recorded as Rs.61.00/kg for snake gourd, followed by drumstick (Rs.58.00/kg).

(Page No.04-05)

Average Retail Prices of Vegetables



Rice

Wholesale

Prices of samba grade I, both nadu grade I, II and raw red have increased in the range of 1%-3% due to increased paddy prices and the prices ranged Rs.235.00-240.00/kg for samba grade I, Rs.205.00-210.00/kg, Rs.200.00-200.00 for nadu grade I and II Rs.180.00-190.00/kg for raw red. Price of keeri samba has decreased by 1% and prices ranged Rs.310.00-320.00/kg. Price of samba grade II and raw white have not changed significantly and the prices ranged Rs.228.00-230.00/kg and Rs.195.00-205.00/kg.

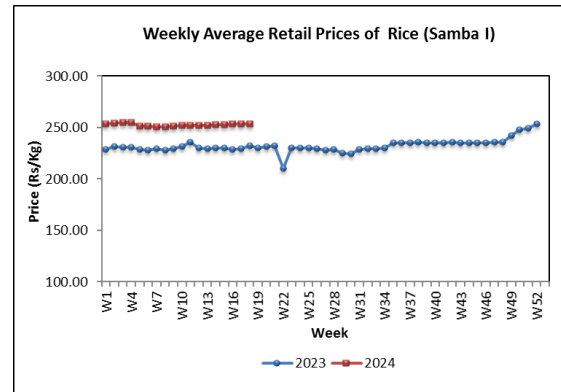
Price of imported ponni samba has increased by 2% due to unavailability of sufficient stocks and the price ranged Rs.240.00-250.00/kg.

Compared to the same period of last year, price of all local rice varieties has increased in the range of 12%-23%.

Retail

Compared to last week, prices of samba grade I and imported samba have not changed significantly and their prices ranged Rs.230.00-270.00/kg and Rs.260.00-290.00/kg respectively. Price of keeri samba has decreased by Rs.2.00/kg, However, the prices of nadu grade I, raw red and raw white have increased by Rs.1.00/kg, Rs.2.00/kg. and Rs.1.00/kg respectively. The prices of keeri samba,

nadu I, raw red and raw white ranged Rs.350.00-380.00/kg, Rs.220.00-230.00/kg, Rs.190.00-210.00/kg and Rs.210.00-220.00/kg respectively.



Compared to the same period of last year, the prices of all rice varieties have increased with the highest price increase of 37% reported for keeri samba.

Paddy

According to field information, in all paddy growing areas, cultivation of the *yala* season has started. Also, in most of the paddy-producing areas, the paddy prices have not changed significantly.

Prices of short grain (samba) has decreased by Rs 1.00/kg in Kurunegala area and its price ranged by Rs. 125.00–132.00/kg in all producing areas. Likewise, the paddy price of keeri samba has increased by Rs. 1.50/kg in the Kalawewa area, but in other keeri samba paddy producing areas the price has not changed. Price of long grain white (nadu) has increased by less than Rs. 2.00/kg in Polonnaruwa and Ampara areas and its prices ranged Rs. 112.00 -

Weekly Food Commodities Bulletin

120.00/kg in all producing areas. The average price of long grain (red) has not changed and its prices ranged between by Rs102.00-105.00/kg.

Compared to the same period of last year, prices of all paddy varieties have increased 11%-34 % in all producing areas with the highest price reported for long grain white in Anuradhapura.

Dried Chillies

Wholesale

Price of imported dried chillies has increased by 2% due to unavailability of sufficient stocks and the price ranged Rs.650.00-700.00/kg.

Compared to the same period of last year, price of imported dried chillies has decreased by 39%.

Retail

Price of imported dried chillies has decreased by Rs.29.00/kg and the price ranged Rs.750.00-1200.00/kg.

Compared to the same period of last year, the price of imported dried chillies has decreased by 25%.

Onion

Wholesale

Price of *vedalan* red onion and imported red onion have decreased by 1% and 3% due to availability of sufficient stocks and

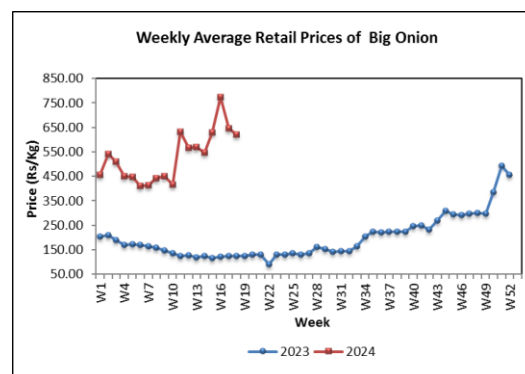
the price ranged Rs.330.00-350.00/kg and Rs.280.00-320.00/kg. *Sinan* red onion was also available at the market and the price ranged Rs.250.00-270.00/kg.

Price of imported big onion has decreased by 9% due to availability of sufficient stocks and the price ranged Rs.250.00-680.00/kg.

Compared to the same period of last year, price of *vedalan* and imported red onion has increased by 3% and 17% while *sinnan* red onion has decreased by 2%. Price of imported big onion has increased by 378%.

Retail

Price of both *vedalan* and imported red onion have decreased by Rs.9.00/kg and Rs.31.00/kg respectively and their prices ranged Rs.400.00-480.00/kg and Rs.340.00-450.00/kg respectively. The price of imported big onion has decreased by Rs.26.00/kg and the price ranged Rs.300.00-800.00/kg due to availability of varieties with different qualities imported from different countries.



Compared to the same period of last year, the price of imported red onion has decreased by 7% and imported big onion has increased by 396%.

Potato

Wholesale

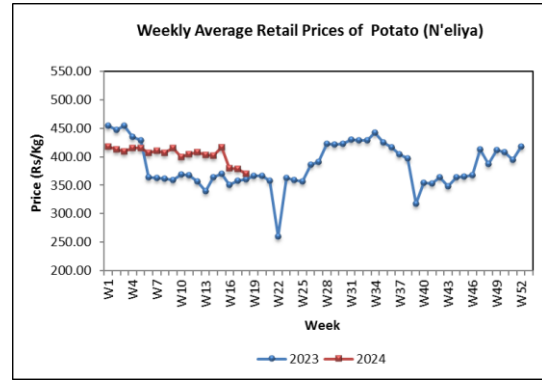
Price of Welimada and Nuwara Eliya potatoes have decreased by 16% and 8% due to availability of sufficient stocks and the price ranged Rs.170.00-210.00/kg and Rs.210.00-240.00/kg respectively. Price of imported potato has decreased by 1% and the price ranged Rs.140.00-170.00/kg.

Compared to the same period of last year, prices of all potato varieties have decreased by 6%-16%.

Retail

Price of both Nuwara Eliya and imported potatoes has decreased by Rs.9.00/kg and Rs.2.00/kg respectively and their prices ranged Rs.350.00-400.00/kg and Rs.180.00-220.00/kg respectively.

Compared to the same period of last year, prices of both Nuwara Eliya and imported potatoes have increased by 3% and 4% respectively.



Pulses

Wholesale

Price of green gram has decreased by 5% due to availability of sufficient stocks and the price ranged Rs.1150.00-1250.00/kg. Price of red cowpea has increased by 2% due to unavailability of sufficient stocks and the price ranged Rs.650.00-700.00/kg. Price of red dhal has not changed significantly and the price ranged Rs.280.00-285.00/kg.

Compared to the same period of last year, price of green gram and red dhal have decreased by 17% and 16% while the price of red cowpea has increased by 4%.

Retail

Prices of green gram and red dhal have decreased by Rs.7.00/kg and Rs.4.00/kg and their prices ranged Rs.1350.00-1600.00/kg and Rs.300.00-360.00/kg respectively. Price of white cowpea and red cowpea has increased by Rs.8.00/kg and

Rs.8.00/kg and Rs.11.00/kg respectively and their prices ranged Rs.800.00-1200.00/kg.

Compared to the same period of last year, prices of white cowpea and red cowpea have increased by 8% and 9% while the prices of green gram and red dhal have decreased by 8%.

Vegetable

Wholesale

Prices of most of the up-country vegetables have decreased while prices of most of the low country vegetables have increased.

Considering the up-country vegetables, the market supply of most of the vegetables has increased from Nuwara Eliya and Welimada areas with continued production. Accordingly, the highest price decrease was reported for cabbage as 40%, followed by carrot as 36%. Price of beans has decreased by 16% due to increased supply from Bandarawela and Kandy areas. However, the prices of raddish and knolkhol have increased by 34% and 32% respectively due to availability of high-quality stocks supplied from Nuwara Eliya and Melsiripura areas.

Price of tomato has decreased by 33% due to decreased supply from all the major producing areas while the price of

capsicum has decreased by 31% due to increased supply from Thalawakele area.

Considering the low country vegetables, the highest price increase was reported for ladies fingers as 76% due to decreased supply from Puttalam and Dambulla areas, followed by luffa and bitter gourd as 54% and 50% respectively due to decreased supply from their major producing areas. Prices of drumstick, cucumber and snake gourd have increased in the range of 32%-36%.

However, price of pumpkin has decreased by 26% due to increased supply from all major producing areas and the price of long beans has decreased by 19% due to decreased market demand with the decreased price of beans.

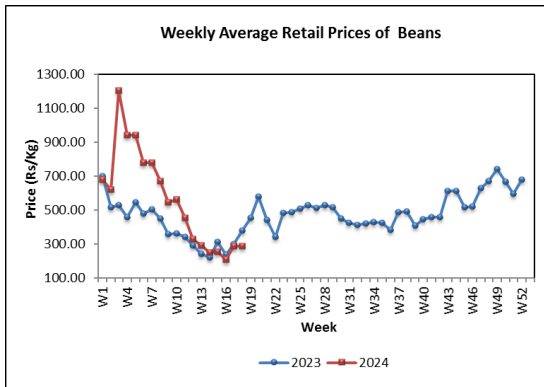
Price of green chilies has decreased by 2% while price of lime has increased by 6%.

Compared to the same period of last year, prices of most of the vegetables have decreased with the highest price decrease reported for tomato as 74%.

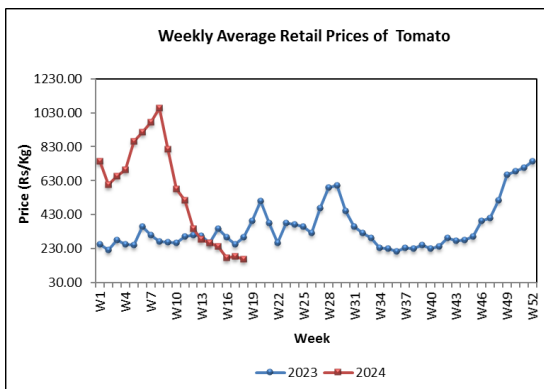
Retail

In line with decreased wholesale price, retail prices of most of the vegetable varieties have decreased.

Weekly Food Commodities Bulletin



Considering up country varieties, the highest price decrease was reported for carrot as Rs.72.00/kg followed by cabbage as Rs.65.00/kg. Prices of leeks and beetroot have decreased by Rs.19.00 and Rs.8.00/kg respectively. However, prices of raddish and knolkhol have increased by Rs.23.00/kg and Rs.21.00/kg respectively. Prices of capsicum and tomato have decreased by Rs.60.00/kg and Rs.19.00/kg respectively.



Considering low country varieties, prices of varieties have increased with the highest price increase recorded for snake gourd as Rs.61.00/kg followed by drumsticks (Rs.58.00/kg). Moreover, prices of bitter gourd and cucumber have increased by

Rs.41.00/kg. Furthermore, prices of luffa and ladies fingers have increased by Rs.34.00/kg and Rs.28.00/kg. The highest price decrease was reported for pumpkin as Rs.43.00/kg followed by long beans Rs.5.00/kg. Price of green chilies has decreased by Rs.46.00/kg and the price of lime has increased by Rs.29.00/kg.

Compared to the same period of last year, prices of most of the varieties have decreased with the highest price decrease reported for green chilies as 44%.

Coconut Wholesale

Prices of both large and small nuts have decreased by 1%, and the prices ranged Rs.92.00-100.00 for a large nut and Rs.80.00-90.00 for a small nut.

Compared to the same period of last year, prices of large and small nuts have decreased by 5% and 6% respectively.

Retail

Prices of both large and small nuts have decreased by Rs.1.00/nut. Prices ranged Rs.100.00-120.00 for a large nut Rs.85.00-100.00 for a small nut.

Compared to the same period of last year, prices of large and small nuts have decreased by 5% while and 2% respectively.

Retail

Fruits

Wholesale

Prices of most of the fruit varieties have decreased due to low demand and increased supply. The highest price decrease of 51% was reported for *karthakolomban* mango while the price of other mango varieties has decreased in the range of 11%-33% with availability of sufficient stocks. Price of avocado decreased by 46% due to increased supply with commencement of harvesting season. Prices of slime apple and passion fruit have decreased by 37% and 20% respectively with availability of stocks. Prices of all the banana varieties have decreased in the range of 4%-21% with low demand. In addition, prices of papaw and king coconut have decreased by 16% and 11% with availability of small sized fruits.

However, prices of wood apple have increased by 5% while prices of all sizes of pineapple have increased by 1% with availability of limited stocks. In addition, prices of imported grapes have changed slightly.

Compared to the same period of last year, price of most of the fruit varieties has increased with the highest price increase reported as 141% for large sized pineapple.

Prices of most of fruit varieties have decreased with decreased wholesale prices. The highest price decrease of Rs.82.00/fruit was reported for *karthakolomban* mango due to availability of sufficient stocks in the market. Moreover, the price of *vilad* mango has decreased by Rs.26.00/fruit. Price of papaw has decreased by Rs.53.00/kg.

In addition, the prices of avocado and passion fruit have decreased by Rs.39.00/fruit and Rs.15.00/fruit respectively. Moreover, the prices of *seeni*, *kolikuttu* and *ambul* banana have decreased by Rs.23.00/kg, Rs.29.00/kg and Rs.36.00/kg respectively.

Meanwhile, the highest price increase of Rs.70.00/fruit was reported for medium sized pineapple. Further, the prices of small and large sized pineapple have increased by Rs.16.00/fruit and Rs.8.00/fruit respectively. Moreover, price of king coconut and wood apple has increased by Rs.7.00/fruit and Rs.3.00/fruit respectively.

Compared to the same period of last year, prices of most of the fruit varieties have increased with the highest price increase reported for medium sized pineapple as 143%.

Fresh Fish

Wholesale

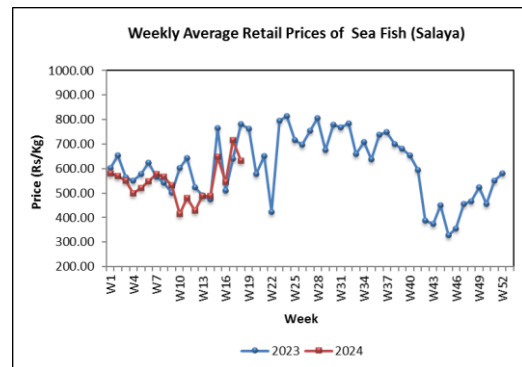
Wholesale prices of most of the fresh fish types have decreased due to increase in wholesale supply. The highest price decrease of 30% was noted for kelawalla due to high supply from Beruwala, Galle and Mirissa areas and the price ranged between Rs.850.00-1100.00/kg. A price decrease of 11% was noted for hurulla due to high supply from Kalpitiya and Mullaitivu areas and the price ranged Rs.550.00-750.00/kg. Likewise, a price decrease of 10% was noted for salaya and paraw due to high supply from Valachchenai, Mannar and Trincomalee areas and their prices ranged Rs.250.00-500.00/kg and Rs.1100.00-1350.00/kg respectively.

However, a price increase of 9% was noted for thora due to low supply from Northern areas and the price ranged Rs.1800.00-2500.00/kg. Also, wholesale prices of mora and balaya have increased by 4%-6%.

Compared to the same period of last year, current wholesale prices of most of the fresh fish types have decreased in the range of 1%-33% and the highest price decrease was noted for salaya.

Retail

In line with decreased wholesale prices, retail prices of all types of fresh fish except thora have decreased due to increased supply. The highest price decrease was reported for hurulla by Rs.99.00/kg followed by Rs.87.00/kg for kelawalla and Rs.85.00/kg for salaya. Prices of the remaining types have decreased in the range of Rs.7.00-59.00/kg. However, price of thora has increased by Rs.288.00/kg.



Compared to the same period of last year, prices of most types of fresh fish types have decreased in the range of 6%-38% with the highest price decrease reported for balaya.

Dried Fish

Wholesale

Due to decreased of local dried fish supply, prices of most of the local and imported dried fish types have increased. The highest price increase of 8% was noted for

local salaya due to low supply from Mannar, Chilaw and Puttalam areas and the price ranged between Rs.350.00-420.00/kg. Likewise, a price increase of 4% was noted for local balaya due to low supply from Negombo and Beruwala areas and the price ranged between Rs.750.00-900.00/kg. In addition, prices of local maduwa and imported sprats have increased by 1% and the price of imported kattawa has increased by 2% respectively. However, a price decrease of 3% was noted for local sprats due to high supply from Trincomalee, Mannar and Mullaitivu areas and the price ranged between Rs.1100.00-1250.00/kg. In addition, prices of local mora and imported anguluwa have decreased by 1%.

Compared to the same period of last year, wholesale prices of most of the dried fish types have decreased in the range of 5%-39% and the highest price decrease was reported for local salaya.

Retail

In line with increased wholesale prices, retail prices of all types of dried fish except mora have increased due to decreased supply. The highest price increase was reported for anguluwa by Rs.133.00/kg followed by Rs.95.00/kg for local sprats and Rs.87.00/kg for salaya. The remaining types have increased in the range of Rs.18.00-61.00/kg.

Compared to the same period of last year, prices of most of the dried fish types have increased in the range of 1%-10% with the highest price increase reported for local sprats.

Eggs

Wholesale

Prices of brown and white eggs have decreased by 2% and their prices ranged between Rs.47.00-50.00/egg and Rs.44.00-47.00/egg respectively.

Compared to the same period of last year, prices of white egg have decreased by 3%.

Retail

Prices of brown and white eggs have not changed significantly. The price range of brown eggs was reported as Rs.50.00-52.00/egg and the average price of white eggs was reported for Rs.48.00/egg.

Compared to the same period of last year, prices of both brown and white eggs have decreased by 2% and 3% respectively.

Meat

Retail

Prices of most of the meat types have decreased with low demand. The highest price decrease was reported for skinless broiler chicken by Rs.91.00/kg. Prices of skinless curry chicken and mutton have

decreased by Rs.41.00/kg and Rs.7.00/kg respectively.

However, price of beef has increased by Rs.25.00/kg with decreased supply.

Compared to the same period of last year, prices of most of the meat types have decreased in the range of 10%-28% with the highest price decrease reported for pork.

EXPLANATORY NOTE

The Food Commodities Bulletin is a weekly publication containing information relating to wholesale and retail prices of selected food commodities in nine selected markets in and around Colombo and main markets in the major producing areas.

The information is analyzed and presented as prevailing prices, price ranges, averages, and a comparison of weekly prices. The changes in prices reported are always with price prevailed during the previous week unless otherwise stated.

The frequency of collection of wholesale price information is twice a week (i.e., Tuesday and Friday) while with retail prices, it is thrice a week (i.e., Friday, Monday, and Tuesday).

Table 01: Selected Markets: Wholesale Price of Rice (Rs/50kg bag)

Week 18: 26 April - 02 May 2024

LOCATIONS	Rice Varieties													
	Samba 1		Samba 2		Keeri Samba		Nadu 1		Nadu 2		Raw Red		Raw White	
Colombo	11750	12000	11400	11500	15500	16000	10250	10500	10000	10000	9000	9500	9750	10250
Divulapitiya	-	-	-	-	-	-	-	-	-	-	-	-	-	-
Kurunegala	-	-	11250	11400	17000	17000	10750	10900	9750	10250	8900	9500	9750	9750
Nikaweratiya	12500	13000	11250	11250	17000	17000	10850	10900	10000	10250	-	-	9750	9750
Badulla	-	-	11250	11250	-	-	10750	10750	-	-	8000	8400	9000	9500
Puttalam	-	-	11250	12000	-	-	10750	10850	9600	10000	10000	10250	9700	9750
Dambulla	12750	12800	11750	11900	-	-	10650	10700	9500	9750	9000	9250	9250	9400
Anuradhapura	12250	12750	11500	11500	17500	17750	10750	10850	9750	10250	9750	10250	9250	10250
Tambuttegama	-	-	11250	11500	-	-	-	-	10000	10250	-	-	9750	10000
Polonnaruwa	12350	12600	11850	11900	17500	17500	10700	10750	9700	9750	10200	10250	9700	9750
Kalutara	-	-	11500	11750	-	-	10250	10400	-	-	9000	9250	10000	10250
Ampara	-	-	-	-	-	-	11000	11000	9750	10250	8250	8750	8750	9300
Kandy	12000	12250	11250	11500	16250	16500	10350	10750	9500	9800	8750	9000	9750	10000
Moneragala	12250	12750	11000	11000	17250	17750	10500	10850	-	-	8500	8750	8750	9250
Kegalle	-	-	-	-	-	-	-	-	-	-	-	-	-	-
Dehiattakandiya	12750	12750	-	-	15750	17250	10750	10900	9750	10250	8250	10000	9000	10000
Hambantota	-	-	-	-	-	-	-	-	-	-	-	-	-	-
Matara	11750	12250	-	-	-	-	10600	10800	-	-	8250	8600	9750	10000
Galle	-	-	-	-	-	-	-	-	-	-	-	-	-	-
Meegoda	11750	12000	11500	11500	16000	16250	10200	10500	-	-	8700	9500	9750	10100
Tissamaharama	12250	12750	11750	12000	16250	17750	10500	10750	10250	10250	8000	8250	9350	9750
Embilipitiya	-	-	11450	11500	-	-	10400	10500	-	-	8300	8400	9100	9200
Jaffna	12000	12100	-	-	15600	15750	-	-	9000	9750	8000	8100	10000	10250
Vavuniya	11750	12000	-	-	16000	16400	10250	10400	9500	9750	8500	8750	9500	9750
Mannar	-	-	11500	11750	15500	15750	10250	10500	9750	10000	8700	8900	9750	10000
Killinochchi	11750	12000	-	-	16000	16500	10000	10250	9500	9750	8500	8750	9500	9750
Mullattivu	-	-	-	-	-	-	-	-	-	-	-	-	-	-
Batticaloa	11700	11800	-	-	16250	16750	10000	10400	9500	9850	8600	8850	9600	9800
Trincomalee	-	-	-	-	-	-	-	-	-	-	-	-	-	-
Galenbindunuwew	11850	12500	11500	11500	17500	17500	10600	10900	10250	10250	9750	10000	9400	10000
Matale	12250	12500	11500	11650	16000	16750	10600	10800	10000	10300	9000	9500	9500	9750

Table 02: Selected Markets: Retail Price of Rice (Rs/kg)

Week 18: 26 April - 02 May 2024

LOCATIONS	Rice Varieties													
	Samba 1		Samba 2		Keeri Samba		Nadu 1		Nadu 2		Raw Red		Raw White	
Colombo	230.00	270.00	-	-	350.00	380.00	220.00	230.00	-	-	190.00	210.00	210.00	220.00
Gampaha	-	-	-	-	-	-	-	-	-	-	-	-	-	-
Kurunegala	250.00	260.00	230.00	240.00	350.00	360.00	210.00	220.00	200.00	200.00	180.00	200.00	200.00	210.00
Nikaweratiya	270.00	270.00	230.00	230.00	360.00	360.00	220.00	220.00	200.00	205.00	200.00	210.00	195.00	215.00
Dambulla	260.00	265.00	240.00	245.00	360.00	365.00	216.00	218.00	195.00	205.00	188.00	190.00	190.00	195.00
Anuradhapura	255.00	260.00	230.00	235.00	360.00	370.00	220.00	220.00	200.00	210.00	200.00	210.00	190.00	210.00
Thambuththegama	-	-	230.00	235.00	-	-	220.00	220.00	200.00	210.00	200.00	210.00	198.00	202.00
Polonnaruwa	253.00	260.00	230.00	240.00	350.00	360.00	218.00	220.00	195.00	200.00	210.00	210.00	195.00	200.00
Kaluthara	-	-	243.00	245.00	-	-	218.00	225.00	-	-	195.00	200.00	208.00	210.00
Badulla	-	-	230.00	240.00	340.00	340.00	220.00	220.00	-	-	170.00	175.00	195.00	200.00
Keppetipola	260.00	270.00	230.00	235.00	360.00	370.00	217.00	220.00	205.00	208.00	175.00	180.00	200.00	202.00
Moneragala	255.00	260.00	220.00	230.00	350.00	370.00	215.00	220.00	-	-	175.00	180.00	180.00	190.00
Kegalle	270.00	275.00	-	-	390.00	400.00	220.00	220.00	195.00	210.00	210.00	210.00	200.00	210.00
Ampara	270.00	270.00	235.00	240.00	360.00	360.00	220.00	220.00	205.00	205.00	167.00	180.00	180.00	190.00
Dehiattakandiya	260.00	265.00	-	-	340.00	355.00	218.00	220.00	199.00	210.00	170.00	210.00	185.00	210.00
Nuwaraeliya	260.00	270.00	235.00	240.00	340.00	350.00	218.00	220.00	210.00	212.00	178.00	186.00	199.00	202.00
Kandy	250.00	260.00	230.00	240.00	360.00	365.00	215.00	220.00	200.00	205.00	190.00	200.00	195.00	215.00
Puttalam	280.00	285.00	230.00	245.00	-	-	220.00	220.00	195.00	205.00	205.00	210.00	195.00	200.00
Hambantota	-	-	-	-	-	-	-	-	-	-	-	-	-	-
Rathnapura	255.00	265.00	-	-	360.00	380.00	220.00	230.00	210.00	215.00	168.00	183.00	200.00	210.00
Matara	250.00	260.00	-	-	360.00	370.00	220.00	220.00	-	-	170.00	180.00	200.00	210.00
Galle	-	-	-	-	-	-	-	-	-	-	-	-	-	-
Tissamaharama	240.00	260.00	-	-	330.00	360.00	220.00	225.00	210.00	215.00	163.00	170.00	190.00	200.00
Meegoda (DEC)	240.00	250.00	-	-	330.00	340.00	210.00	220.00	-	-	180.00	200.00	205.00	210.00
Embilipitiya	235.00	250.00	-	-	-	-	210.00	220.00	200.00	205.00	168.00	175.00	185.00	200.00
Jaffna	245.00	250.00	-	-	335.00	350.00	210.00	215.00	195.00	205.00	175.00	180.00	210.00	215.00
Vavuniya	245.00	250.00	-	-	340.00	348.00	212.00	215.00	200.00	205.00	180.00	185.00	200.00	205.00
Mannar	240.00	250.00	-	-	330.00	350.00	215.00	220.00	205.00	210.00	184.00	190.00	205.00	215.00
Killinochchi	245.00	250.00	-	-	340.00	345.00	210.00	215.00	200.00	205.00	180.00	185.00	200.00	205.00
Mullaittivu	-	-	-	-	-	-	-	-	-	-	-	-	-	-
Batticaloa	245.00	246.00	-	-	340.00	345.00	210.00	215.00	200.00	205.00	180.00	185.00	200.00	205.00
Trincomalee	-	-	-	-	-	-	-	-	-	-	-	-	-	-
Hanguranketha	-	-	230.00	235.00	-	-	216.00	220.00	190.00	210.00	178.00	198.00	195.00	210.00
Veyangoda	250.00	260.00	230.00	240.00	340.00	350.00	220.00	220.00	196.00	210.00	190.00	195.00	200.00	200.00
Galenbindunuwewa	240.00	260.00	230.00	235.00	360.00	360.00	220.00	220.00	210.00	215.00	200.00	210.00	195.00	210.00
Bandarawela	-	-	-	-	-	-	-	-	-	-	-	-	-	-
Matale	255.00	260.00	234.00	240.00	335.00	340.00	216.00	220.00	205.00	212.00	185.00	200.00	195.00	210.00

Table 04: Selected Markets: Wholesale Price of Subsidiary Food (Rs/50kg)

Week 18: 26 April - 02 May 2024

LOCATION	Dried Chillies	Red Onion		Big Onion	Potato			Pulses		
	Imported	Imported	Local		Imported	Welimada	Nuwara Eliya	Green Gram	Cowpea	Red Dhal
Colombo	32500 - 35000	14000 - 16000	16500 - 17500	12500 - 34000	7000 - 8500	8500 - 10500	10500 - 12000	57500 - 62500	-	14000 - 14250
Kurunegala	31250 - 36500	13750 - 15000	-	13500 - 33500	7500 - 8000	-	-	55000 - 65000	30000 - 30000	13900 - 16000
Nikaweratiya	32000 - 35000	15500 - 16000	-	11500 - 34000	7500 - 8000	-	-	65000 - 67500	36250 - 36250	14150 - 14250
Dehiattakandiya	35000 - 40000	14500 - 17500	-	12500 - 13000	7750 - 9000	-	12000 - 13000	60000 - 67500	34000 - 35000	13900 - 15250
Dambulla (DEC)	32000 - 32500	14000 - 15000	14000 - 15000	9750 - 10000	6750 - 7250	10500 - 11000	-	50000 - 55000	30000 - 32500	14000 - 14250
Anuradhapura	35000 - 40000	14000 - 18000	-	11000 - 35000	7500 - 8500	-	-	57500 - 67500	35000 - 40000	14500 - 15000
Thambuththegama	31000 - 34000	16000 - 17500	12500 - 14000	9000 - 32500	8000 - 8750	11500 - 12000	-	55000 - 55000	37500 - 37500	14000 - 14500
Polonnaruwa	36000 - 38000	14500 - 15500	-	37000 - 38500	8500 - 9500	-	16500 - 17500	50000 - 60000	35000 - 37500	15000 - 16000
Kaluthara	36000 - 37000	15000 - 15500	-	22500 - 23000	7600 - 7900	-	12750 - 12900	63000 - 64000	35000 - 36000	14150 - 14400
Puttalam	35000 - 37500	-	12000 - 15000	15500 - 35000	8000 - 8500	-	15750 - 17000	64000 - 67500	35000 - 37500	15250 - 15750
Kandy	35000 - 37500	14000 - 16000	16000 - 17000	10000 - 34000	8000 - 8500	9500 - 10000	11000 - 11500	60000 - 62500	32500 - 35000	14250 - 14500
Matara	38000 - 41000	15000 - 16000	-	15000 - 37500	8250 - 9000	-	14000 - 15000	62500 - 67500	37500 - 40000	14750 - 15500
Hambantota	-	-	-	-	-	-	-	-	-	-
Kegalle	32000 - 38000	15500 - 16000	-	17000 - 32500	7150 - 7250	-	13500 - 14000	65000 - 65500	35000 - 35500	14500 - 17000
Galle	-	-	-	-	-	-	-	-	-	-
Tissamaharama	37500 - 42500	15000 - 17500	-	17500 - 40000	8750 - 9250	-	14000 - 15000	57500 - 65000	32500 - 37500	14750 - 16000
Meegoda (DEC)	32500 - 36000	-	-	10000 - 34000	7250 - 7750	11000 - 11500	11500 - 12500	-	32500 - 40000	14250 - 14500
Jaffna	34500 - 37500	-	13250 - 13750	36000 - 37000	9000 - 9250	-	-	66500 - 67000	-	14750 - 15000
Vavuniya	40000 - 42000	-	-	37500 - 38500	9000 - 9500	-	-	55000 - 57500	-	14500 - 15000
Mannar	35500 - 36250	-	-	11000 - 36500	8500 - 9000	-	-	62500 - 65000	-	14900 - 15100
Killinochchi	35000 - 37000	-	17000 - 18000	38000 - 39000	8000 - 9000	-	-	62500 - 65000	-	14500 - 15000
Mullattivu	-	-	-	-	-	-	-	-	-	-
Batticaloa	36000 - 36750	15500 - 16000	17500 - 18000	37500 - 38000	9000 - 9250	-	17500 - 18000	65000 - 66000	38000 - 38500	15000 - 15250
Trincomalee	-	-	-	-	-	-	-	-	-	-
Galenbindunuwewa	35000 - 37500	14000 - 18000	-	15750 - 34500	8000 - 9000	-	-	62000 - 67500	31500 - 38000	14400 - 15000
Matale	32500 - 35000	15000 - 17500	-	12000 - 35000	7750 - 8250	-	-	55000 - 60000	30000 - 35000	14000 - 14750

Table 05: Selected Markets: Retail Price of Subsidiary Food Crops (Rs/kg)

Week 18: 26 April - 02 May 2024

LOCATIONS	Dried Chillies	Red Onion		Big Onion	Potato			Pulses		
	Imported	Imported	Local		Imported	Welimada	Nuwara Eliya	Green Gram	Cowpea	Red Dhal
Colombo	750.00 - 1200.00	340.00 - 450.00	400.00 - 480.00	300.00 - 800.00	180.00 - 220.00	-	350.00 - 400.00	1350.00 - 1600.00	800.00 - 1200.00	300.00 - 360.00
Gampaha	-	-	-	-	-	-	-	-	-	-
Kurunegala	800.00 - 900.00	380.00 - 400.00	-	680.00 - 800.00	180.00 - 200.00	320.00 - 350.00	-	1400.00 - 1500.00	1000.00 - 1100.00	300.00 - 360.00
Nikaweratiya	780.00 - 800.00	360.00 - 380.00	-	680.00 - 740.00	170.00 - 190.00	280.00 - 300.00	-	1400.00 - 1400.00	800.00 - 900.00	300.00 - 340.00
Dambulla	800.00 - 850.00	360.00 - 380.00	380.00 - 400.00	240.00 - 280.00	160.00 - 180.00	320.00 - 340.00	-	1300.00 - 1350.00	750.00 - 800.00	295.00 - 300.00
Anuradhapura	750.00 - 950.00	350.00 - 400.00	-	240.00 - 750.00	180.00 - 200.00	-	-	1200.00 - 1400.00	800.00 - 850.00	295.00 - 320.00
Thambuththegama	750.00 - 850.00	350.00 - 380.00	380.00 - 400.00	280.00 - 750.00	180.00 - 200.00	-	-	1200.00 - 1300.00	750.00 - 850.00	295.00 - 340.00
Polonnaruwa	820.00 - 880.00	350.00 - 380.00	420.00 - 420.00	750.00 - 800.00	180.00 - 200.00	-	340.00 - 360.00	1250.00 - 1300.00	800.00 - 850.00	310.00 - 340.00
Kaluthara	850.00 - 900.00	400.00 - 420.00	-	560.00 - 580.00	200.00 - 220.00	-	400.00 - 420.00	1400.00 - 1440.00	800.00 - 840.00	310.00 - 320.00
Badulla	780.00 - 800.00	380.00 - 480.00	-	780.00 - 900.00	170.00 - 180.00	300.00 - 300.00	-	1200.00 - 1280.00	800.00 - 850.00	300.00 - 320.00
Keppetipola	850.00 - 860.00	340.00 - 360.00	360.00 - 380.00	350.00 - 400.00	180.00 - 190.00	260.00 - 280.00	-	1350.00 - 1380.00	860.00 - 880.00	310.00 - 320.00
Moneragala	800.00 - 900.00	390.00 - 420.00	-	380.00 - 740.00	180.00 - 200.00	300.00 - 360.00	-	1200.00 - 1500.00	800.00 - 850.00	300.00 - 320.00
Kegalle	750.00 - 840.00	350.00 - 400.00	-	350.00 - 720.00	180.00 - 200.00	-	340.00 - 380.00	1300.00 - 1600.00	750.00 - 800.00	290.00 - 380.00
Ampara	780.00 - 850.00	350.00 - 400.00	-	700.00 - 780.00	180.00 - 190.00	320.00 - 350.00	-	1260.00 - 1450.00	750.00 - 1120.00	295.00 - 300.00
Dehiattakandiya	800.00 - 950.00	320.00 - 400.00	-	270.00 - 300.00	190.00 - 200.00	290.00 - 300.00	-	1200.00 - 1400.00	700.00 - 800.00	320.00 - 325.00
Nuwaraeliya	800.00 - 860.00	360.00 - 380.00	380.00 - 420.00	350.00 - 360.00	180.00 - 200.00	-	320.00 - 340.00	1350.00 - 1400.00	880.00 - 900.00	305.00 - 320.00
Kandy	850.00 - 900.00	-	460.00 - 500.00	300.00 - 740.00	180.00 - 200.00	320.00 - 340.00	360.00 - 380.00	1380.00 - 1400.00	950.00 - 980.00	320.00 - 340.00
Puttalam	800.00 - 900.00	-	360.00 - 440.00	400.00 - 800.00	200.00 - 240.00	-	400.00 - 440.00	1300.00 - 1450.00	800.00 - 900.00	310.00 - 320.00
Rathnapura	800.00 - 980.00	400.00 - 440.00	-	780.00 - 800.00	200.00 - 200.00	-	340.00 - 360.00	1400.00 - 1600.00	800.00 - 1040.00	320.00 - 340.00
Hambantota	-	-	-	-	-	-	-	-	-	-
Matara	800.00 - 900.00	350.00 - 400.00	-	380.00 - 900.00	180.00 - 200.00	-	350.00 - 400.00	1300.00 - 1450.00	800.00 - 1000.00	320.00 - 330.00
Galle	-	-	-	-	-	-	-	-	-	-
Tissamaharama	780.00 - 900.00	360.00 - 400.00	-	400.00 - 850.00	190.00 - 200.00	300.00 - 330.00	-	1250.00 - 1400.00	800.00 - 900.00	300.00 - 350.00
Meegoda (DEC)	750.00 - 750.00	350.00 - 400.00	-	320.00 - 800.00	180.00 - 220.00	300.00 - 340.00	340.00 - 400.00	1300.00 - 1440.00	700.00 - 960.00	295.00 - 330.00
Embilipitiya	820.00 - 900.00	350.00 - 400.00	-	420.00 - 800.00	185.00 - 220.00	300.00 - 350.00	-	1300.00 - 1350.00	850.00 - 1000.00	295.00 - 330.00
Jaffna	750.00 - 800.00	-	320.00 - 350.00	760.00 - 800.00	200.00 - 220.00	-	-	1350.00 - 1400.00	-	315.00 - 320.00
Vavuniya	900.00 - 950.00	-	-	800.00 - 840.00	210.00 - 220.00	-	-	1200.00 - 1300.00	-	320.00 - 324.00
Mannar	750.00 - 800.00	-	380.00 - 420.00	240.00 - 760.00	200.00 - 220.00	-	-	1350.00 - 1400.00	-	310.00 - 330.00
Killinochchi	750.00 - 780.00	-	400.00 - 430.00	800.00 - 840.00	200.00 - 220.00	-	-	1340.00 - 1360.00	-	315.00 - 325.00
Mullaittivu	-	-	-	-	-	-	-	-	-	-
Batticaloa	760.00 - 780.00	340.00 - 360.00	400.00 - 430.00	800.00 - 820.00	200.00 - 220.00	-	400.00 - 420.00	1360.00 - 1380.00	800.00 - 830.00	320.00 - 325.00
Trincomalee	-	-	-	-	-	-	-	-	-	-
Hanguranketha	750.00 - 850.00	360.00 - 380.00	-	400.00 - 750.00	165.00 - 180.00	260.00 - 280.00	-	1400.00 - 1450.00	750.00 - 800.00	290.00 - 300.00
Veyangoda	750.00 - 800.00	400.00 - 400.00	-	400.00 - 880.00	180.00 - 200.00	320.00 - 320.00	360.00 - 360.00	1400.00 - 1400.00	980.00 - 1200.00	300.00 - 320.00
Galenbindunuwewa	790.00 - 800.00	300.00 - 380.00	-	330.00 - 720.00	170.00 - 190.00	-	-	1300.00 - 1400.00	750.00 - 800.00	295.00 - 310.00
Bandarawela	-	-	-	-	-	-	-	-	-	-
Matale	750.00 - 800.00	360.00 - 400.00	-	260.00 - 700.00	165.00 - 180.00	320.00 - 340.00	-	1200.00 - 1300.00	750.00 - 800.00	295.00 - 310.00

Table 06: Selected Markets: Wholesale Price of Vegetables(Rs/kg)

Week 18: 26 April - 02 May 2024

Locations	Butter Beans	Green Beans	Carrot	Leeks	Beetroot	Knolkhol
Colombo	-	120.00 - 200.00	100.00 - 150.00	120.00 - 140.00	120.00 - 200.00	60.00 - 100.00
Meegoda (DEC)	-	220.00 - 250.00	160.00 - 180.00	160.00 - 180.00	160.00 - 180.00	150.00 - 180.00
Dambulla (DEC)	-	120.00 - 140.00	150.00 - 200.00	170.00 - 190.00	130.00 - 200.00	130.00 - 140.00
Keppetipola (DEC)	-	150.00 - 180.00	90.00 - 100.00	120.00 - 130.00	110.00 - 130.00	60.00 - 80.00
Norochchole (DEC)	-	-	-	-	130.00 - 200.00	-
Nuwara Eliya	-	160.00 - 180.00	100.00 - 110.00	135.00 - 145.00	130.00 - 140.00	80.00 - 90.00
Kandy	-	150.00 - 180.00	130.00 - 150.00	130.00 - 150.00	150.00 - 160.00	70.00 - 80.00
Hambantota	-	-	-	-	-	-
Thambuththegama (DEC)	-	190.00 - 220.00	150.00 - 170.00	150.00 - 170.00	140.00 - 170.00	70.00 - 100.00
Jaffna	-	250.00 - 265.00	200.00 - 220.00	200.00 - 220.00	170.00 - 180.00	-
Bandarawela	-	-	-	-	-	-
Veyangoda	-	170.00 - 190.00	140.00 - 150.00	140.00 - 170.00	140.00 - 220.00	90.00 - 130.00

Locations	Raddish	Cabbage	Tomato	Ladies Fingers	Brinjal	Capsicum
Colombo	50.00 - 70.00	50.00 - 120.00	30.00 - 60.00	120.00 - 160.00	100.00 - 120.00	180.00 - 200.00
Meegoda (DEC)	70.00 - 100.00	110.00 - 160.00	50.00 - 70.00	140.00 - 150.00	100.00 - 120.00	200.00 - 250.00
Moneragala	100.00 - 120.00	150.00 - 160.00	50.00 - 60.00	80.00 - 160.00	100.00 - 120.00	200.00 - 350.00
Dambulla (DEC)	30.00 - 50.00	80.00 - 90.00	30.00 - 40.00	60.00 - 80.00	70.00 - 90.00	150.00 - 200.00
Keppetipola (DEC)	30.00 - 40.00	40.00 - 50.00	20.00 - 30.00	100.00 - 120.00	50.00 - 70.00	150.00 - 200.00
Norochchole (DEC)	50.00 - 80.00	-	70.00 - 100.00	100.00 - 120.00	80.00 - 120.00	150.00 - 200.00
Nuwara Eliya	50.00 - 70.00	80.00 - 90.00	25.00 - 35.00	120.00 - 130.00	60.00 - 80.00	160.00 - 200.00
Kandy	40.00 - 50.00	60.00 - 100.00	50.00 - 60.00	120.00 - 130.00	70.00 - 100.00	150.00 - 180.00
Hambantota	-	-	-	-	-	-
Thambuththegama (DEC)	60.00 - 100.00	100.00 - 130.00	40.00 - 60.00	90.00 - 120.00	70.00 - 100.00	180.00 - 230.00
Tissamaharama	100.00 - 120.00	140.00 - 160.00	40.00 - 80.00	100.00 - 140.00	80.00 - 120.00	280.00 - 300.00
Jaffna	75.00 - 90.00	120.00 - 140.00	65.00 - 75.00	80.00 - 85.00	60.00 - 65.00	110.00 - 120.00
Bandarawela	-	-	-	-	-	-
Veyangoda	60.00 - 70.00	100.00 - 120.00	50.00 - 70.00	130.00 - 140.00	120.00 - 150.00	200.00 - 280.00

Locations	Pumpkin	Cucumber	Bitter Gourd	Snake Gourd	Drumstick	Luffa
Colombo	50.00 - 100.00	120.00 - 150.00	150.00 - 200.00	150.00 - 200.00	250.00 - 450.00	170.00 - 200.00
Meegoda (DEC)	60.00 - 70.00	120.00 - 150.00	150.00 - 200.00	180.00 - 220.00	-	150.00 - 200.00
Moneragala	70.00 - 80.00	100.00 - 150.00	180.00 - 200.00	130.00 - 150.00	350.00 - 370.00	150.00 - 170.00
Dambulla (DEC)	40.00 - 50.00	80.00 - 110.00	110.00 - 130.00	60.00 - 80.00	150.00 - 180.00	100.00 - 130.00
Keppetipola (DEC)	50.00 - 70.00	100.00 - 110.00	140.00 - 150.00	120.00 - 130.00	220.00 - 240.00	130.00 - 150.00
Norochchole (DEC)	70.00 - 100.00	60.00 - 70.00	120.00 - 200.00	70.00 - 80.00	270.00 - 320.00	80.00 - 120.00
Nuwara Eliya	60.00 - 70.00	110.00 - 120.00	150.00 - 160.00	130.00 - 140.00	240.00 - 250.00	150.00 - 160.00
Kandy	60.00 - 70.00	140.00 - 150.00	160.00 - 180.00	120.00 - 130.00	300.00 - 380.00	150.00 - 160.00
Hambantota	-	-	-	-	-	-
Thambuththegama (DEC)	40.00 - 70.00	80.00 - 120.00	120.00 - 160.00	70.00 - 90.00	-	140.00 - 180.00
Tissamaharama	90.00 - 110.00	100.00 - 140.00	180.00 - 220.00	120.00 - 140.00	180.00 - 250.00	140.00 - 180.00
Jaffna	50.00 - 65.00	80.00 - 90.00	200.00 - 220.00	70.00 - 80.00	540.00 - 560.00	-
Bandarawela	-	-	-	-	-	-
Veyangoda	60.00 - 90.00	130.00 - 150.00	150.00 - 200.00	110.00 - 150.00	250.00 - 250.00	160.00 - 200.00

Table 06 (Contd.)

	Long Beans	Ash Plantain	Green Chillies	Lime	Sweet Potatoe	Manioc
Colombo	40.00 - 80.00	120.00 - 130.00	70.00 - 100.00	800.00 - #####	150.00 - 200.00	100.00 - 120.00
Meegoda (DEC)	100.00 - 130.00	150.00 - 170.00	90.00 - 120.00	##### - #####	140.00 - 190.00	100.00 - 130.00
Moneragala	130.00 - 200.00	80.00 - 100.00	150.00 - 200.00	900.00 - #####	160.00 - 170.00	60.00 - 80.00
Dambulla (DEC)	70.00 - 90.00	120.00 - 140.00	50.00 - 80.00	750.00 - 850.00	150.00 - 180.00	75.00 - 90.00
Keppetipola (DEC)	70.00 - 80.00	110.00 - 120.00	80.00 - 120.00	850.00 - 900.00	120.00 - 130.00	100.00 - 110.00
Norochchole (DEC)	40.00 - 70.00	-	60.00 - 80.00	-	-	100.00 - 140.00
Nuwara Eliya	80.00 - 90.00	120.00 - 130.00	100.00 - 130.00	900.00 - 950.00	130.00 - 140.00	120.00 - 130.00
Kandy	80.00 - 90.00	120.00 - 150.00	100.00 - 150.00	800.00 - 850.00	150.00 - 170.00	100.00 - 120.00
Hambantota	-	-	-	-	-	-
Thambuththegama (DEC)	80.00 - 100.00	70.00 - 100.00	60.00 - 100.00	800.00 - 900.00	130.00 - 160.00	80.00 - 100.00
Tissamaharama	120.00 - 150.00	60.00 - 100.00	100.00 - 150.00	900.00 - #####	180.00 - 200.00	100.00 - 150.00
Jaffna	160.00 - 170.00	55.00 - 65.00	50.00 - 60.00	540.00 - 570.00	150.00 - 160.00	90.00 - 100.00
Bandarawela	-	-	-	-	-	-
Veyangoda	80.00 - 100.00	130.00 - 180.00	100.00 - 120.00	800.00 - #####	140.00 - 150.00	120.00 - 120.00

Locations	Leafy Vegetables (Rs/bundle)			Coconut (Rs/nut)	
	Mukunuwenna	Kankun	Gotukola	Large	Small
Colombo	25.00 - 30.00	25.00 - 30.00	240.00 - 250.00	92.00 - 100.00	80.00 - 90.00
Meegoda (DEC)	50.00 - 50.00	50.00 - 50.00	180.00 - 210.00	105.00 - 110.00	80.00 - 95.00
Norochchole (DEC)	50.00 - 60.00	50.00 - 60.00	120.00 - 130.00	90.00 - 105.00	75.00 - 85.00
Nuwara Eliya	-	-	-	-	-
Dambulla (DEC)	20.00 - 25.00	25.00 - 30.00	115.00 - 120.00	80.00 - 85.00	65.00 - 70.00
Kandy	40.00 - 45.00	45.00 - 50.00	200.00 - 220.00	95.00 - 98.00	70.00 - 75.00
Hambantota	-	-	-	-	-
Thambuththegama (DEC)	30.00 - 40.00	30.00 - 40.00	-	80.00 - 90.00	-
Tissamaharama	20.00 - 30.00	20.00 - 30.00	150.00 - 180.00	90.00 - 110.00	60.00 - 80.00
Jaffna	65.00 - 70.00	40.00 - 45.00	120.00 - 125.00	80.00 - 88.00	50.00 - 55.00
Bandarawela	-	-	-	-	-
Veyangoda	40.00 - 40.00	40.00 - 40.00	-	90.00 - 95.00	-

Colombo, Meegoda, Norochchole, Jaffna, Dambulla and Kandy - Gotukola Price Rs/Kg

Table 07: Selected Markets: Retail Price of Vegetables (Rs/kg)

Week 18: 26 April - 02 May 2024

LOCATIONS	Up Country Varieties																									
	Butter Beans		Green Beans		Carrot		Leeks		Beetroot		Knol Khol		Raddish		Cabbage		Tomato									
Colombo	-	220.00	-	400.00	140.00	-	360.00	150.00	-	380.00	180.00	-	420.00	150.00	-	360.00	100.00	-	280.00	130.00	-	320.00	80.00	-	250.00	
Gampaha	-	-	-	-	-	-	-	-	-	-	-	-	-	-	-	-	-	-	-	-	-	-	-	-	-	-
Kurunegala	-	320.00	-	360.00	300.00	-	400.00	280.00	-	340.00	360.00	-	400.00	240.00	-	260.00	220.00	-	260.00	280.00	-	340.00	200.00	-	240.00	
Nikaweratiya	-	320.00	-	320.00	320.00	-	400.00	320.00	-	400.00	320.00	-	400.00	280.00	-	320.00	200.00	-	240.00	240.00	-	240.00	160.00	-	240.00	
Dambulla	-	200.00	-	220.00	280.00	-	320.00	300.00	-	340.00	240.00	-	280.00	220.00	-	260.00	140.00	-	160.00	200.00	-	220.00	120.00	-	140.00	
Anuradhapura	-	280.00	-	320.00	320.00	-	360.00	280.00	-	360.00	240.00	-	400.00	160.00	-	200.00	160.00	-	240.00	200.00	-	320.00	120.00	-	200.00	
Thambuththegama	-	250.00	-	300.00	240.00	-	280.00	240.00	-	280.00	240.00	-	280.00	160.00	-	200.00	140.00	-	180.00	160.00	-	200.00	80.00	-	140.00	
Polonnaruwa	-	310.00	-	350.00	280.00	-	310.00	250.00	-	300.00	280.00	-	320.00	180.00	-	250.00	120.00	-	160.00	250.00	-	280.00	120.00	-	160.00	
Kaluthara	-	320.00	-	340.00	300.00	-	320.00	260.00	-	280.00	330.00	-	350.00	160.00	-	180.00	140.00	-	160.00	260.00	-	280.00	160.00	-	180.00	
Badulla	-	160.00	-	240.00	200.00	-	320.00	240.00	-	320.00	200.00	-	240.00	240.00	-	320.00	100.00	-	120.00	160.00	-	240.00	80.00	-	100.00	
Keppetipola	-	240.00	-	260.00	180.00	-	200.00	200.00	-	220.00	200.00	-	220.00	160.00	-	180.00	100.00	-	120.00	100.00	-	120.00	80.00	-	100.00	
Moneragala	-	240.00	-	320.00	200.00	-	320.00	240.00	-	320.00	320.00	-	400.00	160.00	-	200.00	160.00	-	180.00	200.00	-	320.00	80.00	-	140.00	
Kegalle	-	280.00	-	320.00	440.00	-	460.00	280.00	-	320.00	280.00	-	320.00	240.00	-	280.00	180.00	-	220.00	280.00	-	320.00	160.00	-	200.00	
Ampara	-	280.00	-	280.00	280.00	-	320.00	240.00	-	280.00	280.00	-	360.00	-	-	140.00	-	140.00	220.00	-	300.00	120.00	-	140.00		
Dehiattakandiya	-	240.00	-	280.00	280.00	-	300.00	240.00	-	280.00	240.00	-	280.00	200.00	-	240.00	120.00	-	160.00	240.00	-	280.00	100.00	-	120.00	
Nuwaraeliya	-	260.00	-	280.00	200.00	-	220.00	220.00	-	240.00	240.00	-	260.00	180.00	-	200.00	150.00	-	160.00	180.00	-	200.00	130.00	-	150.00	
Kandy	-	300.00	-	320.00	260.00	-	300.00	240.00	-	260.00	240.00	-	280.00	120.00	-	160.00	120.00	-	140.00	140.00	-	160.00	120.00	-	160.00	
Puttalam	-	320.00	-	400.00	300.00	-	360.00	280.00	-	320.00	200.00	-	400.00	-	-	180.00	-	220.00	300.00	-	320.00	200.00	-	250.00		
Hambantota	-	-	-	-	-	-	-	-	-	-	-	-	-	-	-	-	-	-	-	-	-	-	-	-	-	
Rathnapura	-	200.00	-	240.00	220.00	-	300.00	200.00	-	240.00	240.00	-	240.00	160.00	-	160.00	100.00	-	120.00	200.00	-	240.00	100.00	-	140.00	
Matara	-	220.00	-	240.00	320.00	-	400.00	240.00	-	300.00	240.00	-	320.00	200.00	-	240.00	100.00	-	120.00	200.00	-	240.00	100.00	-	120.00	
Galle	-	-	-	-	-	-	-	-	-	-	-	-	-	-	-	-	-	-	-	-	-	-	-	-	-	
Tissamaharama	-	250.00	-	280.00	220.00	-	260.00	220.00	-	260.00	280.00	-	300.00	220.00	-	260.00	140.00	-	160.00	180.00	-	230.00	80.00	-	100.00	
Meegoda (DEC)	-	240.00	-	320.00	200.00	-	320.00	240.00	-	320.00	240.00	-	320.00	220.00	-	280.00	120.00	-	200.00	180.00	-	300.00	120.00	-	160.00	
Embilipitiya	-	280.00	-	320.00	280.00	-	320.00	200.00	-	280.00	320.00	-	400.00	200.00	-	280.00	200.00	-	280.00	240.00	-	320.00	70.00	-	100.00	
Jaffna	-	300.00	-	350.00	250.00	-	280.00	250.00	-	270.00	220.00	-	240.00	-	-	120.00	-	140.00	150.00	-	180.00	100.00	-	140.00		
Vavuniya	-	400.00	-	460.00	300.00	-	400.00	300.00	-	350.00	250.00	-	280.00	-	-	150.00	-	200.00	200.00	-	240.00	100.00	-	120.00		
Mannar	-	200.00	-	240.00	250.00	-	280.00	200.00	-	240.00	250.00	-	280.00	-	-	120.00	-	150.00	240.00	-	260.00	100.00	-	120.00		
Killinochchi	-	400.00	-	440.00	470.00	-	480.00	380.00	-	400.00	360.00	-	400.00	-	-	-	-	240.00	-	260.00	140.00	-	160.00			
Mullaittivu	-	-	-	-	-	-	-	-	-	-	-	-	-	-	-	-	-	-	-	-	-	-	-	-	-	
Batticaloa	-	320.00	-	350.00	280.00	-	320.00	280.00	-	320.00	240.00	-	280.00	260.00	-	280.00	160.00	-	180.00	280.00	-	320.00	160.00	-	180.00	
Trincomalee	-	-	-	-	-	-	-	-	-	-	-	-	-	-	-	-	-	-	-	-	-	-	-	-	-	
Hanguranketha	-	230.00	-	260.00	180.00	-	220.00	180.00	-	200.00	190.00	-	220.00	150.00	-	180.00	110.00	-	140.00	150.00	-	180.00	90.00	-	120.00	
Veyangoda	-	240.00	-	260.00	320.00	-	360.00	320.00	-	380.00	320.00	-	360.00	200.00	-	240.00	160.00	-	160.00	320.00	-	360.00	160.00	-	200.00	
Galenbindunuwewa	-	320.00	-	480.00	280.00	-	320.00	280.00	-	320.00	240.00	-	360.00	140.00	-	160.00	140.00	-	160.00	160.00	-	240.00	100.00	-	160.00	
Bandarawela	-	-	-	-	-	-	-	-	-	-	-	-	-	-	-	-	-	-	-	-	-	-	-	-	-	
Matale	-	240.00	-	280.00	280.00	-	320.00	240.00	-	300.00	240.00	-	320.00	140.00	-	160.00	120.00	-	140.00	200.00	-	240.00	100.00	-	120.00	

Table 07 (Contd.)

LOCATIONS	Low Country Varieties																			
	Ladies Fingers		Brinjal		Capsicum		Pumpkin		Cucumber		Bitter Gourd		Snake Gourd		Drumstick		Luffa		Long Beans	
Colombo	150.00 -	320.00	120.00 -	320.00	230.00 -	600.00	80.00 -	240.00	180.00 -	320.00	200.00 -	480.00	200.00 -	460.00	400.00 -	800.00	200.00 -	420.00	120.00 -	300.00
Gampaha	-		-		-		-		-		-		-		-		-		-	
Kurunegala	180.00 -	220.00	240.00 -	280.00	320.00 -	400.00	160.00 -	200.00	200.00 -	240.00	200.00 -	240.00	200.00 -	240.00	440.00 -	480.00	240.00 -	300.00	240.00 -	280.00
Nikaweratiya	120.00 -	200.00	240.00 -	240.00	320.00 -	480.00	160.00 -	240.00	160.00 -	240.00	320.00 -	400.00	240.00 -	240.00	-		240.00 -	320.00	200.00 -	200.00
Dambulla	160.00 -	180.00	180.00 -	200.00	360.00 -	400.00	140.00 -	180.00	180.00 -	200.00	180.00 -	200.00	160.00 -	180.00	340.00 -	380.00	200.00 -	260.00	160.00 -	180.00
Anuradhapura	180.00 -	240.00	160.00 -	240.00	400.00 -	500.00	160.00 -	200.00	200.00 -	240.00	240.00 -	320.00	240.00 -	320.00	400.00 -	600.00	240.00 -	320.00	200.00 -	280.00
Thambuthhegama	140.00 -	180.00	160.00 -	240.00	280.00 -	400.00	120.00 -	180.00	140.00 -	200.00	240.00 -	260.00	140.00 -	180.00	-		240.00 -	280.00	140.00 -	180.00
Polonnaruwa	140.00 -	170.00	240.00 -	260.00	350.00 -	380.00	200.00 -	230.00	200.00 -	230.00	300.00 -	330.00	160.00 -	200.00	300.00 -	350.00	340.00 -	360.00	150.00 -	200.00
Kaluthara	240.00 -	260.00	200.00 -	220.00	360.00 -	400.00	180.00 -	220.00	220.00 -	240.00	280.00 -	300.00	240.00 -	260.00	-		320.00 -	340.00	160.00 -	200.00
Badulla	120.00 -	200.00	200.00 -	320.00	320.00 -	360.00	200.00 -	240.00	180.00 -	240.00	160.00 -	240.00	160.00 -	320.00	400.00 -	450.00	240.00 -	320.00	160.00 -	160.00
Keppetipola	180.00 -	200.00	120.00 -	140.00	260.00 -	280.00	120.00 -	140.00	180.00 -	200.00	240.00 -	250.00	220.00 -	240.00	300.00 -	320.00	240.00 -	260.00	160.00 -	180.00
Moneragala	100.00 -	200.00	140.00 -	200.00	340.00 -	400.00	160.00 -	200.00	160.00 -	200.00	240.00 -	320.00	200.00 -	240.00	400.00 -	440.00	200.00 -	240.00	200.00 -	320.00
Kegalle	200.00 -	240.00	200.00 -	240.00	440.00 -	480.00	200.00 -	240.00	200.00 -	240.00	200.00 -	240.00	200.00 -	240.00	380.00 -	440.00	240.00 -	280.00	240.00 -	280.00
Ampara	160.00 -	200.00	180.00 -	240.00	320.00 -	360.00	200.00 -	200.00	200.00 -	260.00	240.00 -	300.00	240.00 -	280.00	-		200.00 -	240.00	140.00 -	200.00
Dehiattakandiya	160.00 -	180.00	160.00 -	200.00	300.00 -	340.00	160.00 -	160.00	140.00 -	200.00	240.00 -	300.00	160.00 -	200.00	320.00 -	400.00	260.00 -	320.00	180.00 -	220.00
Nuwaraeliya	200.00 -	220.00	160.00 -	180.00	280.00 -	300.00	140.00 -	160.00	200.00 -	220.00	240.00 -	260.00	220.00 -	240.00	320.00 -	340.00	240.00 -	250.00	180.00 -	200.00
Kandy	200.00 -	240.00	160.00 -	180.00	300.00 -	320.00	100.00 -	120.00	240.00 -	260.00	240.00 -	260.00	200.00 -	240.00	450.00 -	480.00	240.00 -	260.00	200.00 -	240.00
Puttalam	140.00 -	200.00	200.00 -	240.00	400.00 -	600.00	180.00 -	240.00	200.00 -	240.00	280.00 -	320.00	200.00 -	240.00	300.00 -	400.00	280.00 -	320.00	120.00 -	200.00
Rathnapura	160.00 -	200.00	160.00 -	180.00	400.00 -	480.00	160.00 -	200.00	160.00 -	220.00	240.00 -	300.00	160.00 -	200.00	-		240.00 -	280.00	150.00 -	200.00
Hambantota	-		-		-		-		-		-		-		-		-		-	
Matara	160.00 -	200.00	160.00 -	200.00	380.00 -	400.00	180.00 -	200.00	160.00 -	240.00	320.00 -	380.00	200.00 -	240.00	-		200.00 -	240.00	200.00 -	240.00
Galle	-		-		-		-		-		-		-		-		-		-	
Tissamaharama	150.00 -	180.00	160.00 -	200.00	320.00 -	340.00	140.00 -	160.00	150.00 -	220.00	250.00 -	280.00	160.00 -	220.00	300.00 -	400.00	200.00 -	240.00	160.00 -	180.00
Meegoda (DEC)	220.00 -	240.00	150.00 -	200.00	320.00 -	400.00	100.00 -	160.00	200.00 -	240.00	240.00 -	320.00	240.00 -	320.00	-		240.00 -	320.00	160.00 -	200.00
Embilipitiya	160.00 -	200.00	140.00 -	200.00	320.00 -	400.00	160.00 -	200.00	160.00 -	200.00	280.00 -	320.00	160.00 -	240.00	-		280.00 -	320.00	150.00 -	200.00
Jaffna	100.00 -	140.00	80.00 -	110.00	150.00 -	170.00	80.00 -	100.00	120.00 -	140.00	250.00 -	280.00	100.00 -	130.00	600.00 -	650.00	-		200.00 -	250.00
Vavuniya	120.00 -	150.00	100.00 -	120.00	200.00 -	240.00	120.00 -	150.00	200.00 -	220.00	150.00 -	200.00	150.00 -	200.00	650.00 -	700.00	250.00 -	300.00	150.00 -	200.00
Mannar	150.00 -	180.00	100.00 -	140.00	300.00 -	320.00	150.00 -	180.00	150.00 -	180.00	200.00 -	220.00	150.00 -	180.00	350.00 -	400.00	-		150.00 -	180.00
Killinochchi	260.00 -	280.00	140.00 -	160.00	340.00 -	360.00	150.00 -	170.00	230.00 -	250.00	440.00 -	460.00	220.00 -	240.00	800.00 -	850.00	-		160.00 -	180.00
Mullaittivu	-		-		-		-		-		-		-		-		-		-	
Batticaloa	150.00 -	160.00	200.00 -	240.00	300.00 -	320.00	200.00 -	220.00	160.00 -	200.00	320.00 -	360.00	220.00 -	240.00	600.00 -	640.00	220.00 -	250.00	160.00 -	180.00
Trincomalee	-		-		-		-		-		-		-		-		-		-	
Hanguranketha	150.00	180.00	150.00	180.00	300.00	350.00	120.00	150.00	160.00	190.00	220.00	250.00	150.00	180.00	-		160.00	200.00	150.00	180.00
Veyangoda	160.00 -	240.00	240.00 -	300.00	450.00 -	500.00	160.00 -	200.00	200.00 -	240.00	240.00 -	320.00	240.00 -	240.00	-		240.00 -	260.00	160.00 -	200.00
Galenbindunuwewa	160.00 -	240.00	140.00 -	160.00	320.00 -	480.00	140.00 -	160.00	140.00 -	240.00	180.00 -	240.00	160.00 -	200.00	-		200.00 -	320.00	140.00 -	200.00
Bandarawela	-		-		-		-		-		-		-		-		-		-	
Matale	200.00 -	240.00	160.00 -	200.00	280.00 -	320.00	100.00 -	120.00	200.00 -	240.00	200.00 -	240.00	160.00 -	200.00	360.00 -	400.00	200.00 -	240.00	160.00 -	200.00

Table 07 (Contd.)

LOCATIONS	Low Country Varieties					Leafy Vegetable			Coconut (Rs/nut)	
	Ash Plantain	Green Chillies	Lime	Sweet Potato	Manioc	Mukunuwenna	Kankun	Gotukola	Large	Small
Colombo	150.00 - 320.00	140.00 - 400.00	1000.00 - 1600.00	220.00 - 400.00	150.00 - 260.00	40.00 - 80.00	40.00 - 80.00	90.00 - 100.00	100.00 - 120.00	85.00 - 100.00
Gampaha	-	-	-	-	-	-	-	-	-	-
Kurunegala	260.00 - 280.00	300.00 - 400.00	1500.00 - 1800.00	260.00 - 300.00	180.00 - 200.00	50.00 - 50.00	50.00 - 50.00	30.00 - 30.00	100.00 - 110.00	90.00 - 90.00
Nikaweratiya	200.00 - 240.00	200.00 - 240.00	-	280.00 - 300.00	160.00 - 160.00	50.00 - 50.00	50.00 - 50.00	60.00 - 60.00	80.00 - 90.00	60.00 - 75.00
Dambulla	260.00 - 280.00	200.00 - 250.00	1000.00 - 1200.00	260.00 - 300.00	200.00 - 220.00	50.00 - 60.00	50.00 - 60.00	50.00 - 60.00	100.00 - 120.00	80.00 - 85.00
Anuradhapura	240.00 - 320.00	200.00 - 300.00	1000.00 - 1400.00	240.00 - 280.00	200.00 - 240.00	50.00 - 60.00	50.00 - 60.00	50.00 - 60.00	100.00 - 120.00	70.00 - 90.00
Thambuththegama	140.00 - 180.00	140.00 - 180.00	1100.00 - 1200.00	-	140.00 - 180.00	40.00 - 50.00	40.00 - 50.00	-	90.00 - 100.00	-
Polonnaruwa	250.00 - 280.00	160.00 - 200.00	1400.00 - 1500.00	160.00 - 200.00	140.00 - 160.00	50.00 - 60.00	50.00 - 50.00	50.00 - 50.00	90.00 - 120.00	75.00 - 85.00
Kaluthara	200.00 - 220.00	280.00 - 300.00	1300.00 - 1400.00	240.00 - 260.00	200.00 - 240.00	70.00 - 80.00	70.00 - 80.00	110.00 - 120.00	110.00 - 120.00	95.00 - 100.00
Badulla	200.00 - 240.00	320.00 - 400.00	800.00 - 1000.00	320.00 - 320.00	160.00 - 160.00	80.00 - 80.00	80.00 - 80.00	80.00 - 100.00	100.00 - 110.00	80.00 - 90.00
Keppetipola	200.00 - 220.00	180.00 - 220.00	1200.00 - 1300.00	180.00 - 200.00	160.00 - 180.00	25.00 - 30.00	25.00 - 30.00	25.00 - 30.00	115.00 - 118.00	96.00 - 100.00
Moneragala	120.00 - 140.00	200.00 - 320.00	1000.00 - 1200.00	200.00 - 240.00	80.00 - 100.00	50.00 - 60.00	50.00 - 60.00	60.00 - 70.00	100.00 - 120.00	60.00 - 80.00
Kegalle	300.00 - 320.00	300.00 - 350.00	1400.00 - 1500.00	280.00 - 320.00	200.00 - 220.00	70.00 - 80.00	70.00 - 80.00	40.00 - 50.00	110.00 - 120.00	90.00 - 100.00
Ampara	200.00 - 200.00	300.00 - 400.00	800.00 - 800.00	300.00 - 300.00	200.00 - 200.00	50.00 - 60.00	50.00 - 60.00	60.00 - 60.00	110.00 - 120.00	100.00 - 100.00
Dehiattakandiya	240.00 - 240.00	200.00 - 350.00	1000.00 - 1000.00	180.00 - 200.00	150.00 - 180.00	50.00 - 70.00	50.00 - 70.00	50.00 - 70.00	100.00 - 110.00	80.00 - 90.00
Nuwaraeliya	220.00 - 240.00	240.00 - 260.00	1100.00 - 1200.00	220.00 - 240.00	190.00 - 200.00	30.00 - 40.00	30.00 - 40.00	25.00 - 30.00	110.00 - 114.00	100.00 - 105.00
Kandy	200.00 - 240.00	400.00 - 450.00	1400.00 - 1500.00	240.00 - 260.00	200.00 - 220.00	50.00 - 60.00	50.00 - 60.00	40.00 - 50.00	100.00 - 110.00	80.00 - 85.00
Puttalam	180.00 - 240.00	240.00 - 320.00	1500.00 - 1800.00	280.00 - 320.00	180.00 - 220.00	70.00 - 70.00	70.00 - 70.00	40.00 - 40.00	100.00 - 110.00	80.00 - 90.00
Rathnapura	160.00 - 240.00	300.00 - 400.00	1300.00 - 1600.00	340.00 - 360.00	180.00 - 200.00	80.00 - 80.00	80.00 - 80.00	100.00 - 100.00	110.00 - 140.00	80.00 - 90.00
Hambanthota	-	-	-	-	-	-	-	-	-	-
Matara	200.00 - 240.00	200.00 - 240.00	1200.00 - 1400.00	220.00 - 250.00	200.00 - 240.00	50.00 - 60.00	50.00 - 60.00	90.00 - 100.00	120.00 - 130.00	80.00 - 100.00
Galle	-	-	-	-	-	-	-	-	-	-
Tissamaharama	130.00 - 200.00	160.00 - 220.00	1200.00 - 1400.00	220.00 - 240.00	180.00 - 220.00	30.00 - 40.00	30.00 - 40.00	70.00 - 80.00	100.00 - 120.00	70.00 - 90.00
Meegoda (DEC)	240.00 - 320.00	120.00 - 200.00	1200.00 - 1600.00	240.00 - 360.00	130.00 - 160.00	80.00 - 80.00	80.00 - 80.00	100.00 - 100.00	120.00 - 130.00	90.00 - 100.00
Embilipitiya	140.00 - 180.00	200.00 - 320.00	1100.00 - 1200.00	280.00 - 320.00	150.00 - 200.00	50.00 - 70.00	30.00 - 50.00	60.00 - 100.00	120.00 - 150.00	80.00 - 110.00
Jaffna	80.00 - 110.00	80.00 - 120.00	600.00 - 650.00	200.00 - 240.00	120.00 - 140.00	80.00 - 100.00	50.00 - 60.00	50.00 - 55.00	100.00 - 130.00	60.00 - 70.00
Vavuniya	200.00 - 240.00	100.00 - 140.00	800.00 - 900.00	-	180.00 - 220.00	60.00 - 70.00	60.00 - 70.00	60.00 - 70.00	130.00 - 140.00	90.00 - 100.00
Mannar	180.00 - 220.00	250.00 - 300.00	900.00 - 1100.00	180.00 - 200.00	160.00 - 180.00	45.00 - 50.00	55.00 - 60.00	45.00 - 50.00	90.00 - 100.00	70.00 - 80.00
Killinochchi	150.00 - 170.00	200.00 - 220.00	1000.00 - 1050.00	280.00 - 300.00	180.00 - 200.00	50.00 - 60.00	40.00 - 45.00	45.00 - 50.00	90.00 - 100.00	50.00 - 60.00
Mullaittivu	-	-	-	-	-	-	-	-	-	-
Batticaloa	250.00 - 280.00	240.00 - 250.00	1200.00 - 1300.00	260.00 - 280.00	180.00 - 200.00	70.00 - 80.00	50.00 - 50.00	50.00 - 50.00	100.00 - 100.00	60.00 - 65.00
Trincomalee										
Hanguranketha	200.00 - 240.00	160.00 - 200.00	1100.00 - 1250.00	200.00 - 220.00	150.00 - 180.00	40.00 - 60.00	40.00 - 60.00	40.00 - 60.00	95.00 - 110.00	70.00 - 90.00
Veyangoda	300.00 - 320.00	400.00 - 400.00	1600.00 - 1800.00	280.00 - 320.00	180.00 - 200.00	60.00 - 70.00	60.00 - 70.00	30.00 - 30.00	120.00 - 120.00	80.00 - 100.00
Galenbindunuwewa	140.00 - 200.00	200.00 - 250.00	800.00 - 900.00	200.00 - 240.00	140.00 - 160.00	50.00 - 60.00	50.00 - 60.00	50.00 - 60.00	100.00 - 120.00	70.00 - 80.00
Bandarawela	-	-	-	-	-	-	-	-	-	-
Matale	200.00 - 240.00	200.00 - 240.00	1200.00 - 1400.00	220.00 - 240.00	160.00 - 200.00	50.00 - 60.00	60.00 - 70.00	60.00 - 70.00	100.00 - 110.00	70.00 - 90.00

Table 08: Selected Markets: Retail Price of Fruits (Rs/each & Rs/kg)

Week 18: 26 April - 02 May 2024

19

LOCATIONS	Banana					Pineapple			Mango	
	Ambul (Rs/kg)	Kolikuttu (Rs/kg)	Seeni (Rs/kg)	Anamalu	Ambun	Large	Medium	Small	Betti	Karthakolomban
Colombo	150.00 - 280.00	350.00 - 600.00	150.00 - 260.00	28.00 - 36.00	35.00 - 45.00	1250.00 - 1300.00	980.00 - 1200.00	750.00 - 1000.00	-	80.00 - 160.00
Gampaha	-	-	-	-	-	-	-	-	-	-
Kurunegala	200.00 - 250.00	500.00 - 560.00	200.00 - 220.00	20.00 - 25.00	45.00 - 50.00	-	800.00 - 800.00	500.00 - 600.00	-	150.00 - 180.00
Nikaweratiya	230.00 - 250.00	520.00 - 550.00	200.00 - 220.00	-	47.00 - 50.00	-	800.00 - 900.00	-	-	120.00 - 130.00
Dambulla	180.00 - 220.00	460.00 - 500.00	180.00 - 200.00	-	60.00 - 62.00	900.00 - 1000.00	780.00 - 850.00	400.00 - 450.00	40.00 - 50.00	140.00 - 150.00
Anuradhapura	200.00 - 260.00	500.00 - 600.00	200.00 - 240.00	28.00 - 38.00	45.00 - 50.00	1200.00 - 1400.00	1000.00 - 1150.00	800.00 - 950.00	-	130.00 - 180.00
Thambuththegama	180.00 - 200.00	400.00 - 500.00	150.00 - 180.00	35.00 - 38.00	45.00 - 50.00	1440.00 - 1500.00	1200.00 - 1275.00	960.00 - 1020.00	-	-
Polonnaruwa	250.00 - 280.00	450.00 - 500.00	150.00 - 180.00	-	35.00 - 40.00	900.00 - 980.00	700.00 - 750.00	600.00 - 650.00	-	-
Kaluthara	200.00 - 220.00	400.00 - 440.00	180.00 - 200.00	-	-	960.00 - 980.00	820.00 - 860.00	-	-	130.00 - 150.00
Badulla	160.00 - 220.00	450.00 - 460.00	160.00 - 220.00	20.00 - 23.00	32.00 - 35.00	-	720.00 - 800.00	-	-	120.00 - 150.00
Keppetipola	250.00 - 260.00	420.00 - 440.00	240.00 - 250.00	26.00 - 28.00	44.00 - 46.00	-	800.00 - 900.00	600.00 - 700.00	-	150.00 - 160.00
Moneragala	120.00 - 140.00	300.00 - 350.00	80.00 - 120.00	20.00 - 25.00	30.00 - 35.00	-	720.00 - 810.00	580.00 - 675.00	-	100.00 - 120.00
Kegalle	180.00 - 210.00	480.00 - 520.00	180.00 - 210.00	20.00 - 25.00	25.00 - 30.00	1000.00 - 1200.00	700.00 - 800.00	300.00 - 400.00	-	100.00 - 150.00
Ampara	180.00 - 190.00	450.00 - 470.00	100.00 - 140.00	25.00 - 30.00	31.00 - 37.00	-	950.00 - 1080.00	-	-	113.00 - 113.00
Dehiattakandiya	160.00 - 200.00	350.00 - 500.00	150.00 - 180.00	-	42.00 - 58.00	900.00 - 1000.00	720.00 - 800.00	500.00 - 560.00	-	100.00 - 120.00
Nuwaraeliya	260.00 - 280.00	430.00 - 450.00	240.00 - 260.00	28.00 - 32.00	48.00 - 50.00	-	800.00 - 900.00	680.00 - 700.00	-	150.00 - 160.00
Kandy	200.00 - 220.00	400.00 - 450.00	150.00 - 180.00	20.00 - 25.00	35.00 - 40.00	1350.00 - 1400.00	800.00 - 900.00	450.00 - 600.00	-	-
Puttalam	150.00 - 200.00	450.00 - 550.00	150.00 - 200.00	-	-	-	-	-	-	140.00 - 160.00
Rathnapura	200.00 - 250.00	450.00 - 500.00	200.00 - 240.00	28.00 - 31.00	33.00 - 43.00	-	850.00 - 1100.00	600.00 - 750.00	-	150.00 - 200.00
Hambantota	-	-	-	-	-	-	-	-	-	-
Matara	180.00 - 200.00	450.00 - 470.00	180.00 - 200.00	25.00 - 26.00	33.00 - 35.00	1100.00 - 1250.00	750.00 - 900.00	500.00 - 600.00	50.00 - 60.00	80.00 - 80.00
Galle	-	-	-	-	-	-	-	-	-	-
Tissamaharama	110.00 - 140.00	300.00 - 350.00	140.00 - 160.00	20.00 - 24.00	25.00 - 30.00	-	900.00 - 1000.00	-	40.00 - 50.00	80.00 - 80.00
Meegoda (DEC)	180.00 - 200.00	420.00 - 450.00	180.00 - 200.00	42.00 - 45.00	45.00 - 50.00	1700.00 - 1785.00	1300.00 - 1365.00	1000.00 - 1050.00	-	-
Embilipitiya	110.00 - 130.00	280.00 - 350.00	100.00 - 130.00	25.00 - 30.00	30.00 - 40.00	-	700.00 - 800.00	500.00 - 600.00	-	-
Jaffna	200.00 - 250.00	300.00 - 350.00	200.00 - 250.00	-	-	900.00 - 950.00	700.00 - 760.00	600.00 - 650.00	-	120.00 - 150.00
Vavuniya	140.00 - 160.00	340.00 - 360.00	120.00 - 160.00	34.00 - 36.00	40.00 - 42.00	1100.00 - 1200.00	900.00 - 950.00	750.00 - 820.00	-	90.00 - 100.00
Mannar	150.00 - 180.00	350.00 - 400.00	140.00 - 160.00	25.00 - 30.00	-	950.00 - 1000.00	800.00 - 850.00	700.00 - 750.00	-	-
Killinochchi	120.00 - 140.00	340.00 - 360.00	140.00 - 150.00	35.00 - 36.00	-	1200.00 - 1300.00	950.00 - 1000.00	800.00 - 850.00	-	100.00 - 120.00
Mullaittivu	-	-	-	-	-	-	-	-	-	-
Batticaloa	180.00 - 210.00	450.00 - 470.00	160.00 - 180.00	25.00 - 28.00	-	1100.00 - 1150.00	980.00 - 1000.00	800.00 - 850.00	-	80.00 - 90.00
Trincomalee	-	-	-	-	-	-	-	-	-	-
Veyangoda	250.00 - 260.00	500.00 - 550.00	200.00 - 220.00	20.00 - 25.00	38.00 - 44.00	1000.00 - 1200.00	900.00 - 960.00	800.00 - 800.00	-	80.00 - 130.00
Galenbindunuwewa	120.00 - 170.00	300.00 - 400.00	100.00 - 160.00	30.00 - 35.00	40.00 - 50.00	1200.00 - 1400.00	1000.00 - 1100.00	850.00 - 950.00	-	-
Bandarawela	-	-	-	-	-	-	-	-	-	-
Matale	180.00 - 200.00	450.00 - 500.00	180.00 - 200.00	33.00 - 35.00	45.00 - 50.00	900.00 - 1000.00	800.00 - 850.00	460.00 - 500.00	-	80.00 - 100.00

Table 08 (Contd.)

LOCATIONS	Mango		Other Fruits							
	Vilad	Kohu	Papaw (Rs/kg)	Passion	Wood Apple	Orange	Avocado	Slime Apple	Grapes (Rs/kg)	King Coconut
Colombo	50.00 - 120.00	-	120.00 - 280.00	70.00 - 120.00	140.00 - 210.00	60.00 - 120.00	140.00 - 200.00	50.00 - 100.00	2100.00 - 2800.00	200.00 - 250.00
Gampaha	-	-	-	-	-	-	-	-	-	-
Kurunegala	100.00 - 120.00	60.00 - 60.00	130.00 - 160.00	-	100.00 - 140.00	80.00 - 100.00	100.00 - 150.00	80.00 - 100.00	2500.00 - 2500.00	150.00 - 200.00
Nikaweratiya	-	-	150.00 - 180.00	-	-	50.00 - 70.00	100.00 - 150.00	50.00 - 70.00	2300.00 - 2500.00	100.00 - 120.00
Dambulla	60.00 - 60.00	30.00 - 40.00	180.00 - 220.00	50.00 - 60.00	70.00 - 80.00	80.00 - 100.00	200.00 - 200.00	80.00 - 100.00	2600.00 - 2700.00	150.00 - 180.00
Anuradhapura	50.00 - 70.00	-	120.00 - 200.00	-	-	80.00 - 120.00	120.00 - 150.00	60.00 - 80.00	2300.00 - 3000.00	180.00 - 250.00
Thambuththegama	60.00 - 80.00	-	100.00 - 130.00	-	-	-	-	50.00 - 70.00	2000.00 - 2500.00	-
Polonnaruwa	-	-	260.00 - 280.00	-	-	-	100.00 - 160.00	50.00 - 60.00	2500.00 - 3000.00	140.00 - 160.00
Kaluthara	-	-	160.00 - 200.00	-	140.00 - 160.00	80.00 - 100.00	-	-	2200.00 - 2400.00	140.00 - 150.00
Badulla	60.00 - 60.00	20.00 - 20.00	180.00 - 280.00	85.00 - 85.00	75.00 - 80.00	60.00 - 70.00	-	40.00 - 50.00	2500.00 - 2800.00	200.00 - 200.00
Keppetipola	-	-	220.00 - 230.00	-	120.00 - 130.00	100.00 - 110.00	-	-	2600.00 - 2650.00	140.00 - 150.00
Moneragala	-	20.00 - 40.00	130.00 - 150.00	30.00 - 35.00	70.00 - 90.00	70.00 - 90.00	-	50.00 - 70.00	2600.00 - 3000.00	120.00 - 140.00
Kegalle	-	-	120.00 - 180.00	-	80.00 - 100.00	80.00 - 100.00	100.00 - 120.00	30.00 - 50.00	2500.00 - 2600.00	130.00 - 150.00
Ampara	-	-	220.00 - 230.00	-	-	50.00 - 60.00	91.00 - 91.00	30.00 - 50.00	2500.00 - 2500.00	-
Dehiattakandiya	-	-	160.00 - 180.00	-	70.00 - 70.00	50.00 - 70.00	-	50.00 - 60.00	2300.00 - 2600.00	120.00 - 150.00
Nuwareliya	-	-	240.00 - 260.00	-	120.00 - 130.00	80.00 - 100.00	90.00 - 100.00	-	2600.00 - 2650.00	150.00 - 160.00
Kandy	-	-	140.00 - 150.00	60.00 - 70.00	80.00 - 90.00	50.00 - 60.00	90.00 - 120.00	50.00 - 60.00	2000.00 - 2500.00	150.00 - 160.00
Puttalam	-	-	160.00 - 240.00	-	-	55.00 - 65.00	-	-	-	140.00 - 150.00
Hambantota	-	-	-	-	-	-	-	-	-	-
Rathnapura	80.00 - 120.00	-	200.00 - 250.00	-	80.00 - 100.00	80.00 - 80.00	-	80.00 - 100.00	2700.00 - 2900.00	120.00 - 150.00
Matara	50.00 - 70.00	-	150.00 - 160.00	83.00 - 85.00	100.00 - 120.00	80.00 - 100.00	100.00 - 110.00	50.00 - 60.00	2300.00 - 2500.00	180.00 - 200.00
Galle	-	-	-	-	-	-	-	-	-	-
Tissamaharama	50.00 - 50.00	18.00 - 22.00	140.00 - 220.00	70.00 - 76.00	70.00 - 100.00	60.00 - 80.00	-	35.00 - 50.00	2000.00 - 2200.00	140.00 - 150.00
Meegoda (DEC)	120.00 - 120.00	-	160.00 - 180.00	-	-	-	100.00 - 135.00	40.00 - 50.00	2000.00 - 2200.00	130.00 - 150.00
Embilipitiya	50.00 - 70.00	-	130.00 - 160.00	35.00 - 50.00	120.00 - 140.00	55.00 - 80.00	100.00 - 140.00	20.00 - 30.00	2000.00 - 2500.00	140.00 - 150.00
Jaffna	50.00 - 55.00	-	150.00 - 200.00	130.00 - 150.00	100.00 - 120.00	50.00 - 55.00	180.00 - 220.00	-	3100.00 - 3250.00	150.00 - 170.00
Vavuniya	-	-	140.00 - 160.00	60.00 - 70.00	85.00 - 100.00	-	-	-	2400.00 - 2500.00	240.00 - 260.00
Mannar	-	-	140.00 - 160.00	-	-	50.00 - 60.00	100.00 - 150.00	-	2500.00 - 2800.00	180.00 - 200.00
Killinochchi	-	-	140.00 - 160.00	-	90.00 - 110.00	-	-	-	2400.00 - 2500.00	200.00 - 220.00
Mullaittivu	-	-	-	-	-	-	-	-	-	-
Batticaloa	50.00 - 60.00	-	200.00 - 220.00	70.00 - 80.00	120.00 - 130.00	60.00 - 65.00	110.00 - 120.00	-	2500.00 - 2600.00	200.00 - 220.00
Trincomalee	-	-	-	-	-	-	-	-	-	-
Veyangoda	-	-	160.00 - 240.00	100.00 - 100.00	120.00 - 150.00	90.00 - 120.00	160.00 - 160.00	70.00 - 80.00	2500.00 - 3000.00	160.00 - 200.00
Galenbindunuwewa	-	-	100.00 - 150.00	-	-	-	120.00 - 150.00	-	2500.00 - 2800.00	120.00 - 150.00
Bandarawela	-	-	-	-	-	-	-	-	-	-
Matale	-	35.00 - 40.00	160.00 - 180.00	-	-	50.00 - 60.00	100.00 - 120.00	50.00 - 60.00	2200.00 - 2400.00	120.00 - 130.00

Table 09: Selected Markets: Wholesale Price of Fresh Fish & Eggs (Rs/kg & Rs/egg)

Week 18: 26 April - 02 May 2024

Locations	Sea Fish					
	Salaya	Hurulla	Balaya	Kelawalla	Thora	Paraw
Colombo	250.00 – 500.00	550.00 – 750.00	550.00 – 900.00	850.00 – 1100.00	1800.00 – 2500.00	1100.00 – 1350.00
Kandy	450.00 – 500.00	700.00 – 750.00	900.00 – 1000.00	1200.00 – 1300.00	2000.00 – 2200.00	1250.00 – 1300.00
Kaluthara	400.00 – 450.00	550.00 – 600.00	850.00 – 900.00	1200.00 – 1300.00	-	1000.00 – 1100.00
Puttalam	400.00 – 500.00	600.00 – 700.00	600.00 – 720.00	1000.00 – 1100.00	2200.00 – 2350.00	1000.00 – 1150.00
Matara	300.00 – 360.00	600.00 – 650.00	700.00 – 800.00	1400.00 – 1500.00	-	-
Hambantota	-	-	-	-	-	-
Galle	-	-	-	-	-	-
Batticaloa	300.00 – 350.00	600.00 – 700.00	600.00 – 700.00	1200.00 – 1300.00	1600.00 – 1800.00	1200.00 – 1300.00
Trincomalee	-	-	-	-	-	-
Mannar	240.00 – 260.00	560.00 – 600.00	-	-	-	1050.00 – 1100.00

Locations	Sea Fish				Eggs	
	Mora	Shrimps	Thalapath	Teppeli	Brown	White
Colombo	800.00 – 1400.00	1800.00 – 2200.00	1400.00 – 2100.00	-	47.00 – 50.00	44.00 – 47.00
Kandy	1250.00 – 1300.00	1900.00 – 2100.00	1800.00 – 1900.00	-	45.00 – 47.00	42.00 – 44.00
Kaluthara	-	-	1500.00 – 1600.00	-	-	-
Puttalam	1400.00 – 1550.00	1100.00 – 1350.00	2000.00 – 2200.00	-	45.00 – 47.00	44.00 – 45.00
Matara	-	2000.00 – 2100.00	-	-	43.00 – 44.00	39.00 – 40.00
Hambantota	-	-	-	-	-	-
Galle	-	-	-	-	-	-
Batticaloa	1000.00 – 1150.00	1400.00 – 1500.00	1200.00 – 1300.00	-	48.00 – 48.00	48.00 – 48.00
Trincomalee	-	-	-	-	-	-
Mannar	-	1200.00 – 1300.00	-	-	49.00 – 50.00	47.00 – 48.00

Table 10: Selected Markets: Wholesale Price of Dried Fish (Rs/50kg)

Week 18: 26 April - 02 May 2024

Locations	Local Dried Fish					
	Sprats	Kattawa	Thora	Mora	Balaya	Anguluwa
Colombo	55000 – 62500	-	-	85000 – 95000	37500 – 45000	-
Kandy	60000 – 62500	-	-	90000 – 92500	37500 – 42500	-
Batticaloa	40000 – 45000	87500 – 90000	90000 – 92500	95000 – 100000	60000 – 65000	35000 – 40000
Trincomalee	-	-	-	-	-	-
Mannar	52500 – 54000	82500 – 87500	-	67500 – 70000	50000 – 55000	30000 – 35000

Locations	Local Dried Fish			Imported Dried Fish		
	Maduwa	Koduwa	Salaya	Sprats	Kattawa	Thora
Colombo	65000 – 70000	-	17500 – 21000	37500 – 45000	62500 – 65000	-
Kandy	62500 – 65000	-	20000 – 25000	37500 – 42500	67500 – 70000	-
Batticaloa	50000 – 55000	-	35000 – 40000	50000 – 52500	-	-
Trincomalee	-	-	-	-	-	-
Mannar	50000 – 55000	-	32500 – 35000	52500 – 55000	-	-

Locations	Imported Dried Fish					
	Mora	Balaya	Anguluwa	Maduwa	Koduwa	Salaya
Colombo	-	-	65000 – 72500	-	-	-
Kandy	-	-	-	-	-	-
Batticaloa	-	-	-	-	-	-
Trincomalee	-	-	-	-	-	-
Mannar	-	-	-	-	-	-

Table 11: Selected Markets: Retail Price of Fresh Fish & Eggs (Rs/kg & Rs/eggs)

Week 18: 26 April - 02 May 2024

22

LOCATIONS	Sea Fish										Eggs									
	Salaya		Hurulla		Balaya		Kelawalla		Thora		Paraw		Mora		Thalapath		Brown		White	
Colombo	350.00 -	800.00	700.00 -	1000.00	900.00 -	1120.00	1100.00 -	2600.00	2200.00 -	4000.00	1300.00 -	2400.00	-	-	2000.00 -	2800.00	50.00 -	52.00	47.00 -	49.00
Gampaha	-	-	-	-	-	-	-	-	-	-	-	-	-	-	-	-	-	-	-	-
Kurunegala	600.00 -	640.00	980.00 -	1000.00	1100.00 -	1200.00	2000.00 -	2100.00	2600.00 -	2600.00	1600.00 -	1600.00	-	-	2400.00 -	2400.00	-	-	43.00 -	50.00
Nikaweratiya	600.00 -	600.00	1000.00 -	1000.00	1000.00 -	1200.00	1200.00 -	2000.00	2600.00 -	2600.00	1400.00 -	2000.00	-	-	2400.00 -	2400.00	48.00 -	48.00	47.00 -	49.00
Dambulla	500.00 -	560.00	900.00 -	1000.00	1000.00 -	1100.00	1900.00 -	2000.00	-	-	1600.00 -	1700.00	1600.00 -	1700.00	2000.00 -	2200.00	49.00 -	50.00	47.00 -	48.00
Anuradhapura	500.00 -	600.00	900.00 -	1000.00	900.00 -	1100.00	1800.00 -	2000.00	-	-	1300.00 -	1500.00	-	-	2300.00 -	2400.00	-	-	46.00 -	48.00
Thambuththegama	-	-	-	-	-	-	-	-	-	-	-	-	-	-	-	-	-	-	45.00 -	48.00
Polonnaruwa	500.00 -	550.00	800.00 -	900.00	1300.00 -	1400.00	2000.00 -	2100.00	2200.00 -	2400.00	1500.00 -	1600.00	1600.00 -	1700.00	2000.00 -	2200.00	-	-	48.00 -	50.00
Kaluthara	520.00 -	560.00	760.00 -	800.00	1100.00 -	1200.00	1480.00 -	1580.00	-	-	1500.00 -	1600.00	-	-	1900.00 -	2100.00	-	-	48.00 -	50.00
Badulla	-	-	960.00 -	960.00	1400.00 -	1400.00	1800.00 -	1800.00	2400.00 -	2400.00	1600.00 -	1650.00	1600.00 -	1600.00	2400.00 -	2600.00	47.00 -	50.00	45.00 -	48.00
Keppetipola	480.00 -	500.00	840.00 -	860.00	-	-	1600.00 -	1700.00	-	-	1500.00 -	1600.00	1400.00 -	1500.00	1900.00 -	2000.00	49.00 -	51.00	48.00 -	50.00
Moneragala	500.00 -	550.00	900.00 -	1000.00	900.00 -	1000.00	2200.00 -	2400.00	-	-	-	-	-	-	2400.00 -	2600.00	-	-	45.00 -	48.00
Kegalle	700.00 -	800.00	1000.00 -	1100.00	1200.00 -	1400.00	1700.00 -	1900.00	-	-	1900.00 -	2000.00	1700.00 -	1800.00	2550.00 -	2600.00	50.00 -	52.00	48.00 -	49.00
Ampara	600.00 -	700.00	700.00 -	900.00	1200.00 -	1200.00	1500.00 -	1500.00	-	-	-	-	-	-	-	-	-	-	45.00 -	50.00
Dehiattakandiya	500.00 -	600.00	1000.00 -	1000.00	1200.00 -	1200.00	1800.00 -	2200.00	-	-	-	-	-	-	2300.00 -	2300.00	43.00 -	48.00	43.00 -	45.00
Nuwaraeliya	520.00 -	540.00	880.00 -	900.00	900.00 -	950.00	1700.00 -	1800.00	-	-	-	-	1500.00 -	1600.00	2100.00 -	2200.00	50.00 -	52.00	48.00 -	51.00
Kandy	640.00 -	660.00	850.00 -	900.00	1150.00 -	1250.00	1980.00 -	2000.00	2400.00 -	2500.00	1450.00 -	1500.00	1500.00 -	1600.00	2000.00 -	2100.00	50.00 -	52.00	47.00 -	48.00
Puttalam	500.00 -	650.00	700.00 -	800.00	750.00 -	900.00	1200.00 -	1300.00	2350.00 -	2500.00	1100.00 -	1350.00	1650.00 -	1800.00	2200.00 -	2400.00	46.00 -	48.00	45.00 -	46.00
Hambantota	-	-	-	-	-	-	-	-	-	-	-	-	-	-	-	-	-	-	-	-
Rathnapura	600.00 -	600.00	1000.00 -	1000.00	1000.00 -	1000.00	2000.00 -	2000.00	3000.00 -	3000.00	2200.00 -	2200.00	1600.00 -	1600.00	2200.00 -	2200.00	44.00 -	46.00	44.00 -	46.00
Matara	550.00 -	600.00	800.00 -	850.00	1200.00 -	1250.00	2000.00 -	2200.00	-	-	-	-	-	-	-	-	44.00 -	45.00	40.00 -	42.00
Galle	-	-	-	-	-	-	-	-	-	-	-	-	-	-	-	-	-	-	-	-
Tissamaharama	600.00 -	700.00	800.00 -	850.00	1000.00 -	1200.00	2000.00 -	2200.00	2200.00 -	2200.00	-	-	-	-	2000.00 -	2000.00	-	-	44.00 -	48.00
Meegoda	760.00 -	800.00	960.00 -	1000.00	-	-	-	-	-	-	1600.00 -	1600.00	-	-	2800.00 -	2900.00	42.00 -	48.00	42.00 -	46.00
Embilipitiya	600.00 -	700.00	900.00 -	950.00	1100.00 -	1200.00	2200.00 -	2300.00	2300.00 -	2400.00	1700.00 -	1800.00	1500.00 -	1600.00	2200.00 -	2300.00	50.00 -	52.00	44.00 -	48.00
Jaffna	400.00 -	450.00	800.00 -	850.00	800.00 -	850.00	-	-	2500.00 -	2600.00	1700.00 -	1750.00	-	-	-	-	48.00 -	50.00	49.00 -	50.00
Vavuniya	500.00 -	600.00	1000.00 -	1200.00	1000.00 -	1200.00	2000.00 -	2200.00	2100.00 -	2200.00	1400.00 -	1600.00	1800.00 -	1900.00	2000.00 -	2450.00	46.00 -	47.00	45.00 -	46.00
Mannar	350.00 -	450.00	700.00 -	800.00	800.00 -	900.00	-	-	-	-	1300.00 -	1400.00	1800.00 -	2200.00	-	-	51.00 -	52.00	49.00 -	50.00
Killinochchi	450.00 -	500.00	650.00 -	700.00	1000.00 -	1100.00	-	-	-	-	1500.00 -	1550.00	-	-	-	-	50.00 -	51.00	48.00 -	49.00
Mullaittivu	-	-	-	-	-	-	-	-	-	-	-	-	-	-	-	-	-	-	-	-
Batticaloa	500.00 -	600.00	900.00 -	1000.00	1400.00 -	1500.00	2000.00 -	2100.00	2400.00 -	2600.00	2000.00 -	2200.00	2000.00 -	2200.00	2000.00 -	2200.00	50.00 -	50.00	50.00 -	50.00
Trincomalee	-	-	-	-	-	-	-	-	-	-	-	-	-	-	-	-	-	-	-	-
Veyangoda	500.00 -	500.00	900.00 -	900.00	1000.00 -	1000.00	2000.00 -	2000.00	-	-	-	-	-	-	2400.00 -	2400.00	50.00 -	50.00	46.00 -	50.00
Galenbindunuwewa	600.00 -	600.00	800.00 -	800.00	1000.00 -	1600.00	2400.00 -	2400.00	3000.00 -	3000.00	2400.00 -	2400.00	1600.00 -	1600.00	2400.00 -	2400.00	-	-	48.00 -	50.00
Bandarawela	-	-	-	-	-	-	-	-	-	-	-	-	-	-	-	-	-	-	-	-
Matale	560.00 -	600.00	900.00 -	1000.00	1100.00 -	1200.00	2000.00 -	2200.00	2200.00 -	2400.00	1600.00 -	1700.00	1500.00 -	1600.00	2200.00 -	2300.00	48.00 -	50.00	47.00 -	48.00

Table 12: Selected Markets: Retail Price of Dried Fish (Rs/kg)

Week 18: 26 April - 02 May 2024

LOCATIONS	Dried Fish													
	Sprats-Imported		Kattawa		Thora		Mora		Balaya		Anguluwa		Salaya	
Colombo	1000.00	1300.00	1800.00	2400.00	-	-	2000.00	2400.00	1200.00	1800.00	2000.00	2400.00	900.00	1200.00
Gampaha	-	-	-	-	-	-	-	-	-	-	-	-	-	-
Kurunegala	1100.00	1300.00	1900.00	2100.00	3000.00	3100.00	2000.00	2200.00	1200.00	1200.00	1500.00	1600.00	800.00	900.00
Nikaweratiya	1000.00	1400.00	1800.00	2000.00	-	-	1800.00	2200.00	1000.00	1400.00	1600.00	2400.00	800.00	1100.00
Dambulla	1000.00	1100.00	2200.00	2300.00	-	-	2200.00	2300.00	1200.00	1300.00	1800.00	1900.00	-	-
Anuradhapura	1000.00	1200.00	2000.00	2400.00	-	-	2000.00	2400.00	1000.00	1600.00	2000.00	2400.00	800.00	1000.00
Thambuththegama	1000.00	1100.00	1800.00	1800.00	-	-	-	-	1100.00	1200.00	1500.00	1700.00	700.00	800.00
Polonnaruwa	1000.00	1250.00	1800.00	1800.00	-	-	2100.00	2200.00	1100.00	1200.00	1200.00	1300.00	-	-
Kaluthara	1200.00	1300.00	1900.00	2100.00	-	-	1900.00	2100.00	1200.00	1400.00	1800.00	2000.00	850.00	950.00
Badulla	1000.00	1200.00	2000.00	2200.00	-	-	2000.00	2200.00	1200.00	1200.00	2000.00	2000.00	-	-
Keppetipola	1240.00	1260.00	2300.00	2350.00	-	-	2350.00	2360.00	1340.00	1350.00	2150.00	2180.00	900.00	950.00
Moneragala	1000.00	1200.00	2000.00	2100.00	-	-	2000.00	2200.00	1200.00	1300.00	1800.00	2000.00	800.00	850.00
Kegalle	1150.00	1250.00	2000.00	2200.00	-	-	2000.00	2100.00	1200.00	1300.00	-	-	-	-
Ampara	1000.00	1000.00	2200.00	2600.00	-	-	2000.00	2150.00	1000.00	1500.00	-	-	-	-
Dehiattakandiya	1000.00	1200.00	1800.00	2400.00	-	-	2000.00	2400.00	1200.00	1600.00	1200.00	1200.00	-	-
Nuwaraeliya	1240.00	1280.00	2350.00	2380.00	-	-	2250.00	2260.00	1350.00	1450.00	2160.00	2200.00	950.00	980.00
Kandy	1000.00	1200.00	2000.00	2200.00	-	-	2200.00	2300.00	1200.00	1400.00	2000.00	2100.00	900.00	950.00
Puttalam	1000.00	1100.00	2480.00	2600.00	2600.00	2800.00	1800.00	2200.00	1000.00	1200.00	900.00	1350.00	700.00	800.00
Hambantota	-	-	-	-	-	-	-	-	-	-	-	-	-	-
Rathnapura	1000.00	1120.00	2000.00	2200.00	-	-	2000.00	2120.00	1120.00	1200.00	2000.00	2100.00	720.00	720.00
Matara	1000.00	1200.00	1900.00	2200.00	-	-	1900.00	2000.00	1300.00	1500.00	1800.00	2000.00	-	-
Galle	-	-	-	-	-	-	-	-	-	-	-	-	-	-
Tissamaharama	1000.00	1150.00	-	-	-	-	2000.00	2200.00	1000.00	1300.00	1600.00	1850.00	1100.00	1100.00
Meegoda	1000.00	1080.00	1600.00	2400.00	-	-	1800.00	2000.00	1200.00	1400.00	1800.00	2400.00	720.00	720.00
Embilipitiya	1200.00	1350.00	2000.00	2300.00	-	-	2200.00	2300.00	1550.00	1800.00	2100.00	2400.00	800.00	1000.00
Jaffna	1000.00	1100.00	1800.00	2000.00	3100.00	3250.00	2150.00	2300.00	1280.00	1350.00	1200.00	1300.00	-	-
Vavuniya	-	-	-	-	-	-	2000.00	2200.00	1100.00	1200.00	1000.00	1200.00	800.00	900.00
Mannar	1100.00	1150.00	1800.00	2000.00	-	-	1500.00	1600.00	1200.00	1300.00	750.00	850.00	800.00	900.00
Killinochchi	1000.00	1100.00	2400.00	2500.00	-	-	1800.00	1900.00	1450.00	1500.00	1000.00	1100.00	850.00	900.00
Mullaittivu	-	-	-	-	-	-	-	-	-	-	-	-	-	-
Batticaloa	1000.00	1100.00	1900.00	2000.00	-	-	2100.00	2200.00	1400.00	1500.00	980.00	1000.00	900.00	1000.00
Trincomalee	-	-	-	-	-	-	-	-	-	-	-	-	-	-
Veyangoda	1000.00	1200.00	1800.00	2000.00	-	-	2000.00	2200.00	1200.00	1400.00	2000.00	2000.00	800.00	1000.00
Galenbindunuwewa	1100.00	1200.00	2200.00	2400.00	-	-	2000.00	2200.00	1400.00	1500.00	2000.00	2200.00	800.00	1000.00
Bandarawela	-	-	-	-	-	-	-	-	-	-	-	-	-	-
Matale	1000.00	1200.00	2200.00	2300.00	-	-	2300.00	2400.00	1200.00	1300.00	2200.00	2300.00	700.00	700.00

Table 13: Selected Markets: Retail Price of Meat (Rs/kg)

Week 18: 26 April - 02 May 2024

LOCATIONS	Meat	Meat (Chicken)		Meat	
	Beef	Broiler	Curry	Mutton	Pork
Colombo	2400.00 - 2500.00	1180.00 - 1320.00	1100.00 - 1300.00	3200.00 - 3400.00	1300.00 - 1300.00
Gampaha	-	-	-	-	-
Kurunegala	2000.00 - 2100.00	1150.00 - 1300.00	-	3000.00 - 3200.00	1350.00 - 1350.00
Nikaweratiya	2200.00 - 2200.00	1150.00 - 1250.00	-	-	-
Dambulla	-	1300.00 - 1350.00	-	-	1400.00 - 1400.00
Anuradhapura	2400.00 - 2400.00	1200.00 - 1250.00	1300.00 - 1400.00	3500.00 - 3600.00	1300.00 - 1600.00
Thambuththegama	2000.00 - 2300.00	975.00 - 1200.00	1100.00 - 1100.00	-	1450.00 - 1500.00
Polonnaruwa	1800.00 - 1800.00	1150.00 - 1200.00	1300.00 - 1350.00	3000.00 - 3000.00	1800.00 - 1800.00
Kaluthara	2400.00 - 2500.00	1000.00 - 1120.00	-	-	1250.00 - 1300.00
Badulla	2100.00 - 2100.00	1380.00 - 1400.00	1600.00 - 1650.00	2900.00 - 2900.00	1650.00 - 1650.00
Keppetipola	2100.00 - 2200.00	1240.00 - 1260.00	1350.00 - 1360.00	3000.00 - 3100.00	-
Moneragala	2400.00 - 2400.00	1300.00 - 1450.00	1550.00 - 1650.00	3200.00 - 3400.00	1500.00 - 1600.00
Kegalle	2200.00 - 2200.00	1180.00 - 1360.00	-	3000.00 - 3000.00	1500.00 - 1750.00
Ampara	2200.00 - 2200.00	1000.00 - 1000.00	1200.00 - 1200.00	-	1600.00 - 1650.00
Dehiattakandiya	-	1280.00 - 1300.00	-	-	1390.00 - 1500.00
Nuwaraeliya	2200.00 - 2300.00	1250.00 - 1280.00	1350.00 - 1400.00	3200.00 - 3300.00	1400.00 - 1500.00
Kandy	2200.00 - 2200.00	1150.00 - 1180.00	1250.00 - 1300.00	3100.00 - 3200.00	1450.00 - 1500.00
Puttalam	2200.00 - 2300.00	1320.00 - 1400.00	-	3200.00 - 3200.00	-
Hambantota	-	-	-	-	-
Rathnapura	2400.00 - 2400.00	1160.00 - 1300.00	1180.00 - 1300.00	3200.00 - 3200.00	1300.00 - 1300.00
Matara	-	1250.00 - 1300.00	-	-	-
Galle	-	-	-	-	-
Tissamaharama	-	1150.00 - 1290.00	-	-	1600.00 - 1700.00
Meegoda	-	1230.00 - 1280.00	1350.00 - 1400.00	-	1250.00 - 1250.00
Embilipitiya	2150.00 - 2200.00	1050.00 - 1200.00	1300.00 - 1350.00	2900.00 - 3000.00	1450.00 - 1600.00
Jaffna	2000.00 - 2100.00	1450.00 - 1500.00	1500.00 - 1550.00	3450.00 - 3600.00	-
Vavuniya	2000.00 - 2200.00	1300.00 - 1400.00	1500.00 - 1600.00	3000.00 - 3200.00	-
Mannar	2000.00 - 2200.00	1380.00 - 1450.00	1700.00 - 1800.00	-	-
Killinochchi	1950.00 - 2000.00	1500.00 - 1550.00	1800.00 - 1850.00	3300.00 - 3500.00	-
Mullaittivu	-	-	-	-	-
Batticaloa	1900.00 - 2000.00	1250.00 - 1280.00	1500.00 - 1600.00	3500.00 - 3500.00	-
Trincomalee	-	-	-	-	-
Veyangoda	2200.00 - 2200.00	1150.00 - 1200.00	1200.00 - 1200.00	3200.00 - 3200.00	1300.00 - 1300.00
Galenbindunuwewa	2000.00 - 2200.00	1220.00 - 1220.00	-	-	1500.00 - 1500.00
Bandarawela	-	-	-	-	-
Matale	2000.00 - 2200.00	1250.00 - 1300.00	1400.00 - 1500.00	2900.00 - 3000.00	1400.00 - 1600.00

Table 14: Colombo: Wholesale Prices (Rs/kg or Rs/piece)
Week 18: 26 April - 02 May 2024

COMMODITY	Range	Average Price			Change Compared to		COMMODITY	Range	Average Price			Change Compared to	
		This Week	Last Week	Last Year	Last Week (%)	Last Year (%)			This Week	Last Week	Last Year	Last Week (%)	Last Year (%)
Rice							Coconut						
Local							Large						
Samba 1	235.00 - 240.00	237.60	236.11	210.80	0.63	12.71	92.00 - 100.00	95.90	96.88	101.43	-1.01	-5.45	
Samba 2	228.00 - 230.00	229.50	229.43	203.50	0.03	12.78	80.00 - 90.00	82.50	83.00	86.43	-0.60	-4.55	
Keeri Samba	310.00 - 320.00	315.00	317.50	257.00	-0.79	22.57	Fruits (Rs/fruit)						
Nadu 1	205.00 - 210.00	208.91	207.86	183.00	0.51	14.16	Plantain						
Nadu 2	200.00 - 200.00	200.00	198.57	178.00	0.72	12.36	Ambul (Rs/kg)	100.00 - 160.00	130.00	163.57	147.50	-20.52	-11.86
Raw (Red)	180.00 - 190.00	184.00	178.75	152.27	2.94	20.84	Kolikuttu (Rs/kg)	300.00 - 450.00	371.67	447.86	375.83	-17.01	-1.11
Raw (White)	195.00 - 205.00	200.00	199.44	166.30	0.28	20.26	Seeni (Rs/kg)	100.00 - 130.00	116.67	141.54	126.67	-17.57	-7.89
Imported							Anamalu						
Samba	240.00 - 250.00	246.88	242.86	207.63	1.65	18.90	Ambun	25.00 - 30.00	27.33	31.17	26.58	-12.30	2.82
Nadu							30.00 - 37.00	33.17	34.67	30.00	-4.33	10.56	
Raw (Red)							60.00 - 130.00	93.85	111.67	97.69	-15.96	-3.94	
Raw (White)			179.00				Passion Fruit	55.00 - 80.00	63.00	78.89	27.00	-20.14	133.33
Dried Chillies							Pineapple Large						
Imported	650.00 - 700.00	673.33	657.14	1101.25	2.46	-38.86	1200.00 - 1300.00	1233.33	1216.67	513.00	1.37	140.42	
Onion							Pineapple Medium						
Sinnan	250.00 - 270.00	260.00		265.00		-1.89	900.00 - 950.00	916.67	908.33	416.36	0.92	120.16	
Vedalan	330.00 - 350.00	342.22	347.14	332.00	-1.42	3.08	Pineapple Small	720.00 - 750.00	730.00	723.33	309.09	0.92	136.18
Imported	280.00 - 320.00	303.00	312.86	258.50	-3.15	17.21	Mango						
Big Onion							Betti						
Imported	250.00 - 680.00	472.00	517.50	98.80	-8.79	377.73	28.00 - 35.00	30.36	45.00	41.11	-32.53	-26.14	
Local							Karthakolomban	50.00 - 80.00	63.00	130.00	87.69	-51.54	-28.16
Potato							Vilad						
Welimada	170.00 - 210.00	190.00	225.00	227.50	-15.56	-16.48	50.00 - 70.00	58.00	65.00	50.89	-10.77	13.97	
N'Eliya	210.00 - 240.00	225.71	244.29	247.50	-7.60	-8.80	Kohu	18.00 - 27.00	21.40	24.43	18.67	-12.40	14.64
Imported	140.00 - 170.00	151.67	152.50	161.80	-0.55	-6.26	Other						
Pulses							Wood Apple						
Green Gram	1150.00 - 1250.00	1203.33	1271.43	1441.25	-5.36	-16.51	120.00 - 140.00	126.67	120.91	53.67	4.76	136.02	
Cowpea (White)			667.14	604.29			Orange	50.00 - 70.00	56.82	61.11	66.75	-7.02	-14.88
Cowpea (Red)	650.00 - 700.00	676.67	666.67	653.13	1.50	3.60	Avocado	70.00 - 140.00	100.00	185.00	100.00	-45.95	0.00
Red Dhal	280.00 - 285.00	281.67	281.88	334.00	-0.07	-15.67	Siime Apple	25.00 - 37.00	30.10	47.50	26.64	-36.63	13.00
Vegetable							Grapes (Imp., Rs/kg)						
Beans (Butter)							1700.00 - 1900.00	1800.00	1795.71	1866.67	0.24	-3.57	
Beans (Green)	120.00 - 200.00	163.00	194.00	294.17	-15.98	-44.59	King Coconut	150.00 - 180.00	162.22	182.22	116.67	-10.98	39.05
Carrot	100.00 - 150.00	121.00	188.00	128.00	-35.64	-5.47	Sea Fish						
Leeks	120.00 - 140.00	128.00	135.00	190.00	-5.19	-32.63	Salaya	250.00 - 500.00	358.33	400.00	532.00	-10.42	-32.64
Beetroot	120.00 - 200.00	156.15	182.00	180.00	-14.20	-13.25	Hurulla	550.00 - 750.00	642.50	723.33	862.00	-11.18	-25.46
Knolkhol	60.00 - 100.00	79.00	60.00	124.00	31.67	-36.29	Balaya	550.00 - 900.00	730.83	688.33	875.00	6.17	-16.48
Raddish	50.00 - 70.00	59.00	44.00	100.00	34.09	-41.00	Kelawalla	850.00 - 1100.00	977.50	1392.50	1314.00	-29.80	-25.61
Cabbage	50.00 - 120.00	77.00	129.00	116.00	-40.31	-33.62	Thora	1800.00 - 2500.00	2104.17	1929.17	1820.00	9.07	15.61
Tomato	30.00 - 60.00	47.00	70.00	178.00	-32.86	-73.60	Paraw	1100.00 - 1350.00	1222.50	1359.17	1236.00	-10.06	-1.09
Ladies Fingers	120.00 - 160.00	139.00	79.00	134.00	75.95	3.73	Mora	800.00 - 1400.00	1090.83	1050.00	1038.00	3.89	5.09
Brinjal	100.00 - 120.00	108.00	103.00	137.00	4.85	-21.17	Shrimps	1800.00 - 2200.00	1975.00	1991.67	1472.00	-0.84	34.17
Capsicum	180.00 - 200.00	188.00	274.00	290.00	-31.39	-35.17	Thalapath	1400.00 - 2100.00	1691.67	1754.17	1670.00	-3.56	1.30
Pumpkin	50.00 - 100.00	74.00	100.00	40.00	-26.00	85.00	Eggs						
Cucumber	120.00 - 150.00	135.00	100.00	75.00	35.00	80.00	Brown	47.00 - 50.00	48.50	49.30		-1.62	
Bitter Gourd	150.00 - 200.00	182.00	121.00	246.00	50.41	-26.02	White	44.00 - 47.00	45.86	46.80	47.50	-2.01	-3.46
Snake Gourd	150.00 - 200.00	176.00	129.00	201.82	36.43	-12.79	Dried Fish						
Drumstick	250.00 - 450.00	343.75	260.00	351.33	32.21	-2.16	Sprats	1100.00 - 1250.00	1170.00	1200.00	1235.00	-2.50	-5.26
Luffa	170.00 - 200.00	182.00	118.00	192.00	54.24	-5.21	Sprats (Imported)	750.00 - 900.00	805.83	794.17	770.00	1.47	4.65
Long Beans	40.00 - 80.00	64.00	79.00	139.00	-18.99	-53.96	Kattawa	-	-	-	-	-	-
Ash Plantain	120.00 - 130.00	124.00	135.45	134.00	-8.46	-7.46	Kattawa (Imported)	1250.00 - 1300.00	1282.00	1251.82	1575.00	2.41	-18.60
Green Chillies	70.00 - 100.00	81.00	83.00	196.00	-2.41	-58.67	Thora	-	-	-	-	-	-
Lime	800.00 - 1000.00	895.00	845.00	308.00	5.92	190.58	Thora (Imported)	-	-	-	-	-	-
Root Crops							Mora						
Sweet Potato	150.00 - 200.00	174.44	165.00	84.00	5.72	107.67	1700.00 - 1900.00	1798.33	1810.00	1682.00	-0.64	6.92	
Manioc	100.00 - 120.00	108.00	107.00	154.00	0.93	-29.87	Mora (Imported)	-	-	-	-	-	-
Leafy Vegetable							Balaya						
Mukunuwenna	25.00 - 30.00	26.67	25.83	47.50	3.23	-43.86	750.00 - 900.00	812.50	779.17	1067.00	4.28	-23.85	
Kankun	25.00 - 30.00	26.67	25.83	47.50	3.23	-43.86	Balaya (Imported)	-	-	-	-	-	-
Gotukola (Rs/kg)	240.00 - 250.00	243.33	283.33	287.50	-14.12	-15.36	Anguluwa	-	-	-	-	-	-
							Anguluwa (Imported)	1300.00 - 1450.00	1378.00	1397.00	1662.50	-1.36	-17.11
							Maduwa	1300.00 - 1400.00	1365.00	1350.83	1254.00	1.05	8.85
							Maduwa (Imported)	-	-	-	-	-	-
							Koduwa	-	-	-	-	-	-
							Koduwa (Imported)	-	-	-	-	-	-
							Salaya	350.00 - 420.00	381.67	352.50	622.00	8.27	-38.64
							Salaya (Imported)	-	-	-	-	-	-

This Week: Week 18: 26 April - 02 May 2024
Last Week: Week 17: 19 - 25 April 2024

Table 15: Colombo &Suburbs: Retail Prices (Rs/kg or Rs/piece)

Week 18: 26 April - 02 May 2024

COMMODITY	Range	Average Price			Change Compared to		COMMODITY	Range	Average Price			Change Compared to	
		This Week	Last Week	Last Year	Last Week (%)	Last Year (%)			This Week	Last Week	Last Year	Last Week (%)	Last Year (%)
Rice							Coconut						
Local							Large						
Samba 1	230.00 - 270.00	253.33	253.71	232.10	-0.38	9.15	100.00 - 120.00	111.00	112.00	116.50	-1.00	-4.72	
Samba 2	-	-	-	221.90	-	-	85.00 - 100.00	90.37	91.46	92.60	-1.09	-2.41	
Keeri Samba	350.00 - 380.00	366.52	368.18	267.14	-1.66	37.20	Fruits (Rs/fruit)						
Nadu 1	220.00 - 230.00	224.35	223.81	217.78	0.54	3.02	Plantain						
Nadu 2	-	-	-	205.00	-	-	Ambul (Rs/kg)	150.00 - 280.00	220.00	256.25	228.61	-36.25	-3.77
Raw (Red)	190.00 - 210.00	199.57	197.83	178.93	1.74	11.53	Kolikuttu (Rs/kg)	350.00 - 600.00	516.67	545.38	511.38	-28.72	1.03
Raw (White)	210.00 - 220.00	215.22	214.55	191.72	0.67	12.25	Seeni (Rs/kg)	150.00 - 260.00	219.05	241.67	215.14	-22.62	1.81
Imported							Anamalu						
Samba	260.00 - 290.00	277.39	277.20	226.50	0.19	22.47	Ambun	28.00 - 36.00	31.45	32.36	32.90	-0.91	-4.42
Nadu	-	-	-	197.83	-	-	Papaw(Rs/kg)	35.00 - 45.00	40.57	41.20	40.94	-0.63	-0.90
Raw (Red)	-	-	-	-	-	-	Passion Fruit	120.00 - 280.00	206.82	260.00	254.83	-53.18	-18.84
Raw (White)	-	-	-	197.68	-	-	Pineapple Large	70.00 - 120.00	93.64	108.75	48.52	-15.11	92.99
Dried Chillies							Pineapple Medium						
Imported	750.00 - 1200.00	1023.91	1052.50	1363.87	-28.59	-24.93	Pineapple Small	1250.00 - 1300.00	1272.22	1264.29	534.84	7.94	137.87
Onion							Mango						
Sinnan	-	-	-	-	-	-	Betti	750.00 - 1000.00	851.58	835.71	354.07	15.86	140.51
Vedalan	400.00 - 480.00	434.00	442.73	-	-8.73	-	Karthakolomban	80.00 - 160.00	115.29	196.82	160.00	-81.52	-27.94
Imported	340.00 - 450.00	397.89	428.57	428.00	-30.68	-7.03	Vilad	50.00 - 120.00	80.00	105.83	78.33	-25.83	2.13
Big Onion							Kohu						
Imported	300.00 - 800.00	620.34	646.00	125.16	-25.66	395.64	Other						
Local							Wood Apple						
Potato							Orange						
Welimada	-	-	-	-	-	-	140.00 - 210.00	185.38	182.50	138.08	2.88	34.26	
N'Eliya	350.00 - 400.00	370.00	379.13	360.00	-9.13	2.78	60.00 - 120.00	92.22	96.54	105.00	-4.32	-12.17	
Imported	180.00 - 220.00	202.61	204.55	195.36	-1.94	3.71	140.00 - 200.00	164.58	204.00	134.23	-39.42	22.61	
Pulses							Slime Apple						
Green Gram	1350.00 - 1600.00	1443.48	1450.00	1572.14	-6.52	-8.18	50.00 - 100.00	77.27	77.78	84.44	-0.51	-8.49	
Cowpea (White)	800.00 - 1200.00	1067.39	1059.09	985.88	8.30	8.27	2100.00 - 2800.00	2393.33	2392.31	2690.91	1.03	-11.06	
Cowpea (Red)	800.00 - 1200.00	1063.64	1052.27	971.43	11.36	9.49	King Coconut	200.00 - 250.00	217.65	210.91	161.58	6.74	34.70
Red Dhal	300.00 - 360.00	330.43	334.40	357.76	-3.97	-7.64	Sea Fish						
Vegetable							Salaya						
Beans (Butter)	-	-	-	-	-	-	350.00 - 800.00	630.56	715.63	779.23	-85.07	-19.08	
Beans(Green)	220.00 - 400.00	285.83	286.52	376.77	-0.69	-24.14	700.00 - 1000.00	868.13	966.67	1144.71	-98.54	-24.16	
Carrot	140.00 - 360.00	263.33	335.00	253.79	-71.67	3.76	900.00 - 1120.00	983.33	1016.25	1594.12	-32.92	-38.31	
Leeks	150.00 - 380.00	261.15	280.42	305.71	-19.26	-14.58	1100.00 - 2600.00	2041.67	2128.85	2181.67	-87.18	-6.42	
Beetroot	180.00 - 420.00	304.29	312.17	327.33	-7.89	-7.04	1200.00 - 4000.00	3270.00	2981.82	2938.18	288.18	11.29	
Knolkhol	150.00 - 360.00	250.80	230.00	269.57	20.80	-6.96	1300.00 - 2400.00	2055.33	2114.38	2228.18	-59.04	-7.76	
Raddish	100.00 - 280.00	191.43	168.26	210.67	23.17	-9.13	-	-	-	1486.67	-	-	
Cabbage	130.00 - 320.00	231.15	295.91	266.00	-64.76	-13.10	2300.00 - 2500.00	2375.00	2382.35	1750.83	-7.35	35.65	
Tomato	80.00 - 250.00	167.14	185.91	297.24	-18.77	-43.77	2000.00 - 2800.00	2543.75	2600.00	2748.70	-56.25	-7.46	
Ladies Fingers	150.00 - 320.00	248.15	220.00	260.65	28.15	-4.79	Eggs						
Brijjal	120.00 - 320.00	246.79	243.04	264.52	3.74	-6.70	Brown	50.00 - 52.00	50.83	50.94	51.67	-0.11	-1.61
Capsicum	230.00 - 600.00	409.26	461.25	522.90	-51.99	-21.73	White	47.00 - 49.00	48.00	48.36	49.60	-0.36	-3.23
Pumpkin	80.00 - 240.00	190.71	233.33	132.67	-42.62	43.75	Dried Fish						
Cucumber	180.00 - 320.00	262.50	222.00	183.75	40.50	42.86	Sprats	1800.00 - 2000.00	1872.73	1818.18	1740.74	54.55	7.58
Bitter Gourd	200.00 - 480.00	331.43	290.00	373.33	41.43	-11.22	Sprats (Imported)	1000.00 - 1300.00	1184.62	1166.67	1137.50	17.95	4.14
Snake Gourd	200.00 - 460.00	324.00	263.48	325.71	60.52	-0.53	1800.00 - 2400.00	2152.00	2120.00	2406.45	32.00	-10.57	
Drumstick	400.00 - 800.00	606.54	548.10	562.19	58.44	7.89	Thora	2000.00 - 2400.00	2204.00	2209.09	2283.33	-5.09	-3.47
Luffa	200.00 - 420.00	332.96	299.13	313.55	33.83	6.19	Balaya	1200.00 - 1800.00	1512.50	1471.43	1442.31	41.07	4.87
Long Beans	120.00 - 300.00	203.10	207.83	276.21	-4.72	-26.47	Anguluwa	2000.00 - 2400.00	2300.00	2166.67	2283.33	133.33	0.73
Ash Plantain	150.00 - 320.00	243.60	275.65	264.52	-32.05	-7.91	Maduwa	-	-	-	-	-	
Green Chillies	140.00 - 400.00	264.17	310.43	470.97	-46.27	-43.91	Koduwa	-	-	-	-	-	
Lime	1000.00 - 1600.00	1418.52	1390.00	518.97	28.52	173.34	Salaya	900.00 - 1200.00	1086.67	1000.00	1065.38	86.67	2.00
Root Crops							Meat						
Sweet Potato	220.00 - 400.00	324.07	315.71	196.67	8.36	64.78	Beef (without Bones)	2400.00 - 2500.00	2425.00	2400.00	2333.33	25.00	3.93
Manioc	150.00 - 260.00	216.00	213.64	233.87	2.36	-7.64	Chicken (Broiler)	1180.00 - 1320.00	1255.56	1346.67	1388.18	-91.11	-9.55
Leafy Vegetable							Chicken (Curry)						
Mukunuwenna	40.00 - 80.00	69.64	74.29	79.00	-4.64	-11.84	3200.00 - 3400.00	3342.86	3350.00	3044.44	-7.14	9.80	
Kankun	40.00 - 80.00	70.00	74.29	79.00	-4.29	-11.39	1300.00 - 1300.00	1300.00	1300.00	1800.00	0.00	-27.78	
Gotukola	90.00 - 100.00	98.21	100.91	113.89	-2.69	-13.76	Pork						

This Week: Week 18: 26 April - 02 May 2024
 Last Week: Week 17: 19 - 25 April 2024

Table 16: Farmgate/Producer Prices of Food Commodities in Selected Producing Areas (Rs/kg)

Week 18: 26 April - 02 May 2024

COMMODITY	Range	Average Price	COMMODITY	Range	Average Price	COMMODITY	Range	Average Price
<u>Paddy</u>			<u>Vegetable (Up Country)</u>			<u>Snake Gourd</u>		
Short Grain			Beans			Dambulla	67.00 - 76.00	72.60
A'pura	125.00 - 130.00	127.00	Dambulla	90.00 - 120.00	107.00	Hambantota	-	
P'narawa	129.00 - 132.00	130.33	Welimada	120.00 - 130.00	124.00	Embilipitiya	90.00 - 110.00	100.00
Kalawewa	125.00 - 130.00	127.00	Badulla	40.00 - 60.00	48.00	Matara	-	
Kurunegala	125.00 - 127.00	125.75	Carrot			A'pura	80.00 - 100.00	88.00
Dehiattakandiya	125.00 - 130.00	128.00	N'Eliya	70.00 - 80.00	77.00	Luffa		
Nikaweratiya	125.00 - 130.00	127.50	Welimada	60.00 - 70.00	66.00	Dambulla	82.00 - 100.00	91.60
Ampara	125.00 - 128.00	126.33	Hanguranketha	100.00 - 120.00	113.00	Hambantota	-	
Long Grain (White)			Leeks			Embilipitiya	140.00 - 160.00	150.00
A'pura	116.00 - 120.00	117.60	N'Eliya	110.00 - 120.00	116.00	Matara	-	
P'narawa	117.00 - 120.00	117.83	Welimada	95.00 - 105.00	101.00	A'pura	110.00 - 130.00	118.00
Kalawewa	115.00 - 118.00	116.20	Beetroot			Green Chillies		
Kurunegala	115.00 - 118.00	116.50	N'Eliya	110.00 - 120.00	114.00	Dambulla	55.00 - 67.00	59.80
Dehiattakandiya	112.00 - 117.00	114.33	Dambulla	120.00 - 130.00	125.00	Hambantota	-	
Embilipitiya	-		Kurunegala	-		Embilipitiya	90.00 - 110.00	100.00
Nikaweratiya	117.00 - 120.00	118.33	Welimada	85.00 - 95.00	89.00	Puttalam	50.00 - 70.00	59.17
Hambantota	-		Hanguranketha	80.00 - 90.00	85.60	A'pura	100.00 - 120.00	108.00
Ampara	112.00 - 115.00	113.33	Knol Khol			Pumpkin		
Long Grain (Red)			N'Eliya	50.00 - 60.00	56.00	Dambulla	35.00 - 43.00	38.40
Matara	102.00 - 105.00	103.75	Welimada	40.00 - 45.00	42.00	Hambantota	-	
Hambantota	-		Hanguranketha	30.00 - 40.00	35.60	Embilipitiya	60.00 - 80.00	72.00
Embilipitiya	103.00 - 105.00	104.25	Raddish			Matara	40.00 - 50.00	
Keeri Samba			N'Eliya	20.00 - 30.00	26.00	A'pura	70.00 - 90.00	78.00
A'pura	150.00 - 153.00	151.20	Welimada	16.00 - 20.00	18.40	Moneragala	50.00 - 60.00	54.00
P'narawa	155.00 - 156.00	155.67	Hambantota	-		Cucumber		
Kalawewa	145.00 - 155.00	149.00	Hanguranketha	15.00 - 20.00	17.80	A'pura	100.00 - 120.00	108.00
Kurunegala	150.00 - 155.00	152.50	Cabbage			Dambulla	82.00 - 95.00	88.60
Dehiattakandiya	152.00 - 155.00	154.00	N'Eliya	50.00 - 60.00	55.00	Hambantota	-	
Red Onion			Welimada	20.00 - 25.00	22.00	Matara	60.00 - 70.00	65.00
Puttalam	150.00 - 250.00	188.00	Badulla	-		Long Beans		
Jaffna	220.00 - 260.00	242.00	Hanguranketha	60.00 - 80.00	71.25	Dambulla	50.00 - 67.00	59.60
Big Onion			Tomato			Hambantota	-	
Dambulla	-		Welimada	10.00 - 12.00	11.20	Embilipitiya	80.00 - 100.00	88.00
Kalawewa	-		Hambantota	-		Matara	60.00 - 70.00	65.00
A'pura	-		Dambulla	28.00 - 38.00	32.80	A'pura	80.00 - 100.00	88.00
Potato			Hanguranketha	15.00 - 25.00	20.00	Ash Plantain		
N'Eliya	190.00 - 200.00	194.00	Vegetable (Low Country)			Hambantota	-	
Badulla	-		Ladies Fingers			Embilipitiya	60.00 - 80.00	68.00
Welimada	170.00 - 190.00	182.00	A'pura	80.00 - 100.00	88.00	Matara	95.00 - 105.00	100.00
Pulses			Dambulla	48.00 - 55.00	51.00	Lime		
Green Gram			Hambantota	-		Hambantota	-	
Hambantota	-		Embilipitiya	100.00 - 120.00	107.50	Embilipitiya	800.00 - 850.00	817.50
Moneragala	800.00 - 850.00	820.00	Matara	55.00 - 60.00	58.75	Moneragala	700.00 - 750.00	720.00
Embilipitiya	1120.00 - 1150.00	1136.67	Brinjal			Fruits (Rs/kg)		
Nikaweratiya	900.00 - 1000.00	937.50	A'pura	80.00 - 100.00	88.00	Banana		
A'pura	800.00 - 850.00	825.00	Dambulla	57.00 - 67.00	63.00	Ambul		
Cowpea			Hambantota	-		Moneragala	60.00 - 70.00	64.00
Hambantota	-		Embilipitiya	70.00 - 90.00	78.00	Embilipitiya	50.00 - 70.00	60.00
Nikaweratiya	600.00 - 650.00	625.00	Matara	70.00 - 80.00	75.00	Hambantota	-	
Moneragala	450.00 - 500.00	470.00	Welimada	25.00 - 35.00	30.00	Kolikuttu		
Embilipitiya	650.00 - 700.00	676.67	Capsicum			Moneragala	200.00 - 240.00	216.00
Maize			Badulla	-		Embilipitiya	200.00 - 240.00	222.50
A'pura	150.00 - 155.00	152.50	Welimada	125.00 - 135.00	130.00	Hambantota	-	
Kalawewa	140.00 - 150.00	145.00	Bitter Gourd			Papaw		
Gingelly			A'pura	140.00 - 160.00	148.00	Moneragala	70.00 - 75.00	72.00
A'pura	600.00 - 650.00	625.00	Dambulla	95.00 - 110.00	103.00	Embilipitiya	70.00 - 80.00	76.25
Kalawewa	-		Hambantota	-		Hambantota	-	
Black Gram			Embilipitiya	140.00 - 160.00	152.00	Pineapple		
A'pura	650.00 - 700.00	675.00	Matara	110.00 - 125.00	118.33	Divulapitiya	-	
Kalawewa	-							

Annex 01 - Colombo Markets: Retail Prices of Rice and Subsidiary Food Crops (Rs/kg)

Week 18: 26 April - 02 May 2024

28

CROP	PELIYAGODA	MAHARAGAMA	KIRULAPONE	NUGEGODA	NARAHENPITA	DEMATAGODA	THOTALANGA	KADAWATHA	KIRIBATHGODA
<u>Rice</u>									
Local									
Samba 1	250.00 - 260.00	230.00 - 270.00	230.00 - 270.00	230.00 - 270.00	250.00 - 270.00	230.00 - 270.00	250.00 - 270.00	230.00 - 260.00	230.00 - 260.00
Samba 2	-	-	-	-	-	-	-	-	-
Keeri Samba	350.00 - 360.00	350.00 - 380.00	360.00 - 380.00	360.00 - 380.00	360.00 - 380.00	380.00 - 380.00	350.00 - 360.00	380.00 - 380.00	370.00 - 380.00
Nadu 1	220.00 - 220.00	220.00 - 230.00	220.00 - 230.00	220.00 - 230.00	220.00 - 230.00	220.00 - 230.00	220.00 - 230.00	220.00 - 230.00	220.00 - 230.00
Nadu 2	-	-	-	-	-	-	-	-	-
Raw (Red)	190.00 - 200.00	190.00 - 200.00	190.00 - 210.00	190.00 - 200.00	190.00 - 200.00	210.00 - 210.00	190.00 - 210.00	200.00 - 210.00	200.00 - 210.00
Raw (White)	210.00 - 220.00	210.00 - 220.00	210.00 - 220.00	210.00 - 220.00	210.00 - 220.00	220.00 - 220.00	210.00 - 220.00	220.00 - 220.00	220.00 - 220.00
Imported									
Samba	260.00 - 290.00	270.00 - 280.00	270.00 - 280.00	270.00 - 280.00	280.00 - 290.00	270.00 - 290.00	270.00 - 280.00	280.00 - 290.00	280.00 - 280.00
Nadu	-	-	-	-	-	-	-	-	-
Raw (Red)	-	-	-	-	-	-	-	-	-
Raw (White)	-	-	-	-	-	-	-	-	-
<u>Dried Chillies</u>									
Imported	750.00 - 850.00	1200.00 - 1200.00	900.00 - 1100.00	900.00 - 1100.00	1100.00 - 1200.00	1100.00 - 1200.00	900.00 - 1000.00	1000.00 - 1100.00	1100.00 - 1100.00
<u>Red Onion</u>									
Sinnan	-	-	-	-	-	-	-	-	-
Vedalan	400.00 - 420.00	480.00 - 480.00	480.00 - 480.00	480.00 - 480.00	400.00 - 400.00	-	450.00 - 480.00	400.00 - 440.00	440.00 - 440.00
Imported	360.00 - 400.00	450.00 - 450.00	340.00 - 340.00	340.00 - 360.00	400.00 - 400.00	360.00 - 400.00	400.00 - 450.00	400.00 - 400.00	400.00 - 440.00
<u>Big Onion</u>									
Imported	300.00 - 760.00	340.00 - 800.00	340.00 - 800.00	400.00 - 800.00	300.00 - 800.00	300.00 - 800.00	800.00 - 800.00	800.00 - 800.00	800.00 - 800.00
Local	-	-	-	-	-	-	-	-	-
<u>Potato</u>									
Welimada	-	-	-	-	-	-	-	-	-
N'Eliya	350.00 - 380.00	400.00 - 400.00	360.00 - 360.00	400.00 - 400.00	380.00 - 380.00	380.00 - 400.00	350.00 - 380.00	350.00 - 360.00	360.00 - 380.00
Imported	180.00 - 200.00	200.00 - 220.00	200.00 - 220.00	220.00 - 220.00	200.00 - 220.00	200.00 - 200.00	200.00 - 200.00	200.00 - 200.00	200.00 - 220.00
<u>Pulses</u>									
Green Gram	1350.00 - 1400.00	1400.00 - 1400.00	1400.00 - 1600.00	1500.00 - 1600.00	1400.00 - 1500.00	1500.00 - 1500.00	1400.00 - 1500.00	1400.00 - 1400.00	1400.00 - 1500.00
Cowpea (White)	850.00 - 900.00	1200.00 - 1200.00	800.00 - 1200.00	1000.00 - 1200.00	900.00 - 1100.00	1100.00 - 1200.00	1000.00 - 1100.00	1100.00 - 1200.00	1200.00 - 1200.00
Cowpea (Red)	800.00 - 900.00	1100.00 - 1200.00	800.00 - 1200.00	1000.00 - 1200.00	900.00 - 1100.00	1100.00 - 1200.00	1000.00 - 1100.00	1100.00 - 1200.00	1200.00 - 1200.00
Red Dhal	310.00 - 340.00	320.00 - 340.00	320.00 - 330.00	340.00 - 340.00	310.00 - 360.00	330.00 - 360.00	300.00 - 310.00	320.00 - 330.00	360.00 - 360.00

Annex 02 - Colombo Markets: Retail Prices of Vegetables (Rs/kg) and Coconut (Rs/nut)

Week 18: 26 April - 02 May 2024

29

CROP	PELIYAGODA	MAHARAGAMA	KIRULAPONE	NUGEGODA	NARAHENPITA	DEMATAGODA	THOTALANGA	KADAWATHA	KIRIBATHGODA
<i>Vegetable</i>									
Beans	250.00 - 260.00	300.00 - 320.00	280.00 - 320.00	400.00 - 400.00	320.00 - 320.00	400.00 - 400.00	220.00 - 240.00	240.00 - 260.00	260.00 - 260.00
Carrot	140.00 - 220.00	340.00 - 360.00	300.00 - 320.00	300.00 - 320.00	240.00 - 280.00	320.00 - 340.00	200.00 - 260.00	240.00 - 260.00	240.00 - 260.00
Leeks	150.00 - 200.00	320.00 - 380.00	280.00 - 320.00	320.00 - 380.00	250.00 - 280.00	240.00 - 320.00	200.00 - 260.00	200.00 - 240.00	200.00 - 220.00
Beetroot	180.00 - 280.00	300.00 - 400.00	260.00 - 300.00	400.00 - 420.00	250.00 - 320.00	400.00 - 420.00	200.00 - 280.00	220.00 - 340.00	320.00 - 340.00
Knolkhol	150.00 - 180.00	320.00 - 360.00	220.00 - 240.00	300.00 - 320.00	240.00 - 250.00	240.00 - 250.00	160.00 - 200.00	200.00 - 360.00	360.00 - 360.00
Raddish	100.00 - 140.00	240.00 - 260.00	180.00 - 220.00	240.00 - 280.00	160.00 - 240.00	160.00 - 200.00	120.00 - 180.00	160.00 - 240.00	200.00 - 240.00
Cabbage	130.00 - 180.00	320.00 - 320.00	280.00 - 300.00	240.00 - 320.00	200.00 - 240.00	240.00 - 240.00	150.00 - 200.00	220.00 - 240.00	200.00 - 220.00
Tomato	80.00 - 100.00	200.00 - 240.00	160.00 - 200.00	160.00 - 200.00	140.00 - 160.00	200.00 - 240.00	80.00 - 100.00	200.00 - 250.00	250.00 - 250.00
Ladies Fingers	150.00 - 220.00	320.00 - 320.00	280.00 - 320.00	300.00 - 320.00	240.00 - 280.00	260.00 - 320.00	180.00 - 200.00	200.00 - 260.00	200.00 - 240.00
Brinjal	120.00 - 150.00	280.00 - 300.00	240.00 - 260.00	300.00 - 320.00	240.00 - 280.00	240.00 - 240.00	240.00 - 280.00	140.00 - 240.00	140.00 - 160.00
Capsicum	230.00 - 300.00	580.00 - 600.00	380.00 - 400.00	400.00 - 480.00	350.00 - 400.00	400.00 - 500.00	320.00 - 420.00	400.00 - 420.00	400.00 - 420.00
Pumpkin	80.00 - 140.00	200.00 - 240.00	240.00 - 240.00	200.00 - 240.00	140.00 - 180.00	240.00 - 240.00	130.00 - 180.00	200.00 - 240.00	200.00 - 240.00
Cucumber	180.00 - 200.00	240.00 - 280.00	280.00 - 300.00	240.00 - 320.00	240.00 - 280.00	280.00 - 320.00	200.00 - 240.00	280.00 - 320.00	300.00 - 320.00
Bitter Gourd	200.00 - 220.00	320.00 - 360.00	340.00 - 360.00	400.00 - 420.00	280.00 - 320.00	400.00 - 400.00	200.00 - 260.00	320.00 - 480.00	480.00 - 480.00
Snake Gourd	200.00 - 250.00	300.00 - 320.00	340.00 - 360.00	380.00 - 400.00	320.00 - 360.00	320.00 - 340.00	200.00 - 240.00	320.00 - 460.00	460.00 - 460.00
Drumstick	400.00 - 500.00	600.00 - 800.00	520.00 - 600.00	600.00 - 800.00	600.00 - 600.00	600.00 - 700.00	400.00 - 450.00	760.00 - 800.00	760.00 - 800.00
Luffa	220.00 - 240.00	320.00 - 360.00	320.00 - 360.00	380.00 - 400.00	340.00 - 360.00	360.00 - 400.00	200.00 - 260.00	360.00 - 420.00	400.00 - 420.00
Long Beans	120.00 - 150.00	280.00 - 300.00	240.00 - 260.00	300.00 - 300.00	140.00 - 200.00	280.00 - 300.00	160.00 - 180.00	200.00 - 260.00	240.00 - 260.00
Ash Plantain	150.00 - 180.00	240.00 - 320.00	280.00 - 300.00	320.00 - 320.00	240.00 - 260.00	240.00 - 240.00	200.00 - 260.00	200.00 - 260.00	240.00 - 260.00
Green Chillies	140.00 - 160.00	400.00 - 400.00	300.00 - 320.00	200.00 - 320.00	250.00 - 300.00	400.00 - 400.00	150.00 - 200.00	280.00 - 360.00	320.00 - 340.00
Lime	1000.00 - 1200.00	1200.00 - 1600.00	1500.00 - 1600.00	1400.00 - 1500.00	1300.00 - 1500.00	1400.00 - 1600.00	1200.00 - 1600.00	1500.00 - 1600.00	1500.00 - 1600.00
<i>Root Crops</i>									
Sweet Potato	220.00 - 240.00	320.00 - 360.00	340.00 - 360.00	300.00 - 400.00	340.00 - 360.00	380.00 - 400.00	280.00 - 320.00	260.00 - 340.00	260.00 - 340.00
Manioc	150.00 - 180.00	220.00 - 240.00	240.00 - 260.00	240.00 - 260.00	200.00 - 240.00	200.00 - 220.00	160.00 - 180.00	200.00 - 210.00	200.00 - 210.00
<i>Leafy Vegetable</i>									
Mukunuwenna	50.00 - 50.00	80.00 - 80.00	70.00 - 80.00	70.00 - 80.00	70.00 - 80.00	80.00 - 80.00	40.00 - 50.00	80.00 - 80.00	80.00 - 80.00
Kankun	50.00 - 50.00	80.00 - 80.00	70.00 - 80.00	80.00 - 80.00	70.00 - 80.00	80.00 - 80.00	40.00 - 50.00	80.00 - 80.00	80.00 - 80.00
Gotukola	90.00 - 100.00	100.00 - 100.00	100.00 - 100.00	100.00 - 100.00	100.00 - 100.00	100.00 - 100.00	90.00 - 90.00	100.00 - 100.00	100.00 - 100.00
<i>Coconut</i>									
Large	100.00 - 110.00	100.00 - 120.00	120.00 - 120.00	110.00 - 120.00	110.00 - 120.00	110.00 - 120.00	100.00 - 100.00	110.00 - 120.00	120.00 - 120.00
Small	85.00 - 95.00	85.00 - 95.00	85.00 - 95.00	85.00 - 95.00	85.00 - 95.00	85.00 - 95.00	85.00 - 90.00	100.00 - 100.00	100.00 - 100.00

Annex 03 - Colombo Markets: Retail Prices of Fruits (Rs/fruit)

Week 18: 26 April - 02 May 2024

30

CROP	PELIYAGODA	MAHARAGAMA	KIRULAPONE	NUGEGODA	NARAHENPITA	DEMATAGODA	THOTALANGA	KADAWATHA	KIRIBATHGODA
<i>Plantain</i>									
Ambul (Rs/Kg)	150.00 - 220.00	240.00 - 240.00	260.00 - 280.00	220.00 - 240.00	200.00 - 200.00	200.00 - 200.00	180.00 - 200.00	200.00 - 240.00	220.00 - 220.00
Kolikuttu (Rs/Kg)	350.00 - 500.00	540.00 - 540.00	500.00 - 600.00	450.00 - 450.00	580.00 - 600.00	500.00 - 500.00	450.00 - 500.00	550.00 - 600.00	550.00 - 600.00
Seeni (Rs/Kg)	150.00 - 200.00	250.00 - 250.00	260.00 - 260.00	200.00 - 240.00	230.00 - 250.00	220.00 - 220.00	180.00 - 220.00	200.00 - 240.00	200.00 - 250.00
Anamalu	28.00 - 30.00	34.00 - 35.00	32.00 - 36.00	30.00 - 36.00	30.00 - 32.00	30.00 - 30.00	30.00 - 32.00	28.00 - 32.00	28.00 - 30.00
Ambun	35.00 - 40.00	40.00 - 45.00	40.00 - 44.00	40.00 - 44.00	40.00 - 42.00	40.00 - 40.00	40.00 - 42.00	38.00 - 42.00	38.00 - 40.00
<i>Pineapple</i>									
Large	1250.00 - 1300.00	-	1250.00 - 1300.00	1250.00 - 1300.00	1250.00 - 1250.00	-	-	-	1250.00 - 1250.00
Medium	1100.00 - 1150.00	1100.00 - 1100.00	1150.00 - 1200.00	1100.00 - 1100.00	980.00 - 980.00	-	1000.00 - 1000.00	1000.00 - 1000.00	-
Small	850.00 - 900.00	-	800.00 - 1000.00	900.00 - 900.00	750.00 - 900.00	-	800.00 - 900.00	750.00 - 900.00	800.00 - 900.00
<i>Mango</i>									
Betti	-	-	-	-	-	-	-	-	-
Karthakolomban	115.00 - 120.00	120.00 - 120.00	150.00 - 160.00	130.00 - 130.00	115.00 - 120.00	80.00 - 80.00	100.00 - 120.00	80.00 - 110.00	110.00 - 120.00
Vilad	70.00 - 90.00	80.00 - 80.00	50.00 - 70.00	120.00 - 120.00	60.00 - 80.00	-	-	100.00 - 100.00	80.00 - 80.00
Kohu	-	-	-	-	-	-	-	-	-
<i>Other Fruits</i>									
Wood Apple	160.00 - 160.00	-	200.00 - 210.00	210.00 - 210.00	180.00 - 200.00	-	140.00 - 140.00	160.00 - 160.00	180.00 - 200.00
Orange	60.00 - 80.00	100.00 - 100.00	80.00 - 120.00	120.00 - 120.00	120.00 - 120.00	-	60.00 - 80.00	80.00 - 80.00	100.00 - 120.00
Avocado	160.00 - 165.00	160.00 - 160.00	160.00 - 200.00	200.00 - 200.00	150.00 - 150.00	-	-	-	140.00 - 160.00
Slime Apple	50.00 - 60.00	80.00 - 80.00	100.00 - 100.00	100.00 - 100.00	100.00 - 100.00	-	80.00 - 80.00	80.00 - 80.00	100.00 - 100.00
Grapes (Rs/Kg)	2100.00 - 2200.00	2200.00 - 2200.00	2200.00 - 2600.00	2800.00 - 2800.00	2200.00 - 2800.00	2300.00 - 2300.00	2200.00 - 2200.00	2600.00 - 2600.00	2200.00 - 2300.00
Papaw (Rs/Kg)	120.00 - 150.00	200.00 - 240.00	200.00 - 280.00	200.00 - 220.00	280.00 - 280.00	170.00 - 170.00	160.00 - 200.00	160.00 - 200.00	200.00 - 200.00
Passion	70.00 - 80.00	-	110.00 - 120.00	100.00 - 100.00	90.00 - 100.00	-	80.00 - 80.00	80.00 - 80.00	100.00 - 100.00
King Coconut	230.00 - 250.00	200.00 - 230.00	250.00 - 250.00	220.00 - 220.00	230.00 - 230.00	220.00 - 220.00	200.00 - 220.00	200.00 - 220.00	200.00 - 230.00

Annex 04 - Colombo Markets: Retail Prices of Sea Fish and Dried Fish (Rs/kg)

Week 18: 26 April - 02 May 2024

31

CROP	PELIYAGODA	MAHARAGAMA	KIRULAPONE	NUGEGODA	NARAHENPITA	DEMATAGODA	THOTALANGA	KADAWATHA	KIRIBATHGODA
<i>Sea Fish</i>									
Salaya	350.00 - 400.00	700.00 - 800.00	700.00 - 720.00	780.00 - 800.00	640.00 - 640.00	600.00 - 600.00	600.00 - 600.00	600.00 - 620.00	600.00 - 680.00
Hurulla	700.00 - 800.00	900.00 - 980.00	1000.00 - 1000.00	1000.00 - 1000.00	960.00 - 960.00	800.00 - 800.00	800.00 - 800.00	800.00 - 800.00	800.00 - 800.00
Balaya	930.00 - 1050.00	-	900.00 - 900.00	-	-	900.00 - 900.00	-	1120.00 - 1120.00	-
Kelawalla	1100.00 - 1200.00	2000.00 - 2200.00	1800.00 - 2000.00	2400.00 - 2600.00	2100.00 - 2100.00	1800.00 - 2000.00	2400.00 - 2400.00	2400.00 - 2600.00	2200.00 - 2400.00
Thora	2200.00 - 2700.00	3800.00 - 3800.00	-	3800.00 - 4000.00	3800.00 - 3800.00	-	3000.00 - 3000.00	-	3000.00 - 3000.00
Paraw	1300.00 - 1430.00	2200.00 - 2200.00	2200.00 - 2200.00	2400.00 - 2400.00	2400.00 - 2400.00	2200.00 - 2400.00	2200.00 - 2400.00	2400.00 - 2400.00	2200.00 - 2400.00
Mora	-	-	-	-	-	-	-	-	-
Shrimps Small	2300.00 - 2500.00	2400.00 - 2400.00	2400.00 - 2400.00	2300.00 - 2400.00	2300.00 - 2300.00	2400.00 - 2400.00	2400.00 - 2400.00	2300.00 - 2400.00	2400.00 - 2400.00
Talapath	2000.00 - 2300.00	2600.00 - 2800.00	2600.00 - 2800.00	2800.00 - 2800.00	2700.00 - 2700.00	2400.00 - 2600.00	2600.00 - 2800.00	2800.00 - 2800.00	2800.00 - 2800.00
<i>Eggs (Rs/egg)</i>									
Brown	50.00 - 51.00	50.00 - 51.00	50.00 - 51.00	50.00 - 51.00	51.00 - 51.00	51.00 - 52.00	51.00 - 51.00	51.00 - 51.00	51.00 - 51.00
White	47.00 - 48.00	47.00 - 48.00	47.00 - 48.00	47.00 - 48.00	48.00 - 48.00	48.00 - 48.00	48.00 - 49.00	49.00 - 49.00	48.00 - 49.00
<i>Dried Fish</i>									
Sprats	1800.00 - 2000.00	1800.00 - 2000.00	1800.00 - 1800.00	2000.00 - 2000.00	1800.00 - 1800.00	1800.00 - 2000.00	1800.00 - 2000.00	1800.00 - 2000.00	2000.00 - 2000.00
Kattawa	2000.00 - 2200.00	2200.00 - 2400.00	1800.00 - 2000.00	2200.00 - 2400.00	2000.00 - 2200.00	2000.00 - 2200.00	2000.00 - 2200.00	1800.00 - 2200.00	2000.00 - 2400.00
Thora	-	-	-	-	-	-	-	-	-
Mora	2000.00 - 2200.00	2200.00 - 2400.00	2200.00 - 2400.00	2300.00 - 2400.00	2100.00 - 2200.00	2200.00 - 2400.00	2400.00 - 2400.00	2200.00 - 2400.00	2000.00 - 2400.00
Balaya	1200.00 - 1300.00	1400.00 - 1500.00	1500.00 - 1600.00	1500.00 - 1600.00	1600.00 - 1800.00	1500.00 - 1600.00	1500.00 - 1600.00	1400.00 - 1500.00	1800.00 - 1800.00
Anguluwa	2000.00 - 2000.00	2200.00 - 2400.00	-	2400.00 - 2400.00	-	-	-	-	2400.00 - 2400.00
Salaya	1100.00 - 1200.00	1100.00 - 1200.00	1000.00 - 1100.00	-	1000.00 - 1100.00	1000.00 - 1100.00	900.00 - 900.00	1200.00 - 1200.00	1000.00 - 1000.00
<i>Meat</i>									
Beef (without Bones)	-	-	2500.00 - 2500.00	-	2400.00 - 2400.00	-	2400.00 - 2400.00	2400.00 - 2400.00	-
Chicken (Broiler)	1180.00 - 1180.00	1280.00 - 1280.00	1290.00 - 1290.00	1290.00 - 1290.00	1200.00 - 1200.00	1180.00 - 1180.00	1320.00 - 1320.00	1300.00 - 1300.00	1260.00 - 1260.00
Chicken (Curry)	1200.00 - 1200.00	1300.00 - 1300.00	1300.00 - 1300.00	1200.00 - 1200.00	1100.00 - 1100.00	1200.00 - 1200.00	1100.00 - 1100.00	1100.00 - 1100.00	1100.00 - 1100.00
Mutton	-	3400.00 - 3400.00	3200.00 - 3200.00	3400.00 - 3400.00	3400.00 - 3400.00	3400.00 - 3400.00	3200.00 - 3200.00	-	3400.00 - 3400.00
Pork	-	-	1300.00 - 1300.00	-	-	-	-	1300.00 - 1300.00	1300.00 - 1300.00

Annex 05 : Food Composition of Selected Food Commodities

Commodity	Energy (kcal/100g)	Protein (g/100g)	Total fat (g/100g)	Retinol Eq (µ g/100g)	Vit B2 (mg/100g)	Vit B6 (mg/100g)	Folate (µg/100g)	Vit C (mg/100g)	Calcium (mg/100g)	Magnesium (mg/100g)	Iron (mg/100g)	Zinc (mg/100g)
Rice												
Rice - (white Kekulu - normal)	361	9.88	1.52	-	0.03	0.09	10.67	-	6.94	26.29	1.22	1.5
Rice - (white Kekulu Samba)	355	8.81	1.53	-	0.03	0.09	8.11	-	9.82	30.48	0.92	1.7
Rice - (Red Kekulu - normal)	366	8.64	2.12	-	0.05	0.1	8.39	-	4.73	31.7	0.88	1.84
Rice -Samba	369	6.86	2.45	-	0.05	0.13	12.79	-	8.71	37.26	1.18	1.49
Rice - Nadu White	366	7.76	1.48	-	0.03	0.12	9.35	-	4.57	20.1	0.64	1.61
Dried chilies	233	12.68	6.41	437	0.84	0.42	46.83	NA	107	231	5.39	1.65
Onion												
Big onions	48	1.67	0.24	0.16	0.01	0.1	32.99	7.58	14.82	16.94	0.45	0.25
Red onions	55	2.13	0.15	0.18	0.02	0.13	30.15	14.26	20.37	19.32	0.31	0.28
Potatoes	71	1.67	0.25		0.01	0.09	14.31	20.5	9.83	23.84	0.46	0.29
Pulses												
Green gram	290	21.97	0.93	19.5	0.28	0.33	135	NA	98.96	146	4.15	2.86
White cowpea	320	21.25	1.14	1.36	0.09	0.26	249	NA	84.1	213	5.04	3.57
Red cowpea	320	20.24	1.08	0.96	0.11	0.27	273	NA	81.83	194	4.95	3.4
Red Dhal	319	23.09	0.77	1.06	1.6	0.22	55	NA	41.27	66.63	7.45	3.34
Vegetables												
Beans	46	3.95	0.15	6.64	0.1	0.3	45.2	7.02	35.68	45.56	0.7	0.59
Carrot	30	0.85	0.45	1240	0.03	0.1	24.71	5.93	27.65	11.7	0.59	0.25
Leeks	30	1.74	0.49	18.56	0.02	0.19	42.63	4.65	29.28	11.77	1.49	0.43
Beetroot	31	2.12	0.15	1.52	0.01	0.09	108	4.51	20.29	34.88	0.77	0.29
Knolkhol	16	1.69	0.34		0.05	0.19	12.7	77.64	40.09	19.35	0.23	0.18
Radish	29	0.75	0.11		0.02	0.09	18.09	12.13	35.64	13.56	0.38	0.16
Cabbage	21	1.35	0.14	3.35	0.05	0.14	52.66	29.62	56.85	18.47	0.33	0.16

Tomatoes	20	0.88	0.56	165	0.03	0.09	20.16	25.58	9.69	14.93	0.31	0.12
Ladies fingers	26	2.06	0.19	12.41	0.08	0.28	70.62	24.48	92.26	55.23	0.96	0.44
Brinjal (Pandora Striped)	29	1.49	0.31	23	0.12	0.09	30.99	1.49	18.95	18	0.32	0.19
Brinjal (Chinese eggplant)	24	1.28	0.33	16.83	0.12	0.11	32.94	3.37	14.4	21.18	0.28	0.16
Capsicum	23	1.22	0.34	38.96	0.03	0.29	28.65	49.63	12.65	11.21	0.21	0.31
Pumpkin (Common)	31	0.86	0.3	30.41	0.02	0.09	17.72	8.73	18.75	9.93	0.49	0.25
Cucumber	19	0.98	0.24	0.58	0.01	0.08	19.66	4.08	22.1	18.22	0.67	0.21
Bitter gourd	19	1.47	0.23	55.08	0.05	0.06	53.1	46.89	25.19	35.81	1.75	0.26
Snake gourd (Dark green)	11	0.82	0.25	10.41	0.03	0.12	18.09	3.54	26.83	25.84	0.41	0.11
Snake gourd (Pale green)	11	0.89	0.25	5.14	0.03	0.07	16.52	2.85	27.11	21.77	0.47	0.2
Drumstick	30	2.48	0.12	3.13	0.06	0.12	60.48	92.33	22.27	28.51	0.5	0.26
Watakolu	12	0.86	0.15	59.33	0.01	0.07	25.48	6.41	14.67	14.01	4.42	0.45
Long beans	24	3.36	0.3	-	0.06	0.11	99.98	8.93	44.22	33.17	1.01	0.08
Ash Plantain	76	2.84	0.56	0.06	0.02	0.07	6.82	4.49	5.19	22.55	0.39	0.21
Green chillies	39	2.28	0.76	38.16	0.08	0.25	21.29	98.61	20.25	36.91	1.25	0.29
Limes	26	0.66	0.26	0.36	0.01	0.05	12.1	38.05	26	15.25	0.12	0.05
Kekiri	17	1.01	0.25	0.76	0.01	0.07	17.34	8.07	25.72	26.2	0.63	0.22
Ash pumpkin (Ash guord)	18	0.8	0.15		0.01	0.15	14.17	9.14	19.27	23.62	0.48	0.13
Cho-Cho	19	0.58	0.12	0.3	0.04	0.07	63.81	23.76	20.55	13.02	0.49	0.12
Thalana batu (Little prince)	21	1.28	0.39	24.33	0.12	0.09	38.63	2.4	12.38	19.62	0.31	0.22
Thalana batu (Thai eggplant)	21	1.45	0.26	18.33	0.11	0.09	31.18	2.71	17.24	37.22	0.37	0.24
Thibbatu	61	1.66	1.96	15.89	0.03	1.02	72.39	10.8	105	57.46	1.06	0.59
Kohila yams	27	0.64	0.16	1.72	0.01	0.14	4.64	1.67	52.33	33.95	0.61	1.62
Kehel muwa	19	1.36	0.63	4.27	0.02	0.12	40.51	8.16	35.09	31.43	0.38	0.39
Ambaralla	37	0.73	0.44	3.36	0.01	0.1	44.49	35.51	20.7	9.28	0.7	0.12
Mango	50	0.75	0.09	14.5	0.02	0.14	34.89	91.63	28.56	17.74	0.5	0.09
Mushroom	27	2.54	0.42	-	0.15	0.13	7.81	11.56	0.9	14.42	1.32	0.79
Dambala	21	1.84	0.2	38.74	0.08	0.4	33.69	19.82	68.24	31.38	1.2	0.44
Coconuts nuts	390	3.67	39.92	-	0.05	0.11	14.86	-				

Root Crop												
Sweet potato	108	1.27	0.33	NA	0.04	0.09	14.44	22.2	28.93	21.05	0.51	0.14
Manioc	78	0.92	0.19	NA	0.07	0.2	0.1	1.95	25.31	19.08	19.78	23.73
Nelum ala/Lotus root	79	1.94	0.93	NA	0.05	0.19	26.49	26.63	37.71	26.58	3.34	0.35
Kiriala	87	3.96	0.15	1.19	0.03	0.16	20.17	2.71	30.79	41.52	0.6	0.42
Iniala	103	3.2	0.3	33.14	0.01	0.22	22.19	13.03	40.99	28.98	1.31	0.29
Leafy Vegetables												
Mukunuwanna	28	3.15	0.55	92.25	0.09	0.27	96.14	3.24	135	45.38	1.7	1.03
Gotukola	15	0.64	0.47	226	0.07	0.23	70.11	6.74	96.31	41.42	1.25	0.66
Kankun	15	0.47	0.37	1614	0.08	0.4	33.69	19.82	49.21	18.35	1.32	0.44
Kathurumurunga	70	8.01	1.35	2097	0.33	0.22	120	121	901	96.64	4.36	0.53
Nivithi	22	2.2	0.47	959	0.06	0.11	74.05	10.26	163	61.37	1.49	0.67
Thampala	32	3.55	0.72	1474	0.21	0.22	74.27	82	258	209	3.5	1.4
Sarana	20	2.42	0.21	1149	0.03	0.13	58.54	9.89	59.57	42.93	0.13	0.75
Kohila leaves	33	4.1	0.83	300	0.02	0.17	56.76	5.56	19.5	20.32	0.25	0.3
Onion leaves	27	2.01	0.26	NA	0.04	0.18	56.8	23.38	35.21	74.95	3.15	0.77
Cabbage leaves	30	3.63	0.27	8.66	0.05	0.24	63.46	40.76	170	18.47	2.67	0.35
Salad leaves	19	1.05	0.24	NA	0.1	0.06	37.48	11.64	58.23	36.89	2.07	0.27
Cauliflower	23	2.09	0.48	0.14	0.06	0.11	46.67	50.17	22.44	18.52	0.76	0.27
Jackfruit pods	25	2.14	0.34	NA	0.03	0.04	30.7	24.77	37.32	26.08	0.3	0.17
Jackfruit seeds	77	5.66	0.44	NA	0.02	0.08	58.91	15.24	40.87	50.14	0.52	0.42
Meat												
Chicken	176	23.14	9.24	6.88	0.07	0.49	10.09	-	15.06	20.18	0.75	0.64
Beef	160	23.3	7.45	2.15	0.08	0.32	1.93	-	4.8	28.54	2.41	3.31
Mutton	138	20.37	6.23	2.7	0.13	0.28	1.73	-	7.58	19.5	1.62	5.05
Pork	161	18.83	9.5	1.9	0.09	0.28	8.15	-	6.58	8.9	0.79	0.8
Fish												
Balaya	96	21.28	1.12	21.01	0.15	0.12	7.89		6.45	26.02	0.68	0.46
Seer	136	22.28	5.18	81.9	0.07	0.16	15.45		9.85	36.73	0.41	0.74

Shark	95	21.6	0.83	1.11	0.04	0.11	8.57	8.44	32.58	0.41	0.74
Paraw	87	20.02	0.7	1.49	0.02	0.16	6.77	8.17	31.68	0.67	0.41
Thalapath	91	16.04	2.88	12.03	0.1	0.13	78.22	7.64	24.89	0.71	0.67
Kelawalla	109	21.47	2.55	15.95	0.17	0.73	77.39	13.35	33.82	0.68	0.64
Haedaella	87	19.88	0.78	12.18	0.04	0.06	11.7	36.6	53	0.54	0.65
Hurulla	88	17.08	2.18	10.02	0.14	1.66	61.66	103	35.45	1.24	1.05
Karalla / Katuwalla	97	21.8	1.06	1.25	0.02	0.1	14.38	37.06	39.05	0.24	0.42
Kumbala / Angila	101	21.51	1.53	16.34	0.1	0.1	7.13	31.27	37.46	1.46	0.67
Salaya / Sudaya	100	19.5	2.39	15.41	0.18	1.39	60.87	435	42.83	1.4	2.3
Theppli / Telapiya /Korali	83	18.48	1.08	17.14	0.18	0.18	8.29	99.39	24.96	2.84	0.88
Prawns	65	14.85	0.56	1.24	0.03	0.1	15.37	37.81	30.5	0.73	1.1
Crabs	45	10	0.55	8.33	0.14	0.18	13.83	37.81	45.93	0.73	1.1
Cuttle fish	76	16.82	0.93	1.93	0.02	0.04	6.22	8.73	35.46	0.62	1.3
Linna	112	20.3	3.37	15.78	0.23	0.68	59.78				
Coppara	97	22.89	0.56	21.51	0.04	0.12	8.08	7.2	30.08	1.2	0.58
Ray (Maduwa)	97	23.98	0.68	7.55	0.02	0.21	25.59	9.16	24.61	0.74	0.44

Dried Fish

Dried sprats	259	51.16	5.92	12.83	0.25	0.62	438	1178	162	3.06	4.2
Dried keeramin	311	49.6	12.42	12.92	0.13	2.41	144	555	166	2.58	3.19
Dried thalapath	289	54.68	8.04	9.38	0.04	0.43	97.8	62.75	110	1.96	1.45
Dried katta	275	50.04	8.31	2.48	0.03	0.35	80.4	86.55	92.17	1.47	1.16
Dried balaya	282	63.79	3.37	14.32	0.12	1.98	213	83.48	83.45	3.6	1.44
Dried shark / keelan	267	55.03	5.25	10.31	0.04	0.32	187	42.24	92.94	1.48	0.66

Eggs

Hen eggs (Country)	170	13.14	13	208	0.08	0.18	54.6	50.14	11.04	1.64	1.12
Hen eggs (Table)	135	13.55	9.03	200	0.19	0.19	49.46	63.3	12	2.39	1.73
Quail eggs	153	12.39	11.46	153	0.11	0.17	54.86	60.67	11.21	2.55	1.51

Fruits

Banana Embul	109	1.11	1.09	9.68	0.05	0.64	32.98	13.61	9.39	25.67	0.51	0.23
Anamaalu	102	1.04	0.72	16.4	0.04	0.65	21.07	3.66	8.06	27.02	0.51	0.23

Koli kuttu	107	1.38	0.34	8.8	0.03	0.47	18.12	7.71	8.56	38	0.32	0.14
Pineapple	37	0.41	0.17	5.76	0.04	0.12	17.86	39.36	10.37	10.71	0.3	0.09
Papaya	26	0.42	0.16	171	0.11	0.04	54.85	48.62	16.77	8.9	0.23	0.08
Mangoes (Karthakolomban)	79	0.8	0.92	259	0.01	0.1	35.52	17.74	3.12	6.72	0.1	0.08
Mangoes (Vilad)	44	0.76	0.58	146	0.05	0.26	67.6	29.97	16.93	14.79	0.65	0.19
Apple	62	0.29	0.64	0.36	0.02	0.08	3.43	2.9	3.12	6.72	0.1	0.08
Avacado	144	2.95	13.86	2	0.08	0.18	67.17	9.36	28.48	48.14	0.81	0.75
Wood apple	78	3.09	3.62	0.46	0.01	0.14	6.07	13.58	59.15	25.16	0.45	0.32
Orange	46	1.07	0.37	23.44	0.01	0.28	14.46	20.19	31.18	20.36	0.81	0.35
Guava	39	1.53	0.38	19.67	0.01	0.11	25.24	30.88	6.59	12.02	0.53	0.33
Grapes	49	0.95	10.69	3.22	0.04	0.1	7.07	20.51	7.27	6.86	0.28	0.07
Melon	19	0.65	0.16	130	0.02	0.11	6	8.24	4.05	9.76	0.15	0.1

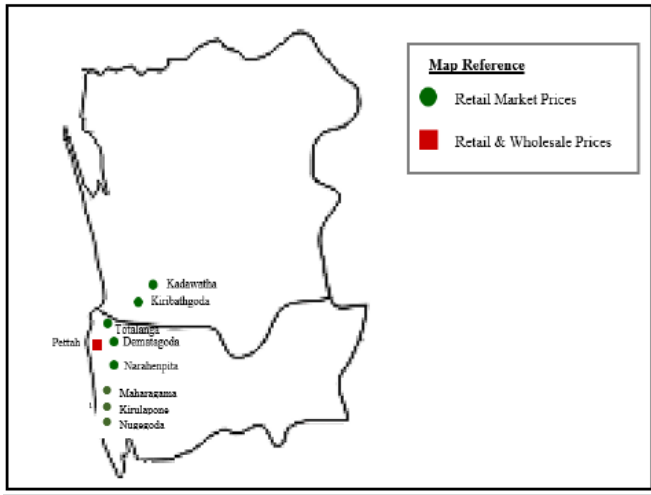
Source: Sri Lanka Food Composition Tables, Ministry of Health - 2021.

Price Collecting Areas



Legend

- Retail Market Prices
- ▲ Wholesale Market Prices
- Retail & Wholesale Prices
- Dedicated Economic Center





HARTI



Ministry of Agriculture

**Food Systems and Market Research Division & Data Management Division
Hector Kobbekaduwa Agrarian Research and Training Institute**

No. 114, Wijerama Mawatha, Colombo 07.

Phone: 011-2696981 Fax: 011-2682283

E-mail: mfpaharti@yahoo.com

Web: www.harti.gov.lk

www.mobitel.lk

**දෛනික චිළචිචි තොග මිල,
ජංගම දුරකථනයෙන්**

හෙක්ටර් කොච්චිකඩුව ගොවි කරියතු පර්යේෂණ
හා පුහුණුවීම් ආයතනය අනුමතයෙන්

**මොබිටෙල්
ජංගම
මිල දර්ශනය**

ජාතික ජංගම දුරකථන ජාලයෙන්

6666
අමතන්න.

මොබිටෙල් අද මිල - අත දෙස
මොබිටෙල් ජංගම දුරකථන ජාලයෙන්
චිළචිචි තොග මිල දර්ශනය.

විකාශිතයාට රු.2/-
විකාශිතයාට රු.2/-