

RETAIL MARKET AT A GLANCE

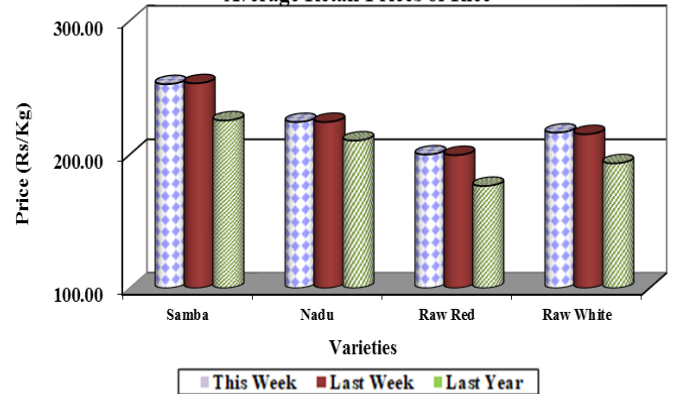
Summary

Rice

The retail price of all local rice varieties has not changed significantly. Price of imported ponni samba has increased by Rs.1.00/kg due to unavailability of sufficient stocks and price ranged Rs.260.00-290.00/kg. The average farm gate paddy prices of most of the major paddy varieties have decreased. The average price of keeri samba paddy has decreased by Rs.1.00-5.00 /Kg in all major producing areas and prices ranged between by Rs.145.00-156.00/Kg.

(Page No.01-02)

Average Retail Prices of Rice

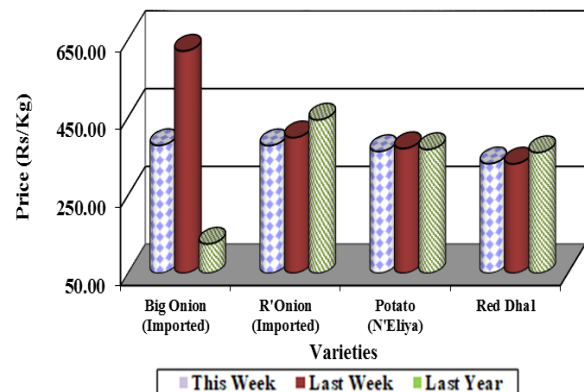


Other Field Crops

The retail price of imported dried chilies has increased by Rs.17.00/kg and the price ranged Rs.800.00-1200.00/kg. Price of imported big onion has decreased by Rs.243.00/kg and the price ranged Rs.200.00-600.00/kg. A significant price variation was observed due to the availability of imported big onion in different varieties and qualities from different countries in the local market.

(Page No.02-04)

Average Retail Prices of Other Field Crops

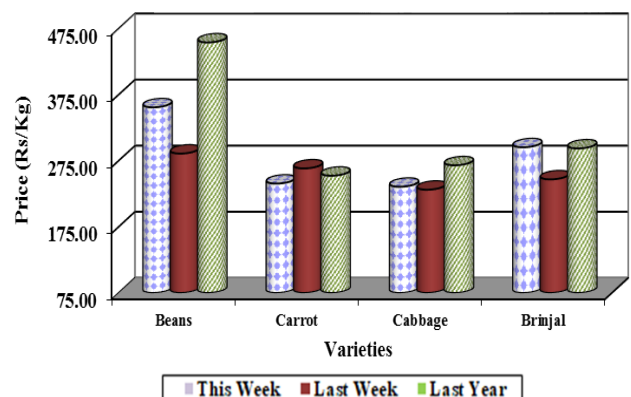


Vegetables

The wholesale and retail price of most of the vegetables have increased with the decreased supply from all major producing area as the end of the *Maha* season. Considering up country vegetables, except carrot the retail prices of all other vegetables have increased. The highest price increase was reported for beans as Rs.70.00/kg. Considering low country vegetables, the highest price increase was reported for long beans as Rs.93.00/kg. However, price of pumpkin has decreased by Rs.8.00/kg due to increased supply from all major producing areas.

(Page No.04-05)

Average Retail Prices of Vegetables



Coconut

The retail prices of large and small nuts have increased by Rs.1.00/kg. The price ranges were Rs.100.00-120.00 for a large nut and Rs.85.00-100.00 for small nut.

(Page No.05-06)

Eggs

Price of a brown egg and white egg has not changed significantly and their prices ranged between Rs.50.00-54.00/egg and Rs.47.00-50.00/egg respectively. However, compared to the same period of last year, brown eggs were not available in most of the retail markets.

(Page No.08-09)

Rice

Wholesale

Price of keeri samba has decreased by 1% and the price ranged Rs.305.00-320.00/kg. Price of raw white has increased by 1% and the price ranged Rs.195.00-210.00/kg. Price of all other local rice varieties has not changed significantly and the price range of both samba grade I and II were Rs.235.00-240.00/kg and Rs.228.00-230.00/kg. Price ranges of both nadu grade I and II were Rs.205.00-215.00/kg and Rs.200.00-203.00/kg.

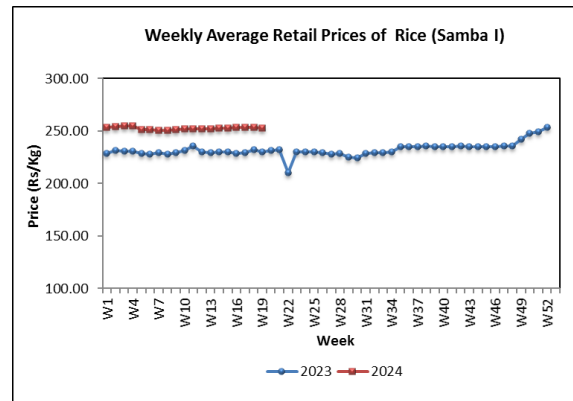
Price of imported ponni samba has increased by 6% due to unavailability of sufficient stocks and the price ranged Rs.255.00-270.00/kg.

Compared to same period of last year, prices of all local rice varieties have increased in the range of 13% - 22% respectively. Price of imported ponni samba has increased by 26%.

Retail

Prices of samba grade I and keeri samba have decreased by Rs.1.00/kg and Rs.2.00/kg respectively and their prices ranged Rs.230.00-270.00/kg and Rs.350.00-380.00/kg respectively. Price of raw white and imported samba has increased by Rs.1.00/kg and their prices ranged Rs.210.00-220.00/kg and Rs.260.00-290.00/kg respectively. Price of

nadu grade I and raw red ranged Rs.220.00-230.00/kg and Rs.190.00-220.00/kg respectively.



Compared to the same period of last year, the current retail prices of all rice varieties have increased with the highest price increase of 33% reported for keeri samba.

Paddy

The average farm gate paddy prices of most of the major paddy varieties have decreased. The average price of short grain (samba) paddy has decreased by less than Rs.1.00/kg in Anuradhapura, Polonnaruwa and Kalawewa areas, while the price of short grain (samba) has increased by less than Rs.1.00/kg in Dehiattakandiya, Nikaweratiya and Kurunegala areas.

The average price of keeri samba paddy has decreased by Rs.1.00-5.00 /kg in all major producing areas and its prices ranged between by Rs.145.00-156.00/Kg. Paddy price of long grain white (nadu) has decreased by Rs 3.00 and Rs.2.00 /kg in

Ampara and Anuradhapura areas, prices ranged between Rs.110.00-120.00/kg in all producing areas. Likewise, paddy price of long grain red has decreased by Rs.2.00/kg in Embilipitiya area and prices ranged Rs.100.00-107.00/kg in major producing areas.

Compared to the same period of last year, Prices of all paddy varieties have increased by 9%-32% in all producing areas with the highest price reported for long grain white (nadu) in Kalawewa.

Dried Chilies

Wholesale

Price of imported dried chilies has increased by 8% due to unavailability of sufficient stocks and the price ranged Rs.700.00-750.00/kg.

Compared to the same period of last year, price of imported dried chilies has decreased by 34%.

Retail

Price of imported dried chilies has increased by Rs.17.00/kg and the price ranged Rs.800.00-1200.00/kg.

Compared to the same period of last year, the current retail price of imported dried chilies has decreased by 24%.

Onion

Wholesale

Price of *sinnan*, *vedalan* and imported red onion have decreased in the range of 6%-10% due to availability of sufficient stocks and the price ranged Rs.220.00-250.00/kg for *sinnan*, Rs.300.00-320.00/kg for *vedalan*, Rs.260.00-300.00/kg for imported red onions.

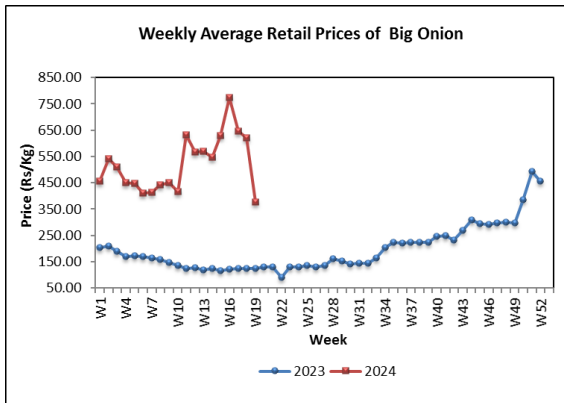
Price of imported big onion has decreased by 42% due to availability of sufficient stocks from India and the price ranged Rs.120.00-480.00/kg.

Compared to the same period of last year, price of imported red onion has decreased by 13% while the price of imported big onion has increased by 192% due to unavailability of sufficient stocks from India.

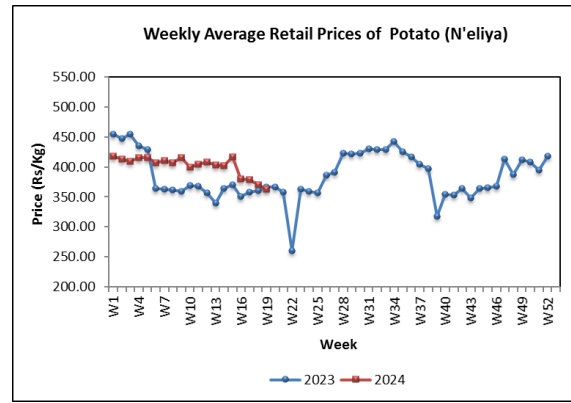
Retail

Prices of *vedalan* and imported red onion have decreased by Rs.5.00/kg and Rs.21.00/kg respectively and their prices ranged Rs.400.00-480.00/kg and Rs.300.00-400.00/kg respectively. Price of imported big onion have decreased by Rs.243.00/kg and the price ranged Rs.200.00-6000.00/kg. The reason of this price variation is availability of imported big onion in different varieties and qualities from many countries in the local market.

Weekly Food Commodities Bulletin



Compared to the same period of last year, the current retail prices of imported red onion has decreased by 15% and imported big onion has increased by 203%.



Compared to the same period of last year, the current retail prices of Nuwara Eliya and imported potatoes have decreased by 1%.

Potato

Wholesale

Price of Welimada and Nuwara Eliya potato have decreased by 9% and 10% due to availability of sufficient stocks and the price ranged Rs.170.00-180.00/kg and Rs.200.00-210.00 /kg.

Price of imported potato has decreased by 1% and the price ranged Rs.140.00-160.00/kg.

Compared to the same period of last year, prices of all potato varieties have decreased in the range of 10%-26%.

Retail

Prices of both Nuwara Eliya and imported potatoes have decreased Rs.8.00/kg and Rs.1.00/kg respectively and their price range Rs.320.00-400.00/kg and Rs.180.00-220.00/kg respectively.

Pulses

Wholesale

Price of green gram has decreased by 2% due to availability of sufficient stocks from local areas and the price ranged Rs.1100.00-1250.00/kg.

Price of red cowpea has increased by 7% due to unavailability of sufficient stocks and the price ranged Rs.700.00-750.00/kg. Price of red dhal has not changed significantly and the price ranged Rs.280.00-285.00/kg.

Compared to the same period of last year, price of green gram and red dhal has decreased by 19% and 15% while red cowpea has increased by 10%.

Retail

Price of green gram has decreased by Rs.5.00/kg and the price ranged

Rs.1350.00-1600.00/kg. Price of white and red cowpea have increased by Rs.5.00/kg and Rs.9.00/kg respectively and their prices ranged Rs.800.00-1200.00/kg.

Compared to the same period of last year, the current retail prices of green gram and red dhal have decreased in the range of 8%-9% and white cowpea and red cowpea have increased in the range of 7%-9%.

Vegetable

Wholesale

Hence, end of the *maha* harvesting season prices of most of the vegetables have increased with the decreased supply from all the major producing area.

Considering up country vegetables, except carrot and cabbage prices of all the other vegetables have increased with the decreased supply from their major producing areas. Accordingly, the highest prices increase was reported for beans as 53% due to decreased supply from Kandy and Balangoda areas followed by leeks as 36% due to decrease supply from Nuwara Eliya areas with the decreased supply from both Puttalam and Nuwara Eliya areas. Price of beetroot has increased by 28%. Prices of carrot and cabbage have increased by 5% and 4% with the slightly changes of the market demand.

Price of tomato has increased by 53% with the increased supply of high-quality stocks form Sooriyawewa area while the price of capsicum has decreased by 18% due to increased supply form Thalawakele area.

Considering low country vegetables, the highest price increase was reported for both long beans and brinjal as 74% due to decreased supply from Embilipitiya and Sooriyawewa areas followed by snake gourd as 18%. Prices of bitter gourd, cucumber and luffa have increased in the range of 3%-9%.

However, price of pumpkin has decreased by 30% due to increased supply from all major producing areas while the price of ash plantain has decreased by 21% due to increased supply from Embilipitiya area and the price of ladies fingers has decreased by 11%.

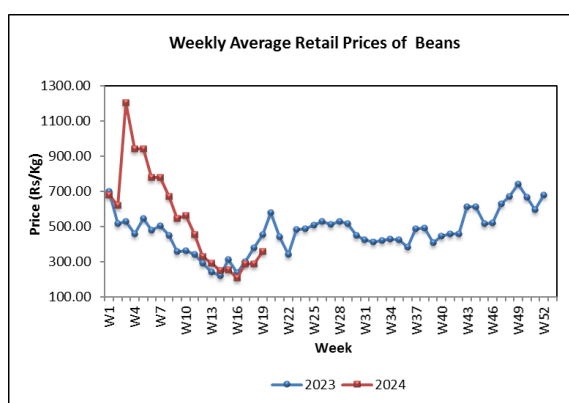
With the decreased supply form Jaffna area price of green chilies has increased by 30% while the price of lime has increased by 16%.

Compared to the same period of last year, prices of most of the vegetables have decreased and the highest price decrease was reported for tomato as 70%.

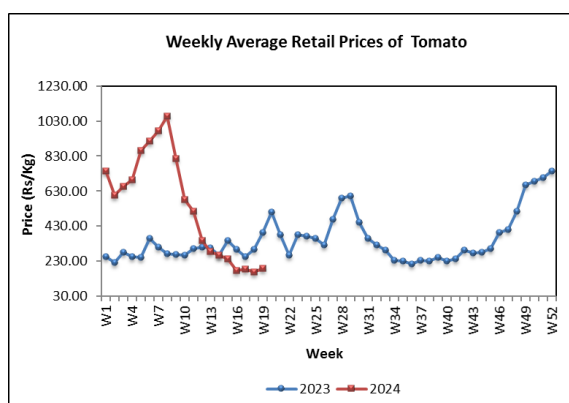
Retail

In line with increased wholesale price retail price of most of the vegetable varieties also increased.

Considering up country varieties, the highest price increase was reported for beans as Rs.70.00/kg followed by leeks as Rs.55.00/kg. Prices of beetroot, knolkhol and raddish have increased by Rs.53.00/kg, Rs.31.00/kg and Rs.29.00/kg respectively. However, prices of carrot decreased by Rs.23.00/kg.



Price of tomato has increased by Rs.23.00/kg and capsicum has decreased by Rs.61.00/kg.



Considering low country varieties, the highest price increase was reported for long beans as Rs.93.00/kg followed by brinjal Rs.49.00/kg. Prices of luffa, ash plantain and ladies fingers have increased by Rs.27.00, Rs.21.00/kg and Rs.13.00/kg

respectively. However, prices of pumpkin and drumstick decreased by Rs.8.00/kg and Rs.6.00/kg respectively. Prices of all other varieties have increased in the ranges of Rs.4.00-6.00/kg.

Further, prices of lime and green chilies have increased by Rs.244.00/kg and Rs.81.00/kg respectively.

Compared to the same period of last year, prices of most of the varieties have decreased and the highest price decrease was reported for tomato as 52%.

Coconut

Wholesale

Prices of large and small nuts have increased by 2% and 5% respectively. Price ranges were Rs.95.00-100.00 for a large nut and Rs.80.00-90.00 for small nut.

Compared to the same period of last year, prices of large and small nuts have decreased by 10% and 1% respectively.

Retail

Prices of both large and small nuts have increased by Rs.1.00/nut. Price ranges were Rs.100.00-120.00 for a large nut and Rs.85.00-100.00 for a small nut.

Compared to the same period of last year, prices of large nuts have decreased by 4% while prices of small nuts have decreased by 3%.

Fruits

Wholesale

Prices of most of the fruit varieties have decreased due to availability of sufficient stocks and low demand. The highest price decrease was reported as 28% for slime apple due to availability of sufficient stocks. Prices of the avocado has decreased by 20% with increased supply. In addition, prices of all banana varieties have decreased in the range of 3%-17% with low demand and availability of ripe fruit stocks. Prices of papaw has decreased by 16% with low demand while prices of all mango varieties except *karthakolomban* mango have decreased in the range of 10%-13% with availability of sufficient stocks. In addition, all sizes of pineapple varieties have decreased by 11% while prices of passion fruit has decreased by 10% with low demand. Further, prices of imported grapes have decreased by 2%.

However, prices of orange have increased by 16% with availability of limited stocks while price of *karthakolomban* mango has increased by 14% with availability of quality stocks. Further, prices of king coconut and wood apple have increased by 3% with availability of limited stocks.

Compared to the same period of last year, prices of most of the fruit varieties have decreased while the highest price decrease was reported as 36% for *betti* mango

Retail

Prices of most of fruit varieties have decreased in line with the decreased wholesale prices. The highest price decrease of Rs.187.00/fruit was reported for medium sized pineapple. Further, the prices of small and large sized pineapple have decreased by Rs.172.00/fruit and Rs.81.00/fruit respectively with low demand.

In addition, the price of *kolikuttu* has decreased by Rs.62.00/kg. Moreover, the prices of *ambul* and *seeni* banana have decreased in the range of Rs.12.00-14.00/kg. The prices of imported grapes have decreased by Rs.77.00/kg. Further, the prices of avocado and passion fruit have decreased in the range of Rs.10.00-15.00/fruit. The price of papaw has decreased by Rs.6.00/kg. Moreover, the price of *vilad* mango has decreased by Rs.4.00/fruit.

Meanwhile, the highest price increase of Rs.28.00/fruit was reported for orange. Further, the prices of king coconut and *karthakolomban* mango have increased by Rs.15.00/fruit and RS.12.00/fruit respectively.

Compared to the same period of last year, prices of most of the fruit varieties have increased and the highest price increase was reported for large sized pineapple as 122%.

Fresh Fish

Wholesale

Wholesale prices of most of the fresh fish types have increased due to decrease in wholesale supply compared to demand. The highest price increase of 26% was noted for kelawalla due to low supply from Beruwala, Galle and Mirissa areas and the price ranged between Rs.1000.00-1400.00/kg. Price increase of 8% and 12% were noted for thalapath and balaya due to low supply from Negombo, Beruwala, Valachchenai and Kalmunai areas and their prices ranged between Rs.1700.00-2100.00/kg and RS.750.00-900.00/kg respectively. Likewise, a price increase of 6% was noted for paraw due to low supply from Northern areas and the price ranged between Rs.1200.00-1350.00/kg. In addition, prices of thora and shrimps have increased by 1%.

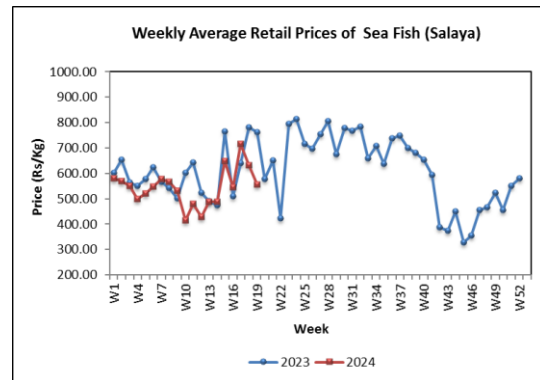
However, a price decrease of 11% was noted for mora due to high supply from Northern areas and the price ranged Rs.900.00-1000.00/kg. Likewise, a price decrease of 8% was noted for salaya due to high supply from Trincomalee and Mannar areas and the price ranged between Rs.250.00-400.00/kg.

Compared to the same period of last year, current wholesale prices of most of the fresh fish types have decreased in the range

of 4%-37% and the highest price decrease was noted for hurulla.

Retail

In line with increased wholesale prices, retail prices of all types of fresh fish except salaya have increased due to decreased supply. The highest price increased was reported for balaya by Rs.248.00/kg followed by Rs.135.00/kg for thalapath and Rs.86.00/kg for thora. The remaining types have increased in the range of Rs.19.00-72.00/kg.



Compared to the same period of last year, prices of most types of fresh fish have decreased in the range of 5%-27% and the highest price decrease was reported for salaya.

Dried Fish

Wholesale

Due to decrease of local dried fish supply, prices of most of the local and imported dried fish type have increased. The highest price increase of 9% was noted for local

sprats due to low supply from Trincomalee, Mannar and Mullaitivu areas and the price ranged between Rs.1160.00-1350.00/kg. Likewise, a price increase of 5% was noted for local salaya due to low supply from Mannar, Chilaw and Puttalam areas and the price ranged between Rs.360.00-450.00/kg. In addition, prices of imported kattawa and imported sprats have increased by 1%-2%.

However, a price decrease of 4% was noted for local maduwa due to high supply from Jaffna and Negombo areas and the price ranged between Rs.1250.00-1400.00/kg. In addition, price of local mora has decreased by 2%.

Compared to the same period of last year, current wholesale prices of all of the dried fish types except local mora have decreased in the range of 2%-48% and the highest price decrease was reported for local salaya.

Retail

In line with increased wholesale prices, retail prices of all types of dried fish except anguluwa have increased due to decreased supply. The highest price increased was reported for mora by Rs.79.00/kg followed by Rs.49.00/kg for local sprats and Rs.23.00/kg for imported sprats. The remaining types have increased in the range of Rs.5.00-20.00/kg.

Compared to the same period of last year, prices of most types of dried fish have decreased in the range of 1%-13% and the highest price decrease was reported for kattawa.

Eggs

Wholesale

A price of a brown egg has decreased by 1% while the price of a white egg has not changed significantly and their prices ranged between Rs.47.00-49.00/egg and Rs.44.00-47.00/egg respectively.

Compared to the same period of last year, price of white egg has decreased by 9%.

Retail

Prices of brown eggs and white eggs have not changed significantly. The price range of brown eggs was reported as Rs.50.00-54.00/egg and the average price of white eggs was reported as Rs.48.00/egg.

Compared to the same period of last year, brown eggs were not available in most of the markets. White eggs have decreased by 7%.

Meat

Retail

Price of skinless curry chicken and beef have increased by Rs.22.00/kg and Rs.8.00/kg respectively due to low production,

However, price of skinless broiler chicken has decreased by Rs.57.00/kg due to low demand. Pork has not changed significantly.

Compared to the same period of last year, most types of meat have decreased in the range of 13%-24% with the highest price decrease being reported for pork.

EXPLANATORY NOTE

The Food Commodities Bulletin is a weekly publication containing information relating to wholesale and retail prices of selected food commodities in nine selected markets in and around Colombo and main markets in the major producing areas.

The information is analyzed and presented as prevailing prices, price ranges, averages, and a comparison of weekly prices. The changes in prices reported are always with price prevailed during the previous week unless otherwise stated.

The frequency of collection of wholesale price information is twice a week (i.e., Tuesday and Friday) while with retail prices, it is thrice a week (i.e., Friday, Monday, and Tuesday).

Table 01: Selected Markets: Wholesale Price of Rice (Rs/50kg bag)

Week 19: 03 - 09 May 2024

LOCATIONS	Rice Varieties													
	Samba 1		Samba 2		Keeri Samba		Nadu 1		Nadu 2		Raw Red		Raw White	
Colombo	11750	12000	11400	11500	15250	16000	10250	10750	10000	10150	9000	9500	9750	10500
Divulapitiya	-	-	-	-	-	-	-	-	-	-	-	-	-	-
Kurunegala	12500	12500	11350	11450	17000	17000	10750	10900	10000	10350	8750	8750	9750	9800
Nikaweratiya	12500	13150	11500	11500	17000	17000	10900	10900	10250	10250	10500	10500	9750	10000
Badulla	-	-	11250	11500	-	-	10750	11000	-	-	8000	9000	9350	9750
Puttalam	13500	13600	11500	11600	-	-	10700	10900	9500	10000	10150	10250	9500	9850
Dambulla	13000	13250	11500	11750	-	-	10750	10800	10500	10600	9400	9500	9500	9750
Anuradhapura	12250	12750	11500	11500	16500	17250	10750	10850	9750	10250	9750	10250	9250	10250
Tambuttegama	-	-	11250	11500	-	-	10250	10500	-	-	-	-	9850	10000
Polonnaruwa	12350	12600	11850	11900	17500	17500	10700	10750	9700	9750	10200	10250	9700	9750
Kalutara	-	-	11500	11650	15900	16100	-	-	10150	10300	9150	9400	10000	10250
Ampara	-	-	11500	11500	-	-	10850	10850	9750	9750	8250	8750	8500	9250
Kandy	11850	12250	11250	11500	16250	16500	10500	10750	9500	10000	8750	9000	9500	10000
Moneragala	12500	12750	11000	11000	17250	17500	10500	10850	-	-	8000	8500	8750	9500
Kegalle	-	-	-	-	-	-	-	-	-	-	-	-	-	-
Dehiattakandiya	12750	13000	-	-	17000	17000	10750	10900	9000	10400	8200	10250	9000	10350
Hambantota	11750	12000	-	-	-	-	-	-	-	-	7750	8000	9500	10000
Matara	-	-	-	-	-	-	10600	10800	-	-	8250	8600	9750	10000
Galle	12750	13250	-	-	17500	18750	10750	10900	-	-	8000	8500	9250	10000
Meegoda	11700	12000	-	-	15750	16750	10150	10600	10150	10150	8750	9000	9800	10250
Tissamaharama	12500	13000	11750	11750	16250	17750	10500	10750	10250	10250	8000	8250	9150	9800
Embilipitiya	11700	11750	-	-	-	-	10500	10600	-	-	8250	8400	9250	9400
Jaffna	12000	12100	-	-	15600	15750	-	-	9000	9750	8000	8100	10000	10250
Vavuniya	12100	12300	-	-	17000	17250	10450	10600	9500	9750	8750	8900	9800	9900
Mannar	-	-	11500	11750	15250	15750	10500	10750	10000	10250	9000	9250	10000	10250
Killinochchi	11750	12000	-	-	16750	17000	10000	10250	9500	9750	8500	8750	10000	10250
Mullattivu	-	-	-	-	-	-	-	-	-	-	-	-	-	-
Batticaloa	12000	12150	-	-	16700	16850	10000	10200	9600	9700	8500	8650	9850	10000
Trincomalee	11900	12100	-	-	17000	17200	10000	10100	9600	9900	9250	9400	9700	9800
Galenbindunuwew	11850	12500	11500	11500	17500	17500	10750	10900	10250	10600	9750	10400	9250	10250
Matale	12500	13000	11500	11600	16000	16750	10700	10850	10250	10400	9000	9500	10100	10250

Table 02: Selected Markets: Retail Price of Rice (Rs/kg)

Week 19: 03 - 09 May 2024

LOCATIONS	Rice Varieties													
	Samba 1		Samba 2		Keeri Samba		Nadu 1		Nadu 2		Raw Red		Raw White	
Colombo	230.00	260.00	-	-	-	-	220.00	230.00	220.00	220.00	190.00	220.00	210.00	220.00
Gampaha	-	-	-	-	-	-	-	-	-	-	-	-	-	-
Kurunegala	250.00	260.00	230.00	240.00	350.00	360.00	220.00	220.00	200.00	200.00	180.00	190.00	200.00	210.00
Nikaweratiya	270.00	270.00	230.00	230.00	340.00	340.00	220.00	220.00	200.00	205.00	200.00	210.00	200.00	215.00
Dambulla	265.00	270.00	240.00	245.00	350.00	360.00	218.00	220.00	213.00	215.00	195.00	200.00	200.00	205.00
Anuradhapura	255.00	260.00	230.00	235.00	340.00	360.00	220.00	220.00	200.00	210.00	200.00	210.00	190.00	210.00
Thambuththegama	-	-	230.00	240.00	370.00	390.00	220.00	220.00	205.00	210.00	205.00	210.00	200.00	207.00
Polonnaruwa	253.00	260.00	230.00	240.00	350.00	360.00	218.00	220.00	195.00	200.00	210.00	210.00	195.00	200.00
Kaluthara	-	-	240.00	245.00	360.00	370.00	220.00	230.00	-	-	195.00	205.00	210.00	215.00
Badulla	-	-	230.00	240.00	340.00	340.00	220.00	220.00	-	-	170.00	185.00	195.00	200.00
Keppetipola	260.00	270.00	230.00	235.00	340.00	350.00	217.00	220.00	208.00	210.00	180.00	185.00	202.00	205.00
Moneragala	260.00	270.00	220.00	230.00	340.00	350.00	215.00	220.00	-	-	165.00	175.00	180.00	195.00
Kegalle	270.00	275.00	-	-	390.00	400.00	220.00	220.00	195.00	210.00	210.00	220.00	200.00	210.00
Ampara	270.00	270.00	240.00	240.00	360.00	360.00	220.00	220.00	200.00	205.00	170.00	180.00	180.00	185.00
Dehiattakandiya	260.00	265.00	-	-	350.00	375.00	220.00	220.00	185.00	210.00	170.00	210.00	185.00	210.00
Nuwaraeliya	265.00	270.00	235.00	240.00	340.00	350.00	218.00	220.00	208.00	212.00	182.00	186.00	205.00	210.00
Kandy	250.00	260.00	230.00	240.00	360.00	365.00	218.00	220.00	200.00	210.00	190.00	195.00	205.00	215.00
Puttalam	275.00	280.00	235.00	240.00	-	-	220.00	220.00	197.00	205.00	205.00	210.00	195.00	200.00
Hambantota	240.00	260.00	-	-	350.00	370.00	210.00	220.00	-	-	160.00	165.00	200.00	205.00
Rathnapura	260.00	265.00	-	-	360.00	380.00	220.00	230.00	210.00	215.00	170.00	187.00	200.00	212.00
Matara	260.00	280.00	-	-	360.00	380.00	220.00	220.00	-	-	168.00	180.00	200.00	210.00
Galle	260.00	280.00	-	-	360.00	380.00	220.00	220.00	-	-	170.00	180.00	200.00	210.00
Tissamaharama	255.00	265.00	240.00	245.00	330.00	360.00	220.00	225.00	210.00	215.00	162.00	170.00	185.00	200.00
Meegoda (DEC)	240.00	250.00	-	-	330.00	350.00	210.00	220.00	-	-	190.00	210.00	210.00	210.00
Embilipitiya	235.00	250.00	-	-	340.00	350.00	210.00	220.00	200.00	205.00	165.00	175.00	190.00	200.00
Jaffna	245.00	250.00	-	-	335.00	350.00	210.00	215.00	195.00	205.00	175.00	180.00	210.00	215.00
Vavuniya	250.00	255.00	-	-	348.00	352.00	218.00	224.00	200.00	205.00	190.00	195.00	200.00	205.00
Mannar	240.00	245.00	-	-	330.00	350.00	220.00	225.00	210.00	215.00	188.00	195.00	208.00	215.00
Killinochchi	245.00	250.00	-	-	345.00	350.00	210.00	215.00	200.00	205.00	180.00	185.00	210.00	215.00
Mullaittivu	-	-	-	-	-	-	-	-	-	-	-	-	-	-
Batticaloa	248.00	250.00	-	-	345.00	350.00	208.00	212.00	200.00	202.00	178.00	182.00	205.00	208.00
Trincomalee	246.00	252.00	-	-	345.00	350.00	208.00	214.00	202.00	205.00	194.00	196.00	208.00	212.00
Hanguranketha	-	-	230.00	235.00	-	-	215.00	220.00	200.00	210.00	178.00	185.00	189.00	212.00
Veyangoda	250.00	260.00	230.00	240.00	350.00	360.00	220.00	220.00	196.00	210.00	190.00	200.00	190.00	210.00
Galenbindunuwewa	240.00	260.00	230.00	235.00	360.00	360.00	220.00	220.00	210.00	215.00	200.00	210.00	190.00	210.00
Bandarawela	-	-	-	-	-	-	-	-	-	-	-	-	-	-
Matale	260.00	265.00	235.00	238.00	340.00	345.00	218.00	220.00	208.00	212.00	190.00	200.00	208.00	210.00

Table 04: Selected Markets: Wholesale Price of Subsidiary Food (Rs/50kg)

Week 19: 03 - 09 May 2024

LOCATION	Dried Chillies	Red Onion		Big Onion	Potato			Pulses		
	Imported	Imported	Local		Imported	Welimada	Nuwara Eliya	Green Gram	Cowpea	Red Dhal
Colombo	35000 - 37500	13000 - 15000	15000 - 16000	6000 - 24000	7000 - 8000	8500 - 9000	10000 - 10500	55000 - 62500	-	14000 - 14250
Kurunegala	33750 - 36000	14000 - 15000	-	11500 - 14500	7500 - 8250	-	-	53750 - 63750	30000 - 30000	13900 - 13900
Nikaweratiya	34000 - 36500	14500 - 14500	-	7500 - 17500	7500 - 8000	-	-	65000 - 67500	36250 - 36250	14050 - 14500
Dehiattakandiya	38000 - 42500	15000 - 15000	-	8000 - 11500	7500 - 8500	-	15000 - 15000	55000 - 62500	25000 - 27500	13900 - 15500
Dambulla (DEC)	36000 - 36500	12500 - 14000	12500 - 13500	7500 - 11500	7000 - 7750	9500 - 10000	10500 - 11000	50000 - 52500	27500 - 32500	13750 - 14000
Anuradhapura	35000 - 42500	14000 - 15000	17500 - 19000	7000 - 16500	7500 - 8500	-	-	57500 - 67500	32500 - 37500	14500 - 15000
Thambuththegama	32500 - 35000	13500 - 14000	12000 - 13000	6250 - 12500	7500 - 8500	11500 - 12000	-	55000 - 60000	-	14000 - 14400
Polonnaruwa	36000 - 38000	13500 - 15500	-	-	8500 - 9500	-	14500 - 16500	50000 - 60000	35000 - 37500	15000 - 16000
Kaluthara	37500 - 38000	15000 - 16000	-	8500 - 9000	8000 - 9000	9000 - 9500	11000 - 11500	62500 - 64000	-	14250 - 14400
Puttalam	32500 - 37500	-	10000 - 12500	15500 - 32500	8000 - 8500	-	15000 - 16000	62500 - 66000	38000 - 44000	15250 - 15600
Kandy	35000 - 37500	14500 - 15000	15000 - 16000	7000 - 15000	7750 - 8000	10000 - 10500	11000 - 11500	60000 - 62500	32500 - 35000	14250 - 14500
Matara	37500 - 40000	16000 - 17500	-	8500 - 9500	8250 - 9000	-	13000 - 14500	55000 - 63000	36500 - 40000	14500 - 15500
Hambantota	37500 - 39000	16000 - 17000	-	20000 - 34000	7500 - 9000	-	-	60000 - 67500	37500 - 42500	14500 - 15500
Kegalle	37500 - 38000	15000 - 15200	-	7000 - 17500	7000 - 7100	-	13500 - 14000	60000 - 65000	35000 - 35500	14500 - 15100
Galle	35000 - 37500	15000 - 18000	-	9000 - 11000	8000 - 8750	-	14500 - 16000	65000 - 67500	-	14500 - 15000
Tissamaharama	37500 - 42500	16000 - 18000	-	14000 - 15000	7500 - 8000	-	13000 - 14500	50000 - 62500	32500 - 37500	14750 - 16000
Meegoda (DEC)	33500 - 37500	-	-	7000 - 13500	7250 - 7750	10500 - 11000	11000 - 12500	62500 - 65000	35000 - 45000	14250 - 14400
Jaffna	-	13000 - 13250	13250 - 13750	13000 - 14000	9000 - 9250	-	-	57500 - 58000	-	14750 - 15000
Vavuniya	39000 - 41000	-	14000 - 15000	14000 - 16000	8500 - 9000	-	-	55000 - 57500	-	14500 - 14900
Mannar	37500 - 39000	14000 - 15000	15000 - 16000	8000 - 13000	9000 - 9500	-	-	55000 - 57500	-	14750 - 15000
Killinochchi	35000 - 37000	-	-	10000 - 11000	8500 - 9500	-	-	55000 - 57500	-	15000 - 15500
Mullattivu	-	-	-	-	-	-	-	-	-	-
Batticaloa	37500 - 38500	14000 - 14500	17500 - 18500	13000 - 13500	8500 - 9000	-	16500 - 17500	57500 - 59000	38000 - 38500	15000 - 15150
Trincomalee	40000 - 42000	-	-	6000 - 7000	-	-	-	52000 - 52500	-	14500 - 14800
Galenbindunuwewa	35000 - 37500	15250 - 18500	-	10500 - 16000	8500 - 9000	-	-	62000 - 67500	31500 - 38000	14400 - 15000
Matale	37500 - 40000	16000 - 17000	-	9500 - 10000	8000 - 8500	-	13000 - 14000	50000 - 52500	32500 - 35000	14500 - 15000

Table 05: Selected Markets: Retail Price of Subsidiary Food Crops (Rs/kg)

Week 19: 03 - 09 May 2024

LOCATIONS	Dried Chillies	Red Onion		Big Onion	Potato			Pulses		
	Imported	Imported	Local		Imported	Welimada	Nuwara Eliya	Green Gram	Cowpea	Red Dhal
Colombo	1100.00 - 1300.00	480.00 - 600.00	-	420.00 - 480.00	180.00 - 220.00	-	400.00 - 440.00	1000.00 - 1400.00	1200.00 - 1400.00	320.00 - 360.00
Gampaha	-	-	-	-	-	-	-	-	-	-
Kurunegala	750.00 - 900.00	350.00 - 400.00	-	300.00 - 300.00	180.00 - 220.00	300.00 - 350.00	-	1400.00 - 1500.00	1300.00 - 1300.00	300.00 - 350.00
Nikaweratiya	780.00 - 1000.00	320.00 - 360.00	-	200.00 - 400.00	180.00 - 200.00	-	-	1340.00 - 1350.00	800.00 - 900.00	300.00 - 340.00
Dambulla	780.00 - 800.00	350.00 - 400.00	380.00 - 400.00	280.00 - 340.00	160.00 - 200.00	340.00 - 360.00	360.00 - 380.00	1280.00 - 1300.00	750.00 - 800.00	290.00 - 310.00
Anuradhapura	750.00 - 950.00	320.00 - 360.00	400.00 - 420.00	200.00 - 400.00	180.00 - 200.00	-	-	1200.00 - 1400.00	700.00 - 850.00	300.00 - 320.00
Thambuththegama	700.00 - 850.00	380.00 - 400.00	350.00 - 400.00	200.00 - 630.00	180.00 - 200.00	280.00 - 300.00	-	1200.00 - 1300.00	800.00 - 850.00	295.00 - 340.00
Polonnaruwa	820.00 - 880.00	350.00 - 380.00	-	750.00 - 800.00	180.00 - 200.00	-	320.00 - 340.00	1100.00 - 1300.00	800.00 - 850.00	310.00 - 330.00
Kaluthara	820.00 - 860.00	380.00 - 420.00	-	260.00 - 280.00	200.00 - 220.00	320.00 - 360.00	360.00 - 400.00	1400.00 - 1450.00	-	300.00 - 320.00
Badulla	750.00 - 800.00	350.00 - 390.00	-	350.00 - 780.00	160.00 - 180.00	300.00 - 320.00	320.00 - 320.00	1200.00 - 1300.00	800.00 - 900.00	300.00 - 320.00
Keppetipola	850.00 - 860.00	320.00 - 350.00	350.00 - 360.00	330.00 - 350.00	170.00 - 190.00	250.00 - 270.00	-	1320.00 - 1350.00	880.00 - 890.00	305.00 - 315.00
Moneragala	750.00 - 850.00	320.00 - 380.00	400.00 - 440.00	200.00 - 500.00	180.00 - 200.00	300.00 - 360.00	-	1200.00 - 1300.00	800.00 - 850.00	300.00 - 340.00
Kegalle	800.00 - 820.00	330.00 - 360.00	-	200.00 - 400.00	180.00 - 200.00	-	320.00 - 340.00	1200.00 - 1300.00	750.00 - 800.00	290.00 - 380.00
Ampara	780.00 - 850.00	350.00 - 400.00	-	290.00 - 580.00	180.00 - 190.00	-	320.00 - 350.00	1260.00 - 1450.00	750.00 - 1120.00	288.00 - 300.00
Dehiattakandiya	800.00 - 1000.00	350.00 - 400.00	-	200.00 - 250.00	170.00 - 200.00	320.00 - 320.00	-	1000.00 - 1300.00	-	290.00 - 320.00
Nuwaraeliya	820.00 - 860.00	360.00 - 380.00	360.00 - 380.00	350.00 - 360.00	180.00 - 200.00	-	300.00 - 320.00	1300.00 - 1350.00	890.00 - 900.00	305.00 - 315.00
Kandy	840.00 - 900.00	400.00 - 440.00	480.00 - 500.00	350.00 - 360.00	180.00 - 200.00	320.00 - 340.00	360.00 - 380.00	1380.00 - 1400.00	950.00 - 980.00	310.00 - 340.00
Puttalam	750.00 - 850.00	-	300.00 - 400.00	300.00 - 400.00	180.00 - 220.00	-	350.00 - 400.00	1350.00 - 1450.00	900.00 - 1100.00	315.00 - 320.00
Rathnapura	850.00 - 1100.00	380.00 - 400.00	-	400.00 - 670.00	180.00 - 200.00	-	320.00 - 320.00	1400.00 - 1600.00	840.00 - 1060.00	320.00 - 340.00
Hambantota	800.00 - 900.00	350.00 - 400.00	-	450.00 - 850.00	180.00 - 200.00	-	-	1350.00 - 1450.00	800.00 - 900.00	320.00 - 340.00
Matara	800.00 - 900.00	380.00 - 400.00	-	220.00 - 250.00	190.00 - 200.00	-	360.00 - 400.00	1200.00 - 1400.00	780.00 - 900.00	310.00 - 330.00
Galle	800.00 - 870.00	380.00 - 420.00	-	240.00 - 280.00	180.00 - 200.00	-	360.00 - 400.00	1400.00 - 1500.00	1000.00 - 1100.00	300.00 - 325.00
Tissamaharama	780.00 - 900.00	350.00 - 420.00	-	300.00 - 340.00	160.00 - 180.00	300.00 - 320.00	-	1100.00 - 1400.00	800.00 - 900.00	300.00 - 350.00
Meegoda (DEC)	780.00 - 800.00	-	-	200.00 - 400.00	170.00 - 240.00	280.00 - 320.00	-	1340.00 - 1440.00	800.00 - 960.00	310.00 - 340.00
Embilipitiya	850.00 - 950.00	-	350.00 - 400.00	200.00 - 450.00	175.00 - 200.00	280.00 - 320.00	-	1300.00 - 1340.00	850.00 - 1000.00	295.00 - 330.00
Jaffna	700.00 - 750.00	-	320.00 - 350.00	240.00 - 280.00	200.00 - 220.00	-	-	1200.00 - 1250.00	-	315.00 - 320.00
Vavuniya	900.00 - 940.00	-	320.00 - 350.00	300.00 - 400.00	190.00 - 200.00	-	-	1200.00 - 1250.00	-	318.00 - 324.00
Mannar	800.00 - 850.00	340.00 - 350.00	380.00 - 420.00	200.00 - 300.00	200.00 - 220.00	-	-	1250.00 - 1350.00	-	310.00 - 330.00
Killinochchi	780.00 - 820.00	-	480.00 - 520.00	230.00 - 250.00	200.00 - 220.00	-	-	1200.00 - 1250.00	-	315.00 - 325.00
Mullaittivu	-	-	-	-	-	-	-	-	-	-
Batticaloa	800.00 - 830.00	320.00 - 340.00	400.00 - 430.00	300.00 - 320.00	200.00 - 220.00	370.00 - 380.00	400.00 - 420.00	1200.00 - 1240.00	800.00 - 840.00	315.00 - 320.00
Trincomalee	900.00 - 1000.00	300.00 - 340.00	370.00 - 400.00	200.00 - 250.00	185.00 - 200.00	-	-	1150.00 - 1250.00	-	300.00 - 310.00
Hanguranketha	750.00 - 890.00	340.00 - 360.00	-	250.00 - 480.00	165.00 - 200.00	260.00 - 280.00	-	1200.00 - 1400.00	700.00 - 790.00	288.00 - 305.00
Veyangoda	700.00 - 800.00	400.00 - 400.00	-	200.00 - 400.00	180.00 - 200.00	-	320.00 - 320.00	1200.00 - 1400.00	900.00 - 1100.00	300.00 - 310.00
Galenbindunuwewa	790.00 - 800.00	320.00 - 380.00	-	220.00 - 340.00	180.00 - 190.00	-	-	1300.00 - 1400.00	700.00 - 800.00	295.00 - 310.00
Bandarawela	-	-	-	-	-	-	-	-	-	-
Matale	800.00 - 900.00	380.00 - 400.00	-	250.00 - 300.00	180.00 - 200.00	280.00 - 280.00	320.00 - 320.00	1050.00 - 1200.00	700.00 - 800.00	300.00 - 310.00

Table 06: Selected Markets: Wholesale Price of Vegetables(Rs/kg)

Week 19: 03 - 09 May 2024

Locations	Butter Beans	Green Beans	Carrot	Leeks	Beetroot	Knolkhol
Colombo	-	200.00 - 300.00	120.00 - 130.00	150.00 - 200.00	120.00 - 280.00	80.00 - 100.00
Meegoda (DEC)	-	230.00 - 240.00	120.00 - 200.00	220.00 - 260.00	210.00 - 240.00	170.00 - 200.00
Dambulla (DEC)	-	200.00 - 250.00	100.00 - 160.00	160.00 - 200.00	200.00 - 280.00	140.00 - 160.00
Keppetipola (DEC)	-	180.00 - 220.00	80.00 - 100.00	190.00 - 200.00	160.00 - 180.00	90.00 - 110.00
Norochchole (DEC)	-	-	-	-	200.00 - 260.00	-
Nuwara Eliya	-	220.00 - 240.00	110.00 - 120.00	190.00 - 200.00	150.00 - 160.00	110.00 - 120.00
Kandy	-	180.00 - 220.00	120.00 - 140.00	200.00 - 220.00	200.00 - 220.00	80.00 - 100.00
Hambantota	-	200.00 - 260.00	120.00 - 160.00	150.00 - 220.00	160.00 - 220.00	120.00 - 200.00
Thambuththegama (DEC)	-	200.00 - 240.00	120.00 - 150.00	200.00 - 230.00	190.00 - 220.00	70.00 - 100.00
Jaffna	-	310.00 - 320.00	160.00 - 175.00	260.00 - 270.00	200.00 - 220.00	-
Bandarawela	-	-	-	-	-	-
Veyangoda	-	220.00 - 230.00	130.00 - 150.00	200.00 - 220.00	240.00 - 260.00	180.00 - 200.00

Locations	Raddish	Cabbage	Tomato	Ladies Fingers	Brinjal	Capsicum
Colombo	70.00 - 80.00	60.00 - 100.00	60.00 - 80.00	120.00 - 130.00	180.00 - 200.00	150.00 - 160.00
Meegoda (DEC)	80.00 - 120.00	90.00 - 150.00	90.00 - 110.00	140.00 - 160.00	190.00 - 220.00	150.00 - 200.00
Moneragala	80.00 - 100.00	130.00 - 150.00	80.00 - 90.00	100.00 - 150.00	100.00 - 150.00	250.00 - 260.00
Dambulla (DEC)	50.00 - 70.00	90.00 - 120.00	50.00 - 70.00	120.00 - 150.00	180.00 - 200.00	120.00 - 160.00
Keppetipola (DEC)	25.00 - 35.00	60.00 - 80.00	15.00 - 20.00	100.00 - 120.00	100.00 - 120.00	140.00 - 160.00
Norochchole (DEC)	30.00 - 100.00	-	40.00 - 80.00	100.00 - 130.00	70.00 - 120.00	200.00 - 270.00
Nuwara Eliya	70.00 - 80.00	110.00 - 120.00	20.00 - 25.00	110.00 - 130.00	130.00 - 140.00	150.00 - 160.00
Kandy	40.00 - 50.00	70.00 - 120.00	50.00 - 70.00	120.00 - 130.00	100.00 - 140.00	120.00 - 150.00
Hambantota	60.00 - 90.00	160.00 - 180.00	50.00 - 60.00	100.00 - 150.00	120.00 - 150.00	250.00 - 300.00
Thambuththegama (DEC)	70.00 - 100.00	100.00 - 130.00	50.00 - 80.00	100.00 - 120.00	120.00 - 160.00	180.00 - 230.00
Tissamaharama	120.00 - 150.00	120.00 - 160.00	100.00 - 120.00	120.00 - 140.00	140.00 - 170.00	230.00 - 250.00
Jaffna	90.00 - 100.00	120.00 - 140.00	80.00 - 85.00	80.00 - 85.00	130.00 - 150.00	210.00 - 220.00
Bandarawela	-	-	-	-	-	-
Veyangoda	90.00 - 120.00	70.00 - 100.00	50.00 - 80.00	140.00 - 160.00	180.00 - 220.00	150.00 - 170.00

Locations	Pumpkin	Cucumber	Bitter Gourd	Snake Gourd	Drumstick	Luffa
Colombo	40.00 - 60.00	130.00 - 150.00	180.00 - 200.00	200.00 - 220.00	150.00 - 500.00	180.00 - 220.00
Meegoda (DEC)	60.00 - 70.00	130.00 - 200.00	180.00 - 240.00	170.00 - 220.00	-	210.00 - 240.00
Moneragala	70.00 - 80.00	130.00 - 200.00	200.00 - 250.00	150.00 - 170.00	-	200.00 - 260.00
Dambulla (DEC)	40.00 - 50.00	100.00 - 120.00	130.00 - 160.00	140.00 - 160.00	200.00 - 220.00	200.00 - 250.00
Keppetipola (DEC)	60.00 - 70.00	100.00 - 120.00	160.00 - 180.00	160.00 - 170.00	260.00 - 280.00	200.00 - 220.00
Norochchole (DEC)	50.00 - 100.00	80.00 - 120.00	150.00 - 180.00	80.00 - 110.00	280.00 - 320.00	130.00 - 170.00
Nuwara Eliya	60.00 - 70.00	140.00 - 160.00	180.00 - 200.00	180.00 - 200.00	280.00 - 320.00	220.00 - 230.00
Kandy	50.00 - 60.00	150.00 - 160.00	180.00 - 200.00	160.00 - 180.00	250.00 - 350.00	220.00 - 230.00
Hambantota	100.00 - 120.00	60.00 - 80.00	200.00 - 250.00	100.00 - 150.00	150.00 - 200.00	120.00 - 160.00
Thambuththegama (DEC)	30.00 - 60.00	90.00 - 120.00	140.00 - 180.00	90.00 - 120.00	-	130.00 - 170.00
Tissamaharama	60.00 - 90.00	100.00 - 150.00	180.00 - 220.00	190.00 - 220.00	-	200.00 - 240.00
Jaffna	50.00 - 65.00	140.00 - 160.00	350.00 - 370.00	80.00 - 95.00	540.00 - 560.00	-
Bandarawela	-	-	-	-	-	-
Veyangoda	60.00 - 70.00	100.00 - 160.00	200.00 - 220.00	150.00 - 200.00	270.00 - 300.00	230.00 - 250.00

Table 06 (Contd.)

	Long Beans	Ash Plantain	Green Chillies	Lime	Sweet Potatoe	Manioc
Colombo	80.00 - 150.00	80.00 - 120.00	80.00 - 150.00	900.00 - 1200.00	140.00 - 180.00	80.00 - 120.00
Meegoda (DEC)	150.00 - 210.00	130.00 - 150.00	100.00 - 150.00	1100.00 - 1300.00	150.00 - 180.00	100.00 - 120.00
Moneragala	150.00 - 170.00	50.00 - 60.00	160.00 - 200.00	1200.00 - 1300.00	160.00 - 180.00	60.00 - 80.00
Dambulla (DEC)	100.00 - 150.00	130.00 - 150.00	60.00 - 160.00	1300.00 - 1400.00	100.00 - 130.00	90.00 - 110.00
Keppetipola (DEC)	120.00 - 140.00	120.00 - 130.00	100.00 - 120.00	1100.00 - 1200.00	120.00 - 130.00	100.00 - 110.00
Norochchole (DEC)	160.00 - 200.00	-	80.00 - 110.00	-	-	90.00 - 120.00
Nuwara Eliya	140.00 - 150.00	140.00 - 150.00	130.00 - 140.00	1200.00 - 1300.00	140.00 - 150.00	110.00 - 130.00
Kandy	120.00 - 130.00	120.00 - 150.00	100.00 - 150.00	1100.00 - 1200.00	140.00 - 160.00	110.00 - 120.00
Hambantota	80.00 - 140.00	120.00 - 130.00	150.00 - 210.00	1000.00 - 1100.00	120.00 - 180.00	100.00 - 150.00
Thambuththegama (DEC)	110.00 - 140.00	70.00 - 100.00	50.00 - 100.00	900.00 - 1200.00	150.00 - 170.00	80.00 - 110.00
Tissamaharama	150.00 - 180.00	50.00 - 90.00	90.00 - 120.00	900.00 - 1000.00	180.00 - 200.00	130.00 - 140.00
Jaffna	160.00 - 170.00	55.00 - 65.00	50.00 - 60.00	740.00 - 760.00	200.00 - 210.00	90.00 - 100.00
Bandarawela	-	-	-	-	-	-
Veyangoda	180.00 - 200.00	140.00 - 170.00	90.00 - 120.00	1400.00 - 1500.00	140.00 - 160.00	110.00 - 130.00

Locations	Leafy Vegetables (Rs/bundle)			Coconut (Rs/nut)	
	Mukunuwenna	Kankun	Gotukola	Large	Small
Colombo	25.00 - 30.00	25.00 - 30.00	150.00 - 160.00	95.00 - 100.00	80.00 - 90.00
Meegoda (DEC)	60.00 - 70.00	60.00 - 70.00	210.00 - 240.00	105.00 - 110.00	85.00 - 95.00
Norochchole (DEC)	50.00 - 60.00	50.00 - 60.00	120.00 - 130.00	90.00 - 102.00	70.00 - 85.00
Nuwara Eliya	-	-	-	-	-
Dambulla (DEC)	25.00 - 30.00	25.00 - 30.00	120.00 - 130.00	80.00 - 90.00	65.00 - 70.00
Kandy	40.00 - 45.00	45.00 - 50.00	200.00 - 220.00	95.00 - 100.00	70.00 - 80.00
Hambantota	40.00 - 50.00	40.00 - 50.00	210.00 - 240.00	-	-
Thambuththegama (DEC)	30.00 - 40.00	30.00 - 40.00	-	85.00 - 90.00	-
Tissamaharama	20.00 - 30.00	20.00 - 30.00	150.00 - 180.00	90.00 - 110.00	60.00 - 80.00
Jaffna	65.00 - 70.00	40.00 - 45.00	120.00 - 125.00	80.00 - 88.00	50.00 - 55.00
Bandarawela	-	-	-	-	-
Veyangoda	35.00 - 40.00	35.00 - 40.00	-	95.00 - 100.00	-

Colombo, Meegoda, Norochchole, Jaffna, Dambulla and Kandy - Gotukola Price Rs/Kg

Table 07: Selected Markets: Retail Price of Vegetables (Rs/kg)

Week 19: 03 - 09 May 2024

LOCATIONS	Up Country Varieties																	
	Butter Beans		Green Beans		Carrot		Leeks		Beetroot		Knol Khol		Raddish		Cabbage		Tomato	
Colombo	-		240.00	460.00	150.00	360.00	180.00	400.00	180.00	460.00	200.00	340.00	120.00	260.00	140.00	320.00	80.00	320.00
Gampaha	-		-		-		-		-		-		-		-		-	
Kurunegala	-		350.00	400.00	300.00	400.00	280.00	320.00	350.00	400.00	280.00	320.00	200.00	240.00	280.00	320.00	160.00	220.00
Nikaweratiya	-		320.00	400.00	320.00	400.00	320.00	400.00	320.00	400.00	200.00	220.00	120.00	160.00	200.00	240.00	120.00	160.00
Dambulla	-		300.00	340.00	200.00	260.00	200.00	260.00	360.00	380.00	280.00	300.00	180.00	200.00	200.00	240.00	140.00	180.00
Anuradhapura	-		320.00	400.00	260.00	320.00	320.00	400.00	280.00	400.00	-		160.00	200.00	200.00	240.00	140.00	200.00
Thambuththegama	-		300.00	360.00	220.00	280.00	240.00	300.00	300.00	380.00	180.00	240.00	160.00	200.00	160.00	220.00	90.00	140.00
Polonnaruwa	-		310.00	350.00	280.00	310.00	280.00	330.00	280.00	320.00	220.00	260.00	120.00	150.00	240.00	260.00	120.00	160.00
Kaluthara	-		350.00	370.00	240.00	260.00	360.00	380.00	380.00	400.00	240.00	260.00	200.00	220.00	270.00	290.00	140.00	160.00
Badulla	-		240.00	320.00	240.00	320.00	240.00	320.00	200.00	320.00	240.00	320.00	100.00	120.00	160.00	240.00	80.00	120.00
Keppetipola	-		260.00	280.00	160.00	180.00	260.00	280.00	260.00	280.00	160.00	170.00	100.00	120.00	150.00	160.00	60.00	90.00
Moneragala	-		320.00	400.00	240.00	320.00	320.00	400.00	320.00	400.00	-		120.00	160.00	200.00	240.00	100.00	160.00
Kegalle	-		280.00	320.00	320.00	360.00	320.00	360.00	280.00	320.00	240.00	280.00	200.00	240.00	240.00	280.00	160.00	200.00
Ampara	-		320.00	320.00	280.00	280.00	320.00	320.00	320.00	320.00	-		120.00	120.00	240.00	240.00	120.00	120.00
Dehiattakandiya	-		300.00	320.00	200.00	240.00	320.00	340.00	380.00	400.00	220.00	240.00	200.00	260.00	200.00	280.00	100.00	120.00
Nuwaraeliya	-		280.00	300.00	180.00	220.00	280.00	300.00	220.00	240.00	180.00	200.00	160.00	180.00	180.00	200.00	120.00	140.00
Kandy	-		300.00	320.00	240.00	260.00	300.00	320.00	280.00	300.00	160.00	200.00	120.00	140.00	120.00	140.00	120.00	140.00
Puttalam	-		350.00	400.00	280.00	360.00	280.00	360.00	300.00	400.00	-		160.00	200.00	280.00	320.00	180.00	220.00
Hambantota	-		250.00	300.00	320.00	400.00	200.00	250.00	240.00	320.00	200.00	240.00	100.00	140.00	200.00	260.00	80.00	120.00
Rathnapura	-		240.00	280.00	240.00	280.00	280.00	300.00	200.00	240.00	180.00	200.00	100.00	120.00	180.00	240.00	120.00	160.00
Matara	-		300.00	400.00	240.00	320.00	320.00	400.00	320.00	400.00	220.00	260.00	220.00	250.00	200.00	240.00	140.00	160.00
Galle	-		240.00	280.00	240.00	300.00	260.00	280.00	280.00	300.00	280.00	280.00	140.00	160.00	220.00	240.00	100.00	160.00
Tissamaharama	-		340.00	380.00	210.00	240.00	300.00	320.00	300.00	330.00	240.00	270.00	150.00	180.00	180.00	220.00	120.00	150.00
Meegoda (DEC)	-		280.00	320.00	240.00	360.00	300.00	400.00	320.00	480.00	240.00	320.00	160.00	200.00	200.00	320.00	160.00	240.00
Embilipitiya	-		280.00	320.00	240.00	300.00	250.00	320.00	400.00	420.00	200.00	280.00	200.00	250.00	200.00	280.00	80.00	120.00
Jaffna	-		350.00	380.00	200.00	250.00	300.00	340.00	250.00	280.00	-		140.00	160.00	150.00	180.00	110.00	150.00
Vavuniya	-		350.00	400.00	320.00	350.00	300.00	350.00	300.00	400.00	-		200.00	240.00	200.00	240.00	120.00	150.00
Mannar	-		300.00	340.00	300.00	340.00	300.00	340.00	300.00	340.00	-		180.00	200.00	280.00	300.00	150.00	180.00
Killinochchi	-		380.00	420.00	380.00	420.00	300.00	340.00	320.00	340.00	-		180.00	200.00	230.00	250.00	180.00	220.00
Mullaittivu	-		-		-		-		-		-		-		-		-	
Batticaloa	-		360.00	400.00	280.00	320.00	320.00	360.00	360.00	400.00	280.00	320.00	180.00	200.00	320.00	360.00	240.00	250.00
Trincomalee	-		260.00	280.00	260.00	280.00	300.00	330.00	360.00	400.00	-		180.00	200.00	280.00	300.00	130.00	160.00
Hanguranketha	-		240.00	260.00	180.00	220.00	250.00	280.00	300.00	330.00	160.00	180.00	100.00	120.00	140.00	180.00	100.00	120.00
Veyangoda	-		280.00	320.00	300.00	340.00	320.00	400.00	320.00	360.00	240.00	300.00	200.00	240.00	300.00	340.00	160.00	160.00
Galenbindunuwewa	-		320.00	400.00	280.00	320.00	320.00	400.00	280.00	320.00	-		160.00	200.00	160.00	200.00	120.00	160.00
Bandarawela	-		-		-		-		-		-		-		-		-	
Matale	-		280.00	320.00	180.00	200.00	280.00	320.00	280.00	320.00	-		100.00	120.00	160.00	200.00	100.00	120.00

Table 07 (Contd.)

LOCATIONS	Low Country Varieties											
	Ladies Fingers	Brinjal	Capsicum	Pumpkin	Cucumber	Bitter Gourd	Snake Gourd	Drumstick	Luffa	Long Beans		
Colombo	200.00 - 360.00	220.00 - 360.00	180.00 - 460.00	100.00 - 240.00	160.00 - 340.00	240.00 - 440.00	220.00 - 400.00	360.00 - 800.00	200.00 - 480.00	160.00 - 400.00		
Gampaha	-	-	-	-	-	-	-	-	-	-		
Kurunegala	200.00 - 240.00	280.00 - 320.00	350.00 - 420.00	160.00 - 200.00	200.00 - 240.00	280.00 - 320.00	240.00 - 280.00	400.00 - 500.00	240.00 - 320.00	220.00 - 280.00		
Nikaweratiya	160.00 - 240.00	240.00 - 320.00	320.00 - 400.00	120.00 - 200.00	200.00 - 240.00	320.00 - 400.00	200.00 - 240.00	-	320.00 - 320.00	200.00 - 240.00		
Dambulla	200.00 - 240.00	260.00 - 280.00	360.00 - 400.00	120.00 - 140.00	220.00 - 240.00	280.00 - 320.00	200.00 - 240.00	320.00 - 360.00	300.00 - 320.00	160.00 - 200.00		
Anuradhapura	200.00 - 240.00	200.00 - 240.00	320.00 - 400.00	120.00 - 160.00	200.00 - 240.00	320.00 - 400.00	240.00 - 280.00	-	240.00 - 320.00	240.00 - 260.00		
Thambuthhegama	180.00 - 260.00	200.00 - 300.00	260.00 - 350.00	80.00 - 120.00	160.00 - 200.00	240.00 - 280.00	140.00 - 220.00	-	190.00 - 280.00	180.00 - 240.00		
Polonnaruwa	220.00 - 240.00	240.00 - 260.00	350.00 - 380.00	140.00 - 160.00	200.00 - 230.00	280.00 - 320.00	160.00 - 200.00	350.00 - 380.00	320.00 - 360.00	180.00 - 220.00		
Kaluthara	240.00 - 260.00	240.00 - 260.00	280.00 - 320.00	140.00 - 160.00	240.00 - 260.00	320.00 - 350.00	240.00 - 260.00	-	270.00 - 290.00	270.00 - 290.00		
Badulla	140.00 - 240.00	240.00 - 320.00	320.00 - 360.00	200.00 - 240.00	180.00 - 240.00	240.00 - 240.00	240.00 - 320.00	400.00 - 600.00	240.00 - 320.00	160.00 - 160.00		
Keppetipola	180.00 - 200.00	160.00 - 180.00	220.00 - 240.00	120.00 - 130.00	160.00 - 180.00	250.00 - 260.00	250.00 - 260.00	360.00 - 380.00	260.00 - 280.00	180.00 - 200.00		
Moneragala	200.00 - 240.00	200.00 - 240.00	300.00 - 320.00	120.00 - 160.00	200.00 - 260.00	300.00 - 320.00	240.00 - 280.00	-	240.00 - 320.00	240.00 - 280.00		
Kegalle	240.00 - 280.00	240.00 - 280.00	320.00 - 360.00	160.00 - 200.00	200.00 - 240.00	240.00 - 280.00	240.00 - 280.00	360.00 - 400.00	320.00 - 360.00	240.00 - 280.00		
Ampara	160.00 - 200.00	180.00 - 200.00	320.00 - 320.00	160.00 - 200.00	200.00 - 200.00	-	240.00 - 240.00	-	240.00 - 240.00	160.00 - 160.00		
Dehiattakandiya	240.00 - 300.00	180.00 - 200.00	300.00 - 360.00	120.00 - 120.00	240.00 - 240.00	280.00 - 300.00	200.00 - 240.00	400.00 - 400.00	240.00 - 340.00	300.00 - 320.00		
Nuwaraeliya	180.00 - 200.00	220.00 - 240.00	240.00 - 250.00	120.00 - 140.00	220.00 - 240.00	280.00 - 300.00	260.00 - 280.00	360.00 - 380.00	300.00 - 320.00	220.00 - 240.00		
Kandy	240.00 - 260.00	180.00 - 200.00	240.00 - 260.00	100.00 - 120.00	240.00 - 260.00	300.00 - 320.00	240.00 - 280.00	450.00 - 480.00	260.00 - 300.00	260.00 - 300.00		
Puttalam	180.00 - 240.00	200.00 - 300.00	400.00 - 480.00	180.00 - 220.00	200.00 - 240.00	280.00 - 320.00	200.00 - 240.00	400.00 - 460.00	280.00 - 320.00	240.00 - 320.00		
Rathnapura	160.00 - 200.00	160.00 - 240.00	320.00 - 350.00	160.00 - 200.00	160.00 - 200.00	240.00 - 320.00	200.00 - 240.00	320.00 - 360.00	280.00 - 320.00	200.00 - 240.00		
Hambantota	200.00 - 240.00	180.00 - 240.00	320.00 - 420.00	140.00 - 200.00	160.00 - 200.00	300.00 - 320.00	180.00 - 220.00	200.00 - 260.00	200.00 - 240.00	160.00 - 180.00		
Matara	200.00 - 240.00	240.00 - 300.00	240.00 - 320.00	120.00 - 160.00	180.00 - 280.00	320.00 - 380.00	280.00 - 320.00	-	280.00 - 320.00	220.00 - 240.00		
Galle	140.00 - 180.00	200.00 - 260.00	300.00 - 360.00	140.00 - 160.00	140.00 - 180.00	260.00 - 300.00	280.00 - 300.00	-	240.00 - 280.00	240.00 - 260.00		
Tissamaharama	140.00 - 180.00	160.00 - 240.00	240.00 - 280.00	120.00 - 160.00	180.00 - 220.00	260.00 - 320.00	250.00 - 280.00	-	260.00 - 280.00	180.00 - 200.00		
Meegoda (DEC)	240.00 - 250.00	280.00 - 320.00	240.00 - 320.00	100.00 - 160.00	200.00 - 240.00	240.00 - 400.00	240.00 - 320.00	-	270.00 - 400.00	240.00 - 320.00		
Embilipitiya	200.00 - 240.00	250.00 - 320.00	280.00 - 360.00	140.00 - 200.00	250.00 - 280.00	300.00 - 400.00	200.00 - 240.00	-	300.00 - 360.00	280.00 - 320.00		
Jaffna	100.00 - 140.00	160.00 - 180.00	250.00 - 270.00	80.00 - 100.00	180.00 - 200.00	400.00 - 450.00	120.00 - 150.00	600.00 - 650.00	-	200.00 - 250.00		
Vavuniya	140.00 - 160.00	100.00 - 150.00	240.00 - 300.00	100.00 - 150.00	180.00 - 220.00	250.00 - 300.00	200.00 - 240.00	700.00 - 900.00	250.00 - 300.00	150.00 - 200.00		
Mannar	200.00 - 220.00	150.00 - 180.00	300.00 - 350.00	180.00 - 200.00	200.00 - 240.00	280.00 - 300.00	180.00 - 220.00	320.00 - 400.00	-	200.00 - 240.00		
Killinochchi	200.00 - 240.00	140.00 - 160.00	320.00 - 340.00	150.00 - 170.00	200.00 - 220.00	340.00 - 360.00	200.00 - 220.00	800.00 - 850.00	-	150.00 - 170.00		
Mullaittivu	-	-	-	-	-	-	-	-	-	-		
Batticaloa	160.00 - 200.00	160.00 - 200.00	360.00 - 400.00	180.00 - 200.00	180.00 - 200.00	400.00 - 430.00	240.00 - 250.00	600.00 - 640.00	240.00 - 250.00	180.00 - 200.00		
Trincomalee	160.00 - 200.00	190.00 - 230.00	320.00 - 350.00	190.00 - 210.00	190.00 - 220.00	320.00 - 350.00	200.00 - 240.00	640.00 - 670.00	220.00 - 240.00	200.00 - 230.00		
Hanguranketha	160.00 180.00	180.00 220.00	170.00 220.00	100.00 120.00	170.00 200.00	240.00 280.00	220.00 250.00	380.00 450.00	290.00 320.00	180.00 220.00		
Veyangoda	240.00 - 260.00	240.00 - 300.00	400.00 - 480.00	160.00 - 200.00	200.00 - 240.00	320.00 - 340.00	240.00 - 260.00	480.00 - 480.00	320.00 - 360.00	240.00 - 240.00		
Galenbindunuwewa	200.00 - 240.00	240.00 - 260.00	320.00 - 340.00	120.00 - 160.00	180.00 - 240.00	220.00 - 240.00	200.00 - 240.00	-	240.00 - 280.00	160.00 - 240.00		
Bandarawela	-	-	-	-	-	-	-	-	-	-		
Matale	160.00 - 200.00	200.00 - 240.00	200.00 - 240.00	100.00 - 120.00	200.00 - 240.00	240.00 - 280.00	200.00 - 240.00	400.00 - 480.00	280.00 - 320.00	180.00 - 200.00		

Table 07 (Contd.)

LOCATIONS	Low Country Varieties					Leafy Vegetable			Coconut (Rs/nut)	
	Ash Plantain	Green Chillies	Lime	Sweet Potato	Manioc	Mukunuwenna	Kankun	Gotukola	Large	Small
Colombo	180.00 - 360.00	150.00 - 600.00	1300.00 - 2000.00	160.00 - 420.00	160.00 - 260.00	40.00 - 80.00	40.00 - 80.00	90.00 - 100.00	100.00 - 120.00	85.00 - 100.00
Gampaha	-	-	-	-	-	-	-	-	-	-
Kurunegala	260.00 - 320.00	400.00 - 500.00	1500.00 - 1600.00	240.00 - 260.00	160.00 - 220.00	50.00 - 50.00	50.00 - 50.00	30.00 - 40.00	100.00 - 110.00	90.00 - 90.00
Nikaweratiya	200.00 - 240.00	200.00 - 240.00	2000.00 - 2000.00	240.00 - 280.00	160.00 - 160.00	50.00 - 50.00	50.00 - 50.00	60.00 - 60.00	80.00 - 90.00	60.00 - 70.00
Dambulla	200.00 - 240.00	200.00 - 300.00	1500.00 - 1600.00	280.00 - 300.00	200.00 - 240.00	50.00 - 60.00	50.00 - 60.00	50.00 - 60.00	100.00 - 120.00	80.00 - 85.00
Anuradhapura	160.00 - 240.00	200.00 - 300.00	1000.00 - 1500.00	280.00 - 360.00	200.00 - 240.00	50.00 - 60.00	50.00 - 60.00	50.00 - 60.00	100.00 - 120.00	70.00 - 90.00
Thambuththegama	180.00 - 220.00	100.00 - 200.00	-	220.00 - 260.00	140.00 - 180.00	40.00 - 50.00	40.00 - 50.00	-	90.00 - 100.00	80.00 - 85.00
Polonnaruwa	250.00 - 280.00	160.00 - 200.00	1500.00 - 1650.00	160.00 - 210.00	140.00 - 160.00	50.00 - 60.00	50.00 - 50.00	50.00 - 50.00	90.00 - 120.00	75.00 - 85.00
Kaluthara	200.00 - 220.00	280.00 - 320.00	1400.00 - 1500.00	240.00 - 260.00	180.00 - 220.00	70.00 - 80.00	70.00 - 80.00	90.00 - 110.00	110.00 - 120.00	85.00 - 100.00
Badulla	240.00 - 240.00	300.00 - 400.00	1000.00 - 1200.00	320.00 - 320.00	160.00 - 160.00	70.00 - 80.00	70.00 - 80.00	80.00 - 100.00	100.00 - 110.00	75.00 - 85.00
Keppetipola	180.00 - 200.00	220.00 - 240.00	1450.00 - 1500.00	200.00 - 220.00	170.00 - 180.00	30.00 - 35.00	30.00 - 35.00	25.00 - 30.00	110.00 - 112.00	90.00 - 95.00
Moneragala	80.00 - 100.00	200.00 - 320.00	1400.00 - 1500.00	260.00 - 300.00	80.00 - 100.00	50.00 - 60.00	50.00 - 60.00	60.00 - 70.00	100.00 - 120.00	60.00 - 80.00
Kegalle	280.00 - 320.00	240.00 - 300.00	1700.00 - 1800.00	280.00 - 320.00	200.00 - 220.00	70.00 - 80.00	70.00 - 80.00	40.00 - 50.00	110.00 - 120.00	90.00 - 100.00
Ampara	140.00 - 160.00	300.00 - 400.00	-	300.00 - 320.00	200.00 - 200.00	50.00 - 60.00	50.00 - 60.00	60.00 - 60.00	110.00 - 120.00	100.00 - 100.00
Dehiattakandiya	240.00 - 300.00	400.00 - 400.00	1000.00 - 1300.00	200.00 - 240.00	150.00 - 160.00	50.00 - 70.00	50.00 - 70.00	50.00 - 70.00	95.00 - 100.00	75.00 - 85.00
Nuwaraeliya	220.00 - 240.00	220.00 - 250.00	1500.00 - 1600.00	240.00 - 260.00	200.00 - 220.00	35.00 - 40.00	35.00 - 40.00	25.00 - 30.00	108.00 - 115.00	90.00 - 96.00
Kandy	200.00 - 240.00	320.00 - 400.00	1500.00 - 1600.00	200.00 - 240.00	200.00 - 220.00	50.00 - 60.00	50.00 - 60.00	40.00 - 50.00	100.00 - 115.00	80.00 - 85.00
Puttalam	180.00 - 220.00	260.00 - 320.00	1500.00 - 1800.00	260.00 - 320.00	180.00 - 220.00	70.00 - 70.00	70.00 - 70.00	40.00 - 40.00	100.00 - 110.00	80.00 - 90.00
Rathnapura	140.00 - 200.00	320.00 - 360.00	1300.00 - 1600.00	280.00 - 320.00	180.00 - 200.00	80.00 - 80.00	80.00 - 80.00	100.00 - 100.00	110.00 - 140.00	80.00 - 90.00
Hambanthota	160.00 - 220.00	200.00 - 240.00	1200.00 - 1300.00	200.00 - 240.00	150.00 - 200.00	50.00 - 60.00	50.00 - 60.00	80.00 - 90.00	110.00 - 130.00	70.00 - 90.00
Matara	160.00 - 220.00	200.00 - 240.00	1500.00 - 2000.00	200.00 - 240.00	160.00 - 240.00	50.00 - 60.00	50.00 - 60.00	80.00 - 100.00	120.00 - 140.00	90.00 - 110.00
Galle	180.00 - 200.00	300.00 - 340.00	1000.00 - 1500.00	240.00 - 280.00	240.00 - 280.00	60.00 - 70.00	60.00 - 60.00	80.00 - 100.00	100.00 - 120.00	80.00 - 90.00
Tissamaharama	120.00 - 180.00	160.00 - 220.00	1200.00 - 1400.00	220.00 - 260.00	160.00 - 200.00	30.00 - 40.00	30.00 - 40.00	70.00 - 80.00	100.00 - 120.00	70.00 - 90.00
Meegoda (DEC)	240.00 - 280.00	150.00 - 320.00	1350.00 - 1800.00	240.00 - 320.00	120.00 - 150.00	80.00 - 100.00	80.00 - 100.00	100.00 - 120.00	110.00 - 130.00	90.00 - 100.00
Embilipitiya	140.00 - 160.00	280.00 - 400.00	1250.00 - 1400.00	200.00 - 280.00	150.00 - 180.00	50.00 - 70.00	40.00 - 60.00	70.00 - 100.00	120.00 - 150.00	80.00 - 110.00
Jaffna	80.00 - 110.00	80.00 - 100.00	800.00 - 850.00	240.00 - 280.00	120.00 - 140.00	80.00 - 90.00	50.00 - 60.00	50.00 - 55.00	100.00 - 120.00	60.00 - 65.00
Vavuniya	200.00 - 240.00	100.00 - 150.00	900.00 - 1000.00	240.00 - 260.00	220.00 - 250.00	60.00 - 70.00	60.00 - 70.00	60.00 - 70.00	100.00 - 120.00	70.00 - 80.00
Mannar	180.00 - 220.00	200.00 - 300.00	800.00 - 900.00	180.00 - 220.00	150.00 - 180.00	45.00 - 50.00	55.00 - 60.00	45.00 - 50.00	90.00 - 100.00	70.00 - 80.00
Killinochchi	150.00 - 170.00	140.00 - 160.00	1150.00 - 1200.00	240.00 - 260.00	200.00 - 230.00	50.00 - 60.00	45.00 - 50.00	45.00 - 50.00	90.00 - 100.00	50.00 - 60.00
Mullaittivu	-	-	-	-	-	-	-	-	-	-
Batticaloa	280.00 - 320.00	200.00 - 240.00	1500.00 - 1600.00	240.00 - 260.00	160.00 - 200.00	80.00 - 90.00	50.00 - 50.00	50.00 - 50.00	100.00 - 100.00	65.00 - 70.00
Trincomalee	260.00 300.00	160.00 200.00	1280.00 1400.00	220.00 240.00	180.00 200.00	70.00 75.00	55.00 60.00	50.00 55.00	120.00 130.00	70.00 75.00
Hanguranketha	180.00 - 220.00	220.00 - 280.00	1200.00 - 1300.00	200.00 - 250.00	150.00 - 180.00	45.00 - 60.00	45.00 - 60.00	40.00 - 50.00	98.00 - 114.00	75.00 - 85.00
Veyangoda	320.00 - 360.00	320.00 - 400.00	1600.00 - 1800.00	260.00 - 320.00	160.00 - 200.00	60.00 - 70.00	60.00 - 70.00	30.00 - 30.00	120.00 - 120.00	80.00 - 100.00
Galenbindunuwewa	160.00 - 200.00	200.00 - 250.00	1000.00 - 1200.00	200.00 - 240.00	120.00 - 160.00	50.00 - 60.00	50.00 - 60.00	50.00 - 60.00	100.00 - 120.00	70.00 - 80.00
Bandarawela	-	-	-	-	-	-	-	-	-	-
Matale	200.00 - 240.00	200.00 - 240.00	1400.00 - 1500.00	200.00 - 240.00	180.00 - 200.00	50.00 - 60.00	50.00 - 60.00	50.00 - 70.00	100.00 - 110.00	70.00 - 90.00

Table 08: Selected Markets: Retail Price of Fruits (Rs/each & Rs/kg)

Week 19: 03 - 09 May 2024

19

LOCATIONS	Banana					Pineapple			Mango	
	Ambul (Rs/kg)	Kolikuttu (Rs/kg)	Seeni (Rs/kg)	Anamalu	Ambun	Large	Medium	Small	Betti	Karthakolomban
Colombo	120.00 - 260.00	350.00 - 550.00	120.00 - 260.00	28.00 - 38.00	35.00 - 48.00	1100.00 - 1300.00	800.00 - 1000.00	650.00 - 700.00	-	100.00 - 150.00
Gampaha	-	-	-	-	-	-	-	-	-	-
Kurunegala	200.00 - 250.00	450.00 - 500.00	160.00 - 200.00	22.00 - 25.00	45.00 - 50.00	-	700.00 - 900.00	500.00 - 600.00	80.00 - 100.00	150.00 - 150.00
Nikaweratiya	180.00 - 220.00	450.00 - 480.00	180.00 - 200.00	-	47.00 - 50.00	-	800.00 - 900.00	-	-	120.00 - 130.00
Dambulla	160.00 - 200.00	450.00 - 460.00	160.00 - 200.00	-	58.00 - 60.00	1000.00 - 1100.00	800.00 - 850.00	480.00 - 500.00	50.00 - 60.00	100.00 - 130.00
Anuradhapura	200.00 - 280.00	450.00 - 600.00	200.00 - 240.00	26.00 - 38.00	45.00 - 60.00	1400.00 - 1550.00	1150.00 - 1300.00	850.00 - 950.00	-	100.00 - 150.00
Thambuththegama	140.00 - 180.00	400.00 - 450.00	140.00 - 160.00	35.00 - 38.00	45.00 - 48.00	1620.00 - 1800.00	1320.00 - 1440.00	1080.00 - 1080.00	-	70.00 - 80.00
Polonnaruwa	250.00 - 280.00	450.00 - 500.00	150.00 - 180.00	-	35.00 - 40.00	-	900.00 - 980.00	600.00 - 700.00	-	-
Kaluthara	180.00 - 200.00	370.00 - 390.00	180.00 - 200.00	36.00 - 38.00	40.00 - 42.00	1100.00 - 1200.00	800.00 - 900.00	-	-	100.00 - 120.00
Badulla	100.00 - 220.00	450.00 - 460.00	100.00 - 220.00	16.00 - 18.00	30.00 - 33.00	-	-	600.00 - 720.00	-	120.00 - 150.00
Keppetipola	230.00 - 240.00	380.00 - 420.00	200.00 - 220.00	25.00 - 26.00	45.00 - 48.00	-	860.00 - 900.00	700.00 - 750.00	80.00 - 90.00	130.00 - 140.00
Moneragala	100.00 - 120.00	200.00 - 250.00	80.00 - 100.00	18.00 - 20.00	20.00 - 25.00	-	810.00 - 900.00	580.00 - 750.00	-	80.00 - 100.00
Kegalle	180.00 - 200.00	450.00 - 500.00	180.00 - 200.00	20.00 - 25.00	25.00 - 30.00	1000.00 - 1200.00	700.00 - 800.00	350.00 - 400.00	-	100.00 - 150.00
Ampara	160.00 - 200.00	350.00 - 480.00	100.00 - 160.00	25.00 - 30.00	31.00 - 37.00	-	850.00 - 925.00	-	-	87.00 - 112.00
Dehiattakandiya	180.00 - 200.00	450.00 - 550.00	160.00 - 180.00	-	45.00 - 58.00	1000.00 - 1200.00	700.00 - 850.00	550.00 - 630.00	-	80.00 - 150.00
Nuwaraeliya	250.00 - 260.00	400.00 - 440.00	220.00 - 240.00	26.00 - 28.00	48.00 - 50.00	-	850.00 - 900.00	700.00 - 760.00	70.00 - 80.00	140.00 - 160.00
Kandy	200.00 - 220.00	400.00 - 450.00	150.00 - 180.00	22.00 - 25.00	35.00 - 40.00	1300.00 - 1350.00	800.00 - 850.00	450.00 - 500.00	-	80.00 - 120.00
Puttalam	140.00 - 170.00	400.00 - 500.00	140.00 - 170.00	-	-	-	-	-	-	80.00 - 120.00
Rathnapura	200.00 - 250.00	400.00 - 500.00	200.00 - 230.00	28.00 - 31.00	33.00 - 43.00	-	850.00 - 1150.00	550.00 - 750.00	-	100.00 - 150.00
Hambantota	160.00 - 180.00	450.00 - 480.00	160.00 - 180.00	27.00 - 30.00	30.00 - 32.00	1350.00 - 1500.00	1000.00 - 1100.00	750.00 - 800.00	-	80.00 - 100.00
Matara	150.00 - 160.00	350.00 - 370.00	140.00 - 160.00	23.00 - 24.00	33.00 - 35.00	1300.00 - 1500.00	1000.00 - 1200.00	700.00 - 800.00	-	70.00 - 80.00
Galle	220.00 - 250.00	550.00 - 600.00	200.00 - 230.00	32.00 - 36.00	35.00 - 38.00	1200.00 - 1400.00	900.00 - 950.00	820.00 - 850.00	-	130.00 - 160.00
Tissamaharama	100.00 - 140.00	300.00 - 350.00	120.00 - 160.00	20.00 - 24.00	25.00 - 30.00	-	1000.00 - 1120.00	-	40.00 - 50.00	70.00 - 80.00
Meegoda (DEC)	150.00 - 200.00	400.00 - 400.00	160.00 - 200.00	40.00 - 48.00	43.00 - 50.00	1700.00 - 1870.00	1300.00 - 1430.00	1000.00 - 1100.00	-	110.00 - 120.00
Embilipitiya	80.00 - 120.00	240.00 - 300.00	100.00 - 130.00	25.00 - 30.00	30.00 - 40.00	-	700.00 - 800.00	450.00 - 550.00	50.00 - 60.00	70.00 - 90.00
Jaffna	200.00 - 250.00	300.00 - 350.00	200.00 - 250.00	-	-	-	900.00 - 950.00	640.00 - 760.00	-	130.00 - 170.00
Vavuniya	140.00 - 160.00	400.00 - 460.00	120.00 - 150.00	-	-	1000.00 - 1080.00	800.00 - 850.00	650.00 - 750.00	-	70.00 - 80.00
Mannar	150.00 - 180.00	380.00 - 450.00	140.00 - 160.00	24.00 - 30.00	-	1100.00 - 1200.00	1000.00 - 1050.00	900.00 - 950.00	-	70.00 - 75.00
Killinochchi	120.00 - 140.00	340.00 - 360.00	120.00 - 140.00	28.00 - 32.00	-	1100.00 - 1200.00	900.00 - 950.00	750.00 - 800.00	-	100.00 - 120.00
Mullaittivu	-	-	-	-	-	-	-	-	-	-
Batticaloa	150.00 - 160.00	400.00 - 440.00	180.00 - 200.00	18.00 - 20.00	-	1000.00 - 1000.00	850.00 - 880.00	680.00 - 700.00	-	-
Trincomalee	180.00 - 200.00	420.00 - 460.00	170.00 - 180.00	-	-	1050.00 - 1100.00	900.00 - 950.00	720.00 - 760.00	-	110.00 - 115.00
Veyangoda	200.00 - 230.00	400.00 - 500.00	160.00 - 220.00	22.00 - 25.00	31.00 - 44.00	1200.00 - 1400.00	900.00 - 1000.00	800.00 - 800.00	-	80.00 - 120.00
Galenbindunuwewa	120.00 - 150.00	300.00 - 400.00	100.00 - 150.00	30.00 - 35.00	40.00 - 50.00	1200.00 - 1400.00	1000.00 - 1100.00	850.00 - 950.00	-	-
Bandarawela	-	-	-	-	-	-	-	-	-	-
Matale	150.00 - 160.00	400.00 - 480.00	160.00 - 180.00	33.00 - 35.00	43.00 - 46.00	-	900.00 - 960.00	800.00 - 860.00	-	90.00 - 120.00

Table 08 (Contd.)

LOCATIONS	Mango		Other Fruits							
	Vilad	Kohu	Papaw (Rs/kg)	Passion	Wood Apple	Orange	Avocado	Slime Apple	Grapes (Rs/kg)	King Coconut
Colombo	60.00 - 100.00	28.00 - 30.00	120.00 - 250.00	60.00 - 100.00	160.00 - 210.00	80.00 - 160.00	100.00 - 180.00	40.00 - 150.00	2000.00 - 2800.00	200.00 - 260.00
Gampaha	-	-	-	-	-	-	-	-	-	-
Kurunegala	80.00 - 100.00	60.00 - 60.00	130.00 - 150.00	-	100.00 - 150.00	60.00 - 80.00	150.00 - 180.00	80.00 - 100.00	2500.00 - 2500.00	150.00 - 200.00
Nikaweratiya	-	-	150.00 - 180.00	-	-	60.00 - 80.00	120.00 - 130.00	70.00 - 90.00	2300.00 - 2500.00	100.00 - 120.00
Dambulla	50.00 - 60.00	20.00 - 25.00	180.00 - 200.00	50.00 - 60.00	80.00 - 90.00	80.00 - 100.00	150.00 - 180.00	60.00 - 80.00	2700.00 - 2800.00	150.00 - 200.00
Anuradhapura	60.00 - 90.00	-	120.00 - 200.00	-	80.00 - 120.00	80.00 - 100.00	120.00 - 170.00	70.00 - 80.00	2300.00 - 3000.00	200.00 - 250.00
Thambuththegama	-	-	80.00 - 120.00	-	-	-	-	60.00 - 80.00	2000.00 - 2500.00	160.00 - 180.00
Polonnaruwa	-	-	260.00 - 280.00	-	-	-	100.00 - 160.00	50.00 - 60.00	2500.00 - 3000.00	160.00 - 200.00
Kaluthara	-	-	160.00 - 200.00	-	140.00 - 150.00	100.00 - 110.00	100.00 - 120.00	-	2000.00 - 2200.00	150.00 - 160.00
Badulla	60.00 - 100.00	20.00 - 20.00	160.00 - 280.00	-	75.00 - 75.00	60.00 - 100.00	-	40.00 - 50.00	2600.00 - 2800.00	200.00 - 200.00
Keppetipola	70.00 - 90.00	25.00 - 30.00	180.00 - 200.00	-	130.00 - 140.00	100.00 - 110.00	100.00 - 120.00	-	2600.00 - 2650.00	150.00 - 170.00
Moneragala	35.00 - 40.00	20.00 - 30.00	100.00 - 130.00	35.00 - 45.00	80.00 - 100.00	60.00 - 70.00	-	35.00 - 50.00	2400.00 - 2500.00	120.00 - 140.00
Kegalle	-	-	150.00 - 180.00	-	80.00 - 100.00	80.00 - 100.00	80.00 - 120.00	30.00 - 50.00	2500.00 - 2600.00	140.00 - 160.00
Ampara	-	41.00 - 41.00	180.00 - 250.00	-	-	50.00 - 80.00	91.00 - 91.00	30.00 - 80.00	2500.00 - 2500.00	170.00 - 170.00
Dehiattakandiya	-	-	160.00 - 200.00	-	70.00 - 80.00	50.00 - 80.00	100.00 - 130.00	50.00 - 60.00	2500.00 - 3000.00	120.00 - 150.00
Nuwaraeliya	80.00 - 90.00	30.00 - 40.00	200.00 - 230.00	90.00 - 100.00	130.00 - 150.00	100.00 - 120.00	100.00 - 120.00	-	2550.00 - 2650.00	160.00 - 180.00
Kandy	60.00 - 80.00	30.00 - 40.00	140.00 - 150.00	50.00 - 60.00	80.00 - 90.00	50.00 - 60.00	90.00 - 120.00	50.00 - 60.00	2000.00 - 2500.00	170.00 - 180.00
Puttalam	-	-	150.00 - 200.00	-	-	55.00 - 65.00	-	-	-	140.00 - 150.00
Hambantota	-	-	200.00 - 230.00	-	-	-	-	-	2200.00 - 2500.00	130.00 - 140.00
Rathnapura	50.00 - 80.00	30.00 - 40.00	180.00 - 230.00	-	80.00 - 120.00	60.00 - 80.00	-	60.00 - 100.00	2500.00 - 2800.00	120.00 - 150.00
Matara	-	-	130.00 - 140.00	62.00 - 66.00	140.00 - 150.00	50.00 - 70.00	100.00 - 110.00	40.00 - 50.00	2300.00 - 2500.00	150.00 - 160.00
Galle	-	-	200.00 - 320.00	100.00 - 120.00	100.00 - 150.00	120.00 - 140.00	120.00 - 150.00	80.00 - 100.00	2500.00 - 2800.00	130.00 - 150.00
Tissamaharama	40.00 - 50.00	12.00 - 20.00	140.00 - 200.00	70.00 - 76.00	70.00 - 100.00	60.00 - 80.00	-	38.00 - 50.00	2000.00 - 2200.00	140.00 - 150.00
Meegoda (DEC)	36.00 - 40.00	-	150.00 - 180.00	-	-	70.00 - 80.00	100.00 - 135.00	50.00 - 60.00	2000.00 - 2200.00	130.00 - 150.00
Embilipitiya	50.00 - 60.00	20.00 - 30.00	130.00 - 150.00	40.00 - 50.00	130.00 - 150.00	60.00 - 80.00	100.00 - 130.00	20.00 - 30.00	2000.00 - 2500.00	140.00 - 150.00
Jaffna	50.00 - 55.00	-	150.00 - 180.00	130.00 - 150.00	100.00 - 120.00	50.00 - 55.00	180.00 - 200.00	-	3100.00 - 3250.00	150.00 - 170.00
Vavuniya	-	-	200.00 - 250.00	60.00 - 75.00	70.00 - 85.00	-	-	-	2350.00 - 2450.00	240.00 - 260.00
Mannar	35.00 - 40.00	-	120.00 - 140.00	-	-	50.00 - 60.00	120.00 - 150.00	120.00 - 150.00	2500.00 - 2800.00	180.00 - 220.00
Killinochchi	50.00 - 60.00	-	140.00 - 160.00	-	150.00 - 160.00	-	-	-	2400.00 - 2500.00	240.00 - 250.00
Mullaittivu	-	-	-	-	-	-	-	-	-	-
Batticaloa	-	-	180.00 - 200.00	80.00 - 90.00	110.00 - 125.00	80.00 - 85.00	90.00 - 100.00	-	2400.00 - 2500.00	180.00 - 200.00
Trincomalee	65.00 - 72.00	42.00 - 44.00	180.00 - 200.00	100.00 - 104.00	70.00 - 72.00	90.00 - 95.00	108.00 - 110.00	-	2460.00 - 2500.00	220.00 - 250.00
Veyangoda	-	-	140.00 - 200.00	80.00 - 80.00	150.00 - 160.00	90.00 - 120.00	160.00 - 200.00	70.00 - 80.00	2500.00 - 2800.00	150.00 - 200.00
Galenbindunuwewa	-	-	100.00 - 150.00	-	-	-	120.00 - 150.00	-	2500.00 - 2800.00	120.00 - 140.00
Bandarawela	-	-	-	-	-	-	-	-	-	-
Matale	-	30.00 - 35.00	160.00 - 180.00	-	100.00 - 120.00	60.00 - 70.00	120.00 - 130.00	50.00 - 60.00	2200.00 - 2400.00	120.00 - 130.00

Table 09: Selected Markets: Wholesale Price of Fresh Fish & Eggs (Rs/kg & Rs/egg)

Week 19: 03 - 09 May 2024

Locations	Sea Fish					
	Salaya	Hurulla	Balaya	Kelawalla	Thora	Paraw
Colombo	250.00 – 400.00	600.00 – 700.00	750.00 – 900.00	1000.00 – 1400.00	1900.00 – 2400.00	1200.00 – 1350.00
Kandy	380.00 – 450.00	750.00 – 800.00	900.00 – 1000.00	1350.00 – 1450.00	2100.00 – 2200.00	1300.00 – 1350.00
Kaluthara	400.00 – 500.00	600.00 – 700.00	850.00 – 950.00	1400.00 – 1500.00	-	1500.00 – 1600.00
Puttalam	360.00 – 500.00	600.00 – 750.00	640.00 – 720.00	900.00 – 1100.00	2150.00 – 2300.00	1100.00 – 1200.00
Matara	280.00 – 320.00	650.00 – 700.00	900.00 – 1000.00	1400.00 – 1500.00	-	-
Hambantota	400.00 – 450.00	-	600.00 – 650.00	1000.00 – 1100.00	-	-
Galle	-	-	800.00 – 900.00	1000.00 – 1300.00	1800.00 – 2000.00	-
Batticaloa	400.00 – 450.00	600.00 – 700.00	600.00 – 700.00	1200.00 – 1400.00	1400.00 – 1500.00	1200.00 – 1300.00
Trincomalee	460.00 – 490.00	860.00 – 900.00	1160.00 – 1200.00	1800.00 – 1860.00	2050.00 – 2100.00	1640.00 – 1700.00
Mannar	220.00 – 240.00	650.00 – 680.00	750.00 – 850.00	-	-	1100.00 – 1200.00

Locations	Sea Fish				Eggs	
	Mora	Shrimps	Thalapath	Teppeli	Brown	White
Colombo	900.00 – 1000.00	1800.00 – 2150.00	1700.00 – 2100.00	-	47.00 – 49.00	44.00 – 47.00
Kandy	1300.00 – 1350.00	1850.00 – 1950.00	2000.00 – 2100.00	-	46.00 – 47.00	44.00 – 45.00
Kaluthara	-	-	1800.00 – 1900.00	-	-	-
Puttalam	1450.00 – 1650.00	1100.00 – 1600.00	2000.00 – 2200.00	-	46.00 – 48.00	44.00 – 45.00
Matara	900.00 – 1000.00	1500.00 – 1600.00	1400.00 – 1550.00	-	-	38.00 – 41.00
Hambantota	-	-	-	-	-	43.00 – 45.00
Galle	-	-	-	-	44.00 – 45.00	43.00 – 45.00
Batticaloa	1000.00 – 1100.00	1200.00 – 1300.00	1400.00 – 1500.00	-	48.00 – 48.00	47.00 – 48.00
Trincomalee	1750.00 – 1800.00	1040.00 – 1080.00	-	-	50.00 – 52.00	50.00 – 52.00
Mannar	1700.00 – 1800.00	1050.00 – 1100.00	-	-	49.00 – 50.00	47.00 – 48.00

Table 10: Selected Markets: Wholesale Price of Dried Fish (Rs/50kg)

Week 19: 03 - 09 May 2024

Locations	Local Dried Fish					
	Sprats	Kattawa	Thora	Mora	Balaya	Anguluwa
Colombo	58000 – 67500	-	-	85000 – 92500	39000 – 42500	-
Kandy	60000 – 62500	-	-	90000 – 92500	40000 – 42500	-
Batticaloa	40000 – 45000	90000 – 95000	-	92500 – 100000	60000 – 65000	37500 – 42500
Trincomalee	52500 – 53000	-	-	-	49800 – 51000	42500 – 44000
Mannar	52500 – 54000	82500 – 87500	-	67500 – 70000	50000 – 55000	30000 – 35000

Locations	Local Dried Fish			Imported Dried Fish		
	Maduwa	Koduwa	Salaya	Sprats	Kattawa	Thora
Colombo	62500 – 70000	-	18000 – 22500	37500 – 45000	62500 – 67500	-
Kandy	65000 – 67500	-	22500 – 25000	40000 – 42500	67500 – 70000	-
Batticaloa	50000 – 55000	-	30000 – 35000	50000 – 55000	-	-
Trincomalee	41000 – 42000	-	36800 – 37500	47500 – 48000	98000 – 98500	-
Mannar	50000 – 55000	-	32500 – 35000	52500 – 55000	-	-

Locations	Imported Dried Fish					
	Mora	Balaya	Anguluwa	Maduwa	Koduwa	Salaya
Colombo	-	-	65000 – 72500	-	-	-
Kandy	-	-	-	-	-	-
Batticaloa	-	-	-	-	-	-
Trincomalee	-	-	-	-	-	-
Mannar	-	-	-	-	-	-

Table 12: Selected Markets: Retail Price of Dried Fish (Rs/kg)

Week 19: 03 - 09 May 2024

LOCATIONS	Dried Fish													
	Sprats-Imported		Kattawa		Thora		Mora		Balaya		Anguluwa		Salaya	
Colombo	1100.00	1300.00	1800.00	2400.00	-	-	2000.00	2500.00	1400.00	1600.00	2000.00	2400.00	1000.00	1200.00
Gampaha	-	-	-	-	-	-	-	-	-	-	-	-	-	-
Kurunegala	1100.00	1300.00	2000.00	2100.00	3000.00	3100.00	2000.00	2200.00	1200.00	1200.00	1600.00	1600.00	800.00	1000.00
Nikaweratiya	1100.00	1400.00	-	-	-	-	1800.00	2200.00	1000.00	1400.00	1800.00	2400.00	800.00	1000.00
Dambulla	1000.00	1000.00	2200.00	2400.00	-	-	2200.00	2300.00	1200.00	1300.00	1800.00	1900.00	-	-
Anuradhapura	1000.00	1200.00	2000.00	2400.00	-	-	2200.00	2400.00	1000.00	1600.00	2000.00	2400.00	800.00	1000.00
Thambuththegama	1000.00	1200.00	1800.00	1800.00	-	-	-	-	1100.00	1250.00	1600.00	1800.00	700.00	800.00
Polonnaruwa	1000.00	1250.00	1800.00	1800.00	-	-	2100.00	2200.00	1100.00	1200.00	1200.00	1300.00	-	-
Kaluthara	1150.00	1200.00	2000.00	2200.00	-	-	2000.00	2200.00	1300.00	1400.00	1900.00	2000.00	-	-
Badulla	1000.00	1200.00	2000.00	2200.00	-	-	2000.00	2200.00	1000.00	1200.00	2000.00	2000.00	-	-
Keppetipola	1240.00	1280.00	2340.00	2360.00	-	-	2320.00	2350.00	1300.00	1350.00	2100.00	2150.00	880.00	900.00
Moneragala	1000.00	1200.00	2000.00	2100.00	-	-	2000.00	2200.00	1200.00	1300.00	1900.00	2000.00	800.00	900.00
Kegalle	1150.00	1250.00	2000.00	2200.00	-	-	2000.00	2100.00	1200.00	1300.00	-	-	-	-
Ampara	1000.00	1000.00	2200.00	2200.00	-	-	2000.00	2200.00	1040.00	1500.00	-	-	-	-
Dehiattakandiya	1000.00	1200.00	2000.00	2200.00	-	-	2000.00	2000.00	1200.00	1600.00	1200.00	1200.00	-	-
Nuwaraeliya	1260.00	1280.00	2350.00	2380.00	-	-	2250.00	2280.00	1300.00	1400.00	2150.00	2280.00	960.00	980.00
Kandy	1000.00	1300.00	2000.00	2200.00	-	-	2200.00	2300.00	1300.00	1500.00	2000.00	2100.00	800.00	900.00
Puttalam	1000.00	1100.00	2000.00	2450.00	2650.00	2800.00	2200.00	2600.00	1000.00	1200.00	1100.00	1800.00	700.00	900.00
Hambantota	1150.00	1200.00	1900.00	2100.00	-	-	-	-	1100.00	1300.00	2000.00	2100.00	-	-
Rathnapura	1000.00	1120.00	2000.00	2200.00	-	-	2000.00	2120.00	1120.00	1200.00	2000.00	2100.00	720.00	720.00
Matara	1000.00	1200.00	1900.00	2200.00	-	-	1900.00	2000.00	1300.00	1500.00	1800.00	2000.00	-	-
Galle	1400.00	1500.00	2000.00	2400.00	-	-	2000.00	2400.00	1400.00	1600.00	1800.00	2000.00	-	-
Tissamaharama	1000.00	1150.00	-	-	-	-	2000.00	2200.00	1000.00	1300.00	1600.00	1850.00	1100.00	1150.00
Meegoda	1000.00	1200.00	1800.00	2200.00	-	-	1800.00	2200.00	1200.00	1400.00	1800.00	2400.00	-	-
Embilipitiya	1200.00	1350.00	2000.00	2200.00	-	-	2000.00	2300.00	1400.00	1600.00	2000.00	2400.00	700.00	1000.00
Jaffna	1000.00	1100.00	1800.00	2000.00	3100.00	3250.00	2150.00	2300.00	1280.00	1350.00	1200.00	1300.00	-	-
Vavuniya	-	-	-	-	-	-	2000.00	2150.00	1000.00	1200.00	800.00	900.00	800.00	900.00
Mannar	1100.00	1150.00	1800.00	2000.00	-	-	1500.00	1600.00	1200.00	1300.00	750.00	850.00	800.00	900.00
Killinochchi	1000.00	1100.00	2450.00	2500.00	-	-	1900.00	2000.00	1500.00	1600.00	900.00	1000.00	800.00	900.00
Mullaittivu	-	-	-	-	-	-	-	-	-	-	-	-	-	-
Batticaloa	1000.00	1100.00	2000.00	2100.00	-	-	2100.00	2200.00	1400.00	1500.00	950.00	1000.00	800.00	900.00
Trincomalee	1420.00	1460.00	2340.00	2360.00	-	-	-	-	1180.00	1250.00	1150.00	1180.00	820.00	850.00
Veyangoda	1000.00	1120.00	1800.00	2000.00	-	-	2000.00	2200.00	1000.00	1400.00	2000.00	2000.00	800.00	1120.00
Galenbindunuwewa	1100.00	1200.00	2200.00	2400.00	-	-	2200.00	2400.00	1200.00	1500.00	2000.00	2400.00	800.00	1000.00
Bandarawela	-	-	-	-	-	-	-	-	-	-	-	-	-	-
Matale	1000.00	1200.00	2200.00	2300.00	-	-	2300.00	2400.00	1200.00	1300.00	2200.00	2300.00	700.00	700.00

Table 13: Selected Markets: Retail Price of Meat (Rs/kg)

Week 19: 03 - 09 May 2024

LOCATIONS	Meat		Meat (Chicken)		Meat					
	Beef		Broiler	Curry	Mutton	Pork				
Colombo	2400.00	- 2500.00	1150.00	- 1250.00	1100.00	- 1300.00	3200.00	- 3400.00	1300.00	- 1300.00
Gampaha	-		-		-		-		-	
Kurunegala	2000.00	- 2100.00	1150.00	- 1250.00	-		3000.00	- 3200.00	1350.00	- 1400.00
Nikaweratiya	2200.00	- 2200.00	1150.00	- 1250.00	-		-		-	
Dambulla	-		1200.00	- 1250.00	-		-		1400.00	- 1500.00
Anuradhapura	2200.00	- 2200.00	1150.00	- 1250.00	1300.00	- 1400.00	3500.00	- 3600.00	1250.00	- 1500.00
Thambuththegama	2000.00	- 2300.00	1120.00	- 1180.00	-		-		1450.00	- 1500.00
Polonnaruwa	1800.00	- 1800.00	1150.00	- 1200.00	1300.00	- 1350.00	3000.00	- 3000.00	1800.00	- 1800.00
Kaluthara	2300.00	- 2400.00	1240.00	- 1280.00	-		-		1300.00	- 1400.00
Badulla	2100.00	- 2100.00	1180.00	- 1400.00	1600.00	- 1650.00	2900.00	- 2900.00	1600.00	- 1600.00
Keppetipola	2100.00	- 2200.00	1200.00	- 1250.00	1340.00	- 1350.00	3000.00	- 3100.00	-	
Moneragala	-		1250.00	- 1350.00	1550.00	- 1650.00	3200.00	- 3400.00	1500.00	- 1600.00
Kegalle	2200.00	- 2200.00	1100.00	- 1290.00	-		3000.00	- 3000.00	1500.00	- 1750.00
Ampara	2200.00	- 2200.00	1000.00	- 1000.00	1200.00	- 1200.00	-		1600.00	- 1600.00
Dehiattakandiya	-		1180.00	- 1200.00	-		-		1340.00	- 1500.00
Nuwaraeliya	2200.00	- 2300.00	1200.00	- 1260.00	1340.00	- 1360.00	3200.00	- 3300.00	1450.00	- 1500.00
Kandy	2200.00	- 2200.00	1150.00	- 1160.00	1250.00	- 1300.00	3100.00	- 3200.00	1400.00	- 1450.00
Puttalam	2200.00	- 2300.00	1150.00	- 1280.00	-		3200.00	- 3200.00	-	
Hambantota	-		1350.00	- 1380.00	-		-		-	
Rathnapura	2400.00	- 2400.00	1120.00	- 1300.00	1300.00	- 1300.00	3200.00	- 3200.00	1300.00	- 1300.00
Matara	-		1260.00	- 1280.00	-		-		-	
Galle	2400.00	- 2400.00	1250.00	- 1300.00	1550.00	- 1550.00	3200.00	- 3300.00	-	
Tissamaharama	-		1150.00	- 1300.00	-		-		1600.00	- 1650.00
Meegoda	-		1180.00	- 1250.00	1350.00	- 1400.00	-		1250.00	- 1250.00
Embilipitiya	2150.00	- 2200.00	1050.00	- 1150.00	1300.00	- 1350.00	2900.00	- 3000.00	1450.00	- 1600.00
Jaffna	2000.00	- 2100.00	1450.00	- 1500.00	1500.00	- 1550.00	3450.00	- 3600.00	-	
Vavuniya	2000.00	- 2200.00	1350.00	- 1450.00	1500.00	- 1650.00	3000.00	- 3300.00	-	
Mannar	2000.00	- 2200.00	1440.00	- 1500.00	1700.00	- 1800.00	-		-	
Killinochchi	2000.00	- 2050.00	1400.00	- 1450.00	1800.00	- 1850.00	3300.00	- 3400.00	-	
Mullaittivu	-		-		-		-		-	
Batticaloa	1950.00	- 2000.00	1220.00	- 1250.00	1500.00	- 1600.00	3300.00	- 3350.00	-	
Trincomalee	2050.00	- 2100.00	1320.00	- 1350.00	1760.00	- 1800.00	3500.00	- 3550.00	-	
Veyangoda	2200.00	- 2200.00	1100.00	- 1100.00	1150.00	- 1150.00	3200.00	- 3200.00	1500.00	- 1500.00
Galenbindunuwewa	2000.00	- 2200.00	1100.00	- 1120.00	-		-		1500.00	- 1500.00
Bandarawela	-		-		-		-		-	
Matale	2000.00	- 2200.00	1230.00	- 1250.00	1400.00	- 1500.00	2900.00	- 3000.00	1400.00	- 1600.00

Table 14: Colombo: Wholesale Prices (Rs/kg or Rs/piece)

Week 19: 03 - 09 May 2024

COMMODITY	Range	Average Price			Change Compared to		COMMODITY	Range	Average Price			Change Compared to	
		This Week	Last Week	Last Year	Last Week (%)	Last Year (%)			This Week	Last Week	Last Year	Last Week (%)	Last Year (%)
Rice													
Local													
Samba 1	235.00 - 240.00	237.10	237.60	209.89	-0.21	12.96	Large	95.00 - 100.00	97.56	95.90	108.00	1.73	-9.67
Samba 2	228.00 - 230.00	229.50	229.50	203.00	0.00	13.05	Small	80.00 - 90.00	86.67	82.50	87.50	5.05	-0.95
Keeri Samba	305.00 - 320.00	312.78	315.00	262.78	-0.71	19.03	Fruits (Rs/fruit)						
Nadu 1	205.00 - 215.00	209.00	208.91	183.50	0.04	13.90	Plantain						
Nadu 2	200.00 - 203.00	200.86	200.00	178.50	0.43	12.53	Ambul (Rs/kg)	100.00 - 130.00	112.73	130.00	126.15	-13.29	-10.64
Raw (Red)	180.00 - 190.00	184.00	184.00	151.00	0.00	21.85	Kolikuttu (Rs/kg)	270.00 - 350.00	307.69	371.67	369.23	-17.21	-16.67
Raw (White)	195.00 - 210.00	202.50	200.00	166.80	1.25	21.40	Seeni (Rs/kg)	100.00 - 130.00	112.73	116.67	120.77	-3.38	-6.66
Imported													
Samba	255.00 - 270.00	261.88	246.88	208.00	6.08	25.90	Anamalu	22.00 - 30.00	26.00	27.33	29.69	-4.88	-12.44
Nadu							Ambun	27.00 - 35.00	31.00	33.17	31.85	-6.53	-2.66
Raw (Red)							Papaw(Rs/kg)	50.00 - 120.00	79.29	93.85	110.71	-15.52	-28.39
Raw (White)				176.40			Passion Fruit	50.00 - 60.00	56.67	63.00	24.00	-10.05	136.11
Dried Chillies													
Imported	700.00 - 750.00	724.00	673.33	1098.00	7.52	-34.06	Pineapple Large	1050.00 - 1150.00	1092.86	1233.33	497.27	-11.39	119.77
Onion													
Sinnan	220.00 - 250.00	233.75	260.00		-10.10		Pineapple Medium	780.00 - 850.00	820.00	916.67	392.50	-10.55	108.92
Vedalan	300.00 - 320.00	310.00	342.22		-9.42		Pineapple Small	620.00 - 680.00	651.43	730.00	294.55	-10.76	121.16
Imported	260.00 - 300.00	285.00	303.00	327.50	-5.94	-12.98	Mango						
Big Onion													
Imported	120.00 - 480.00	273.00	472.00	93.50	-42.16	191.98	Betti	25.00 - 30.00	26.89	30.36	41.78	-11.44	-35.64
Local													
Potato													
Welimada	170.00 - 180.00	173.75	190.00	235.00	-8.55	-26.06	Karthakolomban	60.00 - 90.00	71.82	63.00	100.00	14.00	-28.18
N'Eliya	200.00 - 210.00	203.75	225.71	255.00	-9.73	-20.10	Vilad	40.00 - 60.00	50.56	58.00		-12.84	
Imported	140.00 - 160.00	150.00	151.67	167.00	-1.10	-10.18	Kohu	18.00 - 22.00	19.33	21.40		-9.66	
Pulses													
Green Gram	1100.00 - 1250.00	1175.00	1203.33	1443.00	-2.35	-18.57	Other						
Cowpea (White)				638.89			Wood Apple	120.00 - 140.00	130.00	126.67	53.08	2.63	144.90
Cowpea (Red)	700.00 - 750.00	722.22	676.67	654.44	6.73	10.36	Orange	50.00 - 80.00	65.91	56.82	63.00	16.00	4.62
Red Dhal	280.00 - 285.00	281.88	281.67	333.00	0.07	-15.35	Avocado	70.00 - 100.00	80.00	100.00	94.29	-20.00	-15.15
Vegetable													
Beans (Butter)							Siime Apple	18.00 - 27.00	21.70	30.10	23.83	-27.91	-8.95
Beans(Green)	200.00 - 300.00	250.00	163.00	376.00	53.37	-33.51	Grapes (Imp., Rs/kg)	1700.00 - 1800.00	1756.67	1800.00	1800.00	-2.41	-2.41
Carrot	120.00 - 130.00	127.00	121.00	118.00	4.96	7.63	King Coconut	150.00 - 180.00	167.50	162.22	101.82	3.25	64.51
Leeks	150.00 - 200.00	174.00	128.00	166.00	35.94	4.82	Sea Fish						
Beetroot	120.00 - 280.00	199.23	156.15	220.00	27.59	-9.44	Salaya	250.00 - 400.00	331.00	358.33	526.00	-7.63	-37.07
Knolkhol	80.00 - 100.00	88.00	79.00	121.82	11.39	-27.76	Hurulla	600.00 - 700.00	645.00	642.50	1026.00	0.39	-37.13
Raddish	70.00 - 80.00	74.00	59.00	112.00	25.42	-33.93	Balaya	750.00 - 900.00	816.00	730.83	1098.00	11.65	-25.68
Cabbage	60.00 - 100.00	80.00	77.00	132.00	3.90	-39.39	Kelawalla	1000.00 - 1400.00	1231.00	977.50	1380.00	25.93	-10.80
Tomato	60.00 - 80.00	72.00	47.00	240.00	53.19	-70.00	Thora	1900.00 - 2400.00	2120.00	2104.17	1790.00	0.75	18.44
Ladies Fingers	120.00 - 130.00	124.00	139.00	137.00	-10.79	-9.49	Paraw	1200.00 - 1350.00	1296.67	1222.50	1256.00	6.07	3.24
Brinjal	180.00 - 200.00	188.00	108.00	159.00	74.07	18.24	Mora	900.00 - 1000.00	967.78	1090.83	1133.33	-11.28	-14.61
Capsicum	150.00 - 160.00	154.00	188.00	286.00	-18.09	-46.15	Shrimps	1800.00 - 2150.00	1985.00	1975.00	1548.00	0.51	28.23
Pumpkin	40.00 - 60.00	52.00	74.00	66.00	-29.73	-21.21	Thalapath	1700.00 - 2100.00	1820.00	1691.67	1890.00	7.59	-3.70
Cucumber	130.00 - 150.00	140.00	135.00	112.00	3.70	25.00	Eggs						
Bitter Gourd	180.00 - 200.00	188.00	182.00	278.00	3.30	-32.37	Brown	47.00 - 49.00	48.25	48.50		-0.52	
Snake Gourd	200.00 - 220.00	208.00	176.00	218.00	18.18	-4.59	White	44.00 - 47.00	45.75	45.86	50.50	-0.23	-9.41
Drumstick	150.00 - 500.00	340.77	343.75	369.23	-0.87	-7.71	Dried Fish						
Luffa	180.00 - 220.00	198.00	182.00	202.00	8.79	-1.98	Sprats	1160.00 - 1350.00	1271.00	1170.00	1294.00	8.63	-1.78
Long Beans	80.00 - 150.00	111.00	64.00	213.00	73.44	-47.89	Sprats (Imported)	750.00 - 900.00	820.00	805.83	835.00	1.76	-1.80
Ash Plantain	80.00 - 120.00	98.00	124.00	151.00	-20.97	-35.10	Kattawa	-	-	-	-	-	-
Green Chillies	80.00 - 150.00	105.00	81.00	202.00	29.63	-48.02	Kattawa (Imported)	1250.00 - 1350.00	1299.00	1282.00	1566.00	1.33	-17.05
Lime	900.00 - 1200.00	1040.00	895.00	298.00	16.20	248.99	Thora	-	-	-	-	-	-
Root Crops													
Sweet Potato	140.00 - 180.00	153.00	174.44	106.00	-12.29	44.34	Thora (Imported)	-	-	-	-	-	-
Manioc	80.00 - 120.00	98.00	108.00	153.00	-9.26	-35.95	Mora	1700.00 - 1850.00	1769.00	1798.33	1696.00	-1.63	4.30
Leafy Vegetable													
Mukunuwenna	25.00 - 30.00	26.67	26.67	60.00	0.00	-55.56	Mora (Imported)	-	-	-	-	-	-
Kankun	25.00 - 30.00	26.67	26.67	60.00	0.00	-55.56	Balaya	780.00 - 850.00	813.00	812.50	1050.00	0.06	-22.57
Gotukola (Rs/kg)	150.00 - 160.00	153.33	243.33	300.00	-36.99	-48.89	Balaya (Imported)	-	-	-	-	-	-
							Anguluwa	-	-	-	-	-	-
							Anguluwa (Imported)	1300.00 - 1450.00	1378.57	1378.00	1602.50	0.04	-13.97
							Maduwa	1250.00 - 1400.00	1317.00	1365.00	1330.00	-3.52	-0.98
							Maduwa (Imported)	-	-	-	-	-	-
							Koduwa	-	-	-	-	-	-
							Koduwa (Imported)	-	-	-	-	-	-
							Salaya	360.00 - 450.00	400.00	381.67	768.00	4.80	-47.92
							Salaya (Imported)	-	-	-	-	-	-

This Week: Week 19: 03 - 09 May 2024
Last Week: Week 18: 26 April - 02 May 2024

Table 15: Colombo &Suburbs: Retail Prices (Rs/kg or Rs/piece)
Week 19: 03 - 09 May 2024

COMMODITY	Range	Average Price			Change Compared to		COMMODITY	Range	Average Price			Change Compared to						
		This Week	Last Week	Last Year	Last Week (%)	Last Year (%)			This Week	Last Week	Last Year	Last Week (%)	Last Year (%)					
<u>Rice</u>							<u>Coconut</u>											
Local							Large						100.00 · 120.00 112.41 111.00 117.27 1.41 -4.14					
Samba 1	230.00 · 270.00	252.65	253.33	230.61	-0.69	9.56	Small						85.00 · 100.00 91.38 90.37 94.47 1.01 -3.28					
Samba 2	-	-	-	220.32	-	-	Fruits (Rs/fruit)											
Keeri Samba	350.00 · 380.00	365.00	366.52	274.26	-1.52	33.08	Plantain											
Nadu 1	220.00 · 230.00	224.29	224.35	216.56	-0.06	3.57	Ambul (Rs/kg)						120.00 · 260.00 206.00 220.00 223.23 -14.00 -7.72					
Nadu 2	-	-	-	204.33	-	-	Kolikuttu (Rs/kg)						350.00 · 550.00 455.00 516.67 496.36 -61.67 -8.33					
Raw (Red)	190.00 · 220.00	200.00	199.57	176.47	0.43	13.33	Seeni (Rs/kg)						120.00 · 260.00 207.37 219.05 211.29 -11.68 -1.86					
Raw (White)	210.00 · 220.00	216.36	215.22	193.43	1.15	11.86	Anamalu						28.00 · 38.00 31.85 31.45 32.32 0.40 -1.47					
Imported							Ambun						35.00 · 48.00 40.75 40.57 37.97 0.18 7.33					
Samba	260.00 · 290.00	278.64	277.39	226.03	1.25	23.27	Papaw(Rs/kg)						120.00 · 250.00 200.59 206.82 215.00 -6.23 -6.70					
Nadu	-	-	-	203.28	-	-	Passion Fruit						60.00 · 100.00 83.93 93.64 47.30 -9.71 77.44					
Raw (Red)	-	-	-	-	-	-	Pineapple Large						1100.00 · 1300.00 1190.91 1272.22 535.45 -81.31 122.41					
Raw (White)	-	-	-	199.84	-	-	Pineapple Medium						800.00 · 1000.00 900.00 1086.67 444.12 -186.67 102.65					
<u>Dried Chillies</u>							Pineapple Small						650.00 · 700.00 680.00 851.58 338.33 -171.58 100.99					
Imported	800.00 · 1200.00	1040.91	1023.91	1361.52	17.00	-23.55	Mango											
<u>Onion</u>							Betti						-					
Sinnan	-	-	-	-	-	-	Karthakolomban						100.00 · 150.00 127.65 115.29 165.71 12.35 -22.97					
Vedalan	400.00 · 480.00	429.09	434.00	-	-4.91	-	Vilad						60.00 · 100.00 75.77 80.00 86.67 -4.23 -12.57					
Imported	300.00 · 400.00	377.27	397.89	443.55	-20.62	-14.94	Kohu						28.00 · 30.00 30.00					
<u>Big Onion</u>							Other											
Imported	200.00 · 600.00	377.78	620.34	124.86	-242.57	202.57	Wood Apple						160.00 · 210.00 186.36 185.38 131.54 0.98 41.68					
Local							Orange						80.00 · 160.00 120.63 92.22 103.57 28.40 16.47					
<u>Potato</u>							Avocado						100.00 · 180.00 150.00 164.58 121.11 -14.58 23.85					
Welimada	-	-	-	-	-	-	Slime Apple						40.00 · 150.00 76.43 77.27 94.64 -0.84 -19.25					
N'Eliya	320.00 · 400.00	362.50	370.00	367.65	-7.50	-1.40	Grapes (Imp., Rs/kg)						2000.00 · 2800.00 2316.67 2393.33 2400.00 -76.67 -3.47					
Imported	180.00 · 220.00	201.82	202.61	203.24	-0.79	-0.70	King Coconut						200.00 · 260.00 232.94 217.65 144.74 15.29 60.94					
<u>Pulses</u>							Sea Fish											
Green Gram	1350.00 · 1600.00	1438.64	1443.48	1581.43	-4.84	-9.03	Salaya						350.00 · 700.00 555.26 630.56 760.00 -75.29 -26.94					
Cowpea (White)	800.00 · 1200.00	1072.73	1067.39	1000.00	5.34	7.27	Hurulla						700.00 · 1000.00 922.50 868.13 1130.00 54.38 -18.36					
Cowpea (Red)	800.00 · 1200.00	1072.73	1063.64	986.67	9.09	8.72	Balaya						900.00 · 1800.00 1231.43 983.33 1604.44 248.10 -23.25					
Red Dhal	300.00 · 360.00	330.91	330.43	359.71	0.47	-8.01	Kelawalla						1500.00 · 2600.00 2113.33 2041.67 2289.09 71.67 -7.68					
<u>Vegetable</u>							Thora						2200.00 · 3800.00 3356.25 3270.00 2946.00 86.25 13.93					
Beans (Butter)	-	-	-	-	-	-	Paraw						1400.00 · 2400.00 2115.33 2055.33 2257.50 60.00 -6.30					
Beans(Green)	240.00 · 460.00	355.81	285.83	454.07	69.97	-21.64	Mora						-					
Carrot	150.00 · 360.00	240.37	263.33	252.31	-22.96	-4.73	Shrimps						2300.00 · 2600.00 2394.12 2375.00 1802.61 19.12 32.81					
Leeks	180.00 · 400.00	315.86	261.15	306.54	54.71	3.04	Thalalpath						1900.00 · 3000.00 2678.95 2543.75 2823.33 135.20 -5.11					
Beetroot	180.00 · 460.00	357.59	304.29	392.86	53.30	-8.98	Eggs											
Knolkhol	200.00 · 340.00	282.07	250.80	312.61	31.27	-9.77	Brown						50.00 · 54.00 50.58 50.83 -0.25					
Raddish	120.00 · 260.00	220.34	191.43	232.00	28.92	-5.02	White						47.00 · 50.00 48.29 48.00 51.91 0.29 -6.96					
Cabbage	140.00 · 320.00	235.56	231.15	268.08	4.40	-12.13	Dried Fish											
Tomato	80.00 · 320.00	190.36	167.14	393.08	23.21	-51.57	Sprats						1800.00 · 2200.00 1921.74 1872.73 1763.64 49.01 8.96					
Ladies Fingers	200.00 · 360.00	260.67	248.15	260.91	12.52	-0.09	Sprats (Imported)						1100.00 · 1300.00 1207.69 1184.62 1221.74 23.08 -1.15					
Brinjal	220.00 · 360.00	295.36	246.79	293.60	48.57	0.60	Kattawa						1800.00 · 2400.00 2168.00 2152.00 2481.48 16.00 -12.63					
Capsicum	180.00 · 460.00	347.78	409.26	501.74	-61.48	-30.69	Thora						-					
Pumpkin	100.00 · 240.00	182.86	190.71	134.40	-7.86	36.05	Mora						2000.00 · 2500.00 2282.61 2204.00 2341.67 78.61 -2.52					
Cucumber	160.00 · 340.00	265.93	262.50	185.71	3.43	43.19	Balaya						1400.00 · 1600.00 1517.65 1512.50 1514.29 5.15 0.22					
Bitter Gourd	240.00 · 440.00	337.78	331.43	426.00	6.35	-20.71	Anguluwa						2000.00 · 2400.00 2200.00 2300.00 2470.00 -100.00 -10.93					
Snake Gourd	220.00 · 400.00	327.59	324.00	338.46	3.59	-3.21	Maduwa						-					
Drumstick	360.00 · 800.00	600.71	606.54	692.86	-5.82	-13.30	Koduwa						-					
Luffa	200.00 · 480.00	359.63	332.96	376.00	26.67	-4.35	Salaya						1000.00 · 1200.00 1106.25 1086.67 1183.33 19.58 -6.51					
Long Beans	160.00 · 400.00	296.40	203.10	341.67	93.30	-13.25	Meat											
Ash Plantain	180.00 · 360.00	264.14	243.60	270.00	20.54	-2.17	Beef (without Bones)						2400.00 · 2500.00 2433.33 2425.00 2333.33 8.33 4.29					
Green Chillies	150.00 · 600.00	344.83	264.17	488.15	80.66	-29.36	Chicken (Broiler)						1150.00 · 1250.00 1198.89 1255.56 1377.50 -56.67 -12.97					
Lime	1300.00 · 2000.00	1662.07	1418.52	517.50	243.55	221.17	Chicken (Curry)						1100.00 · 1300.00 1200.00 1177.78 1395.00 22.22 -13.98					
<u>Root Crops</u>							Mutton						3200.00 · 3400.00 3285.71 3342.86 3044.44 -57.14 7.92					
Sweet Potato	160.00 · 420.00	313.93	324.07	204.17	-10.15	53.76	Pork						1300.00 · 1300.00 1300.00 1300.00 1710.00 0.00 -23.98					
Manioc	160.00 · 260.00	214.14	216.00	209.05	-1.86	2.44												
<u>Leafy Vegetable</u>																		
Mukunuwenna	40.00 · 80.00	67.59	69.64	76.47	-2.06	-11.62												
Kankun	40.00 · 80.00	67.24	70.00	76.47	-2.76	-12.07												
Gotukola	90.00 · 100.00	98.85	98.21	112.63	0.63	-12.24												

This Week: Week 19: 03 - 09 May 2024
Last Week: Week 18: 26 April - 02 May 2024

Table 16: Farmgate/Producer Prices of Food Commodities in Selected Producing Areas (Rs/kg)

Week 19: 03 - 09 May 2024

COMMODITY	Range	Average Price	COMMODITY	Range	Average Price	COMMODITY	Range	Average Price
<u>Paddy</u>			<u>Vegetable (Up Country)</u>			<u>Snake Gourd</u>		
Short Grain			Beans			Dambulla	135.00 - 145.00	140.00
A'pura	125.00 - 128.00	126.20	Dambulla	182.50 - 230.00	208.50	Hambantota	80.00 - 110.00	94.00
P'naruwa	129.00 - 132.00	130.17	Welimada	150.00 - 180.00	164.00	Embilipitiya	100.00 - 130.00	116.00
Kalawewa	125.00 - 128.00	126.40	Badulla	60.00 - 70.00	62.50	Matara	-	
Kurunegala	125.00 - 128.00	126.50	Carrot			A'pura	140.00 - 160.00	148.00
Dehiattakandiya	129.00 - 130.00	129.33	N'Eliya	100.00 - 110.00	104.00	Luffa		
Nikaweratiya	126.00 - 130.00	128.00	Welimada	55.00 - 65.00	60.00	Dambulla	190.00 - 210.00	200.00
Ampara	125.00 - 128.00	126.33	Hanguranketha	88.00 - 100.00	92.20	Hambantota	80.00 - 100.00	87.50
Long Grain (White)			Leeks			Embilipitiya	160.00 - 180.00	170.00
A'pura	115.00 - 118.00	116.20	N'Eliya	150.00 - 160.00	154.00	Matara	-	
P'naruwa	118.00 - 120.00	118.67	Welimada	150.00 - 170.00	160.00	A'pura	140.00 - 160.00	148.00
Kalawewa	115.00 - 118.00	116.20	Beetroot			Green Chillies		
Kurunegala	116.00 - 118.00	117.00	N'Eliya	110.00 - 120.00	116.00	Dambulla	57.00 - 67.00	61.60
Dehiattakandiya	112.00 - 117.00	114.33	Dambulla	145.00 - 157.50	151.67	Hambantota	-	
Embilipitiya	-		Kurunegala	-		Embilipitiya	150.00 - 180.00	168.00
Nikaweratiya	118.00 - 122.00	119.83	Welimada	135.00 - 145.00	141.00	Puttalam	40.00 - 110.00	71.67
Hambantota	-		Hanguranketha	100.00 - 115.00	107.40	A'pura	100.00 - 120.00	108.00
Ampara	110.00 - 112.00	110.67	Knol Khol			Pumpkin		
Long Grain (Red)			N'Eliya	70.00 - 80.00	74.00	Dambulla	38.00 - 45.00	41.00
Matara	100.00 - 105.00	103.25	Welimada	60.00 - 75.00	68.00	Hambantota	70.00 - 90.00	82.00
Hambantota	102.00 - 107.00		Hanguranketha	60.00 - 85.00	74.60	Embilipitiya	60.00 - 80.00	70.00
Embilipitiya	100.00 - 104.00	102.25	Raddish			Matara	-	
Keeri Samba			N'Eliya	35.00 - 45.00	39.00	A'pura	40.00 - 50.00	44.00
A'pura	145.00 - 155.00	149.00	Welimada	15.00 - 18.00	15.80	Moneragala	40.00 - 50.00	44.00
P'naruwa	153.00 - 156.00	154.00	Hambantota	40.00 - 50.00	42.50	Cucumber		
Kalawewa	145.00 - 155.00	149.00	Hanguranketha	20.00 - 30.00	25.00	A'pura	100.00 - 120.00	108.00
Kurunegala	145.00 - 150.00	147.50	Cabbage			Dambulla	100.00 - 115.00	108.00
Dehiattakandiya	152.00 - 155.00	153.33	N'Eliya	70.00 - 80.00	76.00	Hambantota	-	
Red Onion			Welimada	40.00 - 50.00	44.00	Matara	80.00 - 95.00	87.50
Puttalam	150.00 - 220.00	190.00	Badulla	-		Long Beans		
Jaffna	220.00 - 260.00	242.00	Hanguranketha	40.00 - 50.00	45.80	Dambulla	95.00 - 115.00	106.00
Big Onion			Tomato			Hambantota	60.00 - 70.00	62.50
Dambulla	-		Welimada	8.00 - 10.00	9.00	Embilipitiya	170.00 - 200.00	185.00
Kalawewa	-		Hambantota	-		Matara	90.00 - 110.00	102.50
A'pura	-		Dambulla	48.00 - 57.00	53.80	A'pura	100.00 - 120.00	108.00
Potato			Hanguranketha	15.00 - 25.00	21.20	Ash Plantain		
N'Eliya	180.00 - 190.00	184.00	Vegetable (Low Country)			Hambantota	-	
Badulla	-		Ladies Fingers			Embilipitiya	50.00 - 70.00	58.00
Welimada	170.00 - 180.00	174.00	A'pura	100.00 - 120.00	108.00	Matara	95.00 - 100.00	97.50
Pulses			Dambulla	95.00 - 105.00	100.00	Lime		
Green Gram			Hambantota	60.00 - 90.00	74.00	Hambantota	-	
Hambantota	-		Embilipitiya	120.00 - 140.00	130.00	Embilipitiya	900.00 - 950.00	930.00
Moneragala	900.00 - 1000.00	940.00	Matara	65.00 - 75.00	70.00	Moneragala	1000.00 - 1100.00	1040.00
Embilipitiya	1120.00 - 1150.00	1136.67	Brinjal			Fruits (Rs/kg)		
Nikaweratiya	800.00 - 900.00	837.50	A'pura	110.00 - 130.00	118.00	Banana		
A'pura	850.00 - 900.00	875.00	Dambulla	167.50 - 182.50	175.50	Ambul		
Cowpea			Hambantota	-		Moneragala	50.00 - 60.00	54.00
Hambantota	-		Embilipitiya	140.00 - 160.00	148.00	Embilipitiya	40.00 - 60.00	52.00
Nikaweratiya	650.00 - 700.00	687.50	Matara	70.00 - 80.00	76.25	Hambantota	110.00 - 120.00	115.00
Moneragala	600.00 - 650.00	620.00	Welimada	50.00 - 60.00	55.00	Kolikuttu		
Embilipitiya	650.00 - 700.00	676.67	Capsicum			Moneragala	150.00 - 170.00	158.00
Maize			Badulla	-		Embilipitiya	150.00 - 200.00	178.00
A'pura	145.00 - 150.00	147.50	Welimada	110.00 - 120.00	114.00	Hambantota	-	
Kalawewa	120.00 - 130.00	125.00	Bitter Gourd			Papaw		
Gingelly			A'pura	180.00 - 200.00	188.00	Moneragala	50.00 - 60.00	54.00
A'pura	600.00 - 650.00	625.00	Dambulla	135.00 - 152.50	143.50	Embilipitiya	70.00 - 80.00	76.25
Kalawewa	-		Hambantota	-		Hambantota	120.00 - 130.00	125.00
Black Gram			Embilipitiya	220.00 - 240.00	228.00	Pineapple		
A'pura	650.00 - 700.00	675.00	Matara	130.00 - 150.00	142.50	Divulapitiya	-	
Kalawewa	-							

Annex 01 - Colombo Markets: Retail Prices of Rice and Subsidiary Food Crops (Rs/kg)

Week 19: 03 - 09 May 2024

28

CROP	PELIYAGODA	MAHARAGAMA	KIRULAPONE	NUGEGODA	NARAHENPITA	DEMATAGODA	THOTALANGA	KADAWATHA	KIRIBATHGODA
<u>Rice</u>									
Local									
Samba 1	250.00 - 260.00	230.00 - 270.00	230.00 - 270.00	230.00 - 270.00	250.00 - 270.00	230.00 - 270.00	250.00 - 270.00	230.00 - 260.00	230.00 - 260.00
Samba 2	-	-	-	-	-	-	-	-	-
Keeri Samba	350.00 - 360.00	350.00 - 380.00	360.00 - 380.00	360.00 - 380.00	360.00 - 380.00	375.00 - 380.00	350.00 - 370.00	380.00 - 380.00	370.00 - 380.00
Nadu 1	220.00 - 220.00	220.00 - 230.00	220.00 - 230.00	220.00 - 230.00	220.00 - 230.00	220.00 - 230.00	220.00 - 230.00	220.00 - 230.00	220.00 - 230.00
Nadu 2	-	-	-	-	-	-	-	-	-
Raw (Red)	190.00 - 200.00	190.00 - 200.00	190.00 - 210.00	190.00 - 200.00	190.00 - 200.00	210.00 - 220.00	190.00 - 220.00	200.00 - 210.00	200.00 - 210.00
Raw (White)	210.00 - 220.00	210.00 - 220.00	210.00 - 220.00	210.00 - 220.00	210.00 - 220.00	220.00 - 220.00	210.00 - 220.00	220.00 - 220.00	220.00 - 220.00
Imported									
Samba	260.00 - 290.00	270.00 - 280.00	270.00 - 280.00	270.00 - 280.00	280.00 - 290.00	270.00 - 290.00	270.00 - 280.00	280.00 - 290.00	280.00 - 280.00
Nadu	-	-	-	-	-	-	-	-	-
Raw (Red)	-	-	-	-	-	-	-	-	-
Raw (White)	-	-	-	-	-	-	-	-	-
<u>Dried Chillies</u>									
Imported	800.00 - 800.00	1200.00 - 1200.00	900.00 - 1100.00	1000.00 - 1200.00	1100.00 - 1200.00	1100.00 - 1200.00	900.00 - 1000.00	1000.00 - 1100.00	1100.00 - 1100.00
<u>Red Onion</u>									
Sinnan	-	-	-	-	-	-	-	-	-
Vedalan	400.00 - 400.00	480.00 - 480.00	480.00 - 480.00	480.00 - 480.00	-	-	400.00 - 400.00	400.00 - 400.00	400.00 - 400.00
Imported	320.00 - 400.00	400.00 - 400.00	400.00 - 400.00	300.00 - 320.00	400.00 - 400.00	400.00 - 400.00	360.00 - 400.00	360.00 - 360.00	360.00 - 400.00
<u>Big Onion</u>									
Imported	200.00 - 350.00	200.00 - 450.00	200.00 - 400.00	200.00 - 400.00	300.00 - 400.00	360.00 - 400.00	400.00 - 600.00	360.00 - 600.00	360.00 - 600.00
Local	-	-	-	-	-	-	-	-	-
<u>Potato</u>									
Welimada	-	-	-	-	-	-	-	-	-
N'Eliya	350.00 - 380.00	400.00 - 400.00	320.00 - 360.00	320.00 - 360.00	380.00 - 380.00	380.00 - 380.00	350.00 - 360.00	350.00 - 360.00	360.00 - 380.00
Imported	180.00 - 200.00	200.00 - 220.00	200.00 - 220.00	200.00 - 200.00	200.00 - 220.00	200.00 - 200.00	200.00 - 200.00	200.00 - 200.00	200.00 - 220.00
<u>Pulses</u>									
Green Gram	1350.00 - 1400.00	1400.00 - 1400.00	1400.00 - 1600.00	1500.00 - 1600.00	1400.00 - 1500.00	1400.00 - 1500.00	1400.00 - 1500.00	1400.00 - 1400.00	1400.00 - 1500.00
Cowpea (White)	800.00 - 900.00	1200.00 - 1200.00	800.00 - 1200.00	1000.00 - 1200.00	900.00 - 1100.00	1100.00 - 1200.00	1000.00 - 1100.00	1100.00 - 1200.00	1200.00 - 1200.00
Cowpea (Red)	800.00 - 900.00	1200.00 - 1200.00	800.00 - 1200.00	1000.00 - 1200.00	900.00 - 1100.00	1100.00 - 1200.00	1000.00 - 1100.00	1100.00 - 1200.00	1200.00 - 1200.00
Red Dhal	310.00 - 340.00	340.00 - 360.00	310.00 - 330.00	340.00 - 340.00	310.00 - 360.00	330.00 - 360.00	300.00 - 320.00	320.00 - 330.00	360.00 - 360.00

Annex 02 - Colombo Markets: Retail Prices of Vegetables (Rs/kg) and Coconut (Rs/nut)

Week 19: 03 - 09 May 2024

29

CROP	PELIYAGODA	MAHARAGAMA	KIRULAPONE	NUGEGODA	NARAHENPITA	DEMATAGODA	THOTALANGA	KADAWATHA	KIRIBATHGODA
<i>Vegetable</i>									
Beans	240.00 - 260.00	400.00 - 460.00	400.00 - 400.00	360.00 - 460.00	320.00 - 400.00	360.00 - 460.00	240.00 - 280.00	240.00 - 260.00	300.00 - 320.00
Carrot	160.00 - 200.00	360.00 - 360.00	320.00 - 340.00	240.00 - 260.00	220.00 - 260.00	240.00 - 320.00	150.00 - 200.00	180.00 - 200.00	240.00 - 260.00
Leeks	240.00 - 300.00	360.00 - 400.00	360.00 - 400.00	320.00 - 360.00	300.00 - 340.00	320.00 - 360.00	180.00 - 240.00	260.00 - 320.00	300.00 - 320.00
Beetroot	260.00 - 400.00	400.00 - 400.00	400.00 - 460.00	420.00 - 460.00	400.00 - 460.00	320.00 - 340.00	200.00 - 220.00	180.00 - 200.00	380.00 - 400.00
Knolkhol	200.00 - 250.00	320.00 - 340.00	280.00 - 320.00	320.00 - 340.00	240.00 - 280.00	240.00 - 260.00	250.00 - 270.00	300.00 - 320.00	240.00 - 260.00
Raddish	120.00 - 200.00	240.00 - 260.00	200.00 - 260.00	240.00 - 260.00	220.00 - 260.00	240.00 - 260.00	120.00 - 140.00	230.00 - 250.00	240.00 - 260.00
Cabbage	140.00 - 180.00	320.00 - 320.00	260.00 - 320.00	240.00 - 260.00	220.00 - 240.00	240.00 - 320.00	150.00 - 160.00	180.00 - 200.00	240.00 - 260.00
Tomato	100.00 - 130.00	200.00 - 320.00	200.00 - 260.00	240.00 - 260.00	150.00 - 180.00	240.00 - 260.00	80.00 - 100.00	160.00 - 200.00	120.00 - 180.00
Ladies Fingers	200.00 - 220.00	320.00 - 360.00	260.00 - 320.00	320.00 - 360.00	230.00 - 260.00	240.00 - 240.00	200.00 - 220.00	300.00 - 320.00	240.00 - 260.00
Brinjal	240.00 - 320.00	340.00 - 360.00	320.00 - 340.00	320.00 - 360.00	320.00 - 340.00	220.00 - 240.00	240.00 - 250.00	240.00 - 260.00	260.00 - 280.00
Capsicum	180.00 - 240.00	460.00 - 460.00	400.00 - 420.00	320.00 - 360.00	260.00 - 320.00	360.00 - 360.00	300.00 - 400.00	400.00 - 440.00	400.00 - 420.00
Pumpkin	100.00 - 160.00	200.00 - 240.00	140.00 - 240.00	200.00 - 240.00	140.00 - 240.00	240.00 - 240.00	120.00 - 140.00	200.00 - 220.00	160.00 - 180.00
Cucumber	180.00 - 200.00	240.00 - 320.00	260.00 - 280.00	320.00 - 340.00	240.00 - 260.00	160.00 - 240.00	180.00 - 200.00	300.00 - 320.00	200.00 - 220.00
Bitter Gourd	240.00 - 340.00	360.00 - 400.00	360.00 - 420.00	420.00 - 440.00	320.00 - 360.00	320.00 - 340.00	260.00 - 300.00	300.00 - 320.00	320.00 - 320.00
Snake Gourd	260.00 - 320.00	320.00 - 400.00	340.00 - 400.00	340.00 - 400.00	260.00 - 360.00	320.00 - 360.00	240.00 - 260.00	220.00 - 240.00	300.00 - 320.00
Drumstick	360.00 - 660.00	560.00 - 600.00	540.00 - 600.00	540.00 - 720.00	640.00 - 700.00	560.00 - 600.00	400.00 - 450.00	760.00 - 800.00	800.00 - 800.00
Luffa	200.00 - 300.00	360.00 - 400.00	440.00 - 480.00	400.00 - 480.00	340.00 - 400.00	-	240.00 - 280.00	400.00 - 420.00	240.00 - 260.00
Long Beans	300.00 - 300.00	360.00 - 400.00	400.00 - 400.00	320.00 - 360.00	320.00 - 360.00	-	160.00 - 180.00	160.00 - 200.00	240.00 - 260.00
Ash Plantain	180.00 - 240.00	320.00 - 360.00	320.00 - 360.00	240.00 - 260.00	240.00 - 280.00	320.00 - 320.00	180.00 - 200.00	200.00 - 240.00	320.00 - 340.00
Green Chillies	180.00 - 220.00	560.00 - 600.00	400.00 - 420.00	360.00 - 400.00	300.00 - 360.00	400.00 - 600.00	150.00 - 160.00	280.00 - 320.00	300.00 - 320.00
Lime	1500.00 - 1600.00	1800.00 - 2000.00	1800.00 - 2000.00	1600.00 - 2000.00	1500.00 - 1700.00	1500.00 - 1600.00	1300.00 - 1500.00	1500.00 - 1800.00	1300.00 - 1500.00
<i>Root Crops</i>									
Sweet Potato	160.00 - 230.00	360.00 - 400.00	320.00 - 360.00	320.00 - 340.00	320.00 - 360.00	420.00 - 420.00	240.00 - 260.00	360.00 - 420.00	240.00 - 260.00
Manioc	160.00 - 180.00	200.00 - 220.00	240.00 - 260.00	240.00 - 260.00	200.00 - 240.00	200.00 - 240.00	160.00 - 180.00	240.00 - 260.00	200.00 - 220.00
<i>Leafy Vegetable</i>									
Mukunuwenna	40.00 - 40.00	70.00 - 70.00	70.00 - 70.00	80.00 - 80.00	70.00 - 70.00	80.00 - 80.00	50.00 - 50.00	80.00 - 80.00	80.00 - 80.00
Kankun	40.00 - 40.00	70.00 - 70.00	70.00 - 70.00	80.00 - 80.00	70.00 - 70.00	80.00 - 80.00	40.00 - 50.00	80.00 - 80.00	80.00 - 80.00
Gotukola	100.00 - 100.00	100.00 - 100.00	100.00 - 100.00	100.00 - 100.00	100.00 - 100.00	100.00 - 100.00	90.00 - 90.00	100.00 - 100.00	100.00 - 100.00
<i>Coconut</i>									
Large	100.00 - 100.00	110.00 - 120.00	110.00 - 120.00	110.00 - 120.00	100.00 - 120.00	110.00 - 120.00	100.00 - 100.00	110.00 - 120.00	110.00 - 120.00
Small	85.00 - 90.00	90.00 - 90.00	85.00 - 90.00	90.00 - 100.00	85.00 - 90.00	90.00 - 90.00	85.00 - 90.00	90.00 - 95.00	100.00 - 100.00

Annex 03 - Colombo Markets: Retail Prices of Fruits (Rs/fruit)

Week 19: 03 - 09 May 2024

30

CROP	PELIYAGODA	MAHARAGAMA	KIRULAPONE	NUGEGODA	NARAHENPITA	DEMATAGODA	THOTALANGA	KADAWATHA	KIRIBATHGODA
<i>Plantain</i>									
Ambul (Rs/Kg)	120.00 - 200.00	240.00 - 260.00	250.00 - 260.00	240.00 - 260.00	200.00 - 250.00	200.00 - 200.00	180.00 - 200.00	180.00 - 220.00	220.00 - 220.00
Kolikuttu (Rs/Kg)	350.00 - 400.00	460.00 - 460.00	500.00 - 500.00	480.00 - 500.00	500.00 - 500.00	350.00 - 350.00	400.00 - 450.00	460.00 - 530.00	550.00 - 550.00
Seeni (Rs/Kg)	120.00 - 200.00	240.00 - 240.00	260.00 - 260.00	260.00 - 260.00	230.00 - 250.00	200.00 - 200.00	180.00 - 220.00	200.00 - 220.00	200.00 - 200.00
Anamalu	28.00 - 32.00	37.00 - 38.00	37.00 - 38.00	35.00 - 38.00	30.00 - 32.00	30.00 - 32.00	28.00 - 35.00	30.00 - 32.00	30.00 - 30.00
Ambun	35.00 - 37.00	45.00 - 48.00	45.00 - 48.00	45.00 - 48.00	40.00 - 42.00	40.00 - 42.00	35.00 - 38.00	40.00 - 42.00	40.00 - 40.00
<i>Pineapple</i>									
Large	1100.00 - 1200.00	-	1100.00 - 1100.00	1100.00 - 1200.00	1200.00 - 1300.00	-	-	1200.00 - 1300.00	1200.00 - 1200.00
Medium	800.00 - 850.00	900.00 - 900.00	1000.00 - 1000.00	-	1000.00 - 1000.00	-	-	800.00 - 800.00	1000.00 - 1000.00
Small	650.00 - 680.00	-	-	-	700.00 - 700.00	700.00 - 700.00	-	-	700.00 - 700.00
<i>Mango</i>									
Betti	-	-	-	-	-	-	-	-	-
Karthakolomban	120.00 - 140.00	150.00 - 150.00	150.00 - 150.00	120.00 - 130.00	120.00 - 150.00	120.00 - 130.00	120.00 - 120.00	100.00 - 120.00	120.00 - 120.00
Vilad	60.00 - 70.00	60.00 - 60.00	80.00 - 80.00	75.00 - 80.00	70.00 - 80.00	70.00 - 80.00	100.00 - 100.00	-	100.00 - 100.00
Kohu	-	-	-	-	-	28.00 - 30.00	-	-	-
<i>Other Fruits</i>									
Wood Apple	160.00 - 170.00	-	200.00 - 210.00	200.00 - 210.00	160.00 - 180.00	-	-	-	160.00 - 160.00
Orange	100.00 - 120.00	120.00 - 120.00	160.00 - 160.00	160.00 - 160.00	120.00 - 130.00	-	80.00 - 80.00	80.00 - 100.00	100.00 - 100.00
Avocado	150.00 - 180.00	-	180.00 - 180.00	-	140.00 - 150.00	-	100.00 - 100.00	-	120.00 - 120.00
Slime Apple	40.00 - 50.00	80.00 - 80.00	150.00 - 150.00	150.00 - 150.00	100.00 - 140.00	40.00 - 40.00	50.00 - 50.00	-	100.00 - 100.00
Grapes (Rs/Kg)	2000.00 - 2000.00	2200.00 - 2200.00	2500.00 - 2600.00	2200.00 - 2500.00	2600.00 - 2600.00	-	2200.00 - 2200.00	2800.00 - 2800.00	2200.00 - 2200.00
Papaw (Rs/Kg)	120.00 - 150.00	220.00 - 240.00	250.00 - 250.00	250.00 - 250.00	200.00 - 220.00	220.00 - 220.00	170.00 - 200.00	160.00 - 160.00	230.00 - 230.00
Passion	60.00 - 70.00	-	100.00 - 100.00	100.00 - 100.00	80.00 - 100.00	-	60.00 - 60.00	80.00 - 100.00	100.00 - 100.00
King Coconut	220.00 - 250.00	200.00 - 250.00	250.00 - 260.00	240.00 - 260.00	200.00 - 200.00	250.00 - 250.00	200.00 - 200.00	230.00 - 250.00	250.00 - 250.00

Annex 04 - Colombo Markets: Retail Prices of Sea Fish and Dried Fish (Rs/kg)

Week 19: 03 - 09 May 2024

CROP	PELIYAGODA	MAHARAGAMA	KIRULAPONE	NUGEGODA	NARAHENPITA	DEMATAGODA	THOTALANGA	KADAWATHA	KIRIBATHGODA
<i>Sea Fish</i>									
Salaya	350.00 - 400.00	600.00 - 600.00	600.00 - 600.00	680.00 - 700.00	560.00 - 560.00	480.00 - 500.00	580.00 - 600.00	520.00 - 600.00	520.00 - 580.00
Hurulla	700.00 - 800.00	1000.00 - 1000.00	1000.00 - 1000.00	1000.00 - 1000.00	1000.00 - 1000.00	800.00 - 800.00	1000.00 - 1000.00	920.00 - 1000.00	1000.00 - 1000.00
Balaya	930.00 - 1000.00	1400.00 - 1400.00	1800.00 - 1800.00	-	-	1600.00 - 1600.00	-	-	900.00 - 900.00
Kelawalla	1500.00 - 1600.00	2400.00 - 2400.00	2000.00 - 2200.00	2400.00 - 2600.00	2400.00 - 2400.00	1800.00 - 2000.00	2000.00 - 2400.00	2200.00 - 2400.00	2000.00 - 2200.00
Thora	2200.00 - 2600.00	3400.00 - 3600.00	-	3600.00 - 3800.00	3800.00 - 3800.00	3200.00 - 3200.00	3600.00 - 3600.00	3600.00 - 3800.00	3600.00 - 3800.00
Paraw	1400.00 - 1500.00	2400.00 - 2400.00	2400.00 - 2400.00	2400.00 - 2400.00	2200.00 - 2200.00	2400.00 - 2400.00	2000.00 - 2200.00	2000.00 - 2000.00	2200.00 - 2400.00
Mora	-	-	-	-	-	-	-	-	-
Shrimps Small	2400.00 - 2600.00	2400.00 - 2400.00	2300.00 - 2400.00	2300.00 - 2400.00	2400.00 - 2400.00	2300.00 - 2300.00	2400.00 - 2400.00	2400.00 - 2400.00	2300.00 - 2400.00
Talopath	1900.00 - 2200.00	2800.00 - 2800.00	2600.00 - 2800.00	2800.00 - 3000.00	2800.00 - 2800.00	2600.00 - 2800.00	2800.00 - 2800.00	2800.00 - 2800.00	2800.00 - 2800.00
<i>Eggs (Rs/egg)</i>									
Brown	50.00 - 51.00	54.00 - 54.00	50.00 - 50.00	50.00 - 50.00	50.00 - 51.00	50.00 - 51.00	50.00 - 50.00	50.00 - 50.00	50.00 - 50.00
White	48.00 - 49.00	50.00 - 50.00	48.00 - 48.00	48.00 - 49.00	48.00 - 49.00	49.00 - 49.00	47.00 - 48.00	48.00 - 49.00	48.00 - 48.00
<i>Dried Fish</i>									
Sprats	1800.00 - 2000.00	1800.00 - 2000.00	1800.00 - 2000.00	1800.00 - 2000.00	1800.00 - 2000.00	1800.00 - 1800.00	1800.00 - 2000.00	1800.00 - 2000.00	2000.00 - 2200.00
Kattawa	2000.00 - 2200.00	2000.00 - 2400.00	1800.00 - 2200.00	2200.00 - 2400.00	2000.00 - 2200.00	1800.00 - 2000.00	2000.00 - 2200.00	2200.00 - 2400.00	2000.00 - 2400.00
Thora	-	-	-	-	-	-	-	-	-
Mora	2400.00 - 2500.00	2200.00 - 2400.00	2200.00 - 2400.00	2400.00 - 2500.00	2000.00 - 2200.00	2400.00 - 2500.00	2000.00 - 2200.00	2200.00 - 2400.00	2400.00 - 2400.00
Balaya	-	1400.00 - 1500.00	1500.00 - 1600.00	1400.00 - 1500.00	1400.00 - 1500.00	-	1500.00 - 1600.00	1500.00 - 1600.00	-
Anguluwa	2000.00 - 2200.00	-	-	2400.00 - 2400.00	-	-	-	-	2000.00 - 2200.00
Salaya	1000.00 - 1100.00	1000.00 - 1200.00	1200.00 - 1200.00	1200.00 - 1200.00	1100.00 - 1200.00	1100.00 - 1100.00	1000.00 - 1000.00	1000.00 - 1100.00	1000.00 - 1000.00
<i>Meat</i>									
Beef (without Bones)	-	-	2500.00 - 2500.00	-	2400.00 - 2400.00	-	2400.00 - 2400.00	-	-
Chicken (Broiler)	1180.00 - 1180.00	1180.00 - 1180.00	1150.00 - 1150.00	1180.00 - 1180.00	1180.00 - 1180.00	1180.00 - 1180.00	1250.00 - 1250.00	1250.00 - 1250.00	1240.00 - 1240.00
Chicken (Curry)	1300.00 - 1300.00	1300.00 - 1300.00	1200.00 - 1200.00	1300.00 - 1300.00	1200.00 - 1200.00	1200.00 - 1200.00	1100.00 - 1100.00	1100.00 - 1100.00	1100.00 - 1100.00
Mutton	-	-	3200.00 - 3200.00	3200.00 - 3200.00	3400.00 - 3400.00	3400.00 - 3400.00	3200.00 - 3200.00	3200.00 - 3200.00	3400.00 - 3400.00
Pork	-	1300.00 - 1300.00	1300.00 - 1300.00	-	-	-	-	1300.00 - 1300.00	1300.00 - 1300.00

Annex 05 : Food Composition of Selected Food Commodities

Commodity	Energy (kcal/100g)	Protein (g/100g)	Total fat (g/100g)	Retinol Eq (µ g/100g)	Vit B2 (mg/100g)	Vit B6 (mg/100g)	Folate (µg/100g)	Vit C (mg/100g)	Calcium (mg/100g)	Magnesium (mg/100g)	Iron (mg/100g)	Zinc (mg/100g)
Rice												
Rice - (white Kekulu - normal)	361	9.88	1.52	-	0.03	0.09	10.67	-	6.94	26.29	1.22	1.5
Rice - (white Kekulu Samba)	355	8.81	1.53	-	0.03	0.09	8.11	-	9.82	30.48	0.92	1.7
Rice - (Red Kekulu - normal)	366	8.64	2.12	-	0.05	0.1	8.39	-	4.73	31.7	0.88	1.84
Rice -Samba	369	6.86	2.45	-	0.05	0.13	12.79	-	8.71	37.26	1.18	1.49
Rice - Nadu White	366	7.76	1.48	-	0.03	0.12	9.35	-	4.57	20.1	0.64	1.61
Dried chilies	233	12.68	6.41	437	0.84	0.42	46.83	NA	107	231	5.39	1.65
Onion												
Big onions	48	1.67	0.24	0.16	0.01	0.1	32.99	7.58	14.82	16.94	0.45	0.25
Red onions	55	2.13	0.15	0.18	0.02	0.13	30.15	14.26	20.37	19.32	0.31	0.28
Potatoes	71	1.67	0.25		0.01	0.09	14.31	20.5	9.83	23.84	0.46	0.29
Pulses												
Green gram	290	21.97	0.93	19.5	0.28	0.33	135	NA	98.96	146	4.15	2.86
White cowpea	320	21.25	1.14	1.36	0.09	0.26	249	NA	84.1	213	5.04	3.57
Red cowpea	320	20.24	1.08	0.96	0.11	0.27	273	NA	81.83	194	4.95	3.4
Red Dhal	319	23.09	0.77	1.06	1.6	0.22	55	NA	41.27	66.63	7.45	3.34
Vegetables												
Beans	46	3.95	0.15	6.64	0.1	0.3	45.2	7.02	35.68	45.56	0.7	0.59
Carrot	30	0.85	0.45	1240	0.03	0.1	24.71	5.93	27.65	11.7	0.59	0.25
Leeks	30	1.74	0.49	18.56	0.02	0.19	42.63	4.65	29.28	11.77	1.49	0.43
Beetroot	31	2.12	0.15	1.52	0.01	0.09	108	4.51	20.29	34.88	0.77	0.29
Knolkhol	16	1.69	0.34		0.05	0.19	12.7	77.64	40.09	19.35	0.23	0.18
Radish	29	0.75	0.11		0.02	0.09	18.09	12.13	35.64	13.56	0.38	0.16
Cabbage	21	1.35	0.14	3.35	0.05	0.14	52.66	29.62	56.85	18.47	0.33	0.16

Tomatoes	20	0.88	0.56	165	0.03	0.09	20.16	25.58	9.69	14.93	0.31	0.12
Ladies fingers	26	2.06	0.19	12.41	0.08	0.28	70.62	24.48	92.26	55.23	0.96	0.44
Brinjal (Pandora Striped)	29	1.49	0.31	23	0.12	0.09	30.99	1.49	18.95	18	0.32	0.19
Brinjal (Chinese eggplant)	24	1.28	0.33	16.83	0.12	0.11	32.94	3.37	14.4	21.18	0.28	0.16
Capsicum	23	1.22	0.34	38.96	0.03	0.29	28.65	49.63	12.65	11.21	0.21	0.31
Pumpkin (Common)	31	0.86	0.3	30.41	0.02	0.09	17.72	8.73	18.75	9.93	0.49	0.25
Cucumber	19	0.98	0.24	0.58	0.01	0.08	19.66	4.08	22.1	18.22	0.67	0.21
Bitter gourd	19	1.47	0.23	55.08	0.05	0.06	53.1	46.89	25.19	35.81	1.75	0.26
Snake gourd (Dark green)	11	0.82	0.25	10.41	0.03	0.12	18.09	3.54	26.83	25.84	0.41	0.11
Snake gourd (Pale green)	11	0.89	0.25	5.14	0.03	0.07	16.52	2.85	27.11	21.77	0.47	0.2
Drumstick	30	2.48	0.12	3.13	0.06	0.12	60.48	92.33	22.27	28.51	0.5	0.26
Watakolu	12	0.86	0.15	59.33	0.01	0.07	25.48	6.41	14.67	14.01	4.42	0.45
Long beans	24	3.36	0.3	-	0.06	0.11	99.98	8.93	44.22	33.17	1.01	0.08
Ash Plantain	76	2.84	0.56	0.06	0.02	0.07	6.82	4.49	5.19	22.55	0.39	0.21
Green chillies	39	2.28	0.76	38.16	0.08	0.25	21.29	98.61	20.25	36.91	1.25	0.29
Limes	26	0.66	0.26	0.36	0.01	0.05	12.1	38.05	26	15.25	0.12	0.05
Kekiri	17	1.01	0.25	0.76	0.01	0.07	17.34	8.07	25.72	26.2	0.63	0.22
Ash pumpkin (Ash guord)	18	0.8	0.15		0.01	0.15	14.17	9.14	19.27	23.62	0.48	0.13
Cho-Cho	19	0.58	0.12	0.3	0.04	0.07	63.81	23.76	20.55	13.02	0.49	0.12
Thalana batu (Little prince)	21	1.28	0.39	24.33	0.12	0.09	38.63	2.4	12.38	19.62	0.31	0.22
Thalana batu (Thai eggplant)	21	1.45	0.26	18.33	0.11	0.09	31.18	2.71	17.24	37.22	0.37	0.24
Thibbatu	61	1.66	1.96	15.89	0.03	1.02	72.39	10.8	105	57.46	1.06	0.59
Kohila yams	27	0.64	0.16	1.72	0.01	0.14	4.64	1.67	52.33	33.95	0.61	1.62
Kehel muwa	19	1.36	0.63	4.27	0.02	0.12	40.51	8.16	35.09	31.43	0.38	0.39
Ambaralla	37	0.73	0.44	3.36	0.01	0.1	44.49	35.51	20.7	9.28	0.7	0.12
Mango	50	0.75	0.09	14.5	0.02	0.14	34.89	91.63	28.56	17.74	0.5	0.09
Mushroom	27	2.54	0.42	-	0.15	0.13	7.81	11.56	0.9	14.42	1.32	0.79
Dambala	21	1.84	0.2	38.74	0.08	0.4	33.69	19.82	68.24	31.38	1.2	0.44
Coconuts nuts	390	3.67	39.92	-	0.05	0.11	14.86	-				

Root Crop												
Sweet potato	108	1.27	0.33	NA	0.04	0.09	14.44	22.2	28.93	21.05	0.51	0.14
Manioc	78	0.92	0.19	NA	0.07	0.2	0.1	1.95	25.31	19.08	19.78	23.73
Nelum ala/Lotus root	79	1.94	0.93	NA	0.05	0.19	26.49	26.63	37.71	26.58	3.34	0.35
Kiriala	87	3.96	0.15	1.19	0.03	0.16	20.17	2.71	30.79	41.52	0.6	0.42
Iniala	103	3.2	0.3	33.14	0.01	0.22	22.19	13.03	40.99	28.98	1.31	0.29
Leafy Vegetables												
Mukunuwanna	28	3.15	0.55	92.25	0.09	0.27	96.14	3.24	135	45.38	1.7	1.03
Gotukola	15	0.64	0.47	226	0.07	0.23	70.11	6.74	96.31	41.42	1.25	0.66
Kankun	15	0.47	0.37	1614	0.08	0.4	33.69	19.82	49.21	18.35	1.32	0.44
Kathurumurunga	70	8.01	1.35	2097	0.33	0.22	120	121	901	96.64	4.36	0.53
Nivithi	22	2.2	0.47	959	0.06	0.11	74.05	10.26	163	61.37	1.49	0.67
Thampala	32	3.55	0.72	1474	0.21	0.22	74.27	82	258	209	3.5	1.4
Sarana	20	2.42	0.21	1149	0.03	0.13	58.54	9.89	59.57	42.93	0.13	0.75
Kohila leaves	33	4.1	0.83	300	0.02	0.17	56.76	5.56	19.5	20.32	0.25	0.3
Onion leaves	27	2.01	0.26	NA	0.04	0.18	56.8	23.38	35.21	74.95	3.15	0.77
Cabbage leaves	30	3.63	0.27	8.66	0.05	0.24	63.46	40.76	170	18.47	2.67	0.35
Salad leaves	19	1.05	0.24	NA	0.1	0.06	37.48	11.64	58.23	36.89	2.07	0.27
Cauliflower	23	2.09	0.48	0.14	0.06	0.11	46.67	50.17	22.44	18.52	0.76	0.27
Jackfruit pods	25	2.14	0.34	NA	0.03	0.04	30.7	24.77	37.32	26.08	0.3	0.17
Jackfruit seeds	77	5.66	0.44	NA	0.02	0.08	58.91	15.24	40.87	50.14	0.52	0.42
Meat												
Chicken	176	23.14	9.24	6.88	0.07	0.49	10.09	-	15.06	20.18	0.75	0.64
Beef	160	23.3	7.45	2.15	0.08	0.32	1.93	-	4.8	28.54	2.41	3.31
Mutton	138	20.37	6.23	2.7	0.13	0.28	1.73	-	7.58	19.5	1.62	5.05
Pork	161	18.83	9.5	1.9	0.09	0.28	8.15	-	6.58	8.9	0.79	0.8
Fish												
Balaya	96	21.28	1.12	21.01	0.15	0.12	7.89		6.45	26.02	0.68	0.46
Seer	136	22.28	5.18	81.9	0.07	0.16	15.45		9.85	36.73	0.41	0.74

Shark	95	21.6	0.83	1.11	0.04	0.11	8.57	8.44	32.58	0.41	0.74
Paraw	87	20.02	0.7	1.49	0.02	0.16	6.77	8.17	31.68	0.67	0.41
Thalapath	91	16.04	2.88	12.03	0.1	0.13	78.22	7.64	24.89	0.71	0.67
Kelawalla	109	21.47	2.55	15.95	0.17	0.73	77.39	13.35	33.82	0.68	0.64
Haedaella	87	19.88	0.78	12.18	0.04	0.06	11.7	36.6	53	0.54	0.65
Hurulla	88	17.08	2.18	10.02	0.14	1.66	61.66	103	35.45	1.24	1.05
Karalla / Katuwalla	97	21.8	1.06	1.25	0.02	0.1	14.38	37.06	39.05	0.24	0.42
Kumbala / Angila	101	21.51	1.53	16.34	0.1	0.1	7.13	31.27	37.46	1.46	0.67
Salaya / Sudaya	100	19.5	2.39	15.41	0.18	1.39	60.87	435	42.83	1.4	2.3
Theppli / Telapiya /Korali	83	18.48	1.08	17.14	0.18	0.18	8.29	99.39	24.96	2.84	0.88
Prawns	65	14.85	0.56	1.24	0.03	0.1	15.37	37.81	30.5	0.73	1.1
Crabs	45	10	0.55	8.33	0.14	0.18	13.83	37.81	45.93	0.73	1.1
Cuttle fish	76	16.82	0.93	1.93	0.02	0.04	6.22	8.73	35.46	0.62	1.3
Linna	112	20.3	3.37	15.78	0.23	0.68	59.78				
Coppara	97	22.89	0.56	21.51	0.04	0.12	8.08	7.2	30.08	1.2	0.58
Ray (Maduwa)	97	23.98	0.68	7.55	0.02	0.21	25.59	9.16	24.61	0.74	0.44

Dried Fish

Dried sprats	259	51.16	5.92	12.83	0.25	0.62	438	1178	162	3.06	4.2
Dried keeramin	311	49.6	12.42	12.92	0.13	2.41	144	555	166	2.58	3.19
Dried thalapath	289	54.68	8.04	9.38	0.04	0.43	97.8	62.75	110	1.96	1.45
Dried katta	275	50.04	8.31	2.48	0.03	0.35	80.4	86.55	92.17	1.47	1.16
Dried balaya	282	63.79	3.37	14.32	0.12	1.98	213	83.48	83.45	3.6	1.44
Dried shark / keelan	267	55.03	5.25	10.31	0.04	0.32	187	42.24	92.94	1.48	0.66

Eggs

Hen eggs (Country)	170	13.14	13	208	0.08	0.18	54.6	50.14	11.04	1.64	1.12
Hen eggs (Table)	135	13.55	9.03	200	0.19	0.19	49.46	63.3	12	2.39	1.73
Quail eggs	153	12.39	11.46	153	0.11	0.17	54.86	60.67	11.21	2.55	1.51

Fruits

Banana Embul	109	1.11	1.09	9.68	0.05	0.64	32.98	13.61	9.39	25.67	0.51	0.23
Anamaalu	102	1.04	0.72	16.4	0.04	0.65	21.07	3.66	8.06	27.02	0.51	0.23

Koli kuttu	107	1.38	0.34	8.8	0.03	0.47	18.12	7.71	8.56	38	0.32	0.14
Pineapple	37	0.41	0.17	5.76	0.04	0.12	17.86	39.36	10.37	10.71	0.3	0.09
Papaya	26	0.42	0.16	171	0.11	0.04	54.85	48.62	16.77	8.9	0.23	0.08
Mangoes (Karthakolomban)	79	0.8	0.92	259	0.01	0.1	35.52	17.74	3.12	6.72	0.1	0.08
Mangoes (Vilad)	44	0.76	0.58	146	0.05	0.26	67.6	29.97	16.93	14.79	0.65	0.19
Apple	62	0.29	0.64	0.36	0.02	0.08	3.43	2.9	3.12	6.72	0.1	0.08
Avacado	144	2.95	13.86	2	0.08	0.18	67.17	9.36	28.48	48.14	0.81	0.75
Wood apple	78	3.09	3.62	0.46	0.01	0.14	6.07	13.58	59.15	25.16	0.45	0.32
Orange	46	1.07	0.37	23.44	0.01	0.28	14.46	20.19	31.18	20.36	0.81	0.35
Guava	39	1.53	0.38	19.67	0.01	0.11	25.24	30.88	6.59	12.02	0.53	0.33
Grapes	49	0.95	10.69	3.22	0.04	0.1	7.07	20.51	7.27	6.86	0.28	0.07
Melon	19	0.65	0.16	130	0.02	0.11	6	8.24	4.05	9.76	0.15	0.1

Source: Sri Lanka Food Composition Tables, Ministry of Health - 2021.

Price Collecting Areas





HARTI



Ministry of Agriculture

**Food Systems and Market Research Division & Data Management Division
Hector Kobbekaduwa Agrarian Research and Training Institute**

No. 114, Wijerama Mawatha, Colombo 07.

Phone: 011-2696981 Fax: 011-2682283

E-mail: mfpaharti@yahoo.com

Web: www.harti.gov.lk

www.mobilink.lk

**දෛනික චිළචිඵ තොග මිල,
ජංගම දුරකථනයෙන්**

හෙක්ටර් කොච්චෛකඛුව ගොවි කටයුතු පර්යේෂණ
කා පුහුණුවිර්මේ ආයතනය අනුමුතයෙන්

මොබිටෙල්
ජංගම
මිල දර්ශනය

ජාතික ජංගම දුරකථන ජාලයෙන්

6666
අමතන්න.

මොබිටෙල් අද මිල - අභ්‍යන්තර
මොබිටෙල් ජංගම දුරකථන ජාලයෙන්
චිළචිඵ තොග මිල දර්ශනයෙන්.

විකාචයකට රු.2/-
විකාචයකට රු.2/-