

RETAIL MARKET AT A GLANCE

Summary

Rice

Prices of raw red, raw white and imported samba have increased by about Rs.1.00/kg and prices of all the other rice varieties have not changed significantly.

Prices of long grain red paddy have increased by Rs.1.00-5.00/kg in Matara, Hambantota and Embilipitiya producing areas. However, paddy prices of other paddy varieties have not changed significantly in most of the major paddy producing areas.

(Page No.01-02)

Other Field Crops

Prices of vedalan and imported red onion have increased by about Rs.4.00/kg and Rs.7.00/kg respectively while the price of imported big onion has decreased by about Rs.132.00/kg. Prices ranged between Rs.200.00-320.00/kg for imported big onion.

Price of Nuwara Eliya potato has increased by Rs.2.00/kg and the price ranged Rs.320.00-400.00/kg. Imported potato stocks were available at the market in the range of Rs.180.00-220.00/kg. Price of red dhal has decreased by Rs.3.00/kg and the price ranged Rs.300.00-360.00/kg.

(Page No.02-04)

Vegetables

Prices of some of the of up-country vegetables have increased. The prices of beetroot, knolkhol and raddish have increased while the prices of beans and carrot have decreased by Rs.11.00/kg and Rs.5.00/kg respectively. Price of tomato has also decreased by Rs.13.00/kg. Among low country vegetables, prices of drumsticks, luffa and snake gourd have increased. Prices of green chilies and lime have also decreased and prices ranged Rs.1400.00-2000.00/kg for lime.

(Page No.04-05)

Coconut

Prices of both large and small nuts have decreased by Rs.3.00/nut.

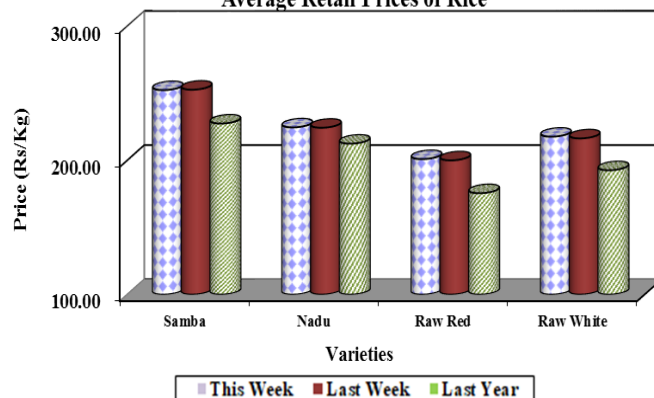
(Page No.05)

Eggs

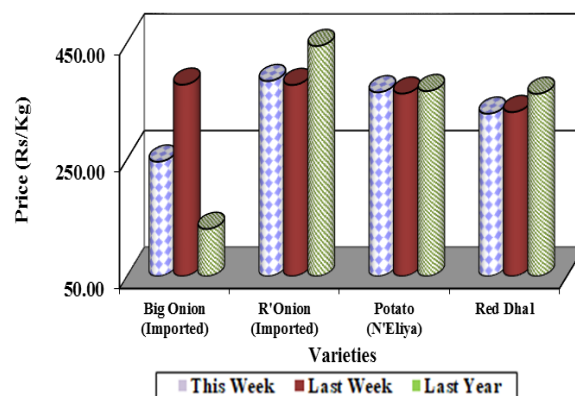
Prices of brown and white eggs have increased by Rs.2.00/egg and Rs.1.00/kg respectively. Prices ranged Rs.50.00-56.00 for brown egg and Rs.48.00-50.00 for whiteegg.

(Page No.08)

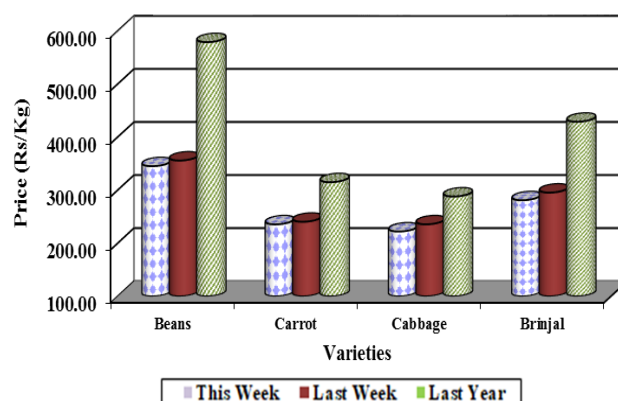
Average Retail Prices of Rice



Average Retail Prices of Other Field Crops



Average Retail Prices of Vegetables



Rice

Wholesale

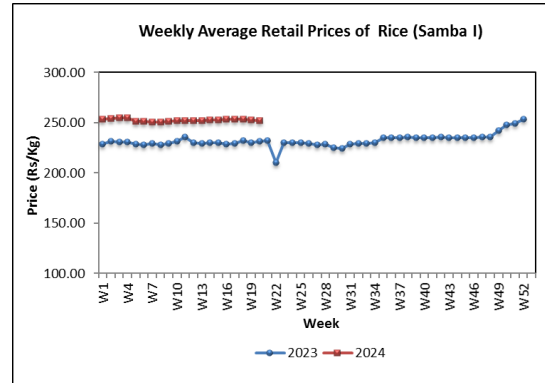
Prices of raw red and raw white rice varieties have increased by 1% and the price ranged Rs.180.00-190.00/kg and Rs.200.00-210.00/kg. Prices of all other local rice varieties have not changed significantly and the price range of both samba grade I, II and keeri samba was Rs.235.00-240.00/kg, Rs.228.00-230.00/kg and Rs.305.00-320.00/kg significantly. Average prices of both nadu grade I, II were Rs.209.00/kg and Rs.201.00/kg. Price of imported ponni samba has also increased by 1% and the price ranged Rs.260.00-270.00/kg.

Compared to the same period of last year, prices of all local rice varieties have increased in the range of 13%-24%. Price of imported ponni samba has increased by 28%.

Retail

Except raw red, raw white and imported samba, prices of all the other rice varieties have not changed significantly. The price of raw red, raw white and imported samba have increased by Rs.1.00/kg and their prices ranged Rs.190.00-220.00/kg, Rs.210.00-220.00/kg and Rs.270.00-290.00/kg respectively. The price of samba I, keeri samba and nadu I ranged Rs.230.00-270.00/kg, Rs.350.00-

380.00/kg and Rs.220.00-230.00/kg respectively.



Compared to the same period of last year, current retail prices of all varieties have increased with the highest price increase of 33% being reported for keeri samba.

Paddy

Average farmgate paddy prices of most of the paddy varieties except long grain (red) have not changed considerably in major producing areas. Accordingly, the average farmgate price of short grain paddy ranged between Rs.125.00-132.00/kg. Further, a price range of Rs.145.00-155.00/kg was reported for keeri samba paddy while price of long grain white paddy has ranged between Rs.112.00-121.00/kg. However, the average farmgate price of long gain red paddy increased by Rs.1.00-5.00/kg in major producing areas in the Southern province and its prices ranged Rs.102.00-112.00/kg.

Compared to the same period of last year, the average farmgate paddy prices of all

paddy varieties have increased in the range of 7%-33% with the highest being reported for long grain red paddy.

Dried Chilies

Wholesale

Price of imported dried chilies has increased by 2% and the price ranged Rs.700.00-800.00/kg.

Compared to the same period of last year, price of imported dried chilies has decreased by 32%.

Retail

The price of imported dried chilies have increased by Rs.9.00/kg and the price ranged Rs.800.00-1200.00/kg.

Compared to the same period of last year, the current retail prices of imported dried chilies have decreased by 25%.

Onion

Wholesale

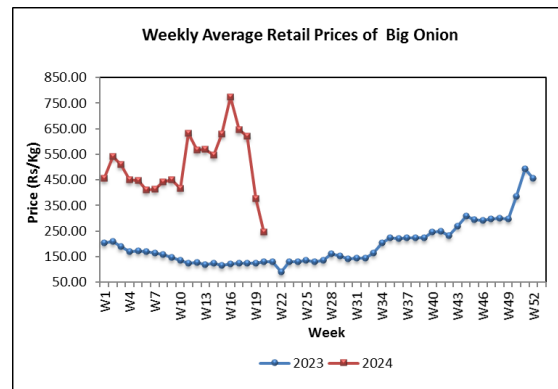
Price of *sinan* and imported red onion have decreased by 6% and 4% due to availability of sufficient stocks and price ranged Rs.200.00-240.00/kg and Rs.250.00-300.00/kg respectively. Price of *vedalan* red onion has increased by 6% due to availability of good quality stocks arrived from Jaffna. Price of imported big onion

has decreased by 42% due to increased imported stocks.

Compared to the same period of last year, price of *sinan* red onion and imported red onion have decreased by 24% and 1% while imported big onion has increased by 52%.

Retail

Prices of both *vedalan* and imported red onion have increased by Rs.4.00/kg and Rs.7.00/kg respectively and their prices ranged Rs.400.00-480.00/kg and Rs.360.00-440.00/kg respectively. The price of imported big onion has decreased by Rs.132.00/kg and the price ranged Rs.200.00-320.00/kg.



Compared to the same period of last year, the current retail price of imported red onion has decreased by 14% and price of imported big onion has increased by 88%.

Potato

Wholesale

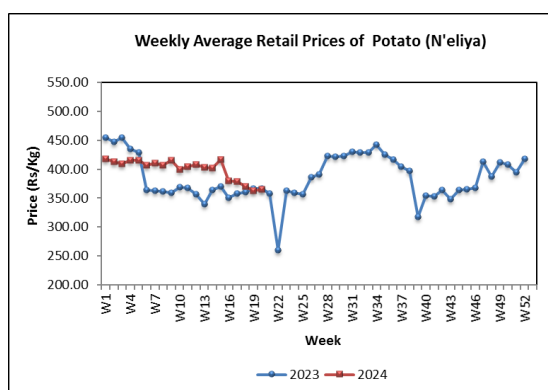
Price of Nuwara Eliya potato has increased by 2% and the price ranged Rs.200.00-220.00/kg.

Price of imported potato has not changed significantly and the price ranged Rs.120.00-160.00/kg.

Compared to the same period of last year, price of Nuwara Eliya potato and imported potato have decreased by 24% and 11% respectively.

Retail

The price of Nuwara Eliya potatoes has increased by Rs.2.00/kg and the price ranged Rs.320.00-400.00/kg. A significant price change was not recorded for imported potatoes and the price ranged Rs.180.00-220.00/kg.



Compared to the same period of last year, current retail prices of both Nuwara Eliya and imported potatoes have decreased in the range of 1%-4%.

Pulses

Wholesale

Prices of green gram has decreased by 3% due to availability of sufficient stocks and the price ranged Rs.1100.00-1200.00/kg.

Price of red cowpea has increased by 4% due to unavailability of sufficient stocks and the price ranged Rs.700.00-800.00/kg.

Price of red dhal has decreased by 1% and the price ranged Rs.275.00-285.00/kg.

Compared to the same period of last year, prices of green gram and red dhal have decreased by 20% and 15% while prices of both white cowpea and red cowpea have increased by 19% and 6% respectively.

Retail

Price of green gram, white cowpea, red cowpea and red dhal have decreased by Rs.17.00/kg, Rs.37.00/kg, Rs.39.00/kg and Rs.3.00/kg respectively. Prices ranged Rs.1200.00-1500.00/kg for green gram Rs.800.00-1200.00/kg for both white and red cowpea and Rs.300.00-360.00/kg for red dhal.

Compared to the same period of last year, the current retail price of both white and red cowpea has increased in the range of 6%-7% and prices of green gram and red dhal have decreased in the range of 9%-10%.

Vegetable

Wholesale

Prices of most of the vegetables have increased due to decreased supply with the end of the *Maha* harvesting season.

Considering up country vegetables, the highest price increase was reported for beetroot as 34% due to decreased supply from both Nuwara Eliya and Puttalam areas followed by knolkhol and raddish as 32% and 23% respectively. Price of cabbage has decreased by 8% due to increased supply from Kandy and Nuwara Eliya areas with availability of sufficient stocks. Price of carrot has also decreased by 22%.

Price of capsicum has decreased by 1% and the price of tomato has increased by 1% with slight changes of the market demand.

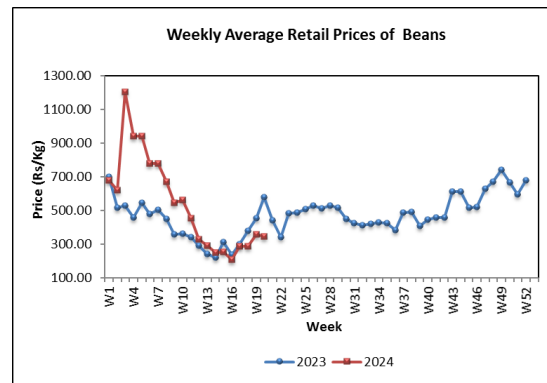
Considering low country vegetables, the highest price increase was reported for luffa as 15%, followed by for both long beans and drumsticks as 12% due to decreased supply from their major producing areas. Prices of bitter gourd and snake gourd have increased by 10% and 3% respectively. However, price of cucumber has decreased by 23% due to increased supply form Puttalam areas, followed by brinjal as 10% with the increased low-quality stocks from all major producing areas.

Prices of green chilies and lime have increased by 3% and 29% respectively.

Compared to the same period of last year, except lime, prices all the vegetables have decreased and the highest price decrease was reported for tomato as 79%.

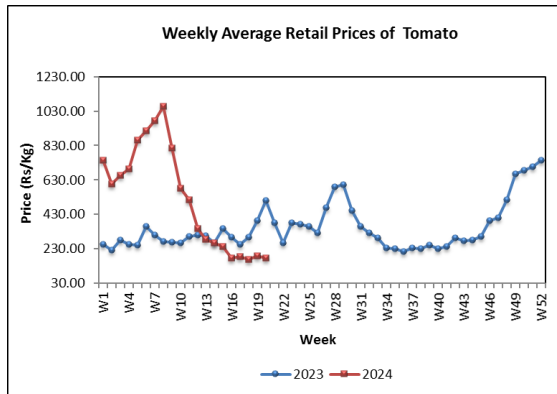
Retail

Considering up country varieties, the highest price decrease was reported for beans as Rs.11.00/kg followed by cabbage Rs.13.00/kg and carrot Rs.5.00/kg. Meanwhile, prices of beetroot, knolkhol and raddish have increased by Rs. 49.00/kg, Rs.9.00/kg and Rs.9.00/kg respectively.



Prices of capsicum and tomato have decreased by Rs.13.00/kg.

Weekly Food Commodities Bulletin



Considering low country varieties, the highest price decrease was reported for ash plantain as Rs.21.00/kg. Prices of both brinjal and pumpkin have also decreased by Rs.14.00/kg. However, prices of drumstick and bitter gourd have increased by Rs.45.00/kg and Rs.19.00/kg respectively. Furthermore, prices of luffa and snake gourd have increased by Rs.10.00/kg and Rs.3.00/kg respectively.

Prices of lime and green chilies have increased by Rs.167.00/kg and Rs.7.00/kg respectively.

Compared to the same period of last year, prices of most of the varieties have decreased and the highest price decrease was reported for tomato as 65%.

Coconut

Wholesale

Prices of both large and small nuts have decreased by 1%. Price ranges were Rs.95.00-100.00 for a large nut and Rs.80.00-90.00 for a small nut.

Compared to the same period of last year, price of a large nut has decreased by 6% while price of a small nut has increased by 5%.

Retail

Prices of both large and small nuts have decreased nearly by Rs.3.00/nut. Price ranges were Rs.100.00-120.00 for a large nut and Rs.80.00-100.00 for a small nut.

Compared to the same period of last year, prices of both large and small nuts have decreased by 6%.

Fruits

Wholesale

Price of most of the fruit varieties have decreased due to availability of sufficient stocks and low demand. The highest price decrease was reported as 21% for kolikuttu banana while prices of other banana varieties have decreased in the range of 11%-12% due to low demand. Prices of all the mango varieties have decreased in the ranged of 6%-16% with high supplies. Prices of all the sizes of pineapple have decreased in the range of 5%-7% with low demand as high price prevailed during the previous week. In addition, prices of slime apple and avocado have decreased by 9% and 5% respectively with availability of sufficient stocks. Prices of king coconut have decreased by 6%.

However, price of orange has increased by 35% while price of wood apple has increased by 13% with limited stocks. In addition, prices of passion fruit and papaw have increased by 5% and 3% respectively with availability of good quality stocks.

Compared to the same period of last year, prices of most of the fruit varieties have increased with the highest price of 218% was reported for wood apple.

Retail

Prices of most of fruit varieties have decreased with decreased wholesale prices. The highest price decrease of Rs.78.00/fruit was reported for large sized pineapple. Moreover, the price of medium sized pineapple has also decreased by Rs.63.00/fruit.

In addition, the prices of kolikuttu, seeni and ambul banana have decreased by Rs.62.00/kg, Rs.9.00/kg and Rs.8.00/kg respectively. Moreover, the prices of karthakolomban, king coconut and pineapple small have decreased by Rs.29.00/fruit, Rs.20.00/fruit and Rs.10.00/fruit respectively. The price of vilad has decreased by Rs.6.00/fruit. The price of slime apple has also decreased by Rs.4.00/fruit.

Meanwhile, the highest price increase of Rs.83.00/kg was reported for imported grapes. Further, the price of avocado has increased by Rs.48.00/fruit. The prices of wood apple, passionfruit and orange have increased by Rs.6.00/fruit, Rs.3.00/fruit and Rs.2.00/fruit respectively. The price of papaw has increased by Rs.5.00/kg.

Compared to the same period of the last year, prices of most of the fruit varieties have increased and highest price increase was reported for passion fruit as 107%.

Fresh Fish

Wholesale

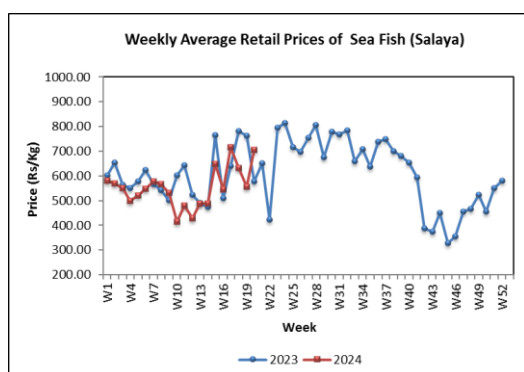
Wholesale prices of most of the fresh fish types have increased due to decreased supply. The highest price increase of 26% was noted for salaya due to low supply from Trincomalee and Mannar areas and the price ranged between Rs.300.00-550.00/kg. The prices increase of 22% and 23% were noted for mora and hurulla due to low supply from Kalpitiya, Mullaitivu and Valachchenai areas and their prices ranged between Rs.1100.00-1250.00/kg and Rs.700.00-900.00/kg respectively. Likewise, a price increase of 12% and 19% were noted for balaya and kelawalla due to low supply from Beruwala, Galle and Mirissa areas and their prices ranged between Rs.800.00-1000.00/kg and Rs.1300.00-1650.00/kg respectively. In

addition, price of thalapath has increased by 9%. However, a price decrease of 11% was noted for shrimps due to high supply from Kalpitiya, Puttalam and Jaffna areas and the price ranged between Rs.1600.00-1900.00/kg. In addition, prices of thora and paraw have decreased by 2% and 1% respectively.

Compared to the same period of last year, current wholesale prices of most of the fresh fish types have increased in the range of 1%-18% and the highest price increase was noted for salaya.

Retail

In line with increased wholesale prices, retail prices of all types of fresh fish expect thora, paraw and shrimps have increased due to decreased supply. The highest price increase was reported for salaya by Rs.150.00/kg followed by hurulla Rs.103.00/kg and kelawalla Rs.79.00/kg. The remaining types have increased in the range of Rs.2.00-18.00/kg.



Meanwhile the highest price decrease was reported for thora by Rs.452.00/kg followed by Rs.374.00/kg for shrimps and Rs.130.00/kg for paraw.

Compared to the same period of last year, prices of most types of fresh fish have decreased in the range of 5%-22% and the highest price decrease was reported for balaya.

Dried Fish

Wholesale

Due to decrease of local dried fish supply, prices of most of the local and imported dried fish types have increased. The highest price increase of 7% was noted for local salaya due to low supply from Mannar, Chilaw and Puttalam areas and the price ranged between Rs.350.00-500.00/kg. A price increase of 5% was noted for local sprats due to low supply from Trincomalee, Mannar and Mullaitivu areas and the price ranged between Rs.1250.00-1400.00/kg. Likewise, a price increase of 3% was noted for local maduwa due to low supply form Negombo and Jaffna areas and the price ranged between Rs.1300.00-1400.00/kg. In addition, prices of local mora and imported anguluwa have increased by 1%.

However, a price decrease of 3% was noted for imported sprats due to high supply from Iran and Thailand and the price ranged

between Rs.750.00-900.00/kg. In addition, price of imported kattawa has decreased by 1%.

Compared to the same period of last year, current wholesale prices of most of the dried fish types have decreased in the range of 3%-49% and the highest price decrease was reported for local salaya.

Retail

In line with increased wholesale prices, retail prices of all types of dried fish except imported sprats and kattawa have increased due to decreased supply. The highest price decrease was reported for imported sprats by Rs.108.00/kg and kattawa by Rs.43.00/kg. The remaining types have increased in the range of Rs.7.00-29.00/kg.

Compared to the same period of last year, prices of most types of dried fish have decreased in the range of 1%-14% and the highest price decrease was reported for kattawa.

Eggs

Wholesale

Prices of brown and white eggs have increased by 2% and 1% respectively and their prices ranged between Rs.48.00-50.00/egg and Rs.45.00-47.00/egg respectively.

Compared to the same period of last year, prices of white egg have decreased by 8%.

Retail

Prices of brown and white eggs have increased by Rs.2.00 for brown egg and Rs.1.00 for white egg. Price ranged Rs.50.00-56.00/egg for brown egg and Rs.48.00-50.00/egg for white eggs.

Compared to the same period of last year, white eggs have decreased 1%.

Meat

Retail

Price of skinless curry chicken has increased by Rs.17.00/kg while beef has increased by Rs.33.00 /kg.

However, prices of skinless broiler chicken have increased by Rs.5.00/kg while prices of mutton and pork have not changed significantly.

Compared to the same period of last year, most types of meat have decreased in the range of 12%-24% with the highest price decreased being reported for pork.

EXPLANATORY NOTE

The Food Commodities Bulletin is a weekly publication containing information relating to wholesale and retail prices of selected food commodities in nine selected markets in and around Colombo and main markets in the major producing areas.

The information is analyzed and presented as prevailing prices, price ranges, averages, and a comparison of weekly prices. The changes in prices reported are always with price prevailed during the previous week unless otherwise stated.

The frequency of collection of wholesale price information is twice a week (i.e., Tuesday and Friday) while with retail prices, it is thrice a week (i.e., Friday, Monday, and Tuesday).

Table 02: Selected Markets: Retail Price of Rice (Rs/kg)

Week 20: 10 - 16 May 2024

LOCATIONS	Rice Varieties													
	Samba 1		Samba 2		Keeri Samba		Nadu 1		Nadu 2		Raw Red		Raw White	
Colombo	230.00	260.00	-	-	-	-	220.00	230.00	220.00	220.00	190.00	220.00	210.00	220.00
Gampaha	-	-	-	-	-	-	-	-	-	-	-	-	-	-
Kurunegala	260.00	260.00	240.00	240.00	360.00	360.00	220.00	220.00	200.00	200.00	180.00	190.00	200.00	210.00
Nikaweratiya	270.00	270.00	230.00	235.00	340.00	340.00	220.00	220.00	205.00	210.00	205.00	210.00	200.00	215.00
Dambulla	265.00	270.00	245.00	250.00	345.00	355.00	218.00	220.00	210.00	212.00	195.00	205.00	200.00	205.00
Anuradhapura	255.00	260.00	230.00	235.00	350.00	360.00	220.00	220.00	200.00	210.00	200.00	210.00	195.00	210.00
Thambuththegama	-	-	-	-	-	-	-	-	-	-	-	-	-	-
Polonnaruwa	253.00	260.00	230.00	240.00	350.00	360.00	218.00	220.00	195.00	200.00	210.00	210.00	195.00	200.00
Kaluthara	250.00	260.00	-	-	360.00	370.00	220.00	228.00	-	-	200.00	205.00	210.00	215.00
Badulla	-	-	-	-	340.00	340.00	220.00	220.00	-	-	170.00	185.00	200.00	200.00
Keppetipola	260.00	270.00	230.00	235.00	340.00	345.00	216.00	220.00	208.00	210.00	182.00	185.00	198.00	202.00
Moneragala	260.00	270.00	230.00	230.00	340.00	360.00	215.00	220.00	-	-	175.00	180.00	185.00	195.00
Kegalle	270.00	275.00	-	-	350.00	360.00	220.00	220.00	190.00	210.00	210.00	220.00	200.00	210.00
Ampara	270.00	270.00	235.00	235.00	340.00	360.00	220.00	220.00	203.00	210.00	170.00	180.00	185.00	188.00
Dehiattakandiya	265.00	265.00	-	-	345.00	375.00	220.00	220.00	210.00	215.00	185.00	210.00	200.00	210.00
Nuwaraeliya	260.00	265.00	230.00	240.00	330.00	340.00	218.00	220.00	210.00	212.00	185.00	188.00	202.00	208.00
Kandy	250.00	260.00	230.00	240.00	360.00	365.00	220.00	225.00	200.00	210.00	190.00	200.00	205.00	215.00
Puttalam	280.00	285.00	-	-	-	-	220.00	220.00	190.00	200.00	200.00	210.00	195.00	205.00
Hambantota	240.00	260.00	-	-	350.00	370.00	220.00	220.00	210.00	210.00	165.00	180.00	200.00	205.00
Rathnapura	260.00	270.00	-	-	360.00	380.00	220.00	230.00	210.00	215.00	178.00	189.00	198.00	212.00
Matara	250.00	270.00	-	-	360.00	380.00	220.00	220.00	-	-	170.00	180.00	200.00	210.00
Galle	270.00	280.00	-	-	360.00	380.00	220.00	220.00	-	-	180.00	190.00	210.00	210.00
Tissamaharama	240.00	265.00	-	-	330.00	360.00	220.00	225.00	210.00	215.00	164.00	170.00	185.00	200.00
Meegoda (DEC)	240.00	250.00	-	-	325.00	330.00	215.00	220.00	210.00	210.00	190.00	200.00	210.00	210.00
Embilipitiya	235.00	250.00	-	-	-	-	215.00	220.00	200.00	212.00	170.00	180.00	195.00	210.00
Jaffna	245.00	250.00	-	-	350.00	355.00	220.00	225.00	200.00	205.00	190.00	195.00	210.00	215.00
Vavuniya	245.00	250.00	-	-	345.00	350.00	219.00	220.00	200.00	208.00	190.00	196.00	210.00	215.00
Mannar	-	-	-	-	-	-	-	-	-	-	-	-	-	-
Killinochchi	245.00	250.00	-	-	345.00	350.00	220.00	225.00	205.00	210.00	190.00	195.00	210.00	215.00
Mullaittivu	280.00	285.00	-	-	360.00	365.00	-	-	190.00	198.00	170.00	175.00	190.00	195.00
Batticaloa	246.00	250.00	-	-	348.00	350.00	216.00	220.00	200.00	204.00	190.00	194.00	208.00	210.00
Trincomalee	248.00	252.00	-	-	340.00	345.00	215.00	220.00	200.00	205.00	193.00	196.00	208.00	212.00
Hanguranketha	-	-	230.00	235.00	-	-	215.00	220.00	202.00	210.00	178.00	190.00	198.00	212.00
Veyangoda	-	-	-	-	-	-	-	-	-	-	-	-	-	-
Galenbindunuwewa	240.00	260.00	230.00	235.00	360.00	360.00	218.00	220.00	210.00	215.00	195.00	210.00	200.00	210.00
Bandarawela	-	-	-	-	-	-	-	-	-	-	-	-	-	-
Matale	-	-	-	-	-	-	-	-	-	-	-	-	-	-

Table 04: Selected Markets: Wholesale Price of Subsidiary Food (Rs/50kg)

Week 20: 10 - 16 May 2024

LOCATION	Dried Chillies	Red Onion		Big Onion	Potato			Pulses		
	Imported	Imported	Local		Imported	Welimada	Nuwara Eliya	Green Gram	Cowpea	Red Dhal
Colombo	35000 - 40000	12500 - 15000	15500 - 17000	5000 - 10000	6000 - 8000	-	10000 - 11000	55000 - 60000	37500 - 40000	13750 - 14250
Kurunegala	35000 - 37000	13500 - 15000	-	7500 - 10000	8000 - 8750	-	-	60000 - 65000	32500 - 35000	14000 - 15500
Nikaweratiya	37000 - 39000	13000 - 13000	20000 - 20000	7250 - 10250	7250 - 8500	-	-	55000 - 65000	35000 - 35000	13900 - 14250
Dehiattakandiya	39000 - 44000	14500 - 17000	-	6750 - 10500	8000 - 8750	-	13000 - 15000	-	32500 - 32500	13900 - 16500
Dambulla (DEC)	35000 - 37500	13000 - 14000	14000 - 15000	6500 - 9000	8000 - 8250	-	10000 - 11000	42500 - 47500	30000 - 32500	13750 - 13900
Anuradhapura	35000 - 42500	14000 - 17000	-	7250 - 12000	8750 - 10000	-	-	57500 - 67500	35000 - 37500	14500 - 15000
Thambuththegama	-	-	-	-	-	-	-	-	-	-
Polonnaruwa	40000 - 43000	13500 - 15500	-	9500 - 12000	8500 - 10500	-	14500 - 16500	50000 - 57500	40000 - 40000	15500 - 16500
Kaluthara	37500 - 38000	13500 - 14000	-	8000 - 8500	8250 - 8750	-	11750 - 12250	62500 - 64000	-	14250 - 14400
Puttalam	32500 - 35000	-	12000 - 13500	7250 - 12000	8500 - 10000	-	15000 - 16000	50000 - 60000	-	14000 - 15500
Kandy	37500 - 39000	14500 - 15000	16000 - 16500	7000 - 9750	7750 - 8000	-	11000 - 11500	55000 - 57500	35000 - 37500	14250 - 14500
Matara	37500 - 40000	16000 - 17500	-	8000 - 8500	8500 - 9000	-	15000 - 16500	55000 - 60000	37500 - 40000	14500 - 15500
Hambantota	37500 - 40000	16000 - 17500	-	7750 - 10000	8500 - 9000	-	-	55000 - 60000	37500 - 42500	14500 - 15500
Kegalle	38000 - 38200	13900 - 14100	-	7500 - 9500	7600 - 8000	-	12950 - 13100	60000 - 63000	35000 - 35500	14500 - 15500
Galle	40000 - 42500	13000 - 14000	16000 - 18000	9000 - 9750	8500 - 9000	-	14000 - 15500	65000 - 67500	46000 - 47500	14500 - 15500
Tissamaharama	37500 - 42500	15000 - 17000	-	7000 - 10000	9000 - 9500	-	13000 - 14000	50000 - 62500	32500 - 37500	14750 - 16000
Meegoda (DEC)	36000 - 40000	-	-	6750 - 9000	6750 - 9000	-	11000 - 12000	56250 - 62500	32500 - 42500	13750 - 14000
Jaffna	37500 - 38000	13000 - 13250	13000 - 13500	10000 - 10500	9000 - 9250	-	-	57500 - 58000	-	14750 - 15000
Vavuniya	41000 - 42000	-	-	11000 - 12000	8500 - 9000	-	-	47000 - 47500	-	14750 - 15000
Mannar	-	-	-	-	-	-	-	-	-	-
Killinochchi	37000 - 38000	-	18000 - 19000	12000 - 13000	9000 - 10000	-	12500 - 13500	55000 - 57500	-	15250 - 15500
Mullattivu	38000 - 40000	-	-	14000 - 14500	9000 - 9500	-	-	47500 - 50000	-	14500 - 15000
Batticaloa	39500 - 40000	12500 - 12750	17500 - 18000	8500 - 8750	8250 - 8500	-	12500 - 15500	58000 - 58500	38000 - 39250	15000 - 15200
Trincomalee	41500 - 43000	-	-	6200 - 6700	6350 - 6700	-	-	58500 - 60000	-	14750 - 15000
Galenbindunuwewa	37000 - 38500	13000 - 16500	-	7000 - 11500	8500 - 10000	-	-	55000 - 67500	31000 - 35000	14400 - 15000
Matale	-	-	-	-	-	-	-	-	-	-

Table 05: Selected Markets: Retail Price of Subsidiary Food Crops (Rs/kg)

Week 20: 10 - 16 May 2024

LOCATIONS	Dried Chillies	Red Onion		Big Onion	Potato			Pulses		
	Imported	Imported	Local		Imported	Welimada	Nuwara Eliya	Green Gram	Cowpea	Red Dhal
Colombo	1100.00 - 1300.00	480.00 - 600.00	-	420.00 - 480.00	180.00 - 220.00	-	400.00 - 440.00	1000.00 - 1400.00	1200.00 - 1400.00	320.00 - 360.00
Gampaha	-	-	-	-	-	-	-	-	-	-
Kurunegala	750.00 - 900.00	360.00 - 400.00	-	260.00 - 300.00	200.00 - 240.00	280.00 - 320.00	-	1400.00 - 1500.00	900.00 - 1100.00	300.00 - 360.00
Nikaweratiya	750.00 - 900.00	320.00 - 380.00	-	180.00 - 220.00	180.00 - 200.00	300.00 - 300.00	-	1340.00 - 1350.00	800.00 - 900.00	300.00 - 340.00
Dambulla	790.00 - 850.00	360.00 - 400.00	400.00 - 420.00	220.00 - 240.00	190.00 - 200.00	340.00 - 360.00	380.00 - 400.00	1200.00 - 1300.00	800.00 - 850.00	290.00 - 300.00
Anuradhapura	750.00 - 950.00	320.00 - 400.00	-	180.00 - 300.00	200.00 - 220.00	-	-	1200.00 - 1400.00	750.00 - 800.00	295.00 - 320.00
Thambuththegama	-	-	-	-	-	-	-	-	-	-
Polonnaruwa	880.00 - 960.00	350.00 - 380.00	420.00 - 420.00	200.00 - 260.00	180.00 - 220.00	-	320.00 - 340.00	1100.00 - 1250.00	900.00 - 1100.00	320.00 - 340.00
Kaluthara	820.00 - 860.00	340.00 - 360.00	-	220.00 - 250.00	220.00 - 240.00	-	360.00 - 400.00	1480.00 - 1520.00	-	300.00 - 320.00
Badulla	800.00 - 800.00	350.00 - 360.00	-	200.00 - 300.00	200.00 - 230.00	300.00 - 310.00	320.00 - 320.00	1200.00 - 1280.00	800.00 - 900.00	300.00 - 320.00
Keppetipola	840.00 - 860.00	320.00 - 340.00	360.00 - 380.00	240.00 - 260.00	180.00 - 190.00	260.00 - 280.00	-	1280.00 - 1300.00	850.00 - 880.00	305.00 - 315.00
Moneragala	780.00 - 850.00	360.00 - 400.00	-	200.00 - 320.00	200.00 - 220.00	300.00 - 320.00	-	1200.00 - 1400.00	700.00 - 800.00	300.00 - 320.00
Kegalle	830.00 - 900.00	350.00 - 360.00	-	200.00 - 240.00	200.00 - 200.00	-	320.00 - 340.00	1200.00 - 1300.00	750.00 - 800.00	290.00 - 380.00
Ampara	780.00 - 850.00	320.00 - 380.00	-	180.00 - 300.00	180.00 - 190.00	280.00 - 290.00	350.00 - 350.00	1110.00 - 1450.00	750.00 - 1120.00	290.00 - 300.00
Dehiattakandiya	800.00 - 1000.00	320.00 - 360.00	-	180.00 - 240.00	180.00 - 200.00	280.00 - 330.00	-	-	650.00 - 650.00	290.00 - 335.00
Nuwaraeliya	840.00 - 860.00	350.00 - 360.00	380.00 - 400.00	240.00 - 260.00	190.00 - 200.00	-	320.00 - 340.00	1300.00 - 1350.00	860.00 - 900.00	300.00 - 310.00
Kandy	800.00 - 840.00	400.00 - 440.00	480.00 - 500.00	240.00 - 280.00	200.00 - 220.00	-	340.00 - 360.00	1300.00 - 1380.00	950.00 - 1000.00	300.00 - 330.00
Puttalam	750.00 - 800.00	-	320.00 - 440.00	200.00 - 320.00	200.00 - 240.00	-	340.00 - 360.00	1250.00 - 1450.00	900.00 - 950.00	290.00 - 320.00
Rathnapura	850.00 - 1000.00	340.00 - 360.00	-	240.00 - 280.00	200.00 - 220.00	-	300.00 - 320.00	1400.00 - 1600.00	900.00 - 1060.00	320.00 - 340.00
Hambantota	850.00 - 900.00	350.00 - 420.00	-	200.00 - 250.00	180.00 - 200.00	-	-	1150.00 - 1250.00	800.00 - 900.00	310.00 - 340.00
Matara	800.00 - 900.00	360.00 - 420.00	-	180.00 - 260.00	180.00 - 200.00	-	360.00 - 400.00	1200.00 - 1260.00	800.00 - 1000.00	310.00 - 330.00
Galle	900.00 - 900.00	320.00 - 350.00	400.00 - 440.00	180.00 - 260.00	200.00 - 220.00	-	300.00 - 360.00	1400.00 - 1500.00	1000.00 - 1100.00	310.00 - 330.00
Tissamaharama	780.00 - 900.00	350.00 - 380.00	-	180.00 - 240.00	190.00 - 200.00	-	300.00 - 300.00	1100.00 - 1400.00	800.00 - 900.00	300.00 - 350.00
Meegoda (DEC)	800.00 - 850.00	-	-	200.00 - 280.00	180.00 - 220.00	-	300.00 - 360.00	1250.00 - 1440.00	800.00 - 960.00	310.00 - 320.00
Embilipitiya	850.00 - 950.00	370.00 - 400.00	-	180.00 - 250.00	180.00 - 200.00	280.00 - 320.00	300.00 - 320.00	1220.00 - 1320.00	920.00 - 1050.00	295.00 - 330.00
Jaffna	750.00 - 750.00	-	300.00 - 320.00	230.00 - 250.00	190.00 - 210.00	-	-	1200.00 - 1250.00	-	315.00 - 320.00
Vavuniya	850.00 - 900.00	-	-	240.00 - 260.00	200.00 - 240.00	-	-	1000.00 - 1100.00	-	319.00 - 324.00
Mannar	-	-	-	-	-	-	-	-	-	-
Killinochchi	780.00 - 820.00	-	400.00 - 440.00	280.00 - 300.00	230.00 - 250.00	-	300.00 - 320.00	1200.00 - 1250.00	-	320.00 - 330.00
Mullaittivu	800.00 - 850.00	-	-	-	190.00 - 200.00	-	-	1000.00 - 1100.00	-	300.00 - 320.00
Batticaloa	840.00 - 860.00	300.00 - 320.00	400.00 - 430.00	200.00 - 230.00	200.00 - 220.00	300.00 - 330.00	350.00 - 370.00	1220.00 - 1240.00	800.00 - 830.00	320.00 - 324.00
Trincomalee	900.00 - 1000.00	300.00 - 300.00	350.00 - 390.00	260.00 - 300.00	190.00 - 210.00	-	-	1250.00 - 1350.00	-	310.00 - 315.00
Hanguranketha	750.00 - 890.00	300.00 - 350.00	-	180.00 - 250.00	180.00 - 200.00	-	-	1200.00 - 1350.00	700.00 - 850.00	295.00 - 300.00
Veyangoda	-	-	-	-	-	-	-	-	-	-
Galenbindunuwewa	780.00 - 800.00	300.00 - 350.00	-	180.00 - 260.00	180.00 - 220.00	-	-	1150.00 - 1400.00	650.00 - 750.00	295.00 - 320.00
Bandarawela	-	-	-	-	-	-	-	-	-	-
Matale	-	-	-	-	-	-	-	-	-	-

Table 06: Selected Markets: Wholesale Price of Vegetables(Rs/kg)

Week 20: 10 - 16 May 2024

Locations	Butter Beans	Green Beans	Carrot	Leeks	Beetroot	Knolkhol
Colombo	-	150.00 - 330.00	80.00 - 120.00	160.00 - 200.00	200.00 - 350.00	100.00 - 130.00
Meegoda (DEC)	-	250.00 - 350.00	120.00 - 160.00	200.00 - 260.00	250.00 - 280.00	200.00 - 220.00
Dambulla (DEC)	-	180.00 - 240.00	100.00 - 130.00	200.00 - 220.00	240.00 - 350.00	150.00 - 180.00
Keppetipola (DEC)	-	180.00 - 210.00	80.00 - 100.00	160.00 - 170.00	200.00 - 220.00	150.00 - 170.00
Norochchole (DEC)	-	-	-	-	220.00 - 250.00	-
Nuwara Eliya	-	200.00 - 220.00	110.00 - 120.00	190.00 - 200.00	220.00 - 240.00	160.00 - 180.00
Kandy	-	200.00 - 230.00	90.00 - 110.00	200.00 - 220.00	270.00 - 300.00	120.00 - 130.00
Hambantota	-	160.00 - 220.00	150.00 - 180.00	200.00 - 250.00	300.00 - 350.00	150.00 - 200.00
Thambuththegama (DEC)	-	-	-	-	-	-
Jaffna	-	310.00 - 320.00	160.00 - 175.00	260.00 - 270.00	300.00 - 320.00	-
Bandarawela	-	-	-	-	-	-
Veyangoda	-	-	-	-	-	-

Locations	Raddish	Cabbage	Tomato	Ladies Fingers	Brinjal	Capsicum
Colombo	70.00 - 120.00	50.00 - 100.00	50.00 - 100.00	80.00 - 150.00	150.00 - 200.00	150.00 - 160.00
Meegoda (DEC)	90.00 - 150.00	90.00 - 140.00	100.00 - 130.00	150.00 - 170.00	200.00 - 230.00	200.00 - 220.00
Moneragala	100.00 - 120.00	120.00 - 130.00	60.00 - 70.00	120.00 - 150.00	100.00 - 140.00	200.00 - 250.00
Dambulla (DEC)	80.00 - 100.00	70.00 - 100.00	70.00 - 80.00	100.00 - 110.00	160.00 - 200.00	120.00 - 150.00
Keppetipola (DEC)	50.00 - 60.00	50.00 - 60.00	40.00 - 50.00	130.00 - 140.00	100.00 - 120.00	150.00 - 160.00
Norochchole (DEC)	70.00 - 90.00	-	100.00 - 120.00	100.00 - 120.00	80.00 - 160.00	150.00 - 250.00
Nuwara Eliya	70.00 - 100.00	90.00 - 100.00	50.00 - 80.00	140.00 - 160.00	120.00 - 130.00	160.00 - 190.00
Kandy	60.00 - 70.00	70.00 - 110.00	60.00 - 70.00	120.00 - 130.00	130.00 - 160.00	180.00 - 200.00
Hambantota	60.00 - 90.00	120.00 - 180.00	80.00 - 100.00	140.00 - 200.00	150.00 - 200.00	200.00 - 250.00
Thambuththegama (DEC)	-	-	-	-	-	-
Tissamaharama	140.00 - 150.00	160.00 - 180.00	80.00 - 100.00	130.00 - 150.00	160.00 - 180.00	250.00 - 270.00
Jaffna	90.00 - 100.00	140.00 - 150.00	100.00 - 120.00	200.00 - 220.00	110.00 - 130.00	210.00 - 220.00
Bandarawela	-	-	-	-	-	-
Veyangoda	-	-	-	-	-	-

Locations	Pumpkin	Cucumber	Bitter Gourd	Snake Gourd	Drumstick	Luffa
Colombo	40.00 - 80.00	100.00 - 120.00	180.00 - 250.00	200.00 - 220.00	200.00 - 600.00	200.00 - 250.00
Meegoda (DEC)	70.00 - 85.00	120.00 - 160.00	250.00 - 280.00	150.00 - 210.00	-	260.00 - 300.00
Moneragala	70.00 - 100.00	130.00 - 150.00	280.00 - 300.00	150.00 - 170.00	-	200.00 - 220.00
Dambulla (DEC)	45.00 - 60.00	100.00 - 110.00	180.00 - 210.00	120.00 - 130.00	200.00 - 230.00	200.00 - 250.00
Keppetipola (DEC)	50.00 - 60.00	120.00 - 130.00	180.00 - 190.00	180.00 - 190.00	-	160.00 - 180.00
Norochchole (DEC)	50.00 - 80.00	100.00 - 120.00	150.00 - 180.00	70.00 - 100.00	280.00 - 320.00	130.00 - 170.00
Nuwara Eliya	60.00 - 70.00	140.00 - 150.00	200.00 - 220.00	190.00 - 200.00	-	190.00 - 200.00
Kandy	60.00 - 70.00	120.00 - 130.00	200.00 - 230.00	150.00 - 170.00	400.00 - 450.00	200.00 - 220.00
Hambantota	60.00 - 80.00	140.00 - 180.00	200.00 - 250.00	120.00 - 180.00	-	150.00 - 220.00
Thambuththegama (DEC)	-	-	-	-	-	-
Tissamaharama	80.00 - 100.00	120.00 - 140.00	240.00 - 260.00	170.00 - 210.00	-	200.00 - 250.00
Jaffna	50.00 - 65.00	140.00 - 160.00	350.00 - 370.00	110.00 - 120.00	540.00 - 560.00	-
Bandarawela	-	-	-	-	-	-
Veyangoda	-	-	-	-	-	-

	Long Beans	Ash Plantain	Green Chillies	Lime	Sweet Potatoe	Manioc
Colombo	100.00 - 150.00	50.00 - 80.00	100.00 - 120.00	1200.00 - 1500.00	130.00 - 150.00	80.00 - 120.00
Meegoda (DEC)	150.00 - 200.00	120.00 - 150.00	150.00 - 180.00	1300.00 - 1400.00	120.00 - 150.00	90.00 - 120.00
Moneragala	200.00 - 250.00	80.00 - 100.00	150.00 - 230.00	1400.00 - 1500.00	200.00 - 240.00	80.00 - 100.00
Dambulla (DEC)	120.00 - 160.00	100.00 - 120.00	70.00 - 160.00	1300.00 - 1400.00	100.00 - 130.00	85.00 - 100.00
Keppetipola (DEC)	140.00 - 150.00	130.00 - 140.00	100.00 - 130.00	1400.00 - 1450.00	130.00 - 150.00	100.00 - 120.00
Norochhole (DEC)	80.00 - 140.00	-	100.00 - 120.00	-	-	100.00 - 130.00
Nuwara Eliya	150.00 - 160.00	140.00 - 150.00	120.00 - 140.00	1450.00 - 1500.00	150.00 - 160.00	120.00 - 130.00
Kandy	140.00 - 160.00	120.00 - 150.00	150.00 - 200.00	1300.00 - 1400.00	130.00 - 150.00	100.00 - 110.00
Hambantota	150.00 - 180.00	100.00 - 130.00	150.00 - 200.00	1100.00 - 1300.00	160.00 - 200.00	120.00 - 150.00
Thambuthhegama (DEC)	-	-	-	-	-	-
Tissamaharama	160.00 - 175.00	40.00 - 70.00	130.00 - 150.00	1200.00 - 1300.00	150.00 - 200.00	120.00 - 160.00
Jaffna	500.00 - 530.00	55.00 - 65.00	50.00 - 60.00	1100.00 - 1150.00	150.00 - 170.00	100.00 - 150.00
Bandarawela	-	-	-	-	-	-
Veyangoda	-	-	-	-	-	-

Locations	Leafy Vegetables (Rs/bundle)			Coconut (Rs/nut)	
	Mukunuwenna	Kankun	Gotukola	Large	Small
Colombo	25.00 - 30.00	25.00 - 30.00	160.00 - 220.00	95.00 - 100.00	80.00 - 90.00
Meegoda (DEC)	60.00 - 70.00	60.00 - 70.00	200.00 - 240.00	105.00 - 110.00	80.00 - 90.00
Norochhole (DEC)	50.00 - 60.00	50.00 - 60.00	120.00 - 130.00	95.00 - 105.00	75.00 - 85.00
Nuwara Eliya	-	-	-	-	-
Dambulla (DEC)	25.00 - 30.00	25.00 - 30.00	120.00 - 130.00	80.00 - 85.00	65.00 - 70.00
Kandy	40.00 - 45.00	45.00 - 50.00	200.00 - 220.00	95.00 - 100.00	70.00 - 80.00
Hambantota	40.00 - 50.00	40.00 - 50.00	210.00 - 240.00	-	-
Thambuthhegama (DEC)	-	-	-	-	-
Tissamaharama	20.00 - 30.00	20.00 - 30.00	150.00 - 180.00	90.00 - 110.00	60.00 - 80.00
Jaffna	65.00 - 70.00	40.00 - 45.00	120.00 - 125.00	80.00 - 88.00	50.00 - 55.00
Bandarawela	-	-	-	-	-
Veyangoda	-	-	-	-	-

Colombo, Meegoda, Norochhole, Jaffna, Dambulla and Kandy - Gotukola Price Rs/Kg

Table 07: Selected Markets: Retail Price of Vegetables (Rs/kg)

Week 20: 10 - 16 May 2024

LOCATIONS	Up Country Varieties																									
	Butter Beans		Green Beans		Carrot		Leeks		Beetroot		Knol Khol		Raddish		Cabbage		Tomato									
Colombo	-		460.00	-	800.00	700.00	-	1000.00	380.00	-	700.00	550.00	-	900.00	350.00	-	600.00	220.00	-	400.00	550.00	-	800.00	480.00	-	1000.00
Gampaha	-		-	-	-	-	-	-	-	-	-	-	-	-	-	-	-	-	-	-	-	-	-	-	-	-
Kurunegala	-		340.00	-	360.00	300.00	-	360.00	280.00	-	320.00	420.00	-	480.00	300.00	-	340.00	200.00	-	240.00	280.00	-	320.00	180.00	-	220.00
Nikaweratiya	-		320.00	-	400.00	280.00	-	400.00	280.00	-	400.00	480.00	-	480.00	-	-	-	320.00	-	320.00	200.00	-	240.00	160.00	-	240.00
Dambulla	-		300.00	-	320.00	240.00	-	260.00	280.00	-	300.00	380.00	-	460.00	300.00	-	320.00	200.00	-	240.00	200.00	-	240.00	140.00	-	160.00
Anuradhapura	-		320.00	-	400.00	280.00	-	320.00	320.00	-	400.00	320.00	-	400.00	180.00	-	200.00	200.00	-	240.00	200.00	-	240.00	160.00	-	200.00
Thambuththegama	-		-	-	-	-	-	-	-	-	-	-	-	-	-	-	-	-	-	-	-	-	-	-	-	-
Polonnaruwa	-		360.00	-	420.00	280.00	-	310.00	280.00	-	330.00	300.00	-	320.00	220.00	-	260.00	150.00	-	160.00	250.00	-	280.00	120.00	-	160.00
Kaluthara	-		360.00	-	380.00	180.00	-	220.00	320.00	-	360.00	440.00	-	460.00	320.00	-	340.00	200.00	-	220.00	200.00	-	220.00	140.00	-	150.00
Badulla	-		240.00	-	320.00	160.00	-	200.00	-	-	-	-	-	-	-	-	-	160.00	-	200.00	60.00	-	80.00	60.00	-	80.00
Keppetipola	-		250.00	-	260.00	140.00	-	160.00	240.00	-	260.00	260.00	-	280.00	200.00	-	220.00	110.00	-	120.00	120.00	-	130.00	90.00	-	100.00
Moneragala	-		320.00	-	400.00	280.00	-	320.00	320.00	-	400.00	320.00	-	400.00	160.00	-	180.00	180.00	-	200.00	200.00	-	260.00	120.00	-	160.00
Kegalle	-		320.00	-	360.00	280.00	-	320.00	320.00	-	360.00	380.00	-	500.00	280.00	-	320.00	240.00	-	280.00	200.00	-	240.00	200.00	-	240.00
Ampara	-		300.00	-	320.00	280.00	-	280.00	320.00	-	360.00	440.00	-	440.00	-	-	-	140.00	-	180.00	240.00	-	240.00	140.00	-	140.00
Dehiattakandiya	-		320.00	-	360.00	260.00	-	320.00	300.00	-	360.00	320.00	-	360.00	240.00	-	240.00	160.00	-	240.00	220.00	-	280.00	140.00	-	160.00
Nuwaraeliya	-		280.00	-	300.00	200.00	-	220.00	260.00	-	280.00	280.00	-	300.00	240.00	-	260.00	170.00	-	180.00	160.00	-	180.00	150.00	-	160.00
Kandy	-		300.00	-	320.00	160.00	-	200.00	300.00	-	320.00	400.00	-	450.00	200.00	-	240.00	120.00	-	140.00	120.00	-	140.00	100.00	-	120.00
Puttalam	-		320.00	-	360.00	280.00	-	320.00	320.00	-	400.00	440.00	-	520.00	-	-	-	160.00	-	200.00	300.00	-	360.00	220.00	-	260.00
Hambantota	-		240.00	-	300.00	240.00	-	250.00	300.00	-	380.00	360.00	-	420.00	220.00	-	280.00	120.00	-	160.00	160.00	-	240.00	120.00	-	130.00
Rathnapura	-		240.00	-	280.00	240.00	-	320.00	280.00	-	320.00	320.00	-	360.00	200.00	-	240.00	120.00	-	130.00	180.00	-	200.00	120.00	-	140.00
Matara	-		280.00	-	320.00	240.00	-	260.00	320.00	-	360.00	320.00	-	400.00	240.00	-	280.00	200.00	-	240.00	240.00	-	250.00	120.00	-	140.00
Galle	-		250.00	-	320.00	180.00	-	260.00	280.00	-	360.00	360.00	-	400.00	-	-	-	200.00	-	220.00	80.00	-	100.00	80.00	-	100.00
Tissamaharama	-		280.00	-	320.00	200.00	-	240.00	280.00	-	320.00	420.00	-	480.00	220.00	-	280.00	200.00	-	220.00	200.00	-	240.00	120.00	-	140.00
Meegoda (DEC)	-		280.00	-	360.00	200.00	-	240.00	320.00	-	320.00	360.00	-	480.00	250.00	-	400.00	200.00	-	240.00	200.00	-	280.00	200.00	-	240.00
Embilipitiya	-		300.00	-	400.00	300.00	-	360.00	280.00	-	400.00	400.00	-	480.00	240.00	-	320.00	180.00	-	240.00	150.00	-	240.00	180.00	-	240.00
Jaffna	-		350.00	-	380.00	200.00	-	250.00	300.00	-	340.00	350.00	-	380.00	-	-	-	150.00	-	160.00	180.00	-	200.00	150.00	-	180.00
Vavuniya	-		500.00	-	600.00	250.00	-	300.00	300.00	-	350.00	300.00	-	350.00	-	-	-	240.00	-	260.00	200.00	-	250.00	200.00	-	240.00
Mannar	-		-	-	-	-	-	-	-	-	-	-	-	-	-	-	-	-	-	-	-	-	-	-	-	-
Killinochchi	-		460.00	-	500.00	460.00	-	500.00	380.00	-	420.00	380.00	-	420.00	-	-	-	240.00	-	260.00	280.00	-	320.00	230.00	-	250.00
Mullaittivu	-		400.00	-	450.00	300.00	-	350.00	380.00	-	400.00	350.00	-	380.00	-	-	-	200.00	-	220.00	200.00	-	220.00	150.00	-	160.00
Batticaloa	-		320.00	-	340.00	240.00	-	260.00	280.00	-	320.00	300.00	-	330.00	240.00	-	250.00	180.00	-	210.00	280.00	-	320.00	200.00	-	230.00
Trincomalee	-		480.00	-	520.00	380.00	-	420.00	340.00	-	360.00	380.00	-	400.00	-	-	-	220.00	-	240.00	290.00	-	320.00	200.00	-	230.00
Hanguranketha	-		250.00	-	280.00	160.00	-	190.00	240.00	-	280.00	330.00	-	360.00	200.00	-	220.00	100.00	-	120.00	120.00	-	150.00	90.00	-	120.00
Veyangoda	-		-	-	-	-	-	-	-	-	-	-	-	-	-	-	-	-	-	-	-	-	-	-	-	-
Galenbindunuwewa	-		320.00	-	400.00	240.00	-	280.00	320.00	-	400.00	320.00	-	360.00	160.00	-	240.00	160.00	-	240.00	160.00	-	200.00	120.00	-	160.00
Bandarawela	-		-	-	-	-	-	-	-	-	-	-	-	-	-	-	-	-	-	-	-	-	-	-	-	-
Matale	-		-	-	-	-	-	-	-	-	-	-	-	-	-	-	-	-	-	-	-	-	-	-	-	-

Table 07 (Contd.)

LOCATIONS	Low Country Varieties																			
	Ladies Fingers		Brinjal		Capsicum		Pumpkin		Cucumber		Bitter Gourd		Snake Gourd		Drumstick		Luffa		Long Beans	
Colombo	250.00 -	420.00	500.00 -	900.00	650.00 -	1000.00	180.00 -	340.00	140.00 -	320.00	350.00 -	700.00	250.00 -	480.00	-	-	300.00 -	600.00	240.00 -	520.00
Gampaha	-	-	-	-	-	-	-	-	-	-	-	-	-	-	-	-	-	-	-	-
Kurunegala	220.00 -	240.00	280.00 -	320.00	400.00 -	500.00	200.00 -	260.00	180.00 -	220.00	340.00 -	400.00	280.00 -	340.00	360.00 -	400.00	280.00 -	340.00	260.00 -	320.00
Nikaweratiya	160.00 -	240.00	240.00 -	320.00	320.00 -	400.00	120.00 -	160.00	160.00 -	240.00	320.00 -	320.00	200.00 -	240.00	-	-	240.00 -	320.00	240.00 -	240.00
Dambulla	200.00 -	240.00	300.00 -	320.00	300.00 -	320.00	140.00 -	160.00	200.00 -	240.00	300.00 -	320.00	200.00 -	240.00	360.00 -	400.00	360.00 -	380.00	200.00 -	240.00
Anuradhapura	200.00 -	240.00	240.00 -	320.00	320.00 -	400.00	140.00 -	160.00	200.00 -	240.00	320.00 -	400.00	200.00 -	240.00	-	-	240.00 -	320.00	280.00 -	320.00
Thambuthhegama	-	-	-	-	-	-	-	-	-	-	-	-	-	-	-	-	-	-	-	-
Polonnaruwa	220.00 -	240.00	250.00 -	280.00	360.00 -	400.00	140.00 -	160.00	210.00 -	240.00	300.00 -	360.00	250.00 -	300.00	300.00 -	350.00	320.00 -	360.00	280.00 -	320.00
Kaluthara	200.00 -	220.00	320.00 -	340.00	300.00 -	320.00	130.00 -	150.00	240.00 -	260.00	360.00 -	380.00	250.00 -	270.00	-	-	320.00 -	360.00	280.00 -	320.00
Badulla	200.00 -	200.00	160.00 -	240.00	280.00 -	400.00	200.00 -	240.00	180.00 -	240.00	240.00 -	320.00	240.00 -	320.00	600.00 -	600.00	240.00 -	320.00	160.00 -	240.00
Keppetipola	190.00 -	200.00	160.00 -	180.00	200.00 -	220.00	100.00 -	120.00	170.00 -	180.00	240.00 -	260.00	240.00 -	260.00	-	-	240.00 -	260.00	200.00 -	220.00
Moneragala	200.00 -	240.00	200.00 -	260.00	320.00 -	400.00	140.00 -	200.00	200.00 -	240.00	360.00 -	400.00	200.00 -	240.00	-	-	240.00 -	320.00	260.00 -	320.00
Kegalle	240.00 -	280.00	280.00 -	320.00	320.00 -	360.00	140.00 -	180.00	200.00 -	240.00	240.00 -	280.00	240.00 -	280.00	440.00 -	480.00	280.00 -	320.00	240.00 -	280.00
Ampara	180.00 -	200.00	280.00 -	300.00	300.00 -	360.00	140.00 -	160.00	220.00 -	280.00	300.00 -	300.00	240.00 -	240.00	-	-	240.00 -	240.00	240.00 -	240.00
Dehiattakandiya	240.00 -	300.00	200.00 -	300.00	320.00 -	360.00	140.00 -	160.00	220.00 -	260.00	300.00 -	360.00	220.00 -	240.00	300.00 -	400.00	300.00 -	400.00	280.00 -	320.00
Nuwaraeliya	220.00 -	240.00	240.00 -	250.00	250.00 -	260.00	140.00 -	160.00	240.00 -	250.00	300.00 -	320.00	280.00 -	300.00	-	-	260.00 -	280.00	240.00 -	260.00
Kandy	200.00 -	240.00	180.00 -	200.00	300.00 -	320.00	100.00 -	120.00	200.00 -	240.00	260.00 -	280.00	200.00 -	240.00	500.00 -	550.00	300.00 -	320.00	260.00 -	280.00
Puttalam	180.00 -	240.00	280.00 -	360.00	400.00 -	480.00	180.00 -	220.00	200.00 -	240.00	360.00 -	440.00	220.00 -	280.00	400.00 -	480.00	300.00 -	320.00	240.00 -	280.00
Rathnapura	160.00 -	180.00	180.00 -	240.00	300.00 -	320.00	160.00 -	180.00	160.00 -	200.00	280.00 -	380.00	200.00 -	260.00	350.00 -	400.00	280.00 -	320.00	200.00 -	240.00
Hambantota	200.00 -	240.00	240.00 -	300.00	280.00 -	360.00	120.00 -	160.00	200.00 -	240.00	320.00 -	360.00	250.00 -	320.00	-	-	240.00 -	320.00	200.00 -	230.00
Matara	220.00 -	240.00	240.00 -	300.00	280.00 -	400.00	100.00 -	120.00	200.00 -	260.00	320.00 -	360.00	240.00 -	300.00	-	-	260.00 -	320.00	260.00 -	320.00
Galle	160.00 -	200.00	200.00 -	260.00	250.00 -	300.00	90.00 -	120.00	160.00 -	180.00	240.00 -	320.00	220.00 -	300.00	-	-	280.00 -	320.00	240.00 -	260.00
Tissamaharama	160.00 -	180.00	220.00 -	280.00	280.00 -	320.00	100.00 -	120.00	150.00 -	180.00	280.00 -	360.00	200.00 -	260.00	-	-	280.00 -	300.00	200.00 -	220.00
Meegoda (DEC)	200.00 -	300.00	250.00 -	360.00	250.00 -	320.00	100.00 -	140.00	240.00 -	280.00	320.00 -	480.00	280.00 -	400.00	-	-	270.00 -	400.00	240.00 -	300.00
Embilipitiya	200.00 -	240.00	240.00 -	320.00	200.00 -	320.00	100.00 -	180.00	160.00 -	240.00	300.00 -	480.00	240.00 -	280.00	-	-	280.00 -	320.00	280.00 -	320.00
Jaffna	250.00 -	280.00	160.00 -	180.00	250.00 -	270.00	80.00 -	100.00	180.00 -	200.00	400.00 -	450.00	160.00 -	180.00	600.00 -	650.00	-	-	550.00 -	600.00
Vavuniya	200.00 -	220.00	170.00 -	200.00	300.00 -	350.00	140.00 -	160.00	160.00 -	200.00	400.00 -	450.00	200.00 -	240.00	600.00 -	650.00	240.00 -	260.00	300.00 -	330.00
Mannar	-	-	-	-	-	-	-	-	-	-	-	-	-	-	-	-	-	-	-	-
Killinochchi	270.00 -	300.00	230.00 -	250.00	400.00 -	440.00	180.00 -	220.00	200.00 -	230.00	470.00 -	500.00	230.00 -	250.00	800.00 -	850.00	-	-	500.00 -	540.00
Mullaittivu	200.00 -	240.00	240.00 -	280.00	-	-	200.00 -	200.00	-	-	400.00 -	450.00	250.00 -	280.00	-	-	-	-	400.00 -	440.00
Batticaloa	240.00 -	260.00	240.00 -	250.00	300.00 -	320.00	160.00 -	200.00	180.00 -	200.00	320.00 -	340.00	240.00 -	250.00	400.00 -	440.00	200.00 -	220.00	240.00 -	260.00
Trincomalee	250.00 -	280.00	220.00 -	240.00	340.00 -	370.00	200.00 -	220.00	190.00 -	220.00	350.00 -	380.00	220.00 -	240.00	500.00 -	550.00	220.00 -	240.00	280.00 -	300.00
Hanguranketha	150.00	180.00	180.00	220.00	200.00	250.00	90.00	120.00	180.00	220.00	260.00	280.00	200.00	230.00	400.00	420.00	270.00	300.00	160.00	200.00
Veyangoda	-	-	-	-	-	-	-	-	-	-	-	-	-	-	-	-	-	-	-	-
Galenbindunuwewa	200.00 -	240.00	240.00 -	320.00	320.00 -	400.00	140.00 -	160.00	160.00 -	200.00	320.00 -	400.00	160.00 -	240.00	-	-	280.00 -	360.00	240.00 -	260.00
Bandarawela	-	-	-	-	-	-	-	-	-	-	-	-	-	-	-	-	-	-	-	-
Matale	-	-	-	-	-	-	-	-	-	-	-	-	-	-	-	-	-	-	-	-

Table 07 (Contd.)

LOCATIONS	Low Country Varieties					Leafy Vegetable			Coconut (Rs/nut)	
	Ash Plantain	Green Chillies	Lime	Sweet Potato	Manioc	Mukunuwenna	Kankun	Gotukola	Large	Small
Colombo	320.00 - 500.00	1200.00 - 2400.00	300.00 - 1000.00	150.00 - 320.00	150.00 - 240.00	60.00 - 100.00	60.00 - 100.00	100.00 - 120.00	105.00 - 120.00	85.00 - 100.00
Gampaha	-	-	-	-	-	-	-	-	-	-
Kurunegala	260.00 - 320.00	350.00 - 500.00	1400.00 - 1600.00	220.00 - 260.00	180.00 - 220.00	50.00 - 50.00	50.00 - 50.00	30.00 - 40.00	100.00 - 110.00	90.00 - 90.00
Nikaweratiya	200.00 - 240.00	200.00 - 320.00	1800.00 - 1800.00	200.00 - 240.00	150.00 - 160.00	50.00 - 50.00	50.00 - 50.00	60.00 - 60.00	80.00 - 90.00	70.00 - 75.00
Dambulla	200.00 - 240.00	200.00 - 300.00	1500.00 - 1600.00	240.00 - 260.00	200.00 - 220.00	50.00 - 60.00	50.00 - 60.00	50.00 - 60.00	100.00 - 120.00	80.00 - 85.00
Anuradhapura	200.00 - 220.00	200.00 - 300.00	1500.00 - 1800.00	240.00 - 320.00	200.00 - 240.00	50.00 - 60.00	50.00 - 60.00	50.00 - 60.00	100.00 - 120.00	70.00 - 90.00
Thambuththegama	-	-	-	-	-	-	-	-	-	-
Polonnaruwa	240.00 - 260.00	280.00 - 320.00	1500.00 - 1650.00	260.00 - 300.00	240.00 - 260.00	50.00 - 60.00	50.00 - 50.00	50.00 - 50.00	90.00 - 120.00	75.00 - 85.00
Kaluthara	180.00 - 220.00	300.00 - 340.00	1600.00 - 1700.00	240.00 - 260.00	180.00 - 220.00	70.00 - 80.00	70.00 - 80.00	90.00 - 110.00	110.00 - 120.00	85.00 - 100.00
Badulla	240.00 - 240.00	300.00 - 400.00	1600.00 - 2000.00	320.00 - 320.00	160.00 - 160.00	80.00 - 80.00	80.00 - 80.00	80.00 - 100.00	110.00 - 120.00	80.00 - 100.00
Keppetipola	170.00 - 190.00	200.00 - 220.00	1600.00 - 1700.00	220.00 - 240.00	160.00 - 180.00	30.00 - 35.00	30.00 - 35.00	25.00 - 30.00	108.00 - 112.00	90.00 - 95.00
Moneragala	120.00 - 140.00	200.00 - 280.00	1600.00 - 1700.00	280.00 - 300.00	100.00 - 120.00	50.00 - 60.00	50.00 - 60.00	60.00 - 70.00	100.00 - 110.00	60.00 - 80.00
Kegalle	280.00 - 320.00	260.00 - 320.00	1700.00 - 1800.00	240.00 - 280.00	180.00 - 200.00	70.00 - 80.00	70.00 - 80.00	40.00 - 50.00	110.00 - 120.00	90.00 - 100.00
Ampara	200.00 - 240.00	300.00 - 350.00	-	280.00 - 300.00	140.00 - 140.00	50.00 - 60.00	50.00 - 60.00	60.00 - 60.00	110.00 - 110.00	100.00 - 100.00
Dehiattakandiya	200.00 - 240.00	400.00 - 400.00	1200.00 - 1300.00	200.00 - 240.00	150.00 - 180.00	50.00 - 70.00	50.00 - 70.00	50.00 - 70.00	95.00 - 120.00	75.00 - 90.00
Nuwaraeliya	240.00 - 250.00	240.00 - 260.00	1650.00 - 1750.00	250.00 - 260.00	220.00 - 230.00	35.00 - 40.00	35.00 - 40.00	25.00 - 30.00	110.00 - 112.00	90.00 - 95.00
Kandy	200.00 - 240.00	320.00 - 400.00	2200.00 - 2400.00	180.00 - 200.00	160.00 - 180.00	50.00 - 60.00	50.00 - 60.00	40.00 - 50.00	110.00 - 120.00	80.00 - 85.00
Puttalam	220.00 - 280.00	280.00 - 320.00	1500.00 - 1800.00	300.00 - 320.00	180.00 - 220.00	70.00 - 70.00	70.00 - 70.00	40.00 - 40.00	100.00 - 105.00	80.00 - 90.00
Rathnapura	160.00 - 200.00	320.00 - 350.00	1500.00 - 1800.00	200.00 - 240.00	150.00 - 180.00	80.00 - 80.00	80.00 - 80.00	100.00 - 100.00	110.00 - 130.00	80.00 - 90.00
Hambanthota	200.00 - 240.00	200.00 - 300.00	1500.00 - 1800.00	200.00 - 240.00	160.00 - 240.00	50.00 - 60.00	50.00 - 60.00	80.00 - 90.00	110.00 - 130.00	70.00 - 90.00
Matara	200.00 - 220.00	200.00 - 260.00	1800.00 - 2000.00	200.00 - 240.00	200.00 - 240.00	50.00 - 60.00	50.00 - 60.00	80.00 - 100.00	120.00 - 130.00	90.00 - 100.00
Galle	140.00 - 160.00	200.00 - 250.00	1400.00 - 1500.00	240.00 - 280.00	160.00 - 180.00	50.00 - 60.00	50.00 - 60.00	80.00 - 100.00	120.00 - 130.00	85.00 - 95.00
Tissamaharama	100.00 - 120.00	160.00 - 200.00	1400.00 - 1500.00	200.00 - 260.00	180.00 - 240.00	30.00 - 40.00	30.00 - 40.00	70.00 - 80.00	100.00 - 120.00	70.00 - 90.00
Meegoda (DEC)	240.00 - 300.00	200.00 - 300.00	1400.00 - 2000.00	200.00 - 320.00	150.00 - 180.00	80.00 - 100.00	80.00 - 100.00	100.00 - 100.00	110.00 - 130.00	90.00 - 100.00
Embilipitiya	150.00 - 200.00	240.00 - 320.00	1400.00 - 1500.00	200.00 - 280.00	160.00 - 200.00	50.00 - 70.00	50.00 - 60.00	80.00 - 100.00	120.00 - 130.00	80.00 - 110.00
Jaffna	80.00 - 110.00	80.00 - 100.00	1200.00 - 1300.00	200.00 - 250.00	180.00 - 200.00	80.00 - 90.00	50.00 - 60.00	50.00 - 55.00	100.00 - 120.00	60.00 - 65.00
Vavuniya	200.00 - 250.00	150.00 - 180.00	1500.00 - 1600.00	240.00 - 260.00	200.00 - 220.00	60.00 - 70.00	60.00 - 70.00	60.00 - 70.00	90.00 - 100.00	70.00 - 85.00
Mannar	-	-	-	-	-	-	-	-	-	-
Killinochchi	230.00 - 250.00	230.00 - 250.00	1800.00 - 1900.00	280.00 - 300.00	200.00 - 240.00	50.00 - 60.00	45.00 - 50.00	45.00 - 50.00	90.00 - 100.00	50.00 - 60.00
Mullaittivu	150.00 - 180.00	180.00 - 200.00	1200.00 - 1300.00	220.00 - 250.00	180.00 - 200.00	60.00 - 70.00	50.00 - 70.00	60.00 - 70.00	70.00 - 80.00	60.00 - 65.00
Batticaloa	280.00 - 300.00	200.00 - 240.00	1450.00 - 1600.00	240.00 - 260.00	180.00 - 200.00	90.00 - 100.00	70.00 - 80.00	50.00 - 50.00	100.00 - 100.00	50.00 - 60.00
Trincomalee	280.00 300.00	160.00 200.00	1400.00 1500.00	220.00 240.00	180.00 195.00	65.00 70.00	55.00 60.00	50.00 55.00	120.00 130.00	70.00 75.00
Hanguranketha	240.00 - 280.00	200.00 - 300.00	1500.00 - 1500.00	200.00 - 220.00	150.00 - 180.00	40.00 - 60.00	40.00 - 50.00	40.00 - 50.00	90.00 - 110.00	75.00 - 85.00
Veyangoda	-	-	-	-	-	-	-	-	-	-
Galenbindunuwewa	-	200.00 - 300.00	1000.00 - 1200.00	200.00 - 240.00	140.00 - 160.00	50.00 - 60.00	50.00 - 60.00	50.00 - 60.00	100.00 - 120.00	70.00 - 80.00
Bandarawela	-	-	-	-	-	-	-	-	-	-
Matale	-	-	-	-	-	-	-	-	-	-

Table 08 (Contd.)

LOCATIONS	Mango				Other Fruits							
	Vilad		Kohu		Papaw (Rs/kg)	Passion	Wood Apple	Orange	Avocado	Slime Apple	Grapes (Rs/kg)	King Coconut
Colombo	-	-	-	-	180.00 - 350.00	65.00 - 100.00	40.00 - 120.00	180.00 - 250.00	260.00 - 300.00	50.00 - 120.00	1500.00 - 2500.00	100.00 - 150.00
Gampaha	-	-	-	-	-	-	-	-	-	-	-	-
Kurunegala	80.00 - 80.00	60.00 - 60.00	-	-	120.00 - 150.00	-	120.00 - 150.00	80.00 - 100.00	140.00 - 150.00	80.00 - 100.00	2500.00 - 2500.00	180.00 - 200.00
Nikaweratiya	-	-	-	-	150.00 - 160.00	-	-	60.00 - 70.00	100.00 - 130.00	50.00 - 70.00	2300.00 - 2500.00	100.00 - 120.00
Dambulla	-	20.00 - 25.00	-	-	150.00 - 180.00	30.00 - 40.00	60.00 - 80.00	60.00 - 80.00	150.00 - 180.00	50.00 - 80.00	2700.00 - 2800.00	150.00 - 200.00
Anuradhapura	50.00 - 70.00	-	-	-	100.00 - 200.00	-	100.00 - 120.00	80.00 - 100.00	120.00 - 160.00	60.00 - 70.00	2300.00 - 3000.00	200.00 - 250.00
Thambuththegama	-	-	-	-	-	-	-	-	-	-	-	-
Polonnaruwa	-	-	-	-	260.00 - 280.00	-	-	-	100.00 - 160.00	50.00 - 60.00	2500.00 - 3000.00	160.00 - 200.00
Kaluthara	-	-	-	-	150.00 - 180.00	70.00 - 80.00	180.00 - 190.00	100.00 - 110.00	-	-	2400.00 - 2500.00	150.00 - 160.00
Badulla	50.00 - 50.00	20.00 - 20.00	-	-	130.00 - 180.00	60.00 - 70.00	80.00 - 100.00	40.00 - 50.00	-	40.00 - 50.00	2400.00 - 2600.00	160.00 - 200.00
Keppetipola	60.00 - 70.00	20.00 - 30.00	-	-	180.00 - 200.00	-	140.00 - 150.00	100.00 - 110.00	100.00 - 120.00	-	2500.00 - 2600.00	140.00 - 150.00
Moneragala	-	20.00 - 30.00	-	-	130.00 - 150.00	-	-	80.00 - 100.00	-	60.00 - 70.00	2500.00 - 2600.00	100.00 - 120.00
Kegalle	-	-	-	-	140.00 - 160.00	-	80.00 - 100.00	80.00 - 100.00	80.00 - 120.00	30.00 - 50.00	2500.00 - 2600.00	140.00 - 160.00
Ampara	70.00 - 87.00	-	-	-	180.00 - 180.00	-	-	50.00 - 50.00	116.00 - 137.00	100.00 - 120.00	2500.00 - 2500.00	-
Dehiattakandiya	60.00 - 60.00	-	-	-	160.00 - 200.00	-	-	80.00 - 80.00	100.00 - 150.00	50.00 - 50.00	2500.00 - 3000.00	120.00 - 150.00
Nuwaraeliya	70.00 - 80.00	25.00 - 30.00	-	-	200.00 - 220.00	80.00 - 90.00	140.00 - 150.00	110.00 - 120.00	110.00 - 120.00	120.00 - 150.00	2600.00 - 2650.00	150.00 - 170.00
Kandy	50.00 - 60.00	20.00 - 25.00	-	-	110.00 - 120.00	50.00 - 60.00	90.00 - 100.00	60.00 - 70.00	90.00 - 120.00	50.00 - 60.00	2000.00 - 2500.00	160.00 - 170.00
Puttalam	-	-	-	-	150.00 - 180.00	-	-	60.00 - 65.00	-	-	-	140.00 - 150.00
Hambantota	40.00 - 50.00	-	-	-	140.00 - 170.00	-	-	60.00 - 80.00	80.00 - 90.00	40.00 - 50.00	2200.00 - 2500.00	130.00 - 150.00
Rathnapura	40.00 - 60.00	30.00 - 40.00	-	-	180.00 - 250.00	-	80.00 - 130.00	60.00 - 80.00	-	90.00 - 120.00	2700.00 - 2800.00	120.00 - 150.00
Matara	-	-	-	-	130.00 - 140.00	62.00 - 66.00	140.00 - 160.00	50.00 - 70.00	120.00 - 130.00	40.00 - 55.00	2300.00 - 2500.00	150.00 - 160.00
Galle	-	-	-	-	180.00 - 200.00	100.00 - 120.00	90.00 - 100.00	100.00 - 130.00	120.00 - 150.00	80.00 - 100.00	2500.00 - 2800.00	130.00 - 150.00
Tissamaharama	40.00 - 50.00	12.00 - 20.00	-	-	100.00 - 140.00	60.00 - 68.00	62.00 - 70.00	80.00 - 100.00	100.00 - 125.00	32.00 - 40.00	2300.00 - 2500.00	150.00 - 160.00
Meegoda (DEC)	36.00 - 40.00	-	-	-	150.00 - 180.00	-	-	70.00 - 80.00	100.00 - 135.00	50.00 - 70.00	2000.00 - 2400.00	130.00 - 150.00
Embilipitiya	50.00 - 70.00	20.00 - 30.00	-	-	130.00 - 160.00	35.00 - 50.00	130.00 - 150.00	70.00 - 90.00	80.00 - 120.00	15.00 - 20.00	2330.00 - 2500.00	140.00 - 150.00
Jaffna	40.00 - 55.00	-	-	-	130.00 - 150.00	130.00 - 150.00	100.00 - 120.00	45.00 - 55.00	180.00 - 220.00	-	2750.00 - 2900.00	150.00 - 170.00
Vavuniya	-	-	-	-	120.00 - 140.00	70.00 - 80.00	70.00 - 75.00	-	-	-	2300.00 - 2400.00	200.00 - 250.00
Mannar	-	-	-	-	-	-	-	-	-	-	-	-
Killinochchi	40.00 - 50.00	-	-	-	120.00 - 140.00	-	150.00 - 160.00	-	-	-	2400.00 - 2500.00	200.00 - 220.00
Mullaittivu	80.00 - 90.00	-	-	-	150.00 - 160.00	-	70.00 - 75.00	-	-	-	-	240.00 - 250.00
Batticaloa	-	-	-	-	160.00 - 180.00	75.00 - 80.00	140.00 - 150.00	75.00 - 85.00	75.00 - 80.00	-	2400.00 - 2500.00	180.00 - 200.00
Trincomalee	65.00 - 70.00	40.00 - 42.00	-	-	160.00 - 180.00	100.00 - 104.00	62.00 - 65.00	84.00 - 90.00	108.00 - 110.00	-	2400.00 - 2500.00	190.00 - 250.00
Veyangoda	-	-	-	-	-	-	-	-	-	-	-	-
Galenbindunuwewa	-	-	-	-	100.00 - 150.00	-	-	-	80.00 - 120.00	-	2500.00 - 2800.00	120.00 - 150.00
Bandarawela	-	-	-	-	-	-	-	-	-	-	-	-
Matale	-	-	-	-	-	-	-	-	-	-	-	-

Table 09: Selected Markets: Wholesale Price of Fresh Fish & Eggs (Rs/kg & Rs/egg)

Week 20: 10 - 16 May 2024

Locations	Sea Fish					
	Salaya	Hurulla	Balaya	Kelawalla	Thora	Paraw
Colombo	300.00 – 550.00	700.00 – 900.00	800.00 – 1000.00	1300.00 – 1650.00	1900.00 – 2400.00	1200.00 – 1400.00
Kandy	480.00 – 500.00	820.00 – 850.00	950.00 – 1050.00	1300.00 – 1500.00	2200.00 – 2300.00	1300.00 – 1400.00
Kaluthara	620.00 – 640.00	940.00 – 960.00	1200.00 – 1280.00	1600.00 – 1700.00	-	-
Puttalam	400.00 – 550.00	600.00 – 700.00	640.00 – 700.00	1740.00 – 1850.00	2450.00 – 2800.00	1250.00 – 1350.00
Matara	450.00 – 500.00	-	1000.00 – 1200.00	1500.00 – 1600.00	-	-
Hambantota	350.00 – 400.00	-	800.00 – 850.00	1000.00 – 1100.00	-	-
Galle	-	-	900.00 – 1000.00	1000.00 – 1300.00	1800.00 – 2200.00	1000.00 – 1200.00
Batticaloa	400.00 – 500.00	1000.00 – 1100.00	1200.00 – 1300.00	1400.00 – 1500.00	1900.00 – 2000.00	1200.00 – 1300.00
Trincomalee	460.00 – 500.00	880.00 – 940.00	1180.00 – 1220.00	1840.00 – 1880.00	2050.00 – 2140.00	1660.00 – 1720.00
Mannar	-	-	-	-	-	-

Locations	Sea Fish				Eggs	
	Mora	Shrimps	Thalapath	Teppeli	Brown	White
Colombo	1100.00 – 1250.00	1600.00 – 1900.00	1700.00 – 2200.00	-	48.00 – 50.00	45.00 – 47.00
Kandy	1300.00 – 1400.00	1800.00 – 1900.00	1900.00 – 2000.00	-	48.00 – 50.00	45.00 – 47.00
Kaluthara	-	-	1900.00 – 2000.00	-	-	-
Puttalam	1700.00 – 1850.00	1000.00 – 1800.00	2450.00 – 2800.00	-	48.00 – 50.00	47.00 – 48.00
Matara	-	1700.00 – 1800.00	-	-	-	40.00 – 42.00
Hambantota	-	-	-	-	-	43.00 – 46.00
Galle	-	-	-	-	46.00 – 47.00	44.00 – 46.00
Batticaloa	1000.00 – 1150.00	1400.00 – 1500.00	1600.00 – 1700.00	-	48.00 – 48.00	48.00 – 48.00
Trincomalee	1780.00 – 1850.00	1050.00 – 1100.00	-	-	48.00 – 49.00	48.00 – 49.00
Mannar	-	-	-	-	-	-

Table 10: Selected Markets: Wholesale Price of Dried Fish (Rs/50kg)

Week 20: 10 - 16 May 2024

Locations	Local Dried Fish					
	Sprats	Kattawa	Thora	Mora	Balaya	Anguluwa
Colombo	62500 – 70000	-	-	85000 – 92500	35000 – 45000	-
Kandy	58000 – 62500	-	-	87500 – 92500	38000 – 45000	-
Batticaloa	40000 – 45000	87500 – 92500	-	90000 – 92500	50000 – 52500	50000 – 52500
Trincomalee	53500 – 54000	-	-	-	50800 – 51500	43500 – 44500
Mannar	-	-	-	-	-	-

Locations	Local Dried Fish			Imported Dried Fish		
	Maduwa	Koduwa	Salaya	Sprats	Kattawa	Thora
Colombo	65000 – 70000	-	17500 – 25000	37500 – 45000	60000 – 67500	-
Kandy	65000 – 67500	-	20000 – 22000	40000 – 45000	65000 – 70000	-
Batticaloa	40000 – 45000	-	35000 – 40000	48500 – 52500	-	-
Trincomalee	40800 – 41500	-	37400 – 38000	47800 – 48400	98400 – 98600	-
Mannar	-	-	-	-	-	-

Locations	Imported Dried Fish					
	Mora	Balaya	Anguluwa	Maduwa	Koduwa	Salaya
Colombo	-	-	67500 – 72500	-	-	-
Kandy	-	-	-	-	-	-
Batticaloa	-	-	-	-	-	-
Trincomalee	-	-	-	-	-	-
Mannar	-	-	-	-	-	-

Table 12: Selected Markets: Retail Price of Dried Fish (Rs/kg)

Week 20: 10 - 16 May 2024

LOCATIONS	Dried Fish													
	Sprats-Imported		Kattawa		Thora		Mora		Balaya		Anguluwa		Salaya	
Colombo	1200.00	1500.00	2000.00	2500.00	-	-	2000.00	2600.00	1600.00	1800.00	2200.00	2400.00	1000.00	1100.00
Gampaha	-	-	-	-	-	-	-	-	-	-	-	-	-	-
Kurunegala	1100.00	1300.00	1900.00	2000.00	2800.00	3000.00	2000.00	2200.00	1200.00	1400.00	1500.00	1500.00	900.00	1000.00
Nikaweratiya	1100.00	1200.00	2000.00	2000.00	-	-	2000.00	2200.00	1000.00	1400.00	1400.00	2400.00	800.00	800.00
Dambulla	900.00	950.00	2200.00	2400.00	-	-	2200.00	2300.00	1000.00	1200.00	1800.00	2000.00	-	-
Anuradhapura	1000.00	1200.00	2000.00	2400.00	-	-	2200.00	2400.00	1200.00	1600.00	2000.00	2200.00	800.00	1000.00
Thambuththegama	-	-	-	-	-	-	-	-	-	-	-	-	-	-
Polonnaruwa	1000.00	1250.00	1800.00	1800.00	-	-	2100.00	2200.00	1100.00	1200.00	1200.00	1300.00	-	-
Kaluthara	1100.00	1200.00	2000.00	2200.00	-	-	1900.00	2000.00	1300.00	1400.00	2100.00	2200.00	800.00	900.00
Badulla	1000.00	1200.00	2200.00	2200.00	-	-	2200.00	2400.00	1200.00	1200.00	2000.00	2000.00	-	-
Keppetipola	1250.00	1260.00	2350.00	2360.00	-	-	2340.00	2360.00	1320.00	1340.00	2150.00	2160.00	860.00	900.00
Moneragala	1000.00	1200.00	2000.00	2100.00	-	-	2000.00	2200.00	1200.00	1250.00	1800.00	2000.00	800.00	850.00
Kegalle	1150.00	1250.00	2000.00	2200.00	-	-	2000.00	2100.00	1200.00	1300.00	-	-	-	-
Ampara	900.00	1100.00	1800.00	2600.00	-	-	2000.00	2300.00	1300.00	1450.00	-	-	-	-
Dehiattakandiya	1000.00	1200.00	2000.00	2200.00	-	-	2000.00	2100.00	1400.00	1600.00	-	-	-	-
Nuwaraeliya	1240.00	1260.00	2360.00	2400.00	-	-	2250.00	2260.00	1350.00	1400.00	2160.00	2200.00	960.00	1000.00
Kandy	1000.00	1300.00	2000.00	2200.00	-	-	2200.00	2400.00	1400.00	1600.00	2000.00	2100.00	850.00	900.00
Puttalam	980.00	1200.00	2450.00	2900.00	2650.00	2850.00	2000.00	2250.00	1000.00	1500.00	1000.00	2350.00	750.00	900.00
Hambantota	1150.00	1200.00	1900.00	2100.00	-	-	-	-	1100.00	1300.00	2000.00	2100.00	-	-
Rathnapura	960.00	1120.00	2000.00	2400.00	-	-	2100.00	2120.00	1120.00	1200.00	2000.00	2100.00	750.00	800.00
Matara	1000.00	1200.00	1900.00	2000.00	-	-	1900.00	2000.00	1200.00	1400.00	1800.00	2000.00	-	-
Galle	1000.00	1200.00	1800.00	2200.00	-	-	2000.00	2400.00	1200.00	1400.00	1800.00	2000.00	900.00	900.00
Tissamaharama	950.00	1150.00	1800.00	2000.00	-	-	2000.00	2200.00	1000.00	1300.00	1600.00	1850.00	1100.00	1200.00
Meegoda	900.00	1200.00	1800.00	2200.00	-	-	2000.00	2300.00	1100.00	1400.00	2000.00	2600.00	1000.00	1000.00
Embilipitiya	1200.00	1350.00	2000.00	2200.00	-	-	2000.00	2300.00	1100.00	1500.00	2000.00	2300.00	900.00	1100.00
Jaffna	900.00	1000.00	1800.00	2000.00	3100.00	3250.00	2150.00	2300.00	1280.00	1350.00	1200.00	1300.00	-	-
Vavuniya	-	-	-	-	-	-	2000.00	2200.00	1100.00	1200.00	-	-	800.00	900.00
Mannar	-	-	-	-	-	-	-	-	-	-	-	-	-	-
Killinochchi	1000.00	1100.00	2400.00	2500.00	-	-	1950.00	2000.00	1500.00	1600.00	1000.00	1000.00	800.00	900.00
Mullaittivu	1100.00	1300.00	1100.00	2700.00	-	-	-	-	1000.00	1000.00	1000.00	1200.00	800.00	1000.00
Batticaloa	1000.00	1100.00	1900.00	2100.00	-	-	2000.00	2100.00	1200.00	1300.00	1200.00	1300.00	900.00	1000.00
Trincomalee	1220.00	1250.00	2340.00	2370.00	-	-	-	-	1180.00	1220.00	1140.00	1160.00	850.00	900.00
Veyangoda	-	-	-	-	-	-	-	-	-	-	-	-	-	-
Galenbindunuwewa	1000.00	1200.00	2200.00	2400.00	-	-	2200.00	2400.00	1200.00	1500.00	2000.00	2400.00	800.00	1000.00
Bandarawela	-	-	-	-	-	-	-	-	-	-	-	-	-	-
Matale	-	-	-	-	-	-	-	-	-	-	-	-	-	-

Table 13: Selected Markets: Retail Price of Meat (Rs/kg)

Week 20: 10 - 16 May 2024

LOCATIONS	Meat		Meat (Chicken)			Meat				
	Beef		Broiler	Curry	Mutton	Pork				
Colombo	2200.00	- 2500.00	1250.00	- 1410.00	1000.00	- 1400.00	3200.00	- 3400.00	1250.00	- 1300.00
Gampaha	-		-		-		-		-	
Kurunegala	2000.00	- 2100.00	1100.00	- 1200.00	-		3000.00	- 3200.00	1350.00	- 1350.00
Nikaweratiya	2200.00	- 2200.00	1100.00	- 1200.00	-		-		-	
Dambulla	-		1200.00	- 1250.00	-		-		1300.00	- 1400.00
Anuradhapura	2400.00	- 2400.00	1150.00	- 1250.00	1300.00	- 1300.00	3500.00	- 3600.00	1300.00	- 1500.00
Thambuththegama	-		-		-		-		-	
Polonnaruwa	1800.00	- 1800.00	1150.00	- 1200.00	1300.00	- 1350.00	3000.00	- 3000.00	1800.00	- 1800.00
Kaluthara	2400.00	- 2500.00	1200.00	- 1280.00	-		-		1380.00	- 1420.00
Badulla	2100.00	- 2100.00	1300.00	- 1350.00	1650.00	- 1700.00	2900.00	- 2900.00	1600.00	- 1600.00
Keppetipola	2100.00	- 2200.00	1200.00	- 1250.00	1320.00	- 1340.00	3000.00	- 3100.00	-	
Moneragala	2400.00	- 2400.00	1100.00	- 1300.00	1550.00	- 1600.00	3200.00	- 3400.00	1450.00	- 1500.00
Kegalle	2200.00	- 2200.00	1100.00	- 1290.00	-		3000.00	- 3000.00	1500.00	- 1700.00
Ampara	2200.00	- 2200.00	1050.00	- 1050.00	1200.00	- 1300.00	-		1500.00	- 1600.00
Dehiattakandiya	-		1100.00	- 1190.00	-		-		1340.00	- 1500.00
Nuwaraeliya	2250.00	- 2300.00	1240.00	- 1280.00	1350.00	- 1380.00	3200.00	- 3300.00	1400.00	- 1450.00
Kandy	2200.00	- 2200.00	1120.00	- 1160.00	1250.00	- 1275.00	3100.00	- 3200.00	1400.00	- 1450.00
Puttalam	2200.00	- 2300.00	1100.00	- 1250.00	-		3400.00	- 3400.00	-	
Hambantota	-		1100.00	- 1200.00	-		-		-	
Rathnapura	2400.00	- 2400.00	1100.00	- 1300.00	1200.00	- 1300.00	3200.00	- 3200.00	1300.00	- 1300.00
Matara	-		1180.00	- 1220.00	-		-		-	
Galle	2400.00	- 2400.00	1200.00	- 1280.00	1250.00	- 1300.00	3200.00	- 3300.00	-	
Tissamaharama	-		1200.00	- 1250.00	-		2800.00	- 2800.00	1400.00	- 1600.00
Meegoda	-		1150.00	- 1290.00	1200.00	- 1400.00	-		1250.00	- 1250.00
Embilipitiya	2150.00	- 2200.00	1000.00	- 1150.00	1250.00	- 1320.00	2900.00	- 3000.00	1450.00	- 1600.00
Jaffna	2000.00	- 2100.00	1450.00	- 1500.00	1500.00	- 1550.00	3450.00	- 3600.00	-	
Vavuniya	2000.00	- 2200.00	1400.00	- 1500.00	1500.00	- 1600.00	3000.00	- 3200.00	-	
Mannar	-		-		-		-		-	
Killinochchi	2000.00	- 2050.00	1300.00	- 1350.00	1800.00	- 1850.00	3300.00	- 3400.00	-	
Mullaittivu	1700.00	- 1750.00	1500.00	- 1600.00	-		-		-	
Batticaloa	1900.00	- 2000.00	1180.00	- 1200.00	1450.00	- 1500.00	3250.00	- 3300.00	-	
Trincomalee	2000.00	- 2100.00	1280.00	- 1320.00	1770.00	- 1800.00	3450.00	- 3550.00	-	
Veyangoda	-		-		-		-		-	
Galenbindunuwewa	2000.00	- 2200.00	1050.00	- 1100.00	-		-		1400.00	- 1500.00
Bandarawela	-		-		-		-		-	
Matale	-		-		-		-		-	

Table 14: Colombo: Wholesale Prices (Rs/kg or Rs/piece)

Week 20: 10 - 16 May 2024

COMMODITY	Range	Average Price			Change Compared to		COMMODITY	Range	Average Price			Change Compared to	
		This Week	Last Week	Last Year	Last Week (%)	Last Year (%)			This Week	Last Week	Last Year	Last Week (%)	Last Year (%)
<u>Rice</u>													
Local													
Samba 1	235.00 - 240.00	236.60	234.75	214.55	0.79	10.28	Large	95.00 - 100.00	96.67	102.50	94.10	-5.69	2.73
Samba 2	228.00 - 230.00	229.25	227.25	206.80	0.88	10.86	Small	80.00 - 90.00	86.22	89.25	85.55	-3.39	0.79
Keeri Samba	305.00 - 320.00	311.50	316.43	223.50	-1.56	39.37	<u>Fruits (Rs/fruit)</u>						
Nadu 1	205.00 - 215.00	209.00	211.25	204.73	-1.07	2.09	Plantain						
Nadu 2	200.00 - 203.00	201.00	206.00	197.50	-2.43	1.77	Ambul (Rs/kg)	80.00 - 120.00	100.00	140.77	201.54	-28.96	-50.38
Raw (Red)	180.00 - 190.00	185.00	180.63	198.30	2.42	-6.71	Kolikuttu (Rs/kg)	220.00 - 280.00	241.67	343.33	395.83	-29.61	-38.95
Raw (White)	200.00 - 210.00	205.00	201.67	194.50	1.65	5.40	Seeni (Rs/kg)	80.00 - 120.00	100.00	136.67	130.00	-26.83	-23.08
Imported													
Samba	260.00 - 270.00	265.00		209.20		26.67	Anamalu	18.00 - 25.00	21.00	29.17	20.50	-28.01	2.44
Nadu							Ambun	25.00 - 30.00	27.33	35.00	25.67	-21.90	6.48
Raw (Red)							Papaw(Rs/kg)	60.00 - 100.00	81.67	143.33	154.29	-43.02	-47.07
Raw (White)				169.30			Passion Fruit	55.00 - 70.00	59.44	50.09	28.40	18.68	109.31
<u>Dried Chillies</u>													
Imported	700.00 - 800.00	741.00	1047.14	1392.00	-29.24	-46.77	Pineapple Large	980.00 - 1100.00	1032.86	443.08	582.50	133.11	77.31
<u>Onion</u>													
Sinnan	200.00 - 240.00	220.00					Pineapple Medium	730.00 - 800.00	765.71	353.33	490.00	116.71	56.27
Vedalan	310.00 - 340.00	327.50					Pineapple Small	580.00 - 640.00	611.43	276.67	390.00	121.00	56.78
Imported	250.00 - 300.00	274.00	450.00	591.50	-39.11	-53.68	Mango						
<u>Big Onion</u>													
Imported	100.00 - 200.00	157.27	430.00	162.50	-63.42	-3.22	Betti	20.00 - 28.00	24.30	29.00	14.44	-16.21	68.28
Local													
<u>Potato</u>													
Welimada							Karthakolomban	50.00 - 80.00	67.27	45.00	70.00	49.49	-3.90
N'Eliya	200.00 - 220.00	208.75	340.00	420.00	-38.60	-50.30	Vilad	35.00 - 50.00	42.22	30.50	56.25	38.43	-24.94
Imported	120.00 - 160.00	149.44	168.13	165.30	-11.11	-9.59	Kohu	16.00 - 20.00	18.44				
<u>Pulses</u>													
Green Gram	1100.00 - 1200.00	1143.75	911.67	1165.00	25.46	-1.82	Other						
Cowpea (White)	750.00 - 800.00	771.43		1300.63		-40.69	Wood Apple	140.00 - 160.00	146.67	30.50	38.90	380.87	277.04
Cowpea (Red)	700.00 - 800.00	748.57	1150.00	1330.00	-34.91	-43.72	Orange	80.00 - 100.00	88.75	146.67	49.09	-39.49	80.79
Red Dhal	275.00 - 285.00	278.89	299.00	357.80	-6.73	-22.05	Avocado	60.00 - 90.00	76.00	278.33	164.00	-72.69	-53.66
<u>Vegetable</u>													
Beans (Butter)							Slime Apple	18.00 - 22.00	19.78	55.00	30.89	-64.04	-35.97
Beans(Green)	150.00 - 330.00	257.00	475.00	600.00	-45.89	-57.17	Grapes (Imp., Rs/kg)	1700.00 - 1770.00	1761.25	1375.00	1613.75	28.09	9.14
Carrot	80.00 - 120.00	98.00	417.00	232.00	-76.50	-57.76	King Coconut	150.00 - 170.00	156.67	93.75	106.25	67.11	47.45
Leeks	160.00 - 200.00	179.00	220.00	274.00	-18.64	-34.67	Sea Fish						
Beetroot	200.00 - 350.00	267.69	398.33	377.50	-32.80	-29.09	Salaya	300.00 - 550.00	418.33	325.00	398.00	28.72	5.11
Knolkhol	100.00 - 130.00	116.00	222.00	232.00	-47.75	-50.00	Hurulla	700.00 - 900.00	790.83	746.00	726.00	6.01	8.93
Raddish	70.00 - 120.00	91.00	151.00	106.00	-39.74	-14.15	Balaya	800.00 - 1000.00	910.00	928.00	818.00	-1.94	11.25
Cabbage	50.00 - 100.00	74.00	370.00	123.00	-39.84	-80.00	Kelawalla	1300.00 - 1650.00	1465.00	1388.00	1270.00	5.55	15.35
Tomato	50.00 - 100.00	73.00	474.00	175.00	-84.60	-58.29	Thora	1900.00 - 2400.00	2084.62	2580.00	2420.00	-19.20	-13.86
Ladies Fingers	80.00 - 150.00	113.00	135.00	135.00	-16.30	-16.30	Paraw	1200.00 - 1400.00	1281.43	1450.00	1163.00	-11.63	10.18
Brinjal	150.00 - 200.00	169.00	548.00	208.00	-69.16	-18.75	Mora	1100.00 - 1250.00	1183.33	1180.00		0.28	
Capsicum	150.00 - 160.00	152.00	448.00	665.00	-66.07	-77.14	Shrimps	1600.00 - 1900.00	1757.50	1720.00	1585.00	2.18	10.88
Pumpkin	40.00 - 80.00	50.00	154.00	130.00	-67.53	-61.54	Thalpath	1700.00 - 2200.00	1979.17	1700.00	1730.00	16.42	14.40
Cucumber	100.00 - 120.00	108.00	112.00	72.00	-3.57	50.00	Eggs						
Bitter Gourd	180.00 - 250.00	206.00	347.00	304.00	-40.63	-32.24	Brown	48.00 - 50.00	49.25	57.75		-14.72	
Snake Gourd	200.00 - 220.00	214.00	208.00	227.00	2.88	-5.73	White	45.00 - 47.00	46.31	54.50	60.50	-15.02	-23.45
Drumstick	200.00 - 600.00	381.82					Dried Fish						
Luffa	200.00 - 250.00	227.00	344.00	216.00	-34.01	5.09	Sprats	1250.00 - 1400.00	1330.83	1331.00	1343.00	-0.01	-0.91
Long Beans	100.00 - 150.00	124.00	147.00	280.00	-15.65	-55.71	Sprats (Imported)	750.00 - 900.00	799.17	978.33	898.33	-18.31	-11.04
Ash Plantain	50.00 - 80.00	67.00	282.00	217.00	-76.24	-69.12	Kattawa						
Green Chillies	100.00 - 120.00	108.00	1075.00	305.00	-89.95	-64.59	Kattawa (Imported)	1200.00 - 1350.00	1281.67	1268.00	1693.00	1.08	-24.30
Lime	1200.00 - 1500.00	1340.00	295.00	116.00	354.24	1055.17	Thora						
<u>Root Crops</u>													
Sweet Potato	130.00 - 150.00	138.00	88.00	136.00	56.82	1.47	Thora (Imported)						
Manioc	80.00 - 120.00	92.00	90.00	146.00	2.22	-36.99	Mora	1700.00 - 1850.00	1789.17	1737.00	1765.00	3.00	1.37
<u>Leafy Vegetable</u>													
Mukunuwenna	25.00 - 30.00	27.50	50.00	58.00	-45.00	-52.59	Mora (Imported)						
Kankun	25.00 - 30.00	27.50	50.00	58.00	-45.00	-52.59	Balaya	700.00 - 900.00	815.00	917.00	873.00	-11.12	-6.64
Gotukola (Rs/kg)	160.00 - 220.00	186.67	290.00	244.00	-35.63	-23.50	Balaya (Imported)						
							Anguluwa						
							Anguluwa (Imported)	1350.00 - 1450.00	1394.17	1502.00	1686.67	-7.18	-17.34
							Maduwa	1300.00 - 1400.00	1350.77	1396.00	1195.00	-3.24	13.04
							Maduwa (Imported)						
							Koduwa						
							Koduwa (Imported)						
							Salaya	350.00 - 500.00	428.33	423.33	768.00	1.18	-44.23
							Salaya (Imported)						

This Week: Week 20: 10 - 16 May 2024
Last Week: Week 19: 03 - 09 May 2024

Table 15: Colombo &Suburbs: Retail Prices (Rs/kg or Rs/piece)

Week 20: 10 - 16 May 2024

COMMODITY	Range	Average Price			Change Compared to		COMMODITY	Range	Average Price			Change Compared to	
		This Week	Last Week	Last Year	Last Week	Last Year (%)			This Week	Last Week	Last Year	Last Week	Last Year (%)
<u>Rice</u>													
Local													
Samba 1	230.00 - 260.00	253.60	252.14	228.33	1.46	11.07	Large	105.00 - 120.00	116.25	120.32	111.04	-4.07	4.69
Samba 2	-	-	-	218.33	-	-	Small	85.00 - 100.00	92.50	96.33	89.95	-3.83	2.83
Keeri Samba	-	-	-	256.00	-	-	<u>Fruits (Rs/fruit)</u>						
Nadu 1	220.00 - 230.00	224.55	224.25	221.21	0.30	1.51	Plantain						
Nadu 2	220.00 - 220.00	220.00	-	214.81	-	-	Ambul (Rs/kg)	200.00 - 300.00	246.96	226.25	267.78	20.71	-7.78
Raw (Red)	190.00 - 220.00	205.79	206.19	215.88	-0.40	-4.67	Kolikuttu (Rs/kg)	450.00 - 550.00	501.76	489.17	520.27	12.59	-3.56
Raw (White)	210.00 - 220.00	215.50	215.24	210.91	0.26	2.18	Seeni (Rs/kg)	150.00 - 280.00	225.45	221.30	222.16	4.15	1.48
Imported													
Samba	-	-	-	220.31	-	-	Anamalu	30.00 - 42.00	34.88	38.13	28.15	-3.26	23.89
Nadu	-	-	-	197.07	-	-	Ambun	35.00 - 56.00	47.19	49.96	34.60	-2.77	36.39
Raw (Red)	-	-	-	-	-	-	Papaw(Rs/kg)	180.00 - 350.00	248.50	229.17	297.50	19.33	-16.47
Raw (White)	-	-	-	189.09	-	-	Passion Fruit	65.00 - 100.00	80.00	64.71	45.77	15.29	74.79
<u>Dried Chillies</u>													
Imported	1100.00 - 1300.00	1250.00	1313.64	1791.67	-63.64	-30.23	Pineapple Large	480.00 - 650.00	550.77	524.77	638.67	26.00	-13.76
<u>Onion</u>													
Sinnan	-	-	-	-	-	-	Pineapple Medium	380.00 - 550.00	460.59	426.67	560.00	33.92	-17.75
Vedalan	-	-	-	-	-	-	Pineapple Small	280.00 - 450.00	370.71	347.69	465.36	23.02	-20.34
Imported	480.00 - 600.00	512.22	594.62	730.30	-82.40	-29.86	Mango						
<u>Big Onion</u>													
Imported	420.00 - 480.00	456.50	510.00	203.94	-53.50	123.84	Betti	-	-	-	-	-	-
Local	-	-	-	-	-	-	Karthakolomban	66.00 - 200.00	108.20	99.90	144.19	8.30	-24.96
<u>Potato</u>													
Welimada	-	-	-	-	-	-	Vilad	-	-	-	84.00	-	-
N'Eliya	400.00 - 440.00	417.50	415.63	458.00	1.87	-8.84	Kohu	-	-	-	-	-	-
Imported	180.00 - 220.00	197.65	212.50	198.75	-14.85	-0.55	<u>Other</u>						
<u>Pulses</u>													
Green Gram	1000.00 - 1400.00	1169.47	1163.04	1292.50	6.43	-9.52	Wood Apple	40.00 - 120.00	72.00	62.05	72.79	9.95	-1.09
Cowpea (White)	1200.00 - 1400.00	1307.14	1255.00	1375.00	52.14	-4.94	Orange	180.00 - 250.00	206.00	206.36	110.45	-0.36	86.51
Cowpea (Red)	1200.00 - 1400.00	1300.00	1263.64	1374.00	36.36	-5.39	Avocado	260.00 - 300.00	280.00	-	170.00	-	64.71
Red Dhal	320.00 - 360.00	339.50	340.80	381.71	-1.30	-11.06	Slime Apple	50.00 - 120.00	80.83	82.47	87.59	-1.64	-7.71
<u>Vegetable</u>													
Beans (Butter)	-	-	-	-	-	-	Grapes (Imp., Rs/kg)	1500.00 - 2500.00	2053.85	2064.71	2123.81	-10.86	-3.29
Beans(Green)	460.00 - 800.00	678.70	668.97	699.63	9.73	-2.99	King Coconut	100.00 - 150.00	131.11	143.18	140.48	-12.07	-6.67
Carrot	700.00 - 1000.00	807.50	598.46	354.07	209.04	128.06	<u>Sea Fish</u>						
Leeks	380.00 - 700.00	531.82	388.85	438.85	142.97	21.18	Salaya	500.00 - 600.00	579.33	564.76	602.31	14.57	-3.81
Beetroot	550.00 - 900.00	743.75	637.60	553.60	106.15	34.35	Hurulla	720.00 - 1000.00	868.33	928.46	883.20	-60.13	-1.68
Knolkhol	350.00 - 600.00	492.31	435.79	351.50	56.52	40.06	Balaya	1100.00 - 1800.00	1337.50	1508.33	1488.33	-170.83	-10.13
Raddish	220.00 - 400.00	317.92	312.86	204.81	5.06	55.23	Kelawalla	1500.00 - 2600.00	2134.62	2139.47	2350.00	-4.85	-9.17
Cabbage	550.00 - 800.00	700.42	550.00	239.31	150.42	192.68	Thora	2700.00 - 4000.00	3258.33	3453.33	3272.22	-195.00	-0.42
Tomato	480.00 - 1000.00	745.24	643.08	255.56	102.16	191.61	Paraw	1500.00 - 2600.00	2080.00	2282.50	2203.75	-202.50	-5.62
Ladies Fingers	250.00 - 420.00	348.26	343.10	242.14	5.16	43.83	Mora	-	-	-	-	-	-
Brinjal	500.00 - 900.00	689.52	765.17	444.81	-75.65	55.02	Shrimps	2000.00 - 2100.00	2007.14	2086.11	1811.20	-78.97	10.82
Capsicum	650.00 - 1000.00	822.92	774.07	932.00	48.85	-11.70	Thalalpath	2000.00 - 2800.00	2717.65	2770.45	2780.77	-52.80	-2.27
Pumpkin	180.00 - 340.00	278.40	274.44	229.63	3.96	21.24	<u>Eggs</u>						
Cucumber	140.00 - 320.00	229.57	253.08	191.43	-23.51	19.92	Brown	54.00 - 56.00	55.29	57.88	-	-2.59	-
Bitter Gourd	350.00 - 700.00	543.48	567.14	471.15	-23.66	15.35	White	51.00 - 54.00	52.35	55.11	61.79	-2.76	-15.27
Snake Gourd	250.00 - 480.00	394.78	399.20	400.00	-4.42	-1.30	<u>Dried Fish</u>						
Drumstick	-	-	-	-	-	-	Sprats	1800.00 - 2400.00	2035.29	1945.83	1739.29	89.46	17.02
Luffa	300.00 - 600.00	506.67	515.00	368.00	-8.33	37.68	Sprats (Imported)	1200.00 - 1500.00	1433.33	1463.64	1328.00	-30.31	7.93
Long Beans	240.00 - 520.00	349.52	361.43	406.40	-11.91	-14.00	Kattawa	2000.00 - 2500.00	2336.84	2325.00	2482.61	11.84	-5.87
Ash Plantain	320.00 - 500.00	384.58	388.46	311.54	-3.88	23.45	Thora	-	-	-	-	-	-
Green Chillies	1200.00 - 2400.00	1780.43	1600.00	530.36	180.43	235.70	Mora	2000.00 - 2600.00	2417.65	2405.00	2454.17	12.65	-1.49
Lime	300.00 - 1000.00	671.30	661.85	304.62	9.45	120.37	Balaya	1600.00 - 1800.00	1705.26	1704.55	1469.23	0.71	16.07
<u>Root Crops</u>													
Sweet Potato	150.00 - 320.00	253.91	240.74	238.46	13.17	6.48	Anguluwa	2200.00 - 2400.00	2342.86	2430.77	2500.00	-87.91	-6.29
Manioc	150.00 - 240.00	203.50	211.72	215.36	-8.22	-5.51	Maduwa	-	-	-	-	-	-
<u>Leafy Vegetable</u>													
Mukunuwenna	60.00 - 100.00	78.18	73.33	81.50	4.85	-4.07	Koduwa	-	-	-	-	-	-
Kankun	60.00 - 100.00	77.73	73.33	81.50	4.40	-4.63	Salaya	1000.00 - 1100.00	1046.15	1150.00	1310.71	-103.85	-20.18
Gotukola	100.00 - 120.00	101.82	101.33	125.00	0.49	-18.55	<u>Meat</u>						
Beef (without Bones)													
Chicken (Broiler)													
Chicken (Curry)													
Mutton													
Pork													

This Week: Week 20: 10 - 16 May 2024

Last Week: Week 19: 03 - 09 May 2024

Table 16: Farmgate/Producer Prices of Food Commodities in Selected Producing Areas (Rs/kg)

Week 20: 10 - 16 May 2024

COMMODITY	Range	Average Price	COMMODITY	Range	Average Price	COMMODITY	Range	Average Price
<u>Paddy</u>			<u>Vegetable (Up Country)</u>			<u>Snake Gourd</u>		
Short Grain			Beans			Dambulla	115.00 - 125.00	120.00
A'pura	125.00 - 128.00	126.20	Dambulla	172.50 - 220.00	195.00	Hambantota	120.00 - 140.00	128.00
P'narawa	129.00 - 132.00	130.67	Welimada	160.00 - 170.00	164.00	Embilipitiya	120.00 - 140.00	130.00
Kalawewa	-		Badulla	60.00 - 70.00	62.50	Matara	-	
Kurunegala	125.00 - 128.00	126.50	Carrot			A'pura	110.00 - 130.00	118.00
Dehiattakandiya	128.00 - 130.00	129.00	N'Eliya	80.00 - 90.00	86.00	Luffa		
Nikaweratiya	125.00 - 128.00	126.33	Welimada	55.00 - 65.00	62.00	Dambulla	210.00 - 230.00	220.00
Ampara	125.00 - 128.00	126.33	Hanguranketha	60.00 - 80.00	70.60	Hambantota	120.00 - 150.00	135.00
Long Grain (White)			Leeks			Embilipitiya	180.00 - 200.00	190.00
A'pura	115.00 - 118.00	116.20	N'Eliya	165.00 - 175.00	170.00	Matara	-	
P'narawa	118.00 - 121.00	119.67	Welimada	135.00 - 145.00	140.00	A'pura	140.00 - 160.00	148.00
Kalawewa	-		Beetroot			Green Chillies		
Kurunegala	115.00 - 118.00	116.50	N'Eliya	135.00 - 145.00	140.00	Dambulla	60.00 - 76.00	65.40
Dehiattakandiya	112.00 - 117.00	114.33	Dambulla	220.00 - 240.00	230.00	Hambantota	-	
Embilipitiya	-		Kurunegala	-		Embilipitiya	150.00 - 180.00	164.00
Nikaweratiya	118.00 - 122.00	119.50	Welimada	175.00 - 185.00	181.00	Puttalam	65.00 - 100.00	77.00
Hambantota	-		Hanguranketha	130.00 - 170.00	148.00	A'pura	100.00 - 120.00	108.00
Ampara	112.00 - 113.00	112.50	Knol Khol			Pumpkin		
Long Grain (Red)			N'Eliya	130.00 - 145.00	136.00	Dambulla	50.00 - 57.00	54.40
Matara	105.00 - 110.00	108.25	Welimada	125.00 - 135.00	131.00	Hambantota	40.00 - 50.00	44.00
Hambantota	105.00 - 112.00	108.60	Hanguranketha	80.00 - 100.00	89.60	Embilipitiya	40.00 - 60.00	50.00
Embilipitiya	102.00 - 105.00	103.50	Raddish			Matara	-	
Keeri Samba			N'Eliya	45.00 - 55.00	49.00	A'pura	50.00 - 60.00	54.00
A'pura	145.00 - 155.00	149.00	Welimada	25.00 - 35.00	32.00	Moneragala	40.00 - 60.00	48.00
P'narawa	152.00 - 154.00	153.00	Hambantota	50.00 - 60.00	55.00	Cucumber		
Kalawewa	-		Hanguranketha	20.00 - 35.00	27.80	A'pura	100.00 - 120.00	108.00
Kurunegala	145.00 - 150.00	147.50	Cabbage			Dambulla	95.00 - 105.00	100.00
Dehiattakandiya	152.00 - 155.00	153.33	N'Eliya	65.00 - 75.00	68.00	Hambantota	110.00 - 140.00	125.00
Red Onion			Welimada	30.00 - 35.00	33.00	Matara	90.00 - 95.00	92.50
Puttalam	165.00 - 230.00	199.00	Badulla	-		Long Beans		
Jaffna	220.00 - 240.00	232.00	Hanguranketha	45.00 - 60.00	53.60	Dambulla	100.00 - 130.00	118.00
Big Onion			Tomato			Hambantota	110.00 - 130.00	120.00
Dambulla	-		Welimada	20.00 - 25.00	23.00	Embilipitiya	200.00 - 230.00	215.00
Kalawewa	-		Hambantota	-		Matara	100.00 - 120.00	110.00
A'pura	-		Dambulla	65.00 - 72.00	69.20	A'pura	180.00 - 200.00	188.00
Potato			Hanguranketha	20.00 - 35.00	28.00	Ash Plantain		
N'Eliya	190.00 - 210.00	202.00	Vegetable (Low Country)			Hambantota	-	
Badulla	-		Ladies Fingers			Embilipitiya	70.00 - 90.00	80.00
Welimada	180.00 - 190.00	184.00	A'pura	100.00 - 120.00	108.00	Matara	85.00 - 95.00	91.67
Pulses			Dambulla	90.00 - 100.00	96.00	Lime		
Green Gram			Hambantota	110.00 - 140.00	126.00	Hambantota	-	
Hambantota	-		Embilipitiya	100.00 - 120.00	107.50	Embilipitiya	1150.00 - 1250.00	1200.00
Moneragala	800.00 - 900.00	840.00	Matara	100.00 - 110.00	105.00	Moneragala	1200.00 - 1300.00	1240.00
Embilipitiya	900.00 - 920.00	910.00	Brinjal			Fruits (Rs/kg)		
Nikaweratiya	600.00 - 700.00	662.50	A'pura	140.00 - 160.00	148.00	Banana		
A'pura	800.00 - 850.00	825.00	Dambulla	152.50 - 172.50	163.50	Ambul		
Cowpea			Hambantota	-		Moneragala	60.00 - 70.00	64.00
Hambantota	-		Embilipitiya	150.00 - 170.00	160.00	Embilipitiya	40.00 - 60.00	52.00
Nikaweratiya	450.00 - 525.00	493.75	Matara	110.00 - 130.00	120.00	Hambantota	80.00 - 100.00	87.50
Moneragala	600.00 - 650.00	620.00	Welimada	75.00 - 85.00	80.00	Kolikuttu		
Embilipitiya	740.00 - 750.00	745.00	Capsicum			Moneragala	180.00 - 240.00	204.00
Maize			Badulla	-		Embilipitiya	140.00 - 180.00	160.00
A'pura	145.00 - 150.00	147.50	Welimada	125.00 - 135.00	130.00	Hambantota	-	
Kalawewa	-		Bitter Gourd			Papaw		
Gingelly			A'pura	180.00 - 200.00	188.00	Moneragala	50.00 - 60.00	54.00
A'pura	650.00 - 700.00	675.00	Dambulla	172.50 - 190.00	185.00	Embilipitiya	65.00 - 75.00	71.25
Kalawewa	-		Hambantota	-		Hambantota	110.00 - 130.00	117.50
Black Gram			Embilipitiya	290.00 - 330.00	310.00	Pineapple		
A'pura	600.00 - 650.00	625.00	Matara	150.00 - 170.00	160.00	Divulapitiya	-	
Kalawewa	-							

Annex 01 - Colombo Markets: Retail Prices of Rice and Subsidiary Food Crops (Rs/kg)

Week 20: 10 - 16 May 2024

28

CROP	PELIYAGODA	MAHARAGAMA	KIRULAPONE	NUGEGODA	NARAHENPITA	DEMATAGODA	THOTALANGA	KADAWATHA	KIRIBATHGODA
<u>Rice</u>									
Local									
Samba 1	250.00 - 260.00	230.00 - 270.00	230.00 - 270.00	230.00 - 270.00	250.00 - 270.00	230.00 - 270.00	250.00 - 270.00	230.00 - 260.00	230.00 - 260.00
Samba 2	-	-	-	-	-	-	-	-	-
Keeri Samba	350.00 - 360.00	350.00 - 380.00	360.00 - 380.00	360.00 - 380.00	360.00 - 380.00	350.00 - 380.00	350.00 - 370.00	350.00 - 360.00	370.00 - 380.00
Nadu 1	220.00 - 220.00	220.00 - 230.00	220.00 - 230.00	220.00 - 230.00	220.00 - 230.00	220.00 - 230.00	230.00 - 230.00	220.00 - 230.00	220.00 - 230.00
Nadu 2	-	-	-	-	-	-	-	-	-
Raw (Red)	190.00 - 200.00	190.00 - 200.00	190.00 - 210.00	190.00 - 200.00	190.00 - 200.00	210.00 - 220.00	190.00 - 220.00	200.00 - 200.00	200.00 - 210.00
Raw (White)	210.00 - 220.00	210.00 - 220.00	210.00 - 220.00	210.00 - 220.00	210.00 - 220.00	220.00 - 220.00	220.00 - 220.00	220.00 - 220.00	220.00 - 220.00
Imported									
Samba	270.00 - 290.00	270.00 - 280.00	270.00 - 280.00	270.00 - 280.00	270.00 - 290.00	270.00 - 290.00	270.00 - 280.00	280.00 - 290.00	280.00 - 280.00
Nadu	-	-	-	-	-	-	-	-	-
Raw (Red)	-	-	-	-	-	-	-	-	-
Raw (White)	-	-	-	-	-	-	-	-	-
<u>Dried Chillies</u>									
Imported	800.00 - 800.00	1200.00 - 1200.00	1000.00 - 1100.00	1000.00 - 1200.00	1100.00 - 1200.00	1100.00 - 1200.00	900.00 - 1000.00	1000.00 - 1100.00	1100.00 - 1100.00
<u>Red Onion</u>									
Sinnan	-	-	-	-	-	-	-	-	-
Vedalan	400.00 - 400.00	480.00 - 480.00	-	480.00 - 480.00	-	-	400.00 - 400.00	400.00 - 400.00	400.00 - 400.00
Imported	360.00 - 400.00	400.00 - 440.00	440.00 - 440.00	360.00 - 440.00	400.00 - 400.00	400.00 - 400.00	360.00 - 400.00	360.00 - 400.00	360.00 - 400.00
<u>Big Onion</u>									
Imported	220.00 - 220.00	200.00 - 320.00	200.00 - 260.00	200.00 - 300.00	260.00 - 300.00	200.00 - 250.00	200.00 - 260.00	200.00 - 260.00	240.00 - 250.00
Local	-	-	-	-	-	-	-	-	-
<u>Potato</u>									
Welimada	-	-	-	-	-	-	-	-	-
N'Eliya	350.00 - 380.00	400.00 - 400.00	320.00 - 320.00	320.00 - 360.00	380.00 - 380.00	380.00 - 380.00	350.00 - 360.00	320.00 - 320.00	360.00 - 380.00
Imported	180.00 - 200.00	200.00 - 220.00	200.00 - 200.00	200.00 - 200.00	200.00 - 220.00	200.00 - 200.00	200.00 - 200.00	200.00 - 220.00	200.00 - 220.00
<u>Pulses</u>									
Green Gram	1350.00 - 1400.00	1400.00 - 1400.00	1200.00 - 1400.00	1500.00 - 1500.00	1400.00 - 1500.00	1400.00 - 1500.00	1400.00 - 1500.00	1400.00 - 1400.00	1400.00 - 1500.00
Cowpea (White)	800.00 - 900.00	1200.00 - 1200.00	800.00 - 1000.00	1000.00 - 1200.00	900.00 - 1100.00	1000.00 - 1200.00	1000.00 - 1100.00	1000.00 - 1100.00	1200.00 - 1200.00
Cowpea (Red)	800.00 - 900.00	1200.00 - 1200.00	800.00 - 1000.00	1000.00 - 1200.00	900.00 - 1100.00	1000.00 - 1200.00	1000.00 - 1100.00	1000.00 - 1100.00	1200.00 - 1200.00
Red Dhal	310.00 - 340.00	340.00 - 360.00	300.00 - 320.00	320.00 - 340.00	320.00 - 360.00	320.00 - 360.00	300.00 - 320.00	300.00 - 320.00	360.00 - 360.00

Annex 02 - Colombo Markets: Retail Prices of Vegetables (Rs/kg) and Coconut (Rs/nut)

Week 20: 10 - 16 May 2024

29

CROP	PELIYAGODA	MAHARAGAMA	KIRULAPONE	NUGEGODA	NARAHENPITA	DEMATAGODA	THOTALANGA	KADAWATHA	KIRIBATHGODA
<i>Vegetable</i>									
Beans	280.00 - 360.00	400.00 - 480.00	320.00 - 400.00	360.00 - 480.00	340.00 - 450.00	400.00 - 400.00	240.00 - 260.00	230.00 - 260.00	320.00 - 340.00
Carrot	200.00 - 240.00	360.00 - 360.00	260.00 - 280.00	240.00 - 280.00	200.00 - 240.00	250.00 - 250.00	160.00 - 180.00	160.00 - 180.00	260.00 - 280.00
Leeks	220.00 - 250.00	400.00 - 400.00	400.00 - 420.00	320.00 - 380.00	260.00 - 320.00	400.00 - 400.00	240.00 - 280.00	240.00 - 280.00	320.00 - 340.00
Beetroot	400.00 - 420.00	460.00 - 480.00	460.00 - 480.00	400.00 - 480.00	350.00 - 460.00	320.00 - 320.00	300.00 - 360.00	360.00 - 400.00	400.00 - 420.00
Knolkhol	200.00 - 240.00	320.00 - 360.00	320.00 - 360.00	300.00 - 360.00	260.00 - 280.00	-	260.00 - 300.00	320.00 - 340.00	220.00 - 260.00
Raddish	160.00 - 220.00	240.00 - 320.00	240.00 - 280.00	320.00 - 320.00	200.00 - 260.00	-	140.00 - 160.00	160.00 - 200.00	160.00 - 180.00
Cabbage	150.00 - 160.00	320.00 - 340.00	240.00 - 280.00	240.00 - 260.00	140.00 - 200.00	320.00 - 340.00	140.00 - 180.00	220.00 - 260.00	140.00 - 160.00
Tomato	140.00 - 160.00	200.00 - 240.00	200.00 - 240.00	200.00 - 230.00	150.00 - 180.00	140.00 - 160.00	100.00 - 120.00	110.00 - 160.00	140.00 - 160.00
Ladies Fingers	180.00 - 240.00	320.00 - 320.00	260.00 - 320.00	320.00 - 320.00	220.00 - 320.00	320.00 - 320.00	220.00 - 260.00	240.00 - 260.00	200.00 - 240.00
Brinjal	240.00 - 300.00	360.00 - 360.00	320.00 - 340.00	220.00 - 320.00	280.00 - 320.00	320.00 - 360.00	200.00 - 240.00	220.00 - 240.00	240.00 - 280.00
Capsicum	200.00 - 240.00	480.00 - 480.00	320.00 - 400.00	360.00 - 480.00	280.00 - 340.00	400.00 - 420.00	220.00 - 260.00	320.00 - 340.00	400.00 - 420.00
Pumpkin	100.00 - 120.00	200.00 - 240.00	160.00 - 180.00	200.00 - 280.00	140.00 - 160.00	260.00 - 280.00	100.00 - 120.00	120.00 - 160.00	160.00 - 180.00
Cucumber	160.00 - 200.00	240.00 - 340.00	240.00 - 260.00	240.00 - 320.00	220.00 - 260.00	320.00 - 340.00	160.00 - 240.00	320.00 - 340.00	240.00 - 280.00
Bitter Gourd	300.00 - 350.00	360.00 - 400.00	360.00 - 400.00	320.00 - 420.00	350.00 - 420.00	420.00 - 420.00	260.00 - 300.00	360.00 - 420.00	320.00 - 340.00
Snake Gourd	240.00 - 260.00	320.00 - 400.00	320.00 - 400.00	400.00 - 400.00	260.00 - 360.00	320.00 - 360.00	260.00 - 300.00	320.00 - 340.00	320.00 - 340.00
Drumstick	560.00 - 700.00	760.00 - 800.00	540.00 - 700.00	760.00 - 800.00	600.00 - 720.00	-	460.00 - 500.00	600.00 - 740.00	560.00 - 600.00
Luffa	260.00 - 350.00	360.00 - 480.00	360.00 - 480.00	400.00 - 480.00	300.00 - 350.00	400.00 - 440.00	260.00 - 300.00	400.00 - 420.00	420.00 - 420.00
Long Beans	200.00 - 300.00	340.00 - 340.00	260.00 - 320.00	300.00 - 340.00	240.00 - 340.00	-	200.00 - 200.00	200.00 - 200.00	220.00 - 260.00
Ash Plantain	160.00 - 220.00	320.00 - 340.00	260.00 - 280.00	240.00 - 260.00	240.00 - 260.00	320.00 - 340.00	140.00 - 180.00	220.00 - 260.00	240.00 - 260.00
Green Chillies	200.00 - 240.00	500.00 - 600.00	300.00 - 400.00	300.00 - 320.00	300.00 - 400.00	560.00 - 600.00	160.00 - 180.00	240.00 - 260.00	360.00 - 400.00
Lime	1400.00 - 1800.00	1800.00 - 2000.00	2000.00 - 2000.00	2000.00 - 2000.00	1800.00 - 2000.00	2000.00 - 2000.00	1400.00 - 1500.00	1800.00 - 2000.00	1600.00 - 1800.00
<i>Root Crops</i>									
Sweet Potato	200.00 - 240.00	320.00 - 340.00	320.00 - 340.00	300.00 - 320.00	240.00 - 280.00	240.00 - 260.00	200.00 - 240.00	320.00 - 360.00	320.00 - 340.00
Manioc	160.00 - 180.00	220.00 - 240.00	240.00 - 260.00	240.00 - 260.00	200.00 - 220.00	200.00 - 200.00	140.00 - 160.00	200.00 - 240.00	200.00 - 240.00
<i>Leafy Vegetable</i>									
Mukunuwenna	40.00 - 50.00	80.00 - 80.00	70.00 - 80.00	80.00 - 80.00	70.00 - 80.00	80.00 - 80.00	40.00 - 40.00	70.00 - 80.00	70.00 - 70.00
Kankun	40.00 - 50.00	80.00 - 80.00	70.00 - 80.00	80.00 - 80.00	70.00 - 80.00	80.00 - 80.00	40.00 - 40.00	70.00 - 80.00	70.00 - 70.00
Gotukola	100.00 - 100.00	100.00 - 100.00	100.00 - 100.00	100.00 - 100.00	100.00 - 100.00	100.00 - 100.00	100.00 - 100.00	100.00 - 100.00	100.00 - 100.00
<i>Coconut</i>									
Large	100.00 - 100.00	110.00 - 110.00	110.00 - 120.00	110.00 - 110.00	110.00 - 120.00	110.00 - 110.00	100.00 - 100.00	110.00 - 120.00	110.00 - 120.00
Small	80.00 - 85.00	90.00 - 90.00	90.00 - 90.00	85.00 - 90.00	90.00 - 90.00	90.00 - 90.00	80.00 - 85.00	90.00 - 100.00	80.00 - 90.00

Annex 03 - Colombo Markets: Retail Prices of Fruits (Rs/fruit)

Week 20: 10 - 16 May 2024

30

CROP	PELIYAGODA	MAHARAGAMA	KIRULAPONE	NUGEGODA	NARAHENPITA	DEMATAGODA	THOTALANGA	KADAWATHA	KIRIBATHGODA
<i>Plantain</i>									
Ambul (Rs/Kg)	125.00 - 150.00	240.00 - 260.00	240.00 - 260.00	200.00 - 200.00	180.00 - 230.00	150.00 - 200.00	150.00 - 200.00	160.00 - 220.00	200.00 - 220.00
Kolikuttu (Rs/Kg)	280.00 - 300.00	400.00 - 450.00	450.00 - 500.00	350.00 - 400.00	250.00 - 280.00	350.00 - 400.00	450.00 - 500.00	400.00 - 500.00	400.00 - 450.00
Seeni (Rs/Kg)	120.00 - 180.00	240.00 - 260.00	260.00 - 260.00	200.00 - 200.00	160.00 - 220.00	160.00 - 200.00	150.00 - 200.00	200.00 - 200.00	200.00 - 200.00
Anamalu	22.00 - 25.00	40.00 - 43.00	43.00 - 43.00	40.00 - 40.00	35.00 - 37.00	30.00 - 35.00	22.00 - 27.00	30.00 - 32.00	30.00 - 32.00
Ambun	28.00 - 33.00	55.00 - 58.00	58.00 - 58.00	50.00 - 50.00	46.00 - 50.00	40.00 - 42.00	30.00 - 35.00	40.00 - 42.00	40.00 - 46.00
<i>Pineapple</i>									
Large	1100.00 - 1200.00	1000.00 - 1000.00	1000.00 - 1000.00	1100.00 - 1100.00	1100.00 - 1200.00	-	1000.00 - 1200.00	1200.00 - 1300.00	1000.00 - 1200.00
Medium	800.00 - 850.00	800.00 - 800.00	800.00 - 860.00	800.00 - 950.00	850.00 - 900.00	-	-	800.00 - 800.00	-
Small	650.00 - 700.00	650.00 - 650.00	650.00 - 700.00	650.00 - 700.00	650.00 - 700.00	650.00 - 700.00	650.00 - 700.00	600.00 - 600.00	700.00 - 700.00
<i>Mango</i>									
Betti	-	-	-	-	-	-	-	-	-
Karthakolomban	80.00 - 85.00	130.00 - 130.00	130.00 - 130.00	130.00 - 130.00	100.00 - 120.00	80.00 - 100.00	60.00 - 70.00	60.00 - 70.00	130.00 - 130.00
Vilad	40.00 - 40.00	-	100.00 - 100.00	-	-	-	100.00 - 100.00	-	-
Kohu	-	-	-	-	-	-	-	-	-
<i>Other Fruits</i>									
Wood Apple	160.00 - 170.00	-	-	260.00 - 260.00	-	-	160.00 - 160.00	-	160.00 - 180.00
Orange	120.00 - 120.00	130.00 - 140.00	120.00 - 130.00	100.00 - 140.00	120.00 - 120.00	-	100.00 - 100.00	-	100.00 - 100.00
Avocado	200.00 - 250.00	185.00 - 185.00	180.00 - 180.00	180.00 - 185.00	250.00 - 250.00	-	220.00 - 220.00	160.00 - 160.00	250.00 - 250.00
Slime Apple	25.00 - 30.00	120.00 - 120.00	120.00 - 120.00	80.00 - 100.00	80.00 - 100.00	50.00 - 60.00	80.00 - 80.00	-	100.00 - 100.00
Grapes (Rs/Kg)	2100.00 - 2200.00	2500.00 - 2800.00	2600.00 - 2800.00	2500.00 - 2600.00	2300.00 - 2600.00	-	2200.00 - 2200.00	2100.00 - 2200.00	2200.00 - 2300.00
Papaw (Rs/Kg)	150.00 - 170.00	230.00 - 250.00	200.00 - 250.00	200.00 - 240.00	200.00 - 250.00	160.00 - 200.00	160.00 - 200.00	160.00 - 180.00	170.00 - 180.00
Passion	70.00 - 75.00	80.00 - 100.00	100.00 - 120.00	100.00 - 100.00	80.00 - 80.00	80.00 - 80.00	80.00 - 90.00	80.00 - 80.00	80.00 - 90.00
King Coconut	200.00 - 220.00	220.00 - 230.00	230.00 - 250.00	200.00 - 230.00	180.00 - 200.00	200.00 - 250.00	180.00 - 200.00	200.00 - 230.00	200.00 - 220.00

Annex 04 - Colombo Markets: Retail Prices of Sea Fish and Dried Fish (Rs/kg)

Week 20: 10 - 16 May 2024

31

CROP	PELIYAGODA	MAHARAGAMA	KIRULAPONE	NUGEGODA	NARAHENPITA	DEMATAGODA	THOTALANGA	KADAWATHA	KIRIBATHGODA
<i>Sea Fish</i>									
Salaya	640.00 - 700.00	720.00 - 720.00	800.00 - 900.00	900.00 - 900.00	720.00 - 720.00	800.00 - 800.00	600.00 - 650.00	600.00 - 600.00	600.00 - 700.00
Hurulla	1000.00 - 1100.00	1120.00 - 1120.00	1100.00 - 1200.00	1100.00 - 1100.00	-	1000.00 - 1000.00	900.00 - 900.00	920.00 - 920.00	900.00 - 900.00
Balaya	1200.00 - 1250.00	1120.00 - 1120.00	-	-	960.00 - 960.00	1400.00 - 1400.00	1200.00 - 1300.00	1300.00 - 1300.00	1400.00 - 1400.00
Kelawalla	1750.00 - 1850.00	-	2200.00 - 2300.00	2800.00 - 2800.00	2700.00 - 2700.00	2000.00 - 2000.00	2000.00 - 2000.00	1800.00 - 1800.00	1800.00 - 1800.00
Thora	2150.00 - 2500.00	3200.00 - 3200.00	4000.00 - 4000.00	3600.00 - 3600.00	-	2800.00 - 2800.00	2500.00 - 2650.00	-	2550.00 - 2600.00
Paraw	1400.00 - 1500.00	2700.00 - 2700.00	1800.00 - 2000.00	2600.00 - 2600.00	2700.00 - 2700.00	2000.00 - 2000.00	1600.00 - 1700.00	2000.00 - 2400.00	1600.00 - 1800.00
Mora	-	-	-	-	-	-	-	-	-
Shrimps Small	2000.00 - 2200.00	1960.00 - 1960.00	2200.00 - 2200.00	2200.00 - 2200.00	-	1800.00 - 1800.00	1900.00 - 2000.00	2000.00 - 2000.00	1800.00 - 2000.00
Talapath	2200.00 - 2250.00	2800.00 - 2800.00	2700.00 - 2800.00	3000.00 - 3000.00	2400.00 - 2400.00	2400.00 - 2400.00	2400.00 - 2600.00	3000.00 - 3000.00	2600.00 - 2900.00
<i>Eggs (Rs/egg)</i>									
Brown	50.00 - 50.00	54.00 - 54.00	52.00 - 54.00	50.00 - 52.00	54.00 - 56.00	54.00 - 54.00	50.00 - 52.00	52.00 - 54.00	52.00 - 54.00
White	48.00 - 49.00	50.00 - 50.00	50.00 - 50.00	48.00 - 50.00	50.00 - 50.00	50.00 - 50.00	48.00 - 49.00	49.00 - 49.00	50.00 - 50.00
<i>Dried Fish</i>									
Sprats	1800.00 - 2000.00	1800.00 - 2000.00	1800.00 - 2000.00	1800.00 - 2000.00	1800.00 - 2000.00	1800.00 - 1800.00	1800.00 - 2000.00	1800.00 - 2000.00	2000.00 - 2200.00
Kattawa	2000.00 - 2200.00	2000.00 - 2400.00	1800.00 - 2200.00	2200.00 - 2400.00	2000.00 - 2200.00	1800.00 - 2000.00	2000.00 - 2200.00	2200.00 - 2400.00	2000.00 - 2400.00
Thora	-	-	-	-	-	-	-	-	-
Mora	2400.00 - 2500.00	2200.00 - 2400.00	2200.00 - 2400.00	2400.00 - 2500.00	2000.00 - 2200.00	2400.00 - 2500.00	2000.00 - 2200.00	2200.00 - 2400.00	2400.00 - 2400.00
Balaya	-	1400.00 - 1600.00	1500.00 - 1600.00	1400.00 - 1500.00	1400.00 - 1500.00	-	1500.00 - 1600.00	1500.00 - 1600.00	-
Anguluwa	2000.00 - 2200.00	-	-	2400.00 - 2400.00	-	-	-	2200.00 - 2200.00	2000.00 - 2200.00
Salaya	1000.00 - 1100.00	1200.00 - 1200.00	1200.00 - 1200.00	1200.00 - 1200.00	1100.00 - 1200.00	1100.00 - 1100.00	1000.00 - 1000.00	1000.00 - 1100.00	1000.00 - 1000.00
<i>Meat</i>									
Beef (without Bones)	-	-	2500.00 - 2500.00	-	2500.00 - 2500.00	-	2400.00 - 2400.00	-	-
Chicken (Broiler)	1180.00 - 1180.00	1180.00 - 1180.00	1200.00 - 1200.00	1180.00 - 1180.00	1180.00 - 1180.00	1180.00 - 1180.00	1250.00 - 1250.00	1250.00 - 1250.00	1200.00 - 1240.00
Chicken (Curry)	1300.00 - 1300.00	1300.00 - 1300.00	1200.00 - 1200.00	1300.00 - 1300.00	1200.00 - 1200.00	1200.00 - 1200.00	1100.00 - 1100.00	1100.00 - 1200.00	1100.00 - 1100.00
Mutton	-	-	3200.00 - 3200.00	3200.00 - 3200.00	3400.00 - 3400.00	3400.00 - 3400.00	3200.00 - 3200.00	3200.00 - 3200.00	3400.00 - 3400.00
Pork	-	1300.00 - 1300.00	1300.00 - 1300.00	-	-	-	-	1300.00 - 1300.00	1300.00 - 1300.00

Annex 05 : Food Composition of Selected Food Commodities

Commodity	Energy (kcal/100g)	Protein (g/100g)	Total fat (g/100g)	Retinol Eq (μ g/100g)	Vit B2 (mg/100g)	Vit B6 (mg/100g)	Folate (μ g/100g)	Vit C (mg/100g)	Calcium (mg/100g)	Magnesium (mg/100g)	Iron (mg/100g)	Zinc (mg/100g)
Rice												
Rice - (white Kekulu - normal)	361	9.88	1.52	-	0.03	0.09	10.67	-	6.94	26.29	1.22	1.5
Rice - (white Kekulu Samba)	355	8.81	1.53	-	0.03	0.09	8.11	-	9.82	30.48	0.92	1.7
Rice - (Red Kekulu - normal)	366	8.64	2.12	-	0.05	0.1	8.39	-	4.73	31.7	0.88	1.84
Rice -Samba	369	6.86	2.45	-	0.05	0.13	12.79	-	8.71	37.26	1.18	1.49
Rice - Nadu White	366	7.76	1.48	-	0.03	0.12	9.35	-	4.57	20.1	0.64	1.61
Dried chillies	233	12.68	6.41	437	0.84	0.42	46.83	NA	107	231	5.39	1.65
Onion												
Big onions	48	1.67	0.24	0.16	0.01	0.1	32.99	7.58	14.82	16.94	0.45	0.25
Red onions	55	2.13	0.15	0.18	0.02	0.13	30.15	14.26	20.37	19.32	0.31	0.28
Potatoes	71	1.67	0.25		0.01	0.09	14.31	20.5	9.83	23.84	0.46	0.29
Pulses												
Green gram	290	21.97	0.93	19.5	0.28	0.33	135	NA	98.96	146	4.15	2.86
White cowpea	320	21.25	1.14	1.36	0.09	0.26	249	NA	84.1	213	5.04	3.57
Red cowpea	320	20.24	1.08	0.96	0.11	0.27	273	NA	81.83	194	4.95	3.4
Red Dhal	319	23.09	0.77	1.06	1.6	0.22	55	NA	41.27	66.63	7.45	3.34
Vegetables												
Beans	46	3.95	0.15	6.64	0.1	0.3	45.2	7.02	35.68	45.56	0.7	0.59
Carrot	30	0.85	0.45	1240	0.03	0.1	24.71	5.93	27.65	11.7	0.59	0.25
Leeks	30	1.74	0.49	18.56	0.02	0.19	42.63	4.65	29.28	11.77	1.49	0.43
Beetroot	31	2.12	0.15	1.52	0.01	0.09	108	4.51	20.29	34.88	0.77	0.29
Knolkhol	16	1.69	0.34		0.05	0.19	12.7	77.64	40.09	19.35	0.23	0.18
Radish	29	0.75	0.11		0.02	0.09	18.09	12.13	35.64	13.56	0.38	0.16
Cabbage	21	1.35	0.14	3.35	0.05	0.14	52.66	29.62	56.85	18.47	0.33	0.16

Tomatoes	20	0.88	0.56	165	0.03	0.09	20.16	25.58	9.69	14.93	0.31	0.12
Ladies fingers	26	2.06	0.19	12.41	0.08	0.28	70.62	24.48	92.26	55.23	0.96	0.44
Brinjal (Pandora Striped)	29	1.49	0.31	23	0.12	0.09	30.99	1.49	18.95	18	0.32	0.19
Brinjal (Chinese eggplant)	24	1.28	0.33	16.83	0.12	0.11	32.94	3.37	14.4	21.18	0.28	0.16
Capsicum	23	1.22	0.34	38.96	0.03	0.29	28.65	49.63	12.65	11.21	0.21	0.31
Pumpkin (Common)	31	0.86	0.3	30.41	0.02	0.09	17.72	8.73	18.75	9.93	0.49	0.25
Cucumber	19	0.98	0.24	0.58	0.01	0.08	19.66	4.08	22.1	18.22	0.67	0.21
Bitter gourd	19	1.47	0.23	55.08	0.05	0.06	53.1	46.89	25.19	35.81	1.75	0.26
Snake gourd (Dark green)	11	0.82	0.25	10.41	0.03	0.12	18.09	3.54	26.83	25.84	0.41	0.11
Snake gourd (Pale green)	11	0.89	0.25	5.14	0.03	0.07	16.52	2.85	27.11	21.77	0.47	0.2
Drumstick	30	2.48	0.12	3.13	0.06	0.12	60.48	92.33	22.27	28.51	0.5	0.26
Watakolu	12	0.86	0.15	59.33	0.01	0.07	25.48	6.41	14.67	14.01	4.42	0.45
Long beans	24	3.36	0.3	-	0.06	0.11	99.98	8.93	44.22	33.17	1.01	0.08
Ash Plantain	76	2.84	0.56	0.06	0.02	0.07	6.82	4.49	5.19	22.55	0.39	0.21
Green chillies	39	2.28	0.76	38.16	0.08	0.25	21.29	98.61	20.25	36.91	1.25	0.29
Limes	26	0.66	0.26	0.36	0.01	0.05	12.1	38.05	26	15.25	0.12	0.05
Kekiri	17	1.01	0.25	0.76	0.01	0.07	17.34	8.07	25.72	26.2	0.63	0.22
Ash pumpkin (Ash guord)	18	0.8	0.15		0.01	0.15	14.17	9.14	19.27	23.62	0.48	0.13
Cho-Cho	19	0.58	0.12	0.3	0.04	0.07	63.81	23.76	20.55	13.02	0.49	0.12
Thalana batu (Little prince)	21	1.28	0.39	24.33	0.12	0.09	38.63	2.4	12.38	19.62	0.31	0.22
Thalana batu (Thai eggplant)	21	1.45	0.26	18.33	0.11	0.09	31.18	2.71	17.24	37.22	0.37	0.24
Thibbatu	61	1.66	1.96	15.89	0.03	1.02	72.39	10.8	105	57.46	1.06	0.59
Kohila yams	27	0.64	0.16	1.72	0.01	0.14	4.64	1.67	52.33	33.95	0.61	1.62
Kehel muwa	19	1.36	0.63	4.27	0.02	0.12	40.51	8.16	35.09	31.43	0.38	0.39
Ambaralla	37	0.73	0.44	3.36	0.01	0.1	44.49	35.51	20.7	9.28	0.7	0.12
Mango	50	0.75	0.09	14.5	0.02	0.14	34.89	91.63	28.56	17.74	0.5	0.09
Mushroom	27	2.54	0.42	-	0.15	0.13	7.81	11.56	0.9	14.42	1.32	0.79
Dambala	21	1.84	0.2	38.74	0.08	0.4	33.69	19.82	68.24	31.38	1.2	0.44
Coconuts nuts	390	3.67	39.92	-	0.05	0.11	14.86	-				

Root Crop

Sweet potato	108	1.27	0.33	NA	0.04	0.09	14.44	22.2	28.93	21.05	0.51	0.14
Manioc	78	0.92	0.19	NA	0.07	0.2	0.1	1.95	25.31	19.08	19.78	23.73
Nelum ala/Lotus root	79	1.94	0.93	NA	0.05	0.19	26.49	26.63	37.71	26.58	3.34	0.35
Kiriala	87	3.96	0.15	1.19	0.03	0.16	20.17	2.71	30.79	41.52	0.6	0.42
Iniala	103	3.2	0.3	33.14	0.01	0.22	22.19	13.03	40.99	28.98	1.31	0.29

Leafy Vegetables

Mukunuwanna	28	3.15	0.55	92.25	0.09	0.27	96.14	3.24	135	45.38	1.7	1.03
Gotukola	15	0.64	0.47	226	0.07	0.23	70.11	6.74	96.31	41.42	1.25	0.66
Kankun	15	0.47	0.37	1614	0.08	0.4	33.69	19.82	49.21	18.35	1.32	0.44
Kathurumurunga	70	8.01	1.35	2097	0.33	0.22	120	121	901	96.64	4.36	0.53
Nivithi	22	2.2	0.47	959	0.06	0.11	74.05	10.26	163	61.37	1.49	0.67
Thampala	32	3.55	0.72	1474	0.21	0.22	74.27	82	258	209	3.5	1.4
Sarana	20	2.42	0.21	1149	0.03	0.13	58.54	9.89	59.57	42.93	0.13	0.75
Kohila leaves	33	4.1	0.83	300	0.02	0.17	56.76	5.56	19.5	20.32	0.25	0.3
Onion leaves	27	2.01	0.26	NA	0.04	0.18	56.8	23.38	35.21	74.95	3.15	0.77
Cabbage leaves	30	3.63	0.27	8.66	0.05	0.24	63.46	40.76	170	18.47	2.67	0.35
Salad leaves	19	1.05	0.24	NA	0.1	0.06	37.48	11.64	58.23	36.89	2.07	0.27
Cauliflower	23	2.09	0.48	0.14	0.06	0.11	46.67	50.17	22.44	18.52	0.76	0.27
Jackfruit pods	25	2.14	0.34	NA	0.03	0.04	30.7	24.77	37.32	26.08	0.3	0.17
Jackfruit seeds	77	5.66	0.44	NA	0.02	0.08	58.91	15.24	40.87	50.14	0.52	0.42

Meat

Chicken	176	23.14	9.24	6.88	0.07	0.49	10.09	-	15.06	20.18	0.75	0.64
Beef	160	23.3	7.45	2.15	0.08	0.32	1.93	-	4.8	28.54	2.41	3.31
Mutton	138	20.37	6.23	2.7	0.13	0.28	1.73	-	7.58	19.5	1.62	5.05
Pork	161	18.83	9.5	1.9	0.09	0.28	8.15	-	6.58	8.9	0.79	0.8

Fish

Balaya	96	21.28	1.12	21.01	0.15	0.12	7.89		6.45	26.02	0.68	0.46
Seer	136	22.28	5.18	81.9	0.07	0.16	15.45		9.85	36.73	0.41	0.74

Shark	95	21.6	0.83	1.11	0.04	0.11	8.57	8.44	32.58	0.41	0.74
Paraw	87	20.02	0.7	1.49	0.02	0.16	6.77	8.17	31.68	0.67	0.41
Thalapath	91	16.04	2.88	12.03	0.1	0.13	78.22	7.64	24.89	0.71	0.67
Kelawalla	109	21.47	2.55	15.95	0.17	0.73	77.39	13.35	33.82	0.68	0.64
Haedaella	87	19.88	0.78	12.18	0.04	0.06	11.7	36.6	53	0.54	0.65
Hurulla	88	17.08	2.18	10.02	0.14	1.66	61.66	103	35.45	1.24	1.05
Karalla / Katuwalla	97	21.8	1.06	1.25	0.02	0.1	14.38	37.06	39.05	0.24	0.42
Kumbala / Angila	101	21.51	1.53	16.34	0.1	0.1	7.13	31.27	37.46	1.46	0.67
Salaya / Sudaya	100	19.5	2.39	15.41	0.18	1.39	60.87	435	42.83	1.4	2.3
Theppli / Telapiya /Korali	83	18.48	1.08	17.14	0.18	0.18	8.29	99.39	24.96	2.84	0.88
Prawns	65	14.85	0.56	1.24	0.03	0.1	15.37	37.81	30.5	0.73	1.1
Crabs	45	10	0.55	8.33	0.14	0.18	13.83	37.81	45.93	0.73	1.1
Cuttle fish	76	16.82	0.93	1.93	0.02	0.04	6.22	8.73	35.46	0.62	1.3
Linna	112	20.3	3.37	15.78	0.23	0.68	59.78				
Coppara	97	22.89	0.56	21.51	0.04	0.12	8.08	7.2	30.08	1.2	0.58
Ray (Maduwa)	97	23.98	0.68	7.55	0.02	0.21	25.59	9.16	24.61	0.74	0.44

Dried Fish

Dried sprats	259	51.16	5.92	12.83	0.25	0.62	438	1178	162	3.06	4.2
Dried keeramin	311	49.6	12.42	12.92	0.13	2.41	144	555	166	2.58	3.19
Dried thalapath	289	54.68	8.04	9.38	0.04	0.43	97.8	62.75	110	1.96	1.45
Dried katta	275	50.04	8.31	2.48	0.03	0.35	80.4	86.55	92.17	1.47	1.16
Dried balaya	282	63.79	3.37	14.32	0.12	1.98	213	83.48	83.45	3.6	1.44
Dried shark / keelan	267	55.03	5.25	10.31	0.04	0.32	187	42.24	92.94	1.48	0.66

Eggs

Hen eggs (Country)	170	13.14	13	208	0.08	0.18	54.6	50.14	11.04	1.64	1.12
Hen eggs (Table)	135	13.55	9.03	200	0.19	0.19	49.46	63.3	12	2.39	1.73
Quail eggs	153	12.39	11.46	153	0.11	0.17	54.86	60.67	11.21	2.55	1.51

Fruits

Banana Embul	109	1.11	1.09	9.68	0.05	0.64	32.98	13.61	9.39	25.67	0.51	0.23
Anamaalu	102	1.04	0.72	16.4	0.04	0.65	21.07	3.66	8.06	27.02	0.51	0.23

Koli kuttu	107	1.38	0.34	8.8	0.03	0.47	18.12	7.71	8.56	38	0.32	0.14
Pineapple	37	0.41	0.17	5.76	0.04	0.12	17.86	39.36	10.37	10.71	0.3	0.09
Papaya	26	0.42	0.16	171	0.11	0.04	54.85	48.62	16.77	8.9	0.23	0.08
Mangoes (Karthakolomban)	79	0.8	0.92	259	0.01	0.1	35.52	17.74	3.12	6.72	0.1	0.08
Mangoes (Vilad)	44	0.76	0.58	146	0.05	0.26	67.6	29.97	16.93	14.79	0.65	0.19
Apple	62	0.29	0.64	0.36	0.02	0.08	3.43	2.9	3.12	6.72	0.1	0.08
Avacado	144	2.95	13.86	2	0.08	0.18	67.17	9.36	28.48	48.14	0.81	0.75
Wood apple	78	3.09	3.62	0.46	0.01	0.14	6.07	13.58	59.15	25.16	0.45	0.32
Orange	46	1.07	0.37	23.44	0.01	0.28	14.46	20.19	31.18	20.36	0.81	0.35
Guava	39	1.53	0.38	19.67	0.01	0.11	25.24	30.88	6.59	12.02	0.53	0.33
Grapes	49	0.95	10.69	3.22	0.04	0.1	7.07	20.51	7.27	6.86	0.28	0.07
Melon	19	0.65	0.16	130	0.02	0.11	6	8.24	4.05	9.76	0.15	0.1

Source: Sri Lanka Food Composition Tables, Ministry of Health - 2021.

Price Collecting Areas





HARTI



Ministry of Agriculture

**Food Systems and Market Research Division & Data Management Division
Hector Kobbekaduwa Agrarian Research and Training Institute**

No. 114, Wijerama Mawatha, Colombo 07.

Phone: 011-2696981 Fax: 011-2682283

E-mail: mfpaharti@yahoo.com

Web: www.harti.gov.lk

www.mobitel.lk

**දෛනික චිළචිචි තොග මිල,
ජංගම දුරකථනයෙන්**

හෙක්ටර් කොච්චිකඩුව ගොවි කරියතු පර්යේෂණ
හා පුහුණුධර්මේ ආයතනය අනුමුතයෙන්

**මොබිටෙල්
ජංගම
මිල දර්ශනය**

ජාතික ජංගම දුරකථන ජාලයෙන්

6666
අමතන්න.

මොබිටෙල් අද මිල - අත දෙස
මොබිටෙල් ජංගම දුරකථන ජාලයෙන්
චිළචිචි තොග මිල දර්ශනය.

විකාසයාට රු.2/-
විකාසයාට රු.2/-