

RETAIL MARKET AT A GLANCE

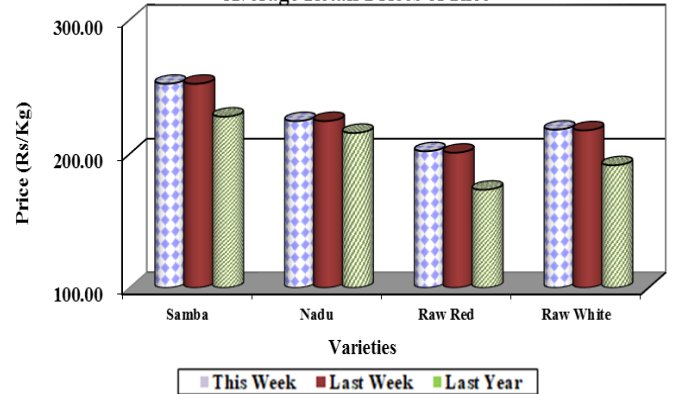
Summary

Rice

Retail prices of all the rice varieties have not changed significantly.

(Page No.01-02)

Average Retail Prices of Rice

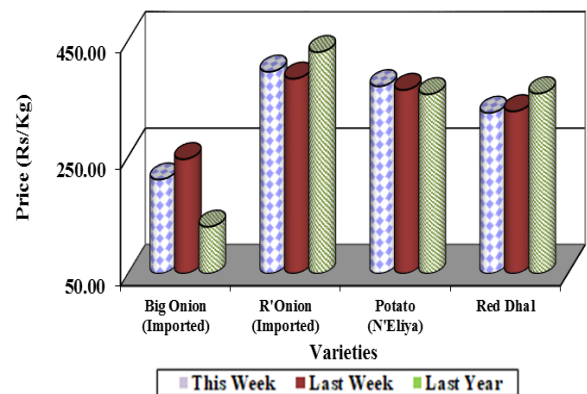


Other Field Crops

Prices of red onion have increased compared to the previous week while the price of big onion has decreased by Rs.35.00/kg.

(Page No.02-05)

Average Retail Prices of Other Field Crops

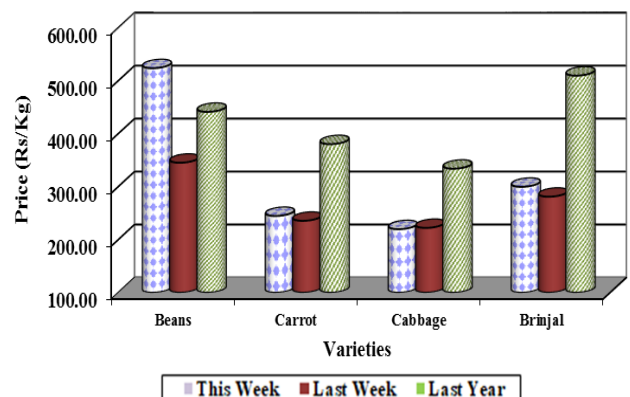


Vegetables

Retail prices of most of the vegetables have increased due to low supply with rainy weather.

(Page No.04-05)

Average Retail Prices of Vegetables



Fish

Retail prices of all most the fish varieties have increased due to decreased supply.

(Page No.07)

Rice

Wholesale

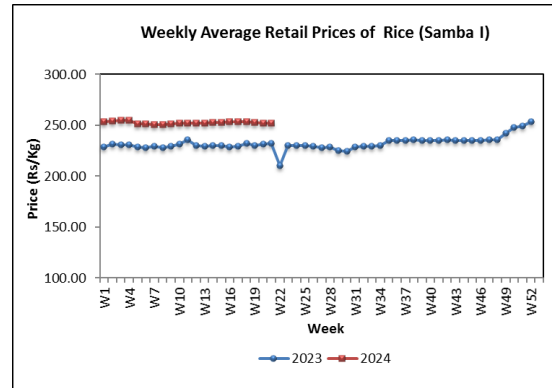
Prices of raw red and raw white have increased by 1% and 2% due to increased paddy prices and the price ranged Rs.180.00-195.00/kg and Rs.205.00-215.00/kg. Price of all other local rice varieties have not changed significantly. Prices of both samba grade I, II and keeri samba ranged between Rs.235.00-240.00/kg, Rs.228.00-230.00/kg and Rs.305.00-320.00/kg respectively. Price ranges of nadu grade I and II were Rs.205.00-215.00 and Rs.200.00-203.00/kg. Price of ponni samba has not changed significantly and the price ranged Rs.265.00-270.0/kg.

Compared to the same period of last year, prices of all local rice varieties have increased in the range of 12%-27% while price of imported ponni samba has increased by 27%.

Retail

Except raw red and raw white, prices of all the other rice varieties have not changed significantly. The price of raw red and raw white have increased slightly by Rs.1.00/kg and their prices ranged Rs.190.00-220.00/kg and Rs.210.00-220.00/kg respectively. Prices of samba grade I, nadu grade I and keeri samba

ranged Rs.230.00-270.00/kg, Rs.220.00-230.00/kg and Rs.350.00-380.00/ kg respectively.



Compared to the same period of last year, current retail prices of all rice varieties have increased with the highest price increase of 32% being reported for keeri samba.

Paddy

The average farmgate prices of short grain and keeti samba paddy have decreased slightly in some major producing areas. Accordingly, the average prices of short grain paddy have decreased by Rs.1.00-2.00/kg in Polonnaruwa, Dehiattakandiya and Ampara areas while its prices have ranged Rs.125.00-131.00/kg in major producing areas. Subsequently, the average price of keeri samba paddy has also decreased by Rs.7.00 and Rs.8.00/kg in Polonnaruwa and Dehiattakandiya areas respectively while its prices have ranged Rs.142.00-153.00/kg in major producing areas.

However, a price increment of Rs.1.00-5.00/kg was reported for long grain white paddy in Kurunegala, Dehiattakandiya and Ampara areas while reported Rs.115.00-120.00/kg price range. Meanwhile, the average farmgate price of long grain red paddy has decreased by Rs.3.00/kg in Matara and Hambantota areas while it has increased by Rs.2.00/kg in Embilipitiya areas. Its prices have ranged Rs.104.00-107.00/kg.

Compared to the same period of last year, the average farmgate prices of all major paddy varieties have increased and the highest was reported for long grain white paddy followed by long grain red paddy.

Dried Chilies

Wholesale

Price of imported dried chilies has increased by 6% due to availability of high-quality stocks and the price ranged Rs.750.00-850.00/kg.

Compared to the same period of last year, price of imported dried chilies has decreased by 20%.

Retail

The price of imported dried chilies have increased by Rs.12.00/kg and the price ranged Rs.800.00-1200.00/kg.

Compared to the same period of last year, the current retail prices of imported dried chilies has decreased by 22%.

Onion

Wholesale

Price of *sinan* red onion has decreased by 5% due to availability of low-quality stocks and price ranged Rs.200.00-220.00/kg. Price of *vedalan* and imported red onion have increased by 15% and 13% due to unavailability of sufficient stocks and price ranged Rs.350.00-400.00/kg and Rs.250.00-370.00/kg.

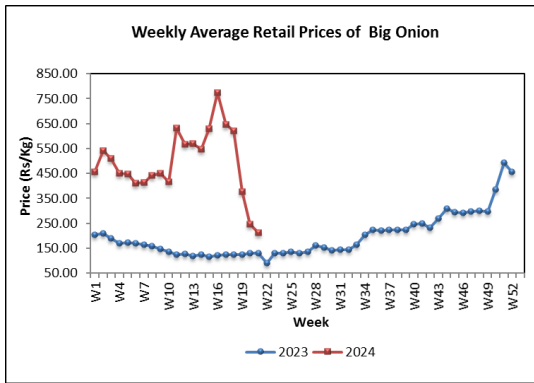
Price of imported big onion has decreased by 3% due to availability of sufficient stocks and the price ranged Rs.100.00-190.00/kg.

Compared to the same period of last year, price of both imported red onion and big onion has increased by 14% and 56%.

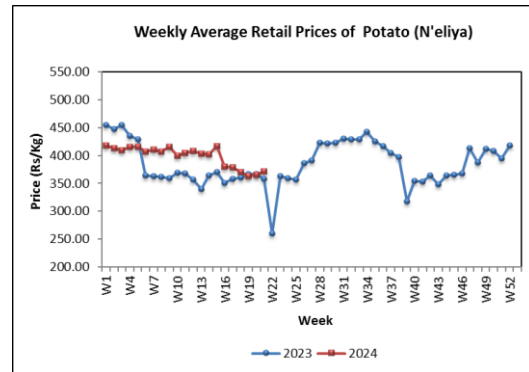
Retail

Prices of both *vedalan* and imported red onion have increased by Rs.24.00/kg and Rs.12.00/kg respectively and their prices ranged Rs.400.00-480.00/kg and Rs.360.00-440.00/kg respectively. The price of imported big onion has decreased by Rs.35.00/kg and the price ranged Rs.180.00-250.00/kg.

Weekly Food Commodities Bulletin



Compared to the same period of last year, the current retail price of imported red onion has decreased by 8% and the price of imported big onion has increased by 62%.



Compared to the same period of last year, current retail prices of Nuwara Eliya potato has increased by 4% and price of imported potato has decreased by 2%.

Potato

Wholesale

Price of Nuwara Eliya potato has increased by 15% due to unavailability of sufficient stocks and the price ranged Rs.230.00-250.00/kg. Price of imported potato has increased by 3% and the price ranged Rs.150.00-160.00/kg.

Compared to the same period of last year, prices of Nuwara Eliya and imported potatoes have decreased in the range of 6%-7%.

Retail

The price of Nuwara Eliya and imported potatoes have increased by Rs.6.00/kg and Rs.1.00/kg respectively and their price ranged Rs.340.00-400.00/kg and Rs.180.00-220.00/kg respectively.

Pulses

Wholesale

Price of green gram and red cowpea have decreased by 10% and 3% due to availability of sufficient stocks and the price ranged Rs.950.00-1100.00/kg and Rs.700.00-750.00/kg. Price of white cowpea has increased by 1% and the price ranged Rs.750.00-800.00/kg. Price of red dhal has decreased by 2% due to low demand at the market.

Compared to the same period of last year, price of all pulses excepts white cowpea have decreased in the range of 11%-28% while the price of white cowpea has increased by 15%.

Retail

Price of green gram, white cowpea, red cowpea and red dhal have decreased by Rs.41.00/kg, Rs.3.00/kg, Rs.13.00/kg and Rs.3.00/kg respectively. Prices ranged Rs.1200.00-1500.00/kg for green gram Rs.800.00-1200.00/kg for both white and red cowpea and Rs.300.00-360.00/kg for red dhal.

Compared to the same period of last year, the current retail price of both white and red cowpea has increased in the range of 5%-8% and prices of green gram and red dhal have decreased in the range of 9%-13%.

Vegetable

Wholesale

Prices of most of the vegetables have increased due to decreased supply with the prevailed adverse rainy weather condition.

Considering up country vegetables, the highest price increase was reported for beans as 70% due to decreased supply from all the major producing areas with the end of the harvesting season followed by carrot and leeks as 23% and 20% respectively due to decreased supply with the adverse rainy weather condition. Prices of raddish and knobhol has increased by 16% and 9% respectively with the availability of high-quality stocks. However, prices of beetroot

and cabbage have decreased by 16% due to increased supply from Nuwara Eliya area.

Price of tomato has increased by 86% due to decreased supply from Sooriyawewa and Balangoda areas and the price of capsicum has increased by 24% with the decreased supply from Nuwara Eliya areas with the impact of adverse rainy weather.

Considering low country vegetables, prices of most of the vegetables have increased with the decreased supply from Puttalam area. Accordingly, the highest price increase was reported for long beans as 84%, followed by ash plantain as 69% due to decreased supply from Embilipitiya area. Price of drumstick has increased by 57% with the decreased supply from all the major producing areas.

Price of pumpkin has increased by 40% with the decreased supply from Nochchiyagama area. Prices of snake gourd, luffa and bitter gourd have increased by 14%-35%. However, price of ladies fingers has decreased by 23% with the decreased demand due to rainy season.

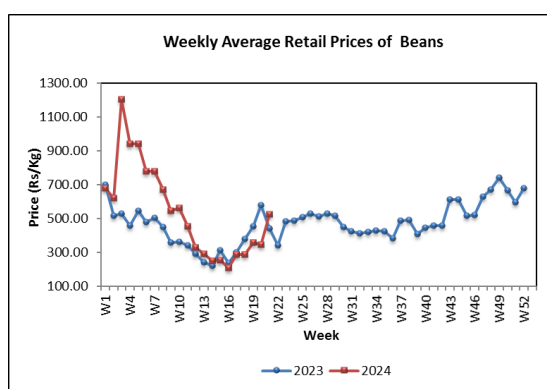
Price of green chilies has increased by 100% due to decreased supply from Puttalam and Nochchiyagama areas while price of lime has decreased by 13% with the decreased demand due to prevailed high market prices in previous weeks.

Compared to the same period of last year, prices of most of the vegetables have

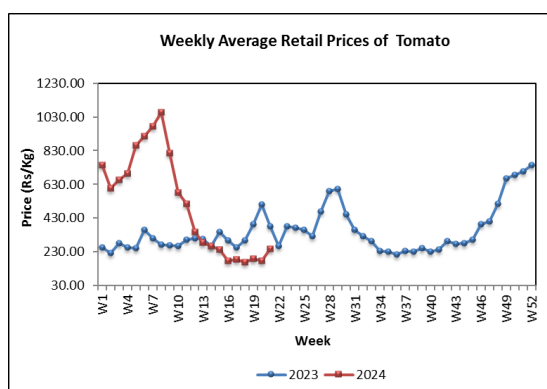
decreased and the highest price decrease was reported for cabbage as 76%.

Retail

In line with increased wholesale price, retail price of most of the vegetable varieties have also increased. Considering up country varieties, the highest price decrease was reported for beans as Rs.178.00/kg followed by leeks as Rs.43.00/kg. Prices of raddish, beetroot, carrot and knolkhol have increased by Rs.26.00/kg, Rs.20.00/kg, Rs.9.00/kg and Rs.2.00/kg respectively.



The prices of tomato and capsicum have increased by Rs.72.00/kg and Rs.6.00/kg respectively.



Considering low country varieties, the highest price increase was reported for drumsticks as Rs.332.00/kg followed by bitter gourd as Rs.90.00/kg. Prices of luffa, long beans and snake gourd have increased by Rs.56.00/kg, Rs.55.00/kg and Rs.34.00/kg respectively. Prices of cucumber and ladies fingers decreased by Rs.24.00/kg and Rs.7.00/kg respectively.

Further, prices of lime and green chilies have increased by Rs.113.00/kg and Rs.51.00/kg.

Compared to the same period of last year, prices of most of the varieties have decreased and the highest price decrease was reported for carrot as 36%.

Coconut

Wholesale

Prices of both large and small nuts have increased by 1% and the price ranged Rs.95.00-100.00 for a large nut and Rs.80.00-90.00 for a small nut.

Compared to the same period of last year, prices of large and small nuts have increased by 3% and 12% respectively.

Retail

The price of large nuts has decreased by Rs.2.00/nut whereas the price of small nuts has decreased by Rs.1.00/nut. Price ranges

were Rs.100.00-120.00 for a large nut and Rs.80.00-90.00 for a small nut.

Compared to the same period of last year, prices of large and small nuts have decreased by 2%.

Fruits

Wholesale

Prices of most of the fruit varieties have decreased due to low demand with rainy weather and availability of sufficient fruit stocks. The highest price decrease was reported for large sized pineapple by 22%, while the prices of other sizes of pineapple have decreased by 19% with low demand and availability of stocks. Prices of king coconut and papaw have decreased by 21% and 19% respectively due to low demand. Further, prices of all the mango varieties have decreased in the range of 6%-18% with availability of sufficient stocks. Prices of all the banana varieties have decreased in the range of 4%-10% with low demand. In addition, price of avocado has decreased by 9% with availability of stocks, while the prices of wood apple and slime apple have decreased by 5% and 4% respectively with low demand. Prices of imported grapes has decreased by 3%.

However, prices of passion fruit have increased by 6% with limited supply while prices of orange have not changed.

Compared to the same period of last year, prices of most of the fruit varieties have increased, while the highest price increase was reported as 170% for wood apple.

Retail

Prices of most of fruit varieties have decreased with decreased wholesale prices. The highest price decrease of Rs.68.00/fruit was reported for avocado. Moreover, the price of large size of pineapple has decreased by Rs.55.00/fruit. The prices of small size pineapple and medium sized pineapple have decreased by Rs.49.00/fruit and Rs.20.00/fruit respectively.

In addition, the prices of wood apple and vilad have decreased by Rs.30.00/fruit and Rs.16.00/fruit respectively. The price of papaw has decreased by Rs.28.00/kg. The price of imported grapes has decreased by RS.10.00/kg. Moreover, the prices of king coconut, karthakolomban and orange have decreased by Rs.13.00/fruit, Rs.5.00/fruit and Rs.3.00/fruit respectively. The prices of ambul, kolikuttu and seeni banana have decreased in the range of Rs.5.00-11.00/kg.

Meanwhile, a price increase of Rs.1.00/fruit was reported for passion fruit.

Compared to the same period of last year, prices of most of fruit varieties have

increased and the highest price increase was reported for passion fruit as 103%.

Fresh Fish

Wholesale

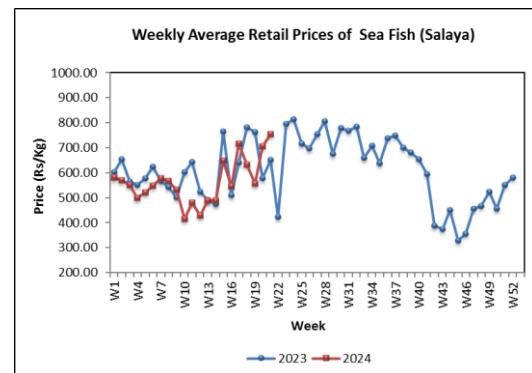
Wholesale prices of all the fresh fish types except kelawalla have increased due to decreased supply with bad weather condition. The highest price increase of 21% was noted for salaya due to low supply from Trincomalee, Mannar and Valachchenai areas and the price ranged Rs.450.00-600.00/kg. A price increase of 8% was noted for balaya due to low supply from Beruwala and Galle areas and the price ranged between Rs.850.00-1100.00/kg. Likewise, a price increase of 6% was noted for hurulla due to low supply from Kalpitiya and Mullaitivu areas and the price ranged Rs.700.00-950.00/kg. Also, the wholesale prices of shrimps, paraw, thalapath and thora have increased by 2%-4%.

However, a price decrease of 6% was noted for kelawalla due to high supply form Galle, Mirissa and Beruwala areas and the price ranged between Rs.1250.00-1500.00/kg.

Compared to the same period of last year, current wholesale prices of most of the fresh fish types have increased in the range of 9%-19% and the highest price increase was noted for thalapath.

Retail

In line with increased wholesale prices, retail prices of all types of fresh fish except kelawalla have also increased due to decreased supply. The highest price increase was reported for thora by Rs.389.00/kg. Further, prices of thalapath and paraw have increased by Rs.176.00/kg and Rs.158.00/kg respectively. Further, salaya, hurulla and shrimps have increased in the range of Rs.49.00-90.00/kg.



However, a price decrease was reported for kelawalla by Rs.42.00/kg.

Compared to the same period of last year, prices of all types of fresh fish have decreased in the range of 7%-22% and the highest price decrease was reported for balaya.

Dried Fish

Wholesale

Due to decrease of local dried fish supply, prices of most of the local and imported

dried fish types have increased. The highest price increase of 10% was noted for local balaya due to low supply from Negombo and Beruwala areas and the price ranged between Rs.800.00-1050.00/kg. A price increase of 6% was noted for local sprats due to low supply from Trincomalee, Mannar and Mullaitivu areas and the price ranged between Rs.1350.00-1500.00/kg. Likewise, a price increase of 5% was noted for local salaya due to low supply from Puttalam, Mannar and Chilaw areas and the price ranged between Rs.400.00-520.00/kg. Also, the wholesale prices of imported sprats, local mora and local maduwa have increased by 3%-4%.

However, a price decrease of 1% was noted for imported anguluwa and imported kattawa.

Compared to the same period of last year, current wholesale prices of most of the dried fish types have decreased in the range of 1%-40% and the highest price decrease was reported for local salaya.

Retail

In line with increased wholesale prices, retail prices of all types of dried fish except salaya, kattawa and anguluwa have increased due to decrease supply. Prices of mora and balaya have increased by Rs.247.00/kg and Rs.297.00/kg. The

highest price decrease of Rs.154.00/kg was reported for salaya. Further, prices of kattawa and anguluwa have decreased by Rs.104.00/kg and Rs.81.00/kg,

The rest has increased in the range of Rs.5.00-17.00/kg.

Compared to the same period of last year, prices of all types of dried fish have decreased in the range of 1%-19% and the highest price decrease was reported for kattawa.

Eggs

Wholesale

Prices of brown and white eggs have decreased by 1% and their prices ranged between Rs.47.00-50.00/egg and Rs.45.00-47.00/egg respectively.

Compared to the same period of last year, price of white egg has decreased by 6%.

Retail

Prices of both brown and white egg has decreased by Rs.2.00/egg in line with decreased wholesale prices. Price range of a brown egg was between Rs.48.00-54.00 and Rs.46.00-50.00 for a white egg.

Compared to the same period of last year, price of white egg has decreased by 3% while price of brown egg has increased by 4%.

Meat

Retail

Prices of pork, mutton and beef have increased by Rs.200.00/kg, Rs.154.00/kg and Rs.33.00/kg. However, prices of both broiler and curry chicken have decreased by Rs.70.00/kg and Rs.82.00/kg respectively.

Compared to the same period of last year, most of the meat varieties have decreased in the range of 15%-19%.

EXPLANATORY NOTE

The Food Commodities Bulletin is a weekly publication containing information relating to wholesale and retail prices of selected food commodities in nine selected markets in and around Colombo and main markets in the major producing areas.

The information is analyzed and presented as prevailing prices, price ranges, averages, and a comparison of weekly prices. The changes in prices reported are always with price prevailed during the previous week unless otherwise stated.

The frequency of collection of wholesale price information is twice a week (i.e., Tuesday and Friday) while with retail prices, it is thrice a week (i.e., Friday, Monday, and Tuesday).

Table 01: Selected Markets: Wholesale Price of Rice (Rs/50kg bag)

Week 21: 17 - 23 May 2024

LOCATIONS	Rice Varieties													
	Samba 1		Samba 2		Keeri Samba		Nadu 1		Nadu 2		Raw Red		Raw White	
Colombo	11750	12000	11400	11500	15250	16000	10250	10750	10000	10150	9000	9750	10250	10750
Divulapitiya	-	-	-	-	-	-	-	-	-	-	-	-	-	-
Kurunegala	12500	12500	11250	11450	17000	17000	10750	10900	10000	10300	9250	9250	9750	10000
Nikaweratiya	12500	13150	11250	11500	17000	17000	10900	10900	10100	10250	9750	10250	9750	10000
Badulla	-	-	-	-	-	-	11000	11000	-	-	8900	9000	9350	9800
Puttalam	13600	14000	-	-	-	-	10750	10900	9750	10250	9500	10250	9500	9750
Dambulla	12900	13000	12250	12400	-	-	10750	10800	10250	10300	9500	9750	10000	10150
Anuradhapura	12250	12750	11500	11500	17000	17500	10750	10850	9750	10250	9750	10250	9500	10250
Tambuttegama	-	-	-	-	-	-	-	-	-	-	-	-	-	-
Polonnaruwa	12350	12600	11850	11900	17500	17500	10700	10750	9700	9750	10200	10250	9700	9750
Kalutara	-	-	11500	11750	16250	16750	-	-	10000	10250	9250	9500	10250	10500
Ampara	-	-	11500	11500	-	-	11000	11000	-	-	8500	8750	9100	9300
Kandy	11850	12000	11250	11500	16000	16500	10500	10750	9750	10000	9250	9750	10000	10500
Moneragala	12750	13000	11250	11250	17000	17500	10500	10850	-	-	8000	8250	8750	9250
Kegalle	-	-	-	-	-	-	-	-	-	-	-	-	-	-
Dehiattakandiya	13000	13000	-	-	15500	18750	10750	10900	9500	10250	8750	10250	9000	10250
Hambantota	11750	12500	-	-	-	-	-	-	-	-	8400	8750	9750	10000
Matara	12250	12500	-	-	-	-	10600	10800	-	-	8500	8750	9750	10000
Galle	13000	13400	-	-	17750	18750	10750	10900	-	-	8750	9100	10000	10400
Meegoda	11750	12000	-	-	15750	16000	10150	10750	-	-	8750	9250	9900	10150
Tissamaharama	12500	13000	11750	12250	16250	17750	10250	11000	-	-	8000	8250	9150	9800
Embilipitiya	-	-	-	-	-	-	-	-	-	-	-	-	-	-
Jaffna	12000	12100	-	-	17000	17100	10250	10500	9500	9500	8750	9000	10000	10250
Vavuniya	11800	12100	-	-	16750	17000	10500	10750	9500	9750	9000	9250	10000	10300
Mannar	12000	12250	-	-	16500	17000	10500	10750	10000	10250	9000	9250	10250	10500
Killinochchi	11750	12000	-	-	16750	17000	10500	10750	9750	10000	9000	9250	10000	10250
Mullattivu	14000	14000	-	-	17000	17250	-	-	9500	9750	8500	8750	9500	9750
Batticaloa	11900	12000	-	-	16800	16900	10500	10600	9900	10000	9250	9400	10000	10250
Trincomalee	11900	12100	-	-	16750	17000	10200	10500	9700	9900	9200	9400	9800	10000
Galenbindunuwew	11850	12500	11500	11600	16750	17500	10750	10850	10250	10400	10000	10250	9500	10250
Matale	12500	13000	11500	11600	16000	17000	10700	10850	10250	10350	9000	9500	10100	10250

Table 02: Selected Markets: Retail Price of Rice (Rs/kg)

Week 21: 17 - 23 May 2024

LOCATIONS	Rice Varieties													
	Samba 1		Samba 2		Keeri Samba		Nadu 1		Nadu 2		Raw Red		Raw White	
Colombo	230.00	260.00	-	-	-	-	220.00	230.00	220.00	220.00	190.00	220.00	210.00	220.00
Gampaha	-	-	-	-	-	-	-	-	-	-	-	-	-	-
Kurunegala	250.00	260.00	240.00	240.00	360.00	360.00	220.00	220.00	200.00	210.00	180.00	190.00	200.00	210.00
Nikaweratiya	270.00	270.00	230.00	235.00	340.00	340.00	220.00	220.00	205.00	210.00	200.00	210.00	200.00	215.00
Dambulla	265.00	270.00	250.00	255.00	350.00	355.00	218.00	220.00	210.00	212.00	200.00	205.00	205.00	210.00
Anuradhapura	255.00	260.00	230.00	235.00	350.00	360.00	220.00	220.00	200.00	210.00	200.00	210.00	195.00	210.00
Thambuththegama	-	-	-	-	-	-	-	-	-	-	-	-	-	-
Polonnaruwa	253.00	260.00	230.00	240.00	350.00	360.00	218.00	220.00	195.00	200.00	210.00	210.00	195.00	200.00
Kaluthara	250.00	255.00	-	-	350.00	365.00	220.00	225.00	-	-	200.00	205.00	210.00	218.00
Badulla	-	-	-	-	340.00	340.00	220.00	220.00	-	-	185.00	185.00	200.00	200.00
Keppetipola	250.00	260.00	230.00	235.00	330.00	340.00	217.00	220.00	208.00	210.00	180.00	184.00	199.00	205.00
Moneragala	265.00	270.00	230.00	230.00	350.00	360.00	215.00	220.00	-	-	165.00	170.00	185.00	190.00
Kegalle	270.00	275.00	-	-	350.00	360.00	220.00	220.00	210.00	215.00	210.00	220.00	210.00	220.00
Ampara	270.00	270.00	235.00	240.00	335.00	350.00	220.00	220.00	203.00	210.00	167.00	180.00	185.00	188.00
Dehiattakandiya	260.00	265.00	-	-	350.00	385.00	220.00	220.00	210.00	210.00	180.00	210.00	185.00	210.00
Nuwaraeliya	265.00	270.00	235.00	335.00	340.00	350.00	218.00	220.00	210.00	212.00	186.00	190.00	205.00	210.00
Kandy	250.00	260.00	230.00	240.00	360.00	365.00	220.00	225.00	200.00	210.00	195.00	200.00	205.00	215.00
Puttalam	280.00	285.00	-	-	-	-	220.00	220.00	195.00	205.00	205.00	210.00	195.00	200.00
Hambantota	240.00	260.00	-	-	350.00	370.00	220.00	220.00	210.00	210.00	175.00	180.00	200.00	205.00
Rathnapura	265.00	275.00	-	-	360.00	390.00	220.00	230.00	210.00	215.00	180.00	194.00	198.00	214.00
Matara	250.00	260.00	-	-	360.00	380.00	220.00	220.00	-	-	174.00	180.00	200.00	210.00
Galle	270.00	280.00	-	-	360.00	380.00	220.00	220.00	-	-	180.00	190.00	210.00	210.00
Tissamaharama	240.00	265.00	-	-	330.00	360.00	220.00	225.00	210.00	215.00	164.00	170.00	185.00	200.00
Meegoda (DEC)	240.00	250.00	-	-	330.00	340.00	215.00	220.00	-	-	190.00	200.00	200.00	210.00
Embilipitiya	235.00	250.00	-	-	-	-	215.00	220.00	200.00	210.00	170.00	180.00	195.00	210.00
Jaffna	245.00	250.00	-	-	350.00	355.00	220.00	225.00	200.00	205.00	190.00	195.00	210.00	215.00
Vavuniya	245.00	248.00	-	-	350.00	355.00	220.00	224.00	200.00	205.00	190.00	195.00	210.00	215.00
Mannar	250.00	255.00	-	-	350.00	360.00	220.00	225.00	210.00	215.00	190.00	200.00	215.00	220.00
Killinochchi	246.00	250.00	-	-	345.00	350.00	220.00	225.00	205.00	210.00	190.00	195.00	210.00	215.00
Mullaittivu	285.00	285.00	-	-	345.00	350.00	-	-	193.00	200.00	175.00	180.00	190.00	195.00
Batticaloa	246.00	250.00	-	-	346.00	350.00	218.00	220.00	205.00	210.00	190.00	195.00	208.00	210.00
Trincomalee	248.00	252.00	-	-	345.00	350.00	215.00	220.00	204.00	208.00	194.00	198.00	208.00	212.00
Hanguranketha	-	-	230.00	235.00	-	-	215.00	220.00	202.00	210.00	178.00	190.00	198.00	212.00
Veyangoda	-	-	-	-	-	-	-	-	-	-	-	-	-	-
Galenbindunuwewa	240.00	260.00	230.00	235.00	340.00	360.00	218.00	220.00	210.00	212.00	205.00	210.00	195.00	210.00
Bandarawela	-	-	-	-	-	-	-	-	-	-	-	-	-	-
Matale	255.00	265.00	235.00	238.00	340.00	350.00	216.00	220.00	210.00	214.00	200.00	203.00	208.00	212.00

Table 04: Selected Markets: Wholesale Price of Subsidiary Food (Rs/50kg)

Week 21: 17 - 23 May 2024

LOCATION	Dried Chillies	Red Onion		Big Onion	Potato			Pulses		
	Imported	Imported	Local		Imported	Welimada	Nuwara Eliya	Green Gram	Cowpea	Red Dhal
Colombo	37500 - 42500	12500 - 18500	17500 - 20000	5000 - 9500	7500 - 8000	-	11500 - 12500	47500 - 55000	37500 - 40000	13500 - 14000
Kurunegala	32500 - 36750	19000 - 19000	-	6250 - 10000	8000 - 8250	-	-	48750 - 50000	30000 - 30000	13750 - 16250
Nikaweratiya	37000 - 38000	13750 - 14000	-	6000 - 9500	7500 - 8250	-	-	62500 - 65000	-	13750 - 14000
Dehiattakandiya	37500 - 40000	18500 - 19250	19000 - 20000	8000 - 11750	8500 - 9000	-	14500 - 15000	40000 - 40000	-	13900 - 15250
Dambulla (DEC)	34000 - 37500	15000 - 16000	14000 - 15000	6500 - 10500	8000 - 8250	-	11000 - 11250	47500 - 48750	32500 - 37750	13750 - 13900
Anuradhapura	37500 - 42500	15000 - 19000	-	7500 - 11500	8500 - 9750	-	-	57500 - 65000	37500 - 42500	14250 - 14500
Thambuththegama	-	-	-	-	-	-	-	-	-	-
Polonnaruwa	40000 - 43000	17000 - 18500	20500 - 20500	9500 - 12000	8500 - 10500	-	14500 - 16500	50000 - 57500	40000 - 45000	15500 - 16500
Kaluthara	39000 - 41000	15000 - 15250	-	8000 - 8500	8150 - 8400	-	12250 - 12500	59000 - 60000	40000 - 41000	14000 - 14250
Puttalam	34000 - 36000	-	10000 - 12500	8000 - 11750	8250 - 10000	-	15000 - 16250	50000 - 55000	-	14500 - 15500
Kandy	40000 - 42500	17000 - 17500	20000 - 21000	6500 - 11000	8500 - 9000	-	11500 - 12000	55000 - 57500	39000 - 40000	14000 - 14250
Matara	37500 - 40500	19000 - 20500	-	6500 - 9250	8250 - 9000	-	15000 - 15500	55000 - 58000	37500 - 40000	14500 - 15000
Hambantota	37500 - 40000	15000 - 17500	-	6250 - 9250	8500 - 9000	-	-	47500 - 57500	37500 - 42500	14500 - 15500
Kegalle	38000 - 38200	14600 - 15000	-	7850 - 8000	7850 - 8000	-	12950 - 13050	53000 - 55000	43500 - 45000	14500 - 15500
Galle	40000 - 42500	13000 - 13000	16000 - 18000	6000 - 9000	8500 - 9000	-	16000 - 17000	65000 - 66000	40000 - 45000	14500 - 15500
Tissamaharama	37500 - 42500	15000 - 17500	-	9000 - 10000	8750 - 9750	-	14500 - 15500	40000 - 47500	32500 - 37500	14750 - 16000
Meegoda (DEC)	38000 - 40000	-	-	6250 - 10000	7750 - 8000	-	11500 - 12500	52500 - 62500	38500 - 45000	13750 - 14250
Jaffna	37500 - 38000	-	17000 - 17500	10000 - 10500	9000 - 9250	-	16500 - 17000	47500 - 48500	-	14750 - 15000
Vavuniya	37500 - 40000	-	-	7750 - 8250	9000 - 9700	-	-	45000 - 46500	-	14950 - 15200
Mannar	37500 - 40000	13000 - 14000	-	7500 - 11000	9250 - 9500	-	-	52500 - 54000	-	14400 - 14750
Killinochchi	38000 - 39000	-	-	10000 - 11000	8000 - 9000	-	13000 - 14000	47500 - 49000	-	15000 - 15250
Mullattivu	40000 - 41000	-	-	10000 - 11000	10000 - 10500	-	-	49000 - 52500	-	14500 - 15000
Batticaloa	40000 - 40500	17750 - 18250	19750 - 20250	9000 - 9500	8500 - 9000	-	13000 - 15250	47500 - 49000	38500 - 39250	14250 - 14500
Trincomalee	42000 - 43500	-	-	6250 - 7500	-	-	-	45000 - 47500	34000 - 36000	14250 - 14750
Galenbindunuwewa	37500 - 41000	15000 - 18500	-	8500 - 12500	8500 - 9500	-	-	50000 - 59000	35000 - 37500	14250 - 14500
Matale	37500 - 40000	15000 - 16000	-	8000 - 9000	8250 - 8500	-	14000 - 15000	52500 - 55000	35000 - 37500	14000 - 14500

Table 05: Selected Markets: Retail Price of Subsidiary Food Crops (Rs/kg)

Week 21: 17 - 23 May 2024

LOCATIONS	Dried Chillies	Red Onion		Big Onion	Potato			Pulses		
	Imported	Imported	Local		Imported	Welimada	Nuwara Eliya	Green Gram	Cowpea	Red Dhal
Colombo	1100.00 - 1300.00	480.00 - 600.00	-	420.00 - 480.00	180.00 - 220.00	-	400.00 - 440.00	1000.00 - 1400.00	1200.00 - 1400.00	320.00 - 360.00
Gampaha	-	-	-	-	-	-	-	-	-	-
Kurunegala	800.00 - 860.00	360.00 - 400.00	460.00 - 480.00	180.00 - 280.00	200.00 - 220.00	300.00 - 320.00	340.00 - 360.00	1200.00 - 1400.00	1000.00 - 1200.00	320.00 - 350.00
Nikaweratiya	800.00 - 900.00	320.00 - 400.00	-	180.00 - 210.00	180.00 - 200.00	300.00 - 300.00	-	1350.00 - 1400.00	850.00 - 880.00	300.00 - 330.00
Dambulla	800.00 - 850.00	380.00 - 400.00	400.00 - 420.00	180.00 - 250.00	190.00 - 220.00	340.00 - 360.00	380.00 - 400.00	1200.00 - 1300.00	800.00 - 850.00	290.00 - 300.00
Anuradhapura	800.00 - 1000.00	320.00 - 400.00	-	170.00 - 240.00	200.00 - 220.00	-	-	1200.00 - 1400.00	800.00 - 900.00	295.00 - 320.00
Thambuththegama	-	-	-	-	-	-	-	-	-	-
Polonnaruwa	880.00 - 960.00	350.00 - 380.00	420.00 - 420.00	240.00 - 280.00	200.00 - 220.00	-	340.00 - 340.00	1100.00 - 1250.00	850.00 - 1100.00	320.00 - 340.00
Kaluthara	940.00 - 980.00	380.00 - 400.00	-	250.00 - 270.00	190.00 - 210.00	-	340.00 - 340.00	1400.00 - 1500.00	940.00 - 980.00	300.00 - 310.00
Badulla	800.00 - 800.00	400.00 - 440.00	440.00 - 480.00	200.00 - 250.00	200.00 - 230.00	300.00 - 320.00	350.00 - 350.00	1100.00 - 1100.00	800.00 - 900.00	320.00 - 360.00
Keppetipola	850.00 - 880.00	360.00 - 370.00	380.00 - 400.00	240.00 - 250.00	190.00 - 200.00	300.00 - 320.00	-	1200.00 - 1250.00	850.00 - 880.00	305.00 - 315.00
Moneragala	800.00 - 900.00	400.00 - 440.00	-	200.00 - 280.00	190.00 - 240.00	300.00 - 300.00	360.00 - 360.00	1000.00 - 1200.00	800.00 - 850.00	300.00 - 320.00
Kegalle	850.00 - 900.00	350.00 - 360.00	-	200.00 - 240.00	200.00 - 200.00	310.00 - 320.00	-	1100.00 - 1200.00	800.00 - 950.00	290.00 - 340.00
Ampara	800.00 - 800.00	360.00 - 420.00	-	170.00 - 300.00	190.00 - 220.00	-	340.00 - 340.00	1100.00 - 1450.00	900.00 - 1120.00	290.00 - 300.00
Dehiattakandiya	850.00 - 1000.00	380.00 - 400.00	400.00 - 420.00	180.00 - 250.00	190.00 - 200.00	300.00 - 320.00	-	-	-	290.00 - 320.00
Nuwaraeliya	860.00 - 900.00	400.00 - 420.00	420.00 - 440.00	190.00 - 260.00	200.00 - 220.00	-	350.00 - 360.00	1340.00 - 1360.00	880.00 - 900.00	298.00 - 308.00
Kandy	800.00 - 900.00	420.00 - 450.00	480.00 - 500.00	260.00 - 280.00	200.00 - 220.00	-	340.00 - 350.00	1300.00 - 1380.00	950.00 - 1000.00	290.00 - 320.00
Puttalam	800.00 - 800.00	-	360.00 - 440.00	200.00 - 300.00	200.00 - 240.00	-	350.00 - 400.00	1200.00 - 1280.00	-	300.00 - 320.00
Rathnapura	850.00 - 1000.00	380.00 - 440.00	-	240.00 - 280.00	200.00 - 200.00	-	340.00 - 340.00	1400.00 - 1600.00	900.00 - 1050.00	320.00 - 340.00
Hambantota	850.00 - 900.00	350.00 - 420.00	-	170.00 - 240.00	200.00 - 220.00	-	-	1100.00 - 1250.00	800.00 - 900.00	310.00 - 340.00
Matara	800.00 - 900.00	400.00 - 450.00	460.00 - 480.00	170.00 - 240.00	200.00 - 220.00	-	360.00 - 400.00	1200.00 - 1260.00	800.00 - 1000.00	310.00 - 330.00
Galle	900.00 - 900.00	350.00 - 400.00	440.00 - 450.00	170.00 - 220.00	180.00 - 220.00	-	360.00 - 400.00	1400.00 - 1500.00	900.00 - 1000.00	310.00 - 330.00
Tissamaharama	800.00 - 900.00	340.00 - 400.00	-	200.00 - 240.00	200.00 - 220.00	-	340.00 - 360.00	1000.00 - 1200.00	800.00 - 900.00	300.00 - 340.00
Meegoda (DEC)	800.00 - 850.00	-	380.00 - 400.00	180.00 - 260.00	180.00 - 200.00	300.00 - 300.00	340.00 - 340.00	1100.00 - 1300.00	800.00 - 1000.00	310.00 - 340.00
Embilipitiya	850.00 - 950.00	-	380.00 - 400.00	175.00 - 240.00	180.00 - 200.00	300.00 - 320.00	-	1220.00 - 1320.00	920.00 - 1050.00	295.00 - 330.00
Jaffna	800.00 - 850.00	-	350.00 - 380.00	230.00 - 250.00	190.00 - 210.00	-	350.00 - 370.00	1000.00 - 1100.00	-	310.00 - 320.00
Vavuniya	850.00 - 900.00	-	-	200.00 - 215.00	220.00 - 240.00	-	-	1000.00 - 1100.00	-	320.00 - 324.00
Mannar	850.00 - 900.00	-	400.00 - 400.00	180.00 - 262.00	200.00 - 220.00	-	-	1150.00 - 1200.00	-	310.00 - 320.00
Killinochchi	800.00 - 840.00	-	-	240.00 - 260.00	200.00 - 220.00	-	340.00 - 360.00	1000.00 - 1100.00	-	310.00 - 325.00
Mullaittivu	830.00 - 850.00	-	-	-	210.00 - 220.00	-	-	1000.00 - 1100.00	-	295.00 - 310.00
Batticaloa	850.00 - 860.00	370.00 - 400.00	440.00 - 450.00	220.00 - 250.00	200.00 - 240.00	300.00 - 330.00	340.00 - 350.00	1000.00 - 1040.00	820.00 - 840.00	310.00 - 315.00
Trincomalee	900.00 - 1000.00	320.00 - 320.00	370.00 - 400.00	250.00 - 280.00	190.00 - 210.00	-	-	1000.00 - 1050.00	-	310.00 - 315.00
Hanguranketha	800.00 - 900.00	360.00 - 400.00	460.00 - 460.00	180.00 - 260.00	185.00 - 210.00	-	-	1000.00 - 1295.00	800.00 - 850.00	295.00 - 300.00
Veyangoda	-	-	-	-	-	-	-	-	-	-
Galenbindunuwewa	800.00 - 860.00	320.00 - 380.00	-	180.00 - 260.00	180.00 - 200.00	-	-	1100.00 - 1200.00	800.00 - 800.00	290.00 - 300.00
Bandarawela	-	-	-	-	-	-	-	-	-	-
Matale	800.00 - 900.00	-	420.00 - 480.00	200.00 - 240.00	190.00 - 200.00	300.00 - 320.00	-	1100.00 - 1150.00	800.00 - 900.00	290.00 - 300.00

Table 06: Selected Markets: Wholesale Price of Vegetables(Rs/kg)

Week 21: 17 - 23 May 2024

Locations	Butter Beans	Green Beans	Carrot	Leeks	Beetroot	Knolkhol
Colombo	-	300.00 - 550.00	100.00 - 150.00	180.00 - 250.00	150.00 - 260.00	100.00 - 150.00
Meegoda (DEC)	-	500.00 - 550.00	120.00 - 150.00	210.00 - 240.00	250.00 - 280.00	230.00 - 250.00
Dambulla (DEC)	-	380.00 - 400.00	120.00 - 150.00	190.00 - 210.00	240.00 - 330.00	200.00 - 230.00
Keppetipola (DEC)	-	400.00 - 420.00	80.00 - 100.00	150.00 - 160.00	190.00 - 200.00	120.00 - 130.00
Norochchole (DEC)	-	-	-	-	150.00 - 250.00	-
Nuwara Eliya	-	390.00 - 420.00	90.00 - 100.00	180.00 - 200.00	200.00 - 220.00	130.00 - 140.00
Kandy	-	350.00 - 400.00	100.00 - 120.00	180.00 - 200.00	250.00 - 270.00	100.00 - 130.00
Hambantota	-	450.00 - 500.00	150.00 - 200.00	200.00 - 250.00	350.00 - 400.00	150.00 - 200.00
Thambuththegama (DEC)	-	-	-	-	-	-
Jaffna	-	560.00 - 570.00	160.00 - 175.00	270.00 - 285.00	355.00 - 365.00	-
Bandarawela	-	-	-	-	-	-
Veyangoda	-	-	-	-	-	-

Locations	Raddish	Cabbage	Tomato	Ladies Fingers	Brinjal	Capsicum
Colombo	80.00 - 130.00	50.00 - 80.00	100.00 - 160.00	50.00 - 120.00	150.00 - 200.00	160.00 - 220.00
Meegoda (DEC)	130.00 - 160.00	60.00 - 130.00	140.00 - 220.00	130.00 - 170.00	180.00 - 230.00	180.00 - 220.00
Moneragala	100.00 - 150.00	130.00 - 140.00	180.00 - 220.00	150.00 - 180.00	100.00 - 150.00	200.00 - 250.00
Dambulla (DEC)	70.00 - 90.00	70.00 - 100.00	120.00 - 150.00	90.00 - 100.00	170.00 - 200.00	130.00 - 160.00
Keppetipola (DEC)	50.00 - 60.00	40.00 - 50.00	80.00 - 100.00	80.00 - 90.00	90.00 - 100.00	200.00 - 220.00
Norochchole (DEC)	50.00 - 80.00	-	120.00 - 150.00	80.00 - 120.00	120.00 - 160.00	200.00 - 250.00
Nuwara Eliya	90.00 - 100.00	60.00 - 70.00	90.00 - 100.00	90.00 - 100.00	100.00 - 120.00	220.00 - 230.00
Kandy	60.00 - 70.00	50.00 - 90.00	120.00 - 130.00	120.00 - 130.00	150.00 - 180.00	160.00 - 180.00
Hambantota	80.00 - 100.00	100.00 - 120.00	160.00 - 220.00	120.00 - 160.00	160.00 - 210.00	150.00 - 200.00
Thambuththegama (DEC)	-	-	-	-	-	-
Tissamaharama	100.00 - 140.00	100.00 - 120.00	140.00 - 180.00	120.00 - 150.00	160.00 - 200.00	150.00 - 200.00
Jaffna	200.00 - 220.00	140.00 - 150.00	200.00 - 220.00	140.00 - 150.00	110.00 - 130.00	210.00 - 220.00
Bandarawela	-	-	-	-	-	-
Veyangoda	-	-	-	-	-	-

Locations	Pumpkin	Cucumber	Bitter Gourd	Snake Gourd	Drumstick	Luffa
Colombo	60.00 - 80.00	100.00 - 120.00	220.00 - 350.00	220.00 - 280.00	400.00 - 800.00	250.00 - 280.00
Meegoda (DEC)	75.00 - 90.00	120.00 - 160.00	320.00 - 370.00	220.00 - 250.00	-	280.00 - 350.00
Moneragala	80.00 - 100.00	120.00 - 140.00	340.00 - 370.00	200.00 - 260.00	-	270.00 - 320.00
Dambulla (DEC)	60.00 - 70.00	90.00 - 120.00	250.00 - 300.00	160.00 - 180.00	280.00 - 300.00	250.00 - 280.00
Keppetipola (DEC)	60.00 - 70.00	120.00 - 130.00	280.00 - 300.00	180.00 - 200.00	-	200.00 - 220.00
Norochchole (DEC)	80.00 - 100.00	80.00 - 120.00	170.00 - 200.00	120.00 - 150.00	-	140.00 - 160.00
Nuwara Eliya	70.00 - 80.00	130.00 - 140.00	300.00 - 320.00	200.00 - 220.00	-	220.00 - 230.00
Kandy	70.00 - 80.00	130.00 - 140.00	300.00 - 330.00	200.00 - 220.00	-	200.00 - 220.00
Hambantota	60.00 - 80.00	150.00 - 180.00	200.00 - 250.00	120.00 - 180.00	-	150.00 - 220.00
Thambuththegama (DEC)	-	-	-	-	-	-
Tissamaharama	70.00 - 85.00	80.00 - 120.00	200.00 - 250.00	180.00 - 200.00	-	140.00 - 180.00
Jaffna	70.00 - 80.00	160.00 - 170.00	400.00 - 420.00	200.00 - 210.00	850.00 - 870.00	-
Bandarawela	-	-	-	-	-	-
Veyangoda	-	-	-	-	-	-

Table 06 (Contd.)

	Long Beans	Ash Plantain	Green Chillies	Lime	Sweet Potatoe	Manioc
Colombo	150.00 - 300.00	80.00 - 150.00	150.00 - 300.00	1000.00 - 1300.00	120.00 - 150.00	80.00 - 120.00
Meegoda (DEC)	220.00 - 250.00	130.00 - 160.00	180.00 - 220.00	1000.00 - 1250.00	120.00 - 140.00	100.00 - 120.00
Moneragala	230.00 - 260.00	100.00 - 140.00	260.00 - 300.00	900.00 - 1000.00	240.00 - 250.00	60.00 - 70.00
Dambulla (DEC)	220.00 - 300.00	90.00 - 110.00	130.00 - 250.00	1000.00 - 1100.00	90.00 - 110.00	70.00 - 90.00
Keppetipola (DEC)	170.00 - 180.00	100.00 - 110.00	130.00 - 140.00	1000.00 - 1100.00	120.00 - 130.00	80.00 - 90.00
Norochchole (DEC)	140.00 - 200.00	-	180.00 - 220.00	-	-	100.00 - 130.00
Nuwara Eliya	180.00 - 200.00	110.00 - 120.00	140.00 - 150.00	1100.00 - 1200.00	130.00 - 140.00	100.00 - 120.00
Kandy	250.00 - 280.00	120.00 - 150.00	150.00 - 200.00	1200.00 - 1250.00	120.00 - 140.00	90.00 - 100.00
Hambantota	200.00 - 250.00	100.00 - 130.00	200.00 - 250.00	1100.00 - 1300.00	160.00 - 200.00	120.00 - 150.00
Thambuththegama (DEC)	-	-	-	-	-	-
Tissamaharama	160.00 - 200.00	80.00 - 100.00	18.00 - 180.00	1000.00 - 1200.00	160.00 - 180.00	100.00 - 140.00
Jaffna	550.00 - 565.00	55.00 - 65.00	50.00 - 60.00	1040.00 - 1060.00	190.00 - 210.00	80.00 - 90.00
Bandarawela	-	-	-	-	-	-
Veyangoda	-	-	-	-	-	-

Locations	Leafy Vegetables (Rs/bundle)			Coconut (Rs/nut)	
	Mukunuwenna	Kankun	Gotukola	Large	Small
Colombo	40.00 - 50.00	40.00 - 50.00	200.00 - 220.00	95.00 - 100.00	80.00 - 90.00
Meegoda (DEC)	50.00 - 70.00	50.00 - 70.00	210.00 - 240.00	105.00 - 110.00	85.00 - 90.00
Norochchole (DEC)	50.00 - 60.00	50.00 - 60.00	120.00 - 130.00	90.00 - 100.00	75.00 - 80.00
Nuwara Eliya	-	-	-	-	-
Dambulla (DEC)	25.00 - 25.00	25.00 - 30.00	120.00 - 130.00	85.00 - 95.00	70.00 - 75.00
Kandy	40.00 - 45.00	45.00 - 50.00	200.00 - 210.00	95.00 - 100.00	70.00 - 80.00
Hambantota	40.00 - 50.00	40.00 - 50.00	210.00 - 240.00	-	-
Thambuththegama (DEC)	-	-	-	-	-
Tissamaharama	20.00 - 30.00	20.00 - 30.00	150.00 - 180.00	90.00 - 110.00	60.00 - 80.00
Jaffna	65.00 - 70.00	40.00 - 45.00	120.00 - 125.00	80.00 - 88.00	50.00 - 55.00
Bandarawela	-	-	-	-	-
Veyangoda	-	-	-	-	-

Colombo, Meegoda, Norochchole, Jaffna, Dambulla and Kandy - Gotukola Price Rs/Kg

Table 07: Selected Markets: Retail Price of Vegetables (Rs/kg)

Week 21: 17 - 23 May 2024

LOCATIONS	Up Country Varieties																
	Butter Beans		Green Beans		Carrot		Leeks		Beetroot		Knol Khol		Raddish		Cabbage		Tomato
Colombo	-	-	460.00 - 800.00	-	-	700.00 - 1000.00	380.00 - 700.00	-	-	550.00 - 900.00	350.00 - 600.00	220.00 - 400.00	550.00 - 800.00	480.00 - 1000.00	-	-	
Gampaha	-	-	-	-	-	-	-	-	-	-	-	-	-	-	-	-	
Kurunegala	-	-	480.00 - 560.00	280.00 - 320.00	280.00 - 320.00	280.00 - 320.00	420.00 - 480.00	320.00 - 360.00	220.00 - 270.00	280.00 - 320.00	220.00 - 260.00	-	-	-	-		
Nikaweratiya	-	-	480.00 - 600.00	320.00 - 320.00	320.00 - 400.00	480.00 - 480.00	-	320.00 - 320.00	200.00 - 320.00	240.00 - 240.00	-	-	-	-	-	-	
Dambulla	-	-	580.00 - 640.00	260.00 - 300.00	340.00 - 380.00	400.00 - 460.00	360.00 - 380.00	180.00 - 200.00	180.00 - 200.00	240.00 - 280.00	-	-	-	-	-	-	
Anuradhapura	-	-	480.00 - 600.00	240.00 - 320.00	360.00 - 400.00	400.00 - 520.00	-	180.00 - 200.00	200.00 - 240.00	240.00 - 320.00	-	-	-	-	-	-	
Thambuththegama	-	-	-	-	-	-	-	-	-	-	-	-	-	-	-	-	
Polonnaruwa	-	-	400.00 - 560.00	280.00 - 320.00	300.00 - 360.00	300.00 - 350.00	220.00 - 260.00	120.00 - 150.00	180.00 - 220.00	180.00 - 220.00	-	-	-	-	-	-	
Kaluthara	-	-	500.00 - 540.00	200.00 - 220.00	300.00 - 320.00	360.00 - 400.00	320.00 - 340.00	260.00 - 280.00	200.00 - 220.00	280.00 - 300.00	-	-	-	-	-	-	
Badulla	-	-	400.00 - 480.00	200.00 - 240.00	200.00 - 240.00	360.00 - 400.00	320.00 - 320.00	200.00 - 240.00	200.00 - 240.00	160.00 - 200.00	-	-	-	-	-	-	
Keppetipola	-	-	460.00 - 480.00	150.00 - 160.00	220.00 - 240.00	260.00 - 280.00	240.00 - 260.00	120.00 - 140.00	120.00 - 140.00	160.00 - 180.00	-	-	-	-	-	-	
Moneragala	-	-	480.00 - 600.00	320.00 - 380.00	320.00 - 400.00	400.00 - 480.00	-	140.00 - 200.00	160.00 - 200.00	320.00 - 360.00	-	-	-	-	-	-	
Kegalle	-	-	520.00 - 560.00	280.00 - 320.00	360.00 - 400.00	380.00 - 520.00	320.00 - 360.00	280.00 - 320.00	200.00 - 240.00	240.00 - 280.00	-	-	-	-	-	-	
Ampara	-	-	560.00 - 560.00	240.00 - 280.00	320.00 - 360.00	400.00 - 440.00	-	160.00 - 200.00	200.00 - 260.00	240.00 - 240.00	-	-	-	-	-	-	
Dehiattakandiya	-	-	580.00 - 600.00	200.00 - 300.00	300.00 - 340.00	360.00 - 400.00	280.00 - 320.00	160.00 - 240.00	200.00 - 240.00	200.00 - 300.00	-	-	-	-	-	-	
Nuwaraeliya	-	-	480.00 - 500.00	180.00 - 200.00	280.00 - 300.00	280.00 - 300.00	220.00 - 240.00	180.00 - 200.00	150.00 - 170.00	200.00 - 220.00	-	-	-	-	-	-	
Kandy	-	-	480.00 - 520.00	200.00 - 240.00	300.00 - 320.00	450.00 - 480.00	200.00 - 240.00	120.00 - 160.00	120.00 - 140.00	180.00 - 200.00	-	-	-	-	-	-	
Puttalam	-	-	480.00 - 520.00	320.00 - 380.00	360.00 - 440.00	480.00 - 600.00	-	240.00 - 280.00	280.00 - 320.00	240.00 - 280.00	-	-	-	-	-	-	
Hambantota	-	-	560.00 - 600.00	200.00 - 240.00	300.00 - 340.00	400.00 - 480.00	220.00 - 280.00	120.00 - 160.00	160.00 - 240.00	280.00 - 340.00	-	-	-	-	-	-	
Rathnapura	-	-	520.00 - 600.00	240.00 - 320.00	340.00 - 360.00	360.00 - 380.00	280.00 - 300.00	160.00 - 180.00	160.00 - 200.00	200.00 - 240.00	-	-	-	-	-	-	
Matara	-	-	580.00 - 600.00	220.00 - 260.00	320.00 - 340.00	400.00 - 480.00	240.00 - 280.00	120.00 - 140.00	220.00 - 260.00	280.00 - 320.00	-	-	-	-	-	-	
Galle	-	-	500.00 - 540.00	180.00 - 220.00	280.00 - 320.00	360.00 - 400.00	260.00 - 300.00	240.00 - 260.00	180.00 - 220.00	180.00 - 240.00	-	-	-	-	-	-	
Tissamaharama	-	-	540.00 - 580.00	200.00 - 240.00	280.00 - 320.00	350.00 - 440.00	240.00 - 280.00	180.00 - 220.00	160.00 - 200.00	200.00 - 280.00	-	-	-	-	-	-	
Meegoda (DEC)	-	-	560.00 - 600.00	200.00 - 240.00	320.00 - 360.00	320.00 - 480.00	320.00 - 400.00	220.00 - 240.00	180.00 - 240.00	260.00 - 350.00	-	-	-	-	-	-	
Embilipitiya	-	-	550.00 - 600.00	300.00 - 380.00	300.00 - 400.00	400.00 - 480.00	240.00 - 320.00	200.00 - 280.00	200.00 - 300.00	200.00 - 300.00	-	-	-	-	-	-	
Jaffna	-	-	600.00 - 640.00	200.00 - 250.00	320.00 - 360.00	400.00 - 440.00	-	240.00 - 260.00	180.00 - 200.00	250.00 - 270.00	-	-	-	-	-	-	
Vavuniya	-	-	800.00 - 900.00	280.00 - 300.00	400.00 - 460.00	450.00 - 500.00	-	280.00 - 300.00	280.00 - 300.00	240.00 - 260.00	-	-	-	-	-	-	
Mannar	-	-	600.00 - 650.00	300.00 - 340.00	320.00 - 350.00	400.00 - 450.00	-	200.00 - 220.00	240.00 - 260.00	240.00 - 260.00	-	-	-	-	-	-	
Killinochchi	-	-	580.00 - 620.00	340.00 - 360.00	380.00 - 420.00	580.00 - 620.00	-	240.00 - 260.00	300.00 - 330.00	230.00 - 250.00	-	-	-	-	-	-	
Mullaittivu	-	-	500.00 - 600.00	280.00 - 320.00	400.00 - 450.00	320.00 - 550.00	-	220.00 - 280.00	200.00 - 280.00	200.00 - 250.00	-	-	-	-	-	-	
Batticaloa	-	-	560.00 - 600.00	280.00 - 300.00	280.00 - 320.00	560.00 - 580.00	350.00 - 360.00	280.00 - 320.00	280.00 - 300.00	280.00 - 320.00	-	-	-	-	-	-	
Trincomalee	-	-	490.00 - 520.00	320.00 - 350.00	340.00 - 360.00	380.00 - 400.00	-	220.00 - 240.00	260.00 - 280.00	220.00 - 240.00	-	-	-	-	-	-	
Hanguranketha	-	-	450.00 - 500.00	150.00 - 170.00	250.00 - 280.00	350.00 - 380.00	220.00 - 250.00	110.00 - 150.00	120.00 - 150.00	150.00 - 180.00	-	-	-	-	-	-	
Veyangoda	-	-	-	-	-	-	-	-	-	-	-	-	-	-	-	-	
Galenbindunuwewa	-	-	480.00 - 520.00	240.00 - 320.00	320.00 - 400.00	320.00 - 400.00	-	200.00 - 240.00	160.00 - 200.00	200.00 - 240.00	-	-	-	-	-	-	
Bandarawela	-	-	-	-	-	-	-	-	-	-	-	-	-	-	-	-	
Matale	-	-	600.00 - 640.00	180.00 - 200.00	300.00 - 320.00	480.00 - 520.00	-	140.00 - 160.00	160.00 - 200.00	200.00 - 240.00	-	-	-	-	-	-	

Table 07 (Contd.)

LOCATIONS	Low Country Varieties																			
	Ladies Fingers		Brinjal		Capsicum		Pumpkin		Cucumber		Bitter Gourd		Snake Gourd		Drumstick		Luffa		Long Beans	
Colombo	250.00 -	420.00	500.00 -	900.00	650.00 -	1000.00	180.00 -	340.00	140.00 -	320.00	350.00 -	700.00	250.00 -	480.00	-	-	300.00 -	600.00	240.00 -	520.00
Gampaha	-	-	-	-	-	-	-	-	-	-	-	-	-	-	-	-	-	-	-	-
Kurunegala	200.00 -	240.00	280.00 -	320.00	380.00 -	420.00	140.00 -	200.00	200.00 -	240.00	340.00 -	380.00	220.00 -	260.00	360.00 -	420.00	340.00 -	360.00	280.00 -	320.00
Nikaweratiya	240.00 -	240.00	240.00 -	320.00	320.00 -	480.00	120.00 -	160.00	200.00 -	240.00	320.00 -	360.00	240.00 -	240.00	-	-	320.00 -	400.00	280.00 -	360.00
Dambulla	180.00 -	200.00	360.00 -	420.00	280.00 -	340.00	140.00 -	180.00	200.00 -	240.00	460.00 -	500.00	300.00 -	360.00	500.00 -	580.00	380.00 -	440.00	340.00 -	380.00
Anuradhapura	200.00 -	240.00	240.00 -	320.00	300.00 -	400.00	140.00 -	160.00	160.00 -	200.00	360.00 -	480.00	240.00 -	320.00	-	-	300.00 -	400.00	320.00 -	400.00
Thambuthhegama	-	-	-	-	-	-	-	-	-	-	-	-	-	-	-	-	-	-	-	-
Polonnaruwa	220.00 -	240.00	250.00 -	280.00	300.00 -	360.00	140.00 -	180.00	210.00 -	240.00	320.00 -	380.00	250.00 -	300.00	-	-	320.00 -	360.00	300.00 -	360.00
Kaluthara	220.00 -	240.00	300.00 -	320.00	320.00 -	340.00	120.00 -	150.00	200.00 -	220.00	340.00 -	360.00	320.00 -	340.00	500.00 -	540.00	340.00 -	360.00	340.00 -	360.00
Badulla	120.00 -	160.00	200.00 -	240.00	320.00 -	360.00	200.00 -	240.00	200.00 -	320.00	320.00 -	340.00	240.00 -	320.00	-	-	240.00 -	320.00	240.00 -	240.00
Keppetipola	160.00 -	180.00	180.00 -	200.00	280.00 -	300.00	120.00 -	140.00	200.00 -	220.00	350.00 -	360.00	260.00 -	280.00	-	-	260.00 -	280.00	240.00 -	260.00
Moneragala	240.00 -	320.00	240.00 -	320.00	320.00 -	400.00	140.00 -	180.00	160.00 -	200.00	400.00 -	420.00	240.00 -	320.00	-	-	320.00 -	400.00	320.00 -	400.00
Kegalle	280.00 -	320.00	320.00 -	360.00	320.00 -	360.00	160.00 -	200.00	200.00 -	240.00	440.00 -	480.00	280.00 -	320.00	440.00 -	480.00	440.00 -	480.00	400.00 -	440.00
Ampara	200.00 -	280.00	280.00 -	320.00	300.00 -	360.00	140.00 -	160.00	240.00 -	280.00	-	-	280.00 -	320.00	-	-	240.00 -	280.00	280.00 -	400.00
Dehiattakandiya	240.00 -	300.00	240.00 -	300.00	300.00 -	340.00	160.00 -	200.00	140.00 -	160.00	320.00 -	400.00	300.00 -	340.00	-	-	300.00 -	320.00	400.00 -	480.00
Nuwaraeliya	180.00 -	200.00	200.00 -	220.00	320.00 -	340.00	160.00 -	180.00	220.00 -	240.00	380.00 -	400.00	300.00 -	320.00	-	-	320.00 -	340.00	280.00 -	300.00
Kandy	200.00 -	240.00	240.00 -	260.00	240.00 -	300.00	120.00 -	160.00	320.00 -	360.00	480.00 -	500.00	320.00 -	360.00	-	-	320.00 -	360.00	360.00 -	400.00
Puttalam	300.00 -	340.00	320.00 -	400.00	400.00 -	480.00	200.00 -	240.00	220.00 -	250.00	350.00 -	480.00	280.00 -	320.00	-	-	360.00 -	440.00	300.00 -	400.00
Rathnapura	160.00 -	200.00	200.00 -	260.00	400.00 -	480.00	160.00 -	160.00	140.00 -	180.00	380.00 -	400.00	240.00 -	280.00	-	-	360.00 -	400.00	280.00 -	300.00
Hambantota	200.00 -	240.00	200.00 -	240.00	240.00 -	340.00	120.00 -	160.00	200.00 -	260.00	320.00 -	400.00	250.00 -	320.00	-	-	240.00 -	320.00	260.00 -	350.00
Matara	200.00 -	240.00	200.00 -	240.00	280.00 -	400.00	120.00 -	140.00	240.00 -	300.00	400.00 -	520.00	280.00 -	320.00	-	-	280.00 -	320.00	320.00 -	400.00
Galle	160.00 -	200.00	200.00 -	260.00	250.00 -	300.00	100.00 -	120.00	140.00 -	180.00	320.00 -	400.00	220.00 -	280.00	-	-	200.00 -	260.00	200.00 -	260.00
Tissamaharama	180.00 -	200.00	200.00 -	280.00	240.00 -	280.00	100.00 -	140.00	180.00 -	200.00	320.00 -	400.00	260.00 -	320.00	-	-	220.00 -	280.00	280.00 -	320.00
Meegoda (DEC)	200.00 -	240.00	250.00 -	360.00	250.00 -	360.00	100.00 -	160.00	220.00 -	240.00	350.00 -	480.00	330.00 -	400.00	-	-	400.00 -	480.00	280.00 -	400.00
Embilipitiya	120.00 -	160.00	240.00 -	320.00	280.00 -	400.00	100.00 -	180.00	150.00 -	200.00	400.00 -	480.00	280.00 -	320.00	-	-	280.00 -	320.00	300.00 -	400.00
Jaffna	250.00 -	280.00	160.00 -	180.00	250.00 -	270.00	100.00 -	130.00	200.00 -	220.00	450.00 -	480.00	240.00 -	270.00	900.00 -	940.00	-	-	600.00 -	640.00
Vavuniya	200.00 -	220.00	200.00 -	240.00	250.00 -	300.00	180.00 -	200.00	200.00 -	215.00	400.00 -	450.00	280.00 -	300.00	1000.00 -	1080.00	300.00 -	320.00	400.00 -	450.00
Mannar	240.00 -	260.00	240.00 -	260.00	320.00 -	350.00	160.00 -	180.00	180.00 -	200.00	400.00 -	450.00	280.00 -	320.00	450.00 -	550.00	-	-	280.00 -	320.00
Killinochchi	280.00 -	320.00	230.00 -	250.00	400.00 -	440.00	120.00 -	140.00	200.00 -	230.00	440.00 -	460.00	300.00 -	330.00	1150.00 -	1200.00	-	-	380.00 -	420.00
Mullaittivu	200.00 -	250.00	160.00 -	200.00	-	-	200.00 -	220.00	-	-	480.00 -	600.00	220.00 -	250.00	-	-	-	-	350.00 -	450.00
Batticaloa	240.00 -	250.00	280.00 -	320.00	320.00 -	360.00	160.00 -	200.00	160.00 -	200.00	380.00 -	420.00	240.00 -	260.00	600.00 -	640.00	240.00 -	280.00	360.00 -	400.00
Trincomalee	260.00 -	280.00	240.00 -	260.00	340.00 -	360.00	200.00 -	220.00	160.00 -	200.00	360.00 -	380.00	220.00 -	240.00	480.00 -	520.00	220.00 -	240.00	280.00 -	300.00
Hanguranketha	140.00	180.00	220.00	240.00	200.00	250.00	100.00	120.00	180.00	200.00	350.00	380.00	230.00	260.00	450.00	500.00	340.00	360.00	300.00	350.00
Veyangoda	-	-	-	-	-	-	-	-	-	-	-	-	-	-	-	-	-	-	-	-
Galenbindunuwewa	200.00 -	240.00	280.00 -	320.00	280.00 -	320.00	140.00 -	160.00	160.00 -	200.00	360.00 -	400.00	240.00 -	280.00	-	-	360.00 -	400.00	360.00 -	400.00
Bandarawela	-	-	-	-	-	-	-	-	-	-	-	-	-	-	-	-	-	-	-	-
Matale	200.00 -	220.00	240.00 -	280.00	280.00 -	320.00	120.00 -	160.00	160.00 -	200.00	380.00 -	400.00	280.00 -	320.00	-	-	380.00 -	400.00	280.00 -	320.00

Table 07 (Contd.)

LOCATIONS	Low Country Varieties					Leafy Vegetable			Coconut (Rs/nut)	
	Ash Plantain	Green Chillies	Lime	Sweet Potato	Manioc	Mukunuwenna	Kankun	Gotukola	Large	Small
Colombo	320.00 - 500.00	1200.00 - 2400.00	300.00 - 1000.00	150.00 - 320.00	150.00 - 240.00	60.00 - 100.00	60.00 - 100.00	100.00 - 120.00	105.00 - 120.00	85.00 - 100.00
Gampaha	-	-	-	-	-	-	-	-	-	-
Kurunegala	280.00 - 320.00	350.00 - 400.00	1500.00 - 1700.00	240.00 - 260.00	180.00 - 220.00	50.00 - 50.00	50.00 - 50.00	30.00 - 30.00	100.00 - 110.00	90.00 - 90.00
Nikaweratiya	200.00 - 240.00	200.00 - 320.00	1800.00 - 2000.00	200.00 - 240.00	120.00 - 150.00	50.00 - 50.00	50.00 - 50.00	60.00 - 60.00	80.00 - 90.00	65.00 - 75.00
Dambulla	260.00 - 280.00	400.00 - 500.00	1500.00 - 1600.00	200.00 - 260.00	180.00 - 200.00	50.00 - 60.00	50.00 - 50.00	50.00 - 60.00	100.00 - 120.00	80.00 - 85.00
Anuradhapura	200.00 - 240.00	300.00 - 400.00	1500.00 - 1800.00	240.00 - 320.00	200.00 - 240.00	50.00 - 60.00	50.00 - 60.00	50.00 - 60.00	110.00 - 130.00	70.00 - 90.00
Thambuththegama	-	-	-	-	-	-	-	-	-	-
Polonnaruwa	300.00 - 320.00	280.00 - 320.00	1400.00 - 1500.00	200.00 - 260.00	180.00 - 220.00	50.00 - 60.00	50.00 - 50.00	50.00 - 50.00	90.00 - 120.00	75.00 - 85.00
Kaluthara	180.00 - 200.00	300.00 - 340.00	1500.00 - 1600.00	220.00 - 250.00	180.00 - 200.00	70.00 - 80.00	70.00 - 80.00	80.00 - 100.00	110.00 - 120.00	85.00 - 95.00
Badulla	200.00 - 240.00	400.00 - 400.00	1200.00 - 1500.00	200.00 - 200.00	160.00 - 160.00	80.00 - 80.00	80.00 - 80.00	80.00 - 100.00	110.00 - 120.00	80.00 - 100.00
Keppetipola	180.00 - 200.00	200.00 - 220.00	1200.00 - 1300.00	200.00 - 220.00	150.00 - 160.00	30.00 - 35.00	30.00 - 35.00	25.00 - 30.00	106.00 - 110.00	92.00 - 94.00
Moneragala	140.00 - 180.00	320.00 - 440.00	1300.00 - 1400.00	280.00 - 320.00	100.00 - 120.00	50.00 - 60.00	50.00 - 60.00	60.00 - 70.00	110.00 - 130.00	60.00 - 80.00
Kegalle	320.00 - 360.00	260.00 - 320.00	1500.00 - 1600.00	280.00 - 320.00	180.00 - 200.00	70.00 - 80.00	70.00 - 80.00	40.00 - 50.00	110.00 - 120.00	90.00 - 100.00
Ampara	200.00 - 240.00	300.00 - 400.00	1200.00 - 1200.00	240.00 - 240.00	120.00 - 120.00	60.00 - 60.00	50.00 - 60.00	60.00 - 60.00	100.00 - 110.00	90.00 - 95.00
Dehiattakandiya	240.00 - 300.00	240.00 - 600.00	1200.00 - 1300.00	200.00 - 280.00	150.00 - 160.00	50.00 - 70.00	50.00 - 70.00	50.00 - 70.00	95.00 - 100.00	75.00 - 85.00
Nuwaraeliya	200.00 - 220.00	250.00 - 280.00	1400.00 - 1500.00	220.00 - 240.00	180.00 - 200.00	35.00 - 45.00	35.00 - 45.00	30.00 - 35.00	105.00 - 110.00	90.00 - 95.00
Kandy	200.00 - 240.00	400.00 - 500.00	2000.00 - 2400.00	160.00 - 180.00	160.00 - 200.00	50.00 - 60.00	50.00 - 60.00	40.00 - 50.00	100.00 - 120.00	80.00 - 85.00
Puttalam	240.00 - 260.00	300.00 - 400.00	1800.00 - 2200.00	300.00 - 320.00	180.00 - 220.00	70.00 - 70.00	70.00 - 70.00	40.00 - 40.00	95.00 - 105.00	80.00 - 90.00
Rathnapura	160.00 - 180.00	380.00 - 400.00	1500.00 - 1800.00	240.00 - 280.00	160.00 - 180.00	80.00 - 80.00	80.00 - 80.00	100.00 - 100.00	120.00 - 140.00	80.00 - 100.00
Hambanthota	150.00 - 200.00	300.00 - 350.00	1500.00 - 1800.00	200.00 - 240.00	160.00 - 240.00	50.00 - 60.00	50.00 - 60.00	80.00 - 90.00	110.00 - 130.00	70.00 - 90.00
Matara	200.00 - 240.00	320.00 - 400.00	1500.00 - 1600.00	260.00 - 300.00	200.00 - 240.00	50.00 - 60.00	50.00 - 60.00	80.00 - 100.00	120.00 - 130.00	85.00 - 90.00
Galle	140.00 - 200.00	200.00 - 250.00	1400.00 - 1500.00	180.00 - 200.00	160.00 - 220.00	40.00 - 50.00	40.00 - 50.00	70.00 - 80.00	120.00 - 130.00	85.00 - 95.00
Tissamaharama	120.00 - 200.00	200.00 - 260.00	1300.00 - 1500.00	200.00 - 220.00	180.00 - 220.00	30.00 - 40.00	30.00 - 40.00	70.00 - 80.00	100.00 - 120.00	70.00 - 90.00
Meegoda (DEC)	200.00 - 300.00	300.00 - 400.00	1400.00 - 1600.00	200.00 - 240.00	150.00 - 160.00	70.00 - 100.00	70.00 - 80.00	100.00 - 120.00	120.00 - 130.00	90.00 - 100.00
Embilipitiya	150.00 - 200.00	300.00 - 400.00	1450.00 - 1500.00	200.00 - 240.00	140.00 - 160.00	50.00 - 70.00	50.00 - 60.00	80.00 - 100.00	120.00 - 140.00	90.00 - 110.00
Jaffna	80.00 - 110.00	80.00 - 100.00	1100.00 - 1150.00	240.00 - 260.00	120.00 - 150.00	80.00 - 90.00	50.00 - 60.00	50.00 - 55.00	100.00 - 120.00	60.00 - 65.00
Vavuniya	220.00 - 250.00	200.00 - 240.00	1400.00 - 1500.00	200.00 - 250.00	250.00 - 280.00	60.00 - 75.00	60.00 - 70.00	60.00 - 70.00	85.00 - 100.00	60.00 - 70.00
Mannar	200.00 - 220.00	280.00 - 320.00	1800.00 - 2000.00	200.00 - 220.00	150.00 - 180.00	45.00 - 50.00	55.00 - 60.00	45.00 - 50.00	90.00 - 100.00	75.00 - 85.00
Killinochchi	180.00 - 220.00	200.00 - 230.00	1700.00 - 1800.00	240.00 - 260.00	200.00 - 230.00	50.00 - 60.00	45.00 - 50.00	40.00 - 50.00	90.00 - 100.00	50.00 - 60.00
Mullaittivu	150.00 - 180.00	120.00 - 150.00	1300.00 - 1400.00	180.00 - 250.00	180.00 - 200.00	100.00 - 100.00	70.00 - 80.00	70.00 - 80.00	90.00 - 100.00	80.00 - 85.00
Batticaloa	320.00 - 350.00	280.00 - 300.00	1800.00 - 2000.00	240.00 - 260.00	180.00 - 200.00	70.00 - 80.00	70.00 - 80.00	50.00 - 50.00	100.00 - 100.00	60.00 - 65.00
Trincomalee	270.00 300.00	180.00 200.00	1600.00 1750.00	220.00 240.00	185.00 200.00	65.00 70.00	55.00 60.00	50.00 55.00	120.00 130.00	74.00 80.00
Hanguranketha	160.00 - 200.00	200.00 - 300.00	1400.00 - 1600.00	180.00 - 200.00	160.00 - 180.00	45.00 - 60.00	45.00 - 50.00	40.00 - 50.00	100.00 - 114.00	75.00 - 90.00
Veyangoda	-	-	-	-	-	-	-	-	-	-
Galenbindunuwewa	-	200.00 - 300.00	1500.00 - 1600.00	200.00 - 240.00	140.00 - 160.00	50.00 - 60.00	50.00 - 60.00	50.00 - 60.00	100.00 - 120.00	70.00 - 80.00
Bandarawela	-	-	-	-	-	-	-	-	-	-
Matale	240.00 - 280.00	280.00 - 320.00	1600.00 - 1800.00	200.00 - 240.00	180.00 - 200.00	50.00 - 60.00	50.00 - 60.00	50.00 - 70.00	100.00 - 110.00	80.00 - 90.00

Table 08: Selected Markets: Retail Price of Fruits (Rs/each & Rs/kg)

Week 21: 17 - 23 May 2024

19

LOCATIONS	Banana					Pineapple			Mango	
	Ambul (Rs/kg)	Kolikuttu (Rs/kg)	Seeni (Rs/kg)	Anamalu	Ambun	Large	Medium	Small	Betti	Karthakolomban
Colombo	200.00 - 300.00	450.00 - 550.00	150.00 - 280.00	30.00 - 42.00	35.00 - 56.00	480.00 - 650.00	380.00 - 550.00	280.00 - 450.00	-	66.00 - 200.00
Gampaha	-	-	-	-	-	-	-	-	-	-
Kurunegala	200.00 - 240.00	350.00 - 400.00	180.00 - 200.00	25.00 - 30.00	45.00 - 48.00	1000.00 - 1000.00	800.00 - 900.00	500.00 - 600.00	80.00 - 80.00	120.00 - 150.00
Nikaweratiya	180.00 - 190.00	350.00 - 400.00	160.00 - 180.00	-	43.00 - 50.00	-	780.00 - 850.00	-	-	80.00 - 100.00
Dambulla	160.00 - 180.00	400.00 - 450.00	160.00 - 180.00	-	48.00 - 54.00	1100.00 - 1200.00	800.00 - 850.00	500.00 - 550.00	25.00 - 30.00	70.00 - 80.00
Anuradhapura	150.00 - 200.00	380.00 - 500.00	160.00 - 200.00	28.00 - 35.00	40.00 - 47.00	1150.00 - 1250.00	950.00 - 1050.00	750.00 - 850.00	-	80.00 - 100.00
Thambuththegama	-	-	-	-	-	-	-	-	-	-
Polonnaruwa	250.00 - 260.00	450.00 - 500.00	150.00 - 180.00	-	35.00 - 40.00	-	900.00 - 980.00	650.00 - 750.00	-	-
Kaluthara	180.00 - 200.00	320.00 - 360.00	180.00 - 200.00	29.00 - 32.00	40.00 - 43.00	1000.00 - 1100.00	860.00 - 900.00	-	-	80.00 - 100.00
Badulla	160.00 - 180.00	350.00 - 450.00	120.00 - 140.00	16.00 - 18.00	26.00 - 28.00	-	800.00 - 800.00	650.00 - 650.00	-	60.00 - 100.00
Keppetipola	200.00 - 220.00	360.00 - 380.00	180.00 - 200.00	25.00 - 26.00	44.00 - 46.00	-	880.00 - 900.00	660.00 - 680.00	35.00 - 40.00	90.00 - 100.00
Moneragala	100.00 - 120.00	250.00 - 300.00	80.00 - 100.00	15.00 - 20.00	25.00 - 30.00	-	800.00 - 900.00	650.00 - 750.00	-	40.00 - 50.00
Kegalle	180.00 - 200.00	450.00 - 500.00	180.00 - 200.00	20.00 - 25.00	25.00 - 30.00	1000.00 - 1200.00	700.00 - 800.00	350.00 - 400.00	-	100.00 - 150.00
Ampara	140.00 - 160.00	300.00 - 360.00	100.00 - 120.00	24.00 - 25.00	30.00 - 31.00	-	850.00 - 850.00	-	-	63.00 - 90.00
Dehiattakandiya	180.00 - 180.00	400.00 - 450.00	150.00 - 180.00	-	45.00 - 58.00	-	850.00 - 950.00	600.00 - 750.00	-	80.00 - 120.00
Nuwaraeliya	200.00 - 220.00	380.00 - 400.00	150.00 - 180.00	24.00 - 26.00	44.00 - 46.00	-	840.00 - 860.00	700.00 - 750.00	45.00 - 50.00	120.00 - 140.00
Kandy	180.00 - 220.00	450.00 - 500.00	150.00 - 180.00	22.00 - 25.00	35.00 - 40.00	1100.00 - 1200.00	700.00 - 800.00	300.00 - 400.00	30.00 - 35.00	50.00 - 80.00
Puttalam	150.00 - 180.00	450.00 - 550.00	150.00 - 200.00	-	-	-	-	-	-	100.00 - 120.00
Rathnapura	200.00 - 250.00	400.00 - 450.00	200.00 - 230.00	28.00 - 31.00	33.00 - 43.00	1100.00 - 1100.00	800.00 - 950.00	650.00 - 750.00	-	100.00 - 130.00
Hambantota	120.00 - 140.00	320.00 - 350.00	140.00 - 160.00	20.00 - 23.00	26.00 - 29.00	1100.00 - 1350.00	900.00 - 1000.00	750.00 - 800.00	-	40.00 - 60.00
Matara	150.00 - 170.00	350.00 - 360.00	140.00 - 160.00	20.00 - 22.00	32.00 - 33.00	1100.00 - 1300.00	900.00 - 1000.00	500.00 - 600.00	-	40.00 - 70.00
Galle	150.00 - 180.00	320.00 - 400.00	160.00 - 180.00	30.00 - 35.00	34.00 - 36.00	1200.00 - 1200.00	900.00 - 980.00	-	60.00 - 80.00	80.00 - 100.00
Tissamaharama	100.00 - 120.00	300.00 - 350.00	110.00 - 120.00	20.00 - 24.00	25.00 - 30.00	-	780.00 - 900.00	650.00 740.00	40.00 - 50.00	50.00 - 60.00
Meegoda (DEC)	150.00 - 200.00	320.00 - 360.00	160.00 - 200.00	37.00 - 48.00	48.00 - 60.00	1105.00 - 1190.00	845.00 - 910.00	650.00 - 700.00	-	67.00 - 67.00
Embilipitiya	100.00 - 120.00	240.00 - 300.00	90.00 - 120.00	25.00 - 30.00	30.00 - 40.00	-	700.00 - 800.00	450.00 - 600.00	40.00 - 60.00	70.00 - 90.00
Jaffna	150.00 - 200.00	300.00 - 350.00	150.00 - 170.00	-	-	-	900.00 - 950.00	650.00 - 750.00	-	100.00 - 120.00
Vavuniya	140.00 - 150.00	400.00 - 450.00	120.00 - 150.00	-	-	-	900.00 - 950.00	750.00 - 850.00	-	70.00 - 85.00
Mannar	150.00 - 180.00	300.00 - 350.00	140.00 - 160.00	24.00 - 28.00	-	1000.00 - 1000.00	850.00 - 950.00	700.00 - 760.00	-	80.00 - 100.00
Killinochchi	140.00 - 160.00	340.00 - 360.00	140.00 - 160.00	30.00 - 33.00	-	-	850.00 - 900.00	660.00 - 700.00	-	80.00 - 100.00
Mullaittivu	120.00 - 150.00	350.00 - 400.00	100.00 - 130.00	33.00 - 40.00	50.00 - 60.00	-	-	300.00 - 350.00	-	133.00 - 140.00
Batticaloa	180.00 - 200.00	340.00 - 360.00	150.00 - 160.00	18.00 - 20.00	-	1000.00 - 1000.00	750.00 - 760.00	600.00 - 640.00	-	70.00 - 80.00
Trincomalee	185.00 - 200.00	420.00 - 450.00	165.00 - 180.00	-	-	1150.00 - 1240.00	980.00 - 1050.00	750.00 - 780.00	-	125.00 - 130.00
Veyangoda	-	-	-	-	-	-	-	-	-	-
Galenbindunuwewa	100.00 - 130.00	300.00 - 350.00	100.00 - 130.00	30.00 - 35.00	40.00 - 50.00	1200.00 - 1300.00	1000.00 - 1100.00	800.00 - 900.00	-	60.00 - 100.00
Bandarawela	-	-	-	-	-	-	-	-	-	-
Matale	150.00 - 160.00	380.00 - 400.00	150.00 - 160.00	32.00 - 34.00	41.00 - 43.00	-	900.00 - 980.00	680.00 - 850.00	-	50.00 - 60.00

Table 08 (Contd.)

LOCATIONS	Mango				Other Fruits							
	Vilad		Kohu		Papaw (Rs/kg)	Passion	Wood Apple	Orange	Avocado	Slime Apple	Grapes (Rs/kg)	King Coconut
Colombo	-	-	-	-	180.00 - 350.00	65.00 - 100.00	40.00 - 120.00	180.00 - 250.00	260.00 - 300.00	50.00 - 120.00	1500.00 - 2500.00	100.00 - 150.00
Gampaha	-	-	-	-	-	-	-	-	-	-	-	-
Kurunegala	80.00 - 80.00	60.00 - 60.00	-	-	100.00 - 140.00	-	100.00 - 120.00	80.00 - 80.00	120.00 - 150.00	60.00 - 80.00	2500.00 - 2500.00	150.00 - 200.00
Nikaweratiya	-	-	-	-	120.00 - 130.00	-	-	70.00 - 70.00	100.00 - 130.00	-	2300.00 - 2500.00	100.00 - 120.00
Dambulla	-	20.00 - 25.00	-	-	150.00 - 180.00	30.00 - 35.00	80.00 - 100.00	60.00 - 80.00	125.00 - 150.00	40.00 - 60.00	2700.00 - 2800.00	150.00 - 160.00
Anuradhapura	40.00 - 50.00	-	-	-	100.00 - 150.00	-	100.00 - 120.00	80.00 - 100.00	100.00 - 160.00	50.00 - 70.00	2300.00 - 3000.00	180.00 - 200.00
Thambuththegama	-	-	-	-	-	-	-	-	-	-	-	-
Polonnaruwa	-	-	-	-	260.00 - 280.00	-	-	-	100.00 - 160.00	50.00 - 60.00	2500.00 - 3000.00	160.00 - 200.00
Kaluthara	-	-	-	-	150.00 - 200.00	80.00 - 100.00	-	120.00 - 140.00	120.00 - 140.00	80.00 - 100.00	2500.00 - 2600.00	150.00 - 160.00
Badulla	30.00 - 50.00	20.00 - 25.00	-	-	140.00 - 160.00	60.00 - 70.00	75.00 - 80.00	50.00 - 60.00	-	40.00 - 50.00	2500.00 - 2500.00	150.00 - 200.00
Keppetipola	45.00 - 50.00	18.00 - 26.00	-	-	150.00 - 160.00	-	140.00 - 150.00	100.00 - 110.00	90.00 - 100.00	-	2550.00 - 2600.00	130.00 - 140.00
Moneragala	25.00 - 35.00	15.00 - 20.00	-	-	120.00 - 140.00	-	-	-	100.00 - 140.00	20.00 - 40.00	2500.00 - 2700.00	130.00 - 150.00
Kegalle	-	-	-	-	130.00 - 150.00	-	80.00 - 100.00	80.00 - 100.00	80.00 - 120.00	30.00 - 50.00	2500.00 - 2600.00	140.00 - 150.00
Ampara	50.00 - 50.00	-	-	-	180.00 - 180.00	-	-	-	95.00 - 110.00	50.00 - 50.00	2400.00 - 2500.00	-
Dehiattakandiya	-	-	-	-	160.00 - 200.00	-	-	50.00 - 80.00	100.00 - 130.00	100.00 - 120.00	2500.00 - 3000.00	120.00 - 150.00
Nuwaraeliya	50.00 - 60.00	20.00 - 25.00	-	-	150.00 - 160.00	70.00 - 80.00	140.00 - 150.00	120.00 - 130.00	100.00 - 120.00	110.00 - 130.00	2600.00 - 2700.00	130.00 - 140.00
Kandy	40.00 - 50.00	15.00 - 20.00	-	-	110.00 - 120.00	50.00 - 60.00	90.00 - 100.00	70.00 - 80.00	80.00 - 110.00	50.00 - 60.00	2000.00 - 2500.00	150.00 - 160.00
Puttalam	-	-	-	-	180.00 - 200.00	-	-	60.00 - 65.00	-	-	-	140.00 - 150.00
Hambantota	20.00 - 30.00	-	-	-	120.00 - 140.00	-	-	50.00 - 70.00	75.00 - 90.00	40.00 - 50.00	2200.00 - 2500.00	130.00 - 150.00
Rathnapura	30.00 - 60.00	25.00 - 40.00	-	-	180.00 - 230.00	-	80.00 - 120.00	80.00 - 80.00	-	90.00 - 120.00	2600.00 - 2800.00	100.00 - 140.00
Matara	18.00 - 20.00	-	-	-	130.00 - 140.00	62.00 - 66.00	140.00 - 160.00	50.00 - 70.00	90.00 - 110.00	40.00 - 60.00	2300.00 - 2500.00	150.00 - 160.00
Galle	60.00 - 80.00	25.00 - 30.00	-	-	140.00 - 180.00	100.00 - 140.00	95.00 - 160.00	100.00 - 130.00	120.00 - 160.00	80.00 - 90.00	2500.00 - 2800.00	120.00 - 140.00
Tissamaharama	40.00 - 50.00	12.00 - 20.00	-	-	100.00 - 120.00	60.00 - 68.00	55.00 - 70.00	80.00 - 100.00	100.00 - 125.00	24.00 - 40.00	2300.00 - 2500.00	150.00 - 160.00
Meegoda (DEC)	19.00 - 20.00	-	-	-	120.00 - 140.00	-	-	80.00 - 80.00	100.00 - 120.00	47.00 - 56.00	2000.00 - 2400.00	120.00 - 120.00
Embilipitiya	50.00 - 70.00	20.00 - 30.00	-	-	110.00 - 140.00	35.00 - 50.00	130.00 - 150.00	70.00 - 90.00	80.00 - 120.00	10.00 - 15.00	1900.00 - 2500.00	140.00 - 150.00
Jaffna	40.00 - 55.00	-	-	-	130.00 - 150.00	130.00 - 150.00	100.00 - 120.00	50.00 - 55.00	120.00 - 150.00	-	2900.00 - 3000.00	150.00 - 170.00
Vavuniya	-	-	-	-	140.00 - 160.00	60.00 - 80.00	65.00 - 75.00	-	-	-	2300.00 - 2400.00	240.00 - 250.00
Mannar	50.00 - 60.00	-	-	-	120.00 - 150.00	-	-	50.00 - 70.00	120.00 - 150.00	120.00 - 140.00	2500.00 - 2800.00	180.00 - 220.00
Killinochchi	50.00 - 60.00	-	-	-	100.00 - 130.00	-	150.00 - 160.00	-	-	-	2400.00 - 2500.00	200.00 - 220.00
Mullaittivu	40.00 - 60.00	-	-	-	100.00 - 150.00	-	-	-	-	-	-	150.00 - 200.00
Batticaloa	35.00 - 40.00	-	-	-	200.00 - 220.00	70.00 - 80.00	120.00 - 130.00	60.00 - 70.00	90.00 - 100.00	-	2100.00 - 2200.00	180.00 - 200.00
Trincomalee	70.00 - 80.00	40.00 - 44.00	-	-	150.00 - 180.00	90.00 - 94.00	-	80.00 - 84.00	108.00 - 110.00	-	2400.00 - 2500.00	180.00 - 200.00
Veyangoda	-	-	-	-	-	-	-	-	-	-	-	-
Galenbindunuwewa	-	-	-	-	100.00 - 150.00	-	-	-	80.00 - 120.00	-	2500.00 - 2800.00	130.00 - 150.00
Bandarawela	-	-	-	-	-	-	-	-	-	-	-	-
Matale	40.00 - 50.00	30.00 - 35.00	-	-	120.00 - 150.00	-	140.00 - 150.00	80.00 - 90.00	80.00 - 90.00	50.00 - 60.00	2200.00 - 2300.00	140.00 - 150.00

Table 09: Selected Markets: Wholesale Price of Fresh Fish & Eggs (Rs/kg & Rs/egg)

Week 21: 17 - 23 May 2024

Locations	Sea Fish					
	Salaya	Hurulla	Balaya	Kelawalla	Thora	Paraw
Colombo	450.00 – 600.00	700.00 – 950.00	850.00 – 1100.00	1250.00 – 1500.00	1700.00 – 2600.00	1250.00 – 1450.00
Kandy	550.00 – 580.00	750.00 – 800.00	1000.00 – 1100.00	1400.00 – 1600.00	2200.00 – 2300.00	1300.00 – 1450.00
Kaluthara	650.00 – 680.00	920.00 – 950.00	1100.00 – 1200.00	1600.00 – 1650.00	-	1300.00 – 1400.00
Puttalam	650.00 – 700.00	850.00 – 900.00	850.00 – 1000.00	-	-	1300.00 – 1400.00
Matara	500.00 – 550.00	-	1100.00 – 1250.00	1500.00 – 1600.00	-	-
Hambantota	400.00 – 450.00	-	900.00 – 950.00	1000.00 – 1100.00	-	-
Galle	-	-	900.00 – 900.00	-	-	-
Batticaloa	380.00 – 450.00	800.00 – 850.00	800.00 – 900.00	1600.00 – 1700.00	1600.00 – 1700.00	1400.00 – 1500.00
Trincomalee	450.00 – 500.00	890.00 – 950.00	1250.00 – 1300.00	1840.00 – 1880.00	2050.00 – 2100.00	1680.00 – 1720.00
Mannar	300.00 – 350.00	650.00 – 680.00	800.00 – 900.00	-	-	1050.00 – 1100.00

Locations	Sea Fish				Eggs	
	Mora	Shrimps	Thalapath	Teppeli	Brown	White
Colombo	-	1500.00 – 1950.00	1750.00 – 2500.00	-	47.00 – 50.00	45.00 – 47.00
Kandy	1400.00 – 1500.00	2200.00 – 2250.00	2000.00 – 2200.00	-	46.00 – 48.00	43.00 – 45.00
Kaluthara	-	-	1900.00 – 2000.00	-	-	-
Puttalam	-	1000.00 – 1100.00	-	-	49.00 – 50.00	46.00 – 48.00
Matara	-	1750.00 – 1800.00	-	-	46.50 – 48.00	45.00 – 46.00
Hambantota	-	-	-	-	-	43.00 – 46.00
Galle	-	-	-	-	46.00 – 46.00	44.00 – 46.00
Batticaloa	1000.00 – 1100.00	1000.00 – 1100.00	1600.00 – 1700.00	-	48.00 – 48.00	47.00 – 48.00
Trincomalee	1800.00 – 1850.00	1050.00 – 1100.00	-	-	47.00 – 49.00	47.00 – 49.00
Mannar	1700.00 – 1800.00	1100.00 – 1150.00	-	-	47.00 – 48.00	45.00 – 46.00

Table 10: Selected Markets: Wholesale Price of Dried Fish (Rs/50kg)

Week 21: 17 - 23 May 2024

Locations	Local Dried Fish					
	Sprats	Kattawa	Thora	Mora	Balaya	Anguluwa
Colombo	67500 – 75000	-	-	90000 – 95000	40000 – 52500	-
Kandy	62500 – 65000	-	-	90000 – 92500	42500 – 45000	42500 – 45000
Batticaloa	40000 – 45000	95000 – 100000	-	70000 – 75000	40000 – 42500	35000 – 40000
Trincomalee	55000 – 55800	-	-	-	49000 – 51500	40000 – 42500
Mannar	50000 – 52500	80000 – 110000	-	65000 – 70000	45000 – 50000	35000 – 37500

Locations	Local Dried Fish			Imported Dried Fish		
	Maduwa	Koduwa	Salaya	Sprats	Kattawa	Thora
Colombo	67500 – 72500	-	20000 – 26000	37500 – 45000	62500 – 67500	-
Kandy	65000 – 67500	-	25000 – 27500	40000 – 44000	67500 – 70000	-
Batticaloa	60000 – 65000	-	35000 – 40000	50000 – 55000	-	-
Trincomalee	50000 – 52500	-	27000 – 28000	48500 – 49200	97500 – 98500	-
Mannar	60000 – 65000	-	30000 – 32500	55000 – 60000	-	-

Locations	Imported Dried Fish					
	Mora	Balaya	Anguluwa	Maduwa	Koduwa	Salaya
Colombo	-	-	67500 – 72500	-	-	-
Kandy	-	-	-	-	-	-
Batticaloa	-	-	-	-	-	-
Trincomalee	-	-	-	-	-	-
Mannar	-	-	-	-	-	-

Table 11: Selected Markets: Retail Price of Fresh Fish & Eggs (Rs/kg & Rs/eggs)

Week 21: 17 - 23 May 2024

22

LOCATIONS	Sea Fish										Eggs									
	Salaya		Hurulla		Balaya		Kelawalla		Thora		Paraw		Mora		Thalapath		Brown		White	
Colombo	500.00	600.00	720.00	1000.00	1100.00	1800.00	1500.00	2600.00	2700.00	4000.00	1500.00	2600.00	-	-	2000.00	2800.00	54.00	56.00	51.00	54.00
Gampaha	-	-	-	-	-	-	-	-	-	-	-	-	-	-	-	-	-	-	-	-
Kurunegala	580.00	640.00	900.00	980.00	1200.00	1200.00	2000.00	2100.00	2600.00	2600.00	1600.00	1600.00	-	-	2400.00	2400.00	50.00	50.00	42.00	45.00
Nikaweratiya	800.00	800.00	-	-	1300.00	1400.00	2200.00	2200.00	2600.00	2600.00	2200.00	2200.00	-	-	2400.00	2600.00	47.00	47.00	45.00	47.00
Dambulla	500.00	600.00	1000.00	1100.00	1100.00	1200.00	2000.00	2200.00	-	-	1800.00	2000.00	1600.00	1800.00	2200.00	2300.00	46.00	47.00	44.00	45.00
Anuradhapura	600.00	700.00	1000.00	1100.00	1000.00	1200.00	2000.00	2200.00	2400.00	2400.00	-	-	-	-	2300.00	2400.00	-	-	47.00	48.00
Thambuththegama	-	-	-	-	-	-	-	-	-	-	-	-	-	-	-	-	-	-	-	-
Polonnaruwa	500.00	550.00	950.00	1000.00	1400.00	1500.00	2000.00	2100.00	2400.00	2400.00	1500.00	1600.00	1600.00	1700.00	2000.00	2200.00	-	-	46.00	48.00
Kaluthara	700.00	720.00	1000.00	1120.00	1300.00	1400.00	1740.00	1780.00	-	-	1600.00	1700.00	-	-	2400.00	2500.00	-	-	46.00	47.00
Badulla	560.00	600.00	960.00	1000.00	1600.00	1800.00	2200.00	2200.00	2400.00	2800.00	-	-	1600.00	1600.00	2400.00	2400.00	45.00	50.00	45.00	47.00
Keppetipola	600.00	620.00	960.00	980.00	1100.00	1200.00	1800.00	1900.00	-	-	1500.00	1600.00	1350.00	1400.00	2200.00	2300.00	44.00	46.00	43.00	44.00
Moneragala	600.00	650.00	1000.00	1100.00	1000.00	1200.00	2200.00	2400.00	2400.00	2600.00	-	-	1900.00	2000.00	2500.00	2700.00	-	-	44.00	48.00
Kegalle	800.00	900.00	1100.00	1200.00	1750.00	1900.00	1800.00	2300.00	-	-	1900.00	2000.00	1900.00	2000.00	2800.00	2900.00	51.00	55.00	48.00	50.00
Ampara	500.00	500.00	-	-	-	-	-	-	-	-	-	-	-	-	-	-	47.00	48.00	42.00	50.00
Dehiattakandiya	500.00	500.00	900.00	900.00	1200.00	1400.00	-	-	-	-	-	-	-	-	2000.00	2200.00	45.00	48.00	40.00	45.00
Nuwaraeliya	640.00	650.00	900.00	1000.00	1200.00	1300.00	1900.00	2000.00	-	-	1600.00	1700.00	1650.00	1700.00	2400.00	2500.00	45.00	47.00	44.00	46.00
Kandy	680.00	700.00	900.00	950.00	1300.00	1400.00	2000.00	2200.00	2700.00	2900.00	1700.00	1800.00	1750.00	1800.00	2350.00	2400.00	52.00	54.00	48.00	50.00
Puttalam	800.00	900.00	1000.00	1200.00	1100.00	1200.00	-	-	-	-	1500.00	1600.00	-	-	-	-	50.00	51.00	47.00	49.00
Hambantota	600.00	650.00	-	-	1800.00	1900.00	2200.00	2400.00	-	-	-	-	-	-	-	-	-	-	45.00	50.00
Rathnapura	800.00	800.00	1000.00	1000.00	1100.00	1100.00	2200.00	2200.00	3200.00	3200.00	2200.00	2200.00	1600.00	1600.00	2400.00	2400.00	45.00	46.00	44.00	46.00
Matara	650.00	800.00	-	-	1800.00	2000.00	2300.00	2400.00	-	-	-	-	-	-	-	-	48.00	49.00	46.00	47.00
Galle	600.00	650.00	1000.00	1200.00	1500.00	1600.00	-	-	-	-	-	-	-	-	-	-	-	-	45.00	50.00
Tissamaharama	600.00	650.00	-	-	1600.00	1800.00	2200.00	2400.00	-	-	-	-	-	-	2200.00	2200.00	45.00	50.00	45.00	50.00
Meegoda	760.00	800.00	1200.00	1200.00	1300.00	1300.00	-	-	-	-	-	-	-	-	-	-	47.00	48.00	47.00	48.00
Embilipitiya	650.00	700.00	-	-	1400.00	1500.00	2200.00	2300.00	-	-	1950.00	2000.00	1500.00	1600.00	2200.00	2300.00	50.00	52.00	45.00	48.00
Jaffna	400.00	450.00	1000.00	1100.00	1150.00	1250.00	-	-	2500.00	2600.00	1700.00	2000.00	2500.00	2600.00	-	-	48.00	50.00	49.00	50.00
Vavuniya	500.00	600.00	1000.00	1150.00	1000.00	1100.00	2400.00	2500.00	2400.00	2500.00	1600.00	1700.00	2000.00	2150.00	2400.00	2500.00	49.00	51.00	48.00	49.00
Mannar	450.00	500.00	800.00	900.00	1000.00	1100.00	-	-	-	-	1300.00	1400.00	2000.00	2200.00	-	-	50.00	51.00	48.00	49.00
Killinochchi	400.00	450.00	850.00	900.00	1100.00	1200.00	-	-	-	-	1400.00	1500.00	-	-	-	-	-	-	48.00	49.00
Mullaittivu	650.00	800.00	1000.00	1200.00	1000.00	1200.00	-	-	-	-	1650.00	2000.00	1800.00	2000.00	-	-	-	-	45.00	48.00
Batticaloa	600.00	700.00	1200.00	1300.00	1600.00	1700.00	2300.00	2400.00	2400.00	2500.00	2200.00	2300.00	2000.00	2100.00	2400.00	2500.00	50.00	50.00	49.00	50.00
Trincomalee	570.00	600.00	1080.00	1150.00	1400.00	1460.00	2280.00	2350.00	2370.00	2400.00	1870.00	1900.00	2000.00	2100.00	-	-	50.00	52.00	50.00	52.00
Veyangoda	-	-	-	-	-	-	-	-	-	-	-	-	-	-	-	-	-	-	-	-
Galenbindunuwewa	600.00	600.00	1000.00	1000.00	1200.00	1800.00	2400.00	2400.00	3000.00	3000.00	1700.00	1700.00	1800.00	1800.00	2400.00	2400.00	-	-	43.00	50.00
Bandarawela	-	-	-	-	-	-	-	-	-	-	-	-	-	-	-	-	-	-	-	-
Matale	750.00	800.00	950.00	1000.00	1000.00	1100.00	2100.00	2200.00	2400.00	2400.00	1600.00	1700.00	1700.00	1800.00	2100.00	2200.00	49.00	50.00	47.00	48.00

Table 12: Selected Markets: Retail Price of Dried Fish (Rs/kg)

Week 21: 17 - 23 May 2024

LOCATIONS	Dried Fish													
	Sprats-Imported		Kattawa		Thora		Mora		Balaya		Anguluwa		Salaya	
Colombo	1200.00	1500.00	2000.00	2500.00	-	-	2000.00	2600.00	1600.00	1800.00	2200.00	2400.00	1000.00	1100.00
Gampaha	-	-	-	-	-	-	-	-	-	-	-	-	-	-
Kurunegala	1100.00	1300.00	2000.00	2100.00	3000.00	3100.00	2000.00	2200.00	1200.00	1200.00	1600.00	1600.00	800.00	900.00
Nikaweratiya	1100.00	1200.00	2000.00	2000.00	-	-	1800.00	2200.00	1000.00	1400.00	1800.00	2400.00	800.00	800.00
Dambulla	900.00	1000.00	2200.00	2400.00	-	-	2200.00	2300.00	1000.00	1200.00	1850.00	2000.00	-	-
Anuradhapura	1000.00	1200.00	2000.00	2400.00	-	-	2200.00	2400.00	1200.00	1600.00	2200.00	2400.00	800.00	1000.00
Thambuththegama	-	-	-	-	-	-	-	-	-	-	-	-	-	-
Polonnaruwa	1000.00	1250.00	1800.00	1800.00	-	-	2100.00	2200.00	1100.00	1200.00	1200.00	1300.00	-	-
Kaluthara	1100.00	1200.00	1900.00	2000.00	-	-	2100.00	2200.00	1300.00	1400.00	2100.00	2200.00	-	-
Badulla	1000.00	1200.00	2200.00	2200.00	-	-	-	-	1200.00	1200.00	1800.00	1800.00	-	-
Keppetipola	1200.00	1250.00	2360.00	2380.00	-	-	2350.00	2360.00	1300.00	1350.00	2160.00	2180.00	880.00	900.00
Moneragala	1100.00	1200.00	1800.00	2000.00	-	-	2000.00	2100.00	1200.00	1400.00	2000.00	2100.00	800.00	900.00
Kegalle	1150.00	1250.00	2000.00	2200.00	-	-	2000.00	2100.00	1200.00	1300.00	-	-	-	-
Ampara	900.00	1000.00	1750.00	2600.00	-	-	2000.00	2200.00	1350.00	1450.00	2200.00	2200.00	-	-
Dehiattakandiya	1000.00	1200.00	1800.00	1800.00	-	-	2000.00	2400.00	1200.00	1600.00	2200.00	2200.00	-	-
Nuwaraeliya	1260.00	1300.00	2380.00	2400.00	-	-	2260.00	2300.00	1300.00	1400.00	2150.00	2200.00	960.00	1000.00
Kandy	1000.00	1300.00	2000.00	2200.00	-	-	2200.00	2300.00	1400.00	1500.00	2000.00	2100.00	850.00	900.00
Puttalam	1000.00	1200.00	-	-	2800.00	3000.00	2150.00	2250.00	1200.00	1500.00	1200.00	2350.00	850.00	900.00
Hambantota	1150.00	1200.00	1900.00	2100.00	-	-	-	-	1100.00	1300.00	2000.00	2100.00	-	-
Rathnapura	900.00	1120.00	2000.00	2400.00	-	-	2100.00	2120.00	1080.00	1200.00	2000.00	2100.00	-	-
Matara	1000.00	1200.00	1900.00	2000.00	-	-	1900.00	2000.00	1200.00	1300.00	1900.00	2000.00	-	-
Galle	1000.00	1200.00	2000.00	2200.00	-	-	2000.00	2400.00	1400.00	1500.00	2000.00	2000.00	-	-
Tissamaharama	950.00	1150.00	1700.00	1750.00	-	-	2000.00	2200.00	1000.00	1300.00	1600.00	1850.00	1100.00	1200.00
Meegoda	960.00	1000.00	1600.00	2000.00	-	-	1900.00	2000.00	1150.00	1300.00	1800.00	2100.00	800.00	1000.00
Embilipitiya	1200.00	1350.00	2000.00	2200.00	-	-	2000.00	2300.00	1100.00	1500.00	2000.00	2300.00	900.00	1100.00
Jaffna	900.00	1000.00	1800.00	2000.00	3100.00	3250.00	2150.00	2300.00	1280.00	1350.00	1200.00	1300.00	-	-
Vavuniya	-	-	1600.00	1700.00	-	-	2100.00	2200.00	1000.00	1200.00	850.00	900.00	800.00	900.00
Mannar	1100.00	1150.00	1800.00	2400.00	-	-	1500.00	1600.00	1100.00	1200.00	800.00	850.00	700.00	800.00
Killinochchi	1000.00	1100.00	2400.00	2500.00	-	-	1900.00	2000.00	1500.00	1600.00	900.00	1000.00	800.00	900.00
Mullaittivu	1100.00	1200.00	1800.00	1950.00	-	-	-	-	1000.00	1110.00	1000.00	1200.00	800.00	850.00
Batticaloa	1000.00	1100.00	2100.00	2200.00	-	-	1600.00	1700.00	1000.00	1100.00	900.00	1000.00	900.00	1000.00
Trincomalee	1180.00	1200.00	2340.00	2360.00	-	-	-	-	1150.00	1200.00	980.00	1050.00	760.00	800.00
Veyangoda	-	-	-	-	-	-	-	-	-	-	-	-	-	-
Galenbindunuwewa	1000.00	1200.00	2200.00	2400.00	-	-	2200.00	2400.00	1200.00	1500.00	2200.00	2400.00	800.00	1000.00
Bandarawela	-	-	-	-	-	-	-	-	-	-	-	-	-	-
Matale	1000.00	1200.00	2300.00	2400.00	-	-	2300.00	2400.00	1400.00	1500.00	2200.00	2400.00	700.00	700.00

Table 13: Selected Markets: Retail Price of Meat (Rs/kg)

Week 21: 17 - 23 May 2024

LOCATIONS	Meat		Meat (Chicken)		Meat					
	Beef		Broiler	Curry	Mutton	Pork				
Colombo	2200.00	- 2500.00	1250.00	- 1410.00	1000.00	- 1400.00	3200.00	- 3400.00	1250.00	- 1300.00
Gampaha	-		-		-		-		-	
Kurunegala	2000.00	- 2100.00	1100.00	- 1200.00	-		3000.00	- 3200.00	1400.00	- 1450.00
Nikaweratiya	2200.00	- 2200.00	1000.00	- 1200.00	-		-		-	
Dambulla	-		1150.00	- 1200.00	-		-		1300.00	- 1400.00
Anuradhapura	2400.00	- 2400.00	1150.00	- 1250.00	1300.00	- 1400.00	3500.00	- 3600.00	1300.00	- 1500.00
Thambuththegama	-		-		-		-		-	
Polonnaruwa	1800.00	- 1800.00	1150.00	- 1200.00	1300.00	- 1350.00	3000.00	- 3000.00	1800.00	- 1800.00
Kaluthara	2200.00	- 2300.00	1120.00	- 1180.00	1320.00	- 1380.00	-		1380.00	- 1420.00
Badulla	2100.00	- 2100.00	1150.00	- 1300.00	1600.00	- 1650.00	2900.00	- 2900.00	1600.00	- 1600.00
Keppetipola	2100.00	- 2200.00	1150.00	- 1200.00	1300.00	- 1350.00	3000.00	- 3100.00	-	
Moneragala	-		1100.00	- 1350.00	1550.00	- 1600.00	3200.00	- 3400.00	1450.00	- 1500.00
Kegalle	2300.00	- 2300.00	1100.00	- 1250.00	-		3000.00	- 3000.00	1500.00	- 1600.00
Ampara	-		1000.00	- 1000.00	1200.00	- 1250.00	-		1600.00	- 1850.00
Dehiattakandiya	-		1180.00	- 1200.00	-		-		1340.00	- 1500.00
Nuwaraeliya	2250.00	- 2300.00	1180.00	- 1240.00	1350.00	- 1380.00	3200.00	- 3300.00	1450.00	- 1500.00
Kandy	2200.00	- 2200.00	1120.00	- 1140.00	1250.00	- 1275.00	3100.00	- 3200.00	1400.00	- 1450.00
Puttalam	2200.00	- 2300.00	1000.00	- 1250.00	-		3400.00	- 3400.00	-	
Hambantota	-		1150.00	- 1200.00	-		-		-	
Rathnapura	2400.00	- 2400.00	1070.00	- 1250.00	1100.00	- 1300.00	3200.00	- 3200.00	1300.00	- 1300.00
Matara	-		1150.00	- 1200.00	-		-		-	
Galle	2400.00	- 2400.00	1200.00	- 1280.00	1250.00	- 1300.00	3200.00	- 3300.00	-	
Tissamaharama	-		1200.00	- 1250.00	-		-		1400.00	- 1600.00
Meegoda	-		1150.00	- 1280.00	1000.00	- 1400.00	-		1250.00	- 1250.00
Embilipitiya	2150.00	- 2200.00	1000.00	- 1150.00	1250.00	- 1320.00	2900.00	- 3000.00	1450.00	- 1600.00
Jaffna	2000.00	- 2100.00	1450.00	- 1500.00	1500.00	- 1550.00	3450.00	- 3600.00	-	
Vavuniya	2000.00	- 2150.00	1300.00	- 1450.00	1500.00	- 1600.00	3000.00	- 3200.00	-	
Mannar	2000.00	- 2200.00	1380.00	- 1400.00	1500.00	- 1600.00	-		-	
Killinochchi	2000.00	- 2050.00	1300.00	- 1350.00	1800.00	- 1850.00	3300.00	- 3400.00	-	
Mullaittivu	1700.00	- 1800.00	1500.00	- 1650.00	-		-		-	
Batticaloa	1900.00	- 2000.00	1200.00	- 1250.00	1400.00	- 1500.00	3300.00	- 3400.00	-	
Trincomalee	2000.00	- 2100.00	1250.00	- 1320.00	1800.00	- 1850.00	3460.00	- 3550.00	-	
Veyangoda	-		-		-		-		-	
Galenbindunuwewa	1900.00	- 2000.00	1050.00	- 1100.00	-		-		1400.00	- 1500.00
Bandarawela	-		-		-		-		-	
Matale	2000.00	- 2200.00	1180.00	- 1200.00	1400.00	- 1450.00	2900.00	- 3000.00	1400.00	- 1600.00

Table 14: Colombo: Wholesale Prices (Rs/kg or Rs/piece)

Week 21: 17 - 23 May 2024

COMMODITY	Range	Average Price			Change Compared to		COMMODITY	Range	Average Price			Change Compared to						
		This Week	Last Week	Last Year	Last Week (%)	Last Year (%)			This Week	Last Week	Last Year	Last Week (%)	Last Year (%)					
Rice							Coconut											
Local							Large						95.00 - 100.00	97.78	102.50	94.10	-4.61	3.91
Samba 1	235.00 - 240.00	236.60	234.75	214.55	0.79	10.28	Small						80.00 - 90.00	86.67	89.25	85.55	-2.89	1.31
Samba 2	228.00 - 230.00	229.43	227.25	206.80	0.96	10.94	Fruits (Rs/fruit)											
Keeri Samba	305.00 - 320.00	312.00	316.43	223.50	-1.40	39.60	Plantain											
Nadu 1	205.00 - 215.00	208.89	211.25	204.73	-1.12	2.03	Ambul (Rs/kg)						80.00 - 100.00	90.00	140.77	201.54	-36.07	-55.34
Nadu 2	200.00 - 203.00	201.29	206.00	197.50	-2.29	1.92	Kolikuttu (Rs/kg)						200.00 - 250.00	220.00	343.33	395.83	-35.92	-44.42
Raw (Red)	180.00 - 195.00	186.50	180.63	198.30	3.25	-5.95	Seeni (Rs/kg)						80.00 - 100.00	90.91	136.67	130.00	-33.48	-30.07
Raw (White)	205.00 - 215.00	209.00	201.67	194.50	3.63	7.46	Anamalu						17.00 - 25.00	19.73	29.17	20.50	-32.37	-3.77
Imported							Ambun						24.00 - 30.00	26.27	35.00	25.67	-24.94	2.35
Samba	265.00 - 270.00	266.25		209.20		27.27	Papaw(Rs/kg)						40.00 - 100.00	66.36	143.33	154.29	-53.70	-56.99
Nadu							Passion Fruit						60.00 - 70.00	63.00	50.09	28.40	25.77	121.83
Raw (Red)							Pineapple Large						780.00 - 850.00	805.00	443.08	582.50	81.68	38.20
Raw (White)				169.30			Pineapple Medium						600.00 - 650.00	618.75	353.33	490.00	75.12	26.28
Dried Chillies							Pineapple Small						480.00 - 520.00	495.00	276.67	390.00	78.91	26.92
Imported	750.00 - 850.00	782.22	1047.14	1392.00	-25.30	-43.81	Mango											
Onion							Betti						20.00 - 25.00	21.44	29.00	14.44	-26.05	48.51
Sinnan	200.00 - 220.00	210.00					Karthakolomban						50.00 - 80.00	63.00	45.00	70.00	40.00	-10.00
Vedalan	350.00 - 400.00	375.00					Vilad						30.00 - 40.00	34.44	30.50	56.25	12.93	-38.77
Imported	250.00 - 370.00	308.75	450.00	591.50	-31.39	-47.80	Kohu						16.00 - 18.00	16.89				
Big Onion							Other											
Imported	100.00 - 190.00	152.00	430.00	162.50	-64.65	-6.46	Wood Apple						120.00 - 160.00	140.00	30.50	38.90	359.02	259.90
Local							Orange						80.00 - 100.00	88.75	146.67	49.09	-39.49	80.79
Potato							Avocado						60.00 - 80.00	69.09	278.33	164.00	-75.18	-57.87
Welimada							Slime Apple						18.00 - 20.00	18.89	55.00	30.89	-65.66	-38.85
N'Eliya	230.00 - 250.00	240.00	340.00	420.00	-29.41	-42.86	Grapes (Imp., Rs/kg)						1660.00 - 1770.00	1712.00	1375.00	1613.75	24.51	6.09
Imported	150.00 - 160.00	153.75	168.13	165.30	-8.55	-6.99	King Coconut						100.00 - 140.00	124.44	93.75	106.25	32.74	17.12
Pulses							Sea Fish											
Green Gram	950.00 - 1100.00	1028.75	911.67	1165.00	12.84	-11.70	Salaya						450.00 - 600.00	505.83	325.00	398.00	55.64	27.09
Cowpea (White)	750.00 - 800.00	777.50	1100.00	1300.63	-29.32	-40.22	Hurulla						700.00 - 950.00	835.00	746.00	726.00	11.93	15.01
Cowpea (Red)	700.00 - 750.00	728.75	1150.00	1330.00	-36.63	-45.21	Balaya						850.00 - 1100.00	980.00	928.00	818.00	5.60	19.80
Red Dhal	270.00 - 280.00	273.75	299.00	357.80	-8.44	-23.49	Kelawalla						1250.00 - 1500.00	1381.67	1388.00	1270.00	-0.46	8.79
Vegetable							Thora						1700.00 - 2600.00	2166.67	2580.00	2420.00	-16.02	-10.47
Beans (Butter)							Paraw						1250.00 - 1450.00	1324.17	1450.00	1163.00	-8.68	13.86
Beans(Green)	300.00 - 550.00	437.00	475.00	600.00	-8.00	-27.17	Mora								1180.00			
Carrot	100.00 - 150.00	121.00	417.00	232.00	-70.98	-47.84	Shrimps						1500.00 - 1950.00	1788.46	1720.00	1585.00	3.98	12.84
Leeks	180.00 - 250.00	214.00	220.00	274.00	-2.73	-21.90	Thalalpath						1750.00 - 2500.00	2050.00	1700.00	1730.00	20.59	18.50
Beetroot	150.00 - 260.00	225.45	398.33	377.50	-43.40	-40.28	Eggs											
Knolkhol	100.00 - 150.00	127.00	222.00	232.00	-42.79	-45.26	Brown						47.00 - 50.00	48.56	57.75		-15.91	
Raddish	80.00 - 130.00	106.00	151.00	106.00	-29.80	0.00	White						45.00 - 47.00	46.06	54.50	60.50	-15.48	-23.86
Cabbage	50.00 - 80.00	62.00	370.00	123.00	-83.24	-49.59	Dried Fish											
Tomato	100.00 - 160.00	136.00	474.00	175.00	-71.31	-22.29	Sprats						1350.00 - 1500.00	1408.33	1331.00	1343.00	5.81	4.86
Ladies Fingers	50.00 - 120.00	87.00	135.00	135.00	-35.56	-35.56	Sprats (Imported)						750.00 - 900.00	820.83	978.33	898.33	-16.10	-8.63
Brinjal	150.00 - 200.00	184.00	548.00	208.00	-66.42	-11.54	Kattawa											
Capsicum	160.00 - 220.00	189.00	448.00	665.00	-57.81	-71.58	Kattawa (Imported)						1250.00 - 1350.00	1269.23	1268.00	1693.00	0.10	-25.03
Pumpkin	60.00 - 80.00	70.00	154.00	130.00	-54.55	-46.15	Thora											
Cucumber	100.00 - 120.00	104.00	112.00	72.00	-7.14	44.44	Thora (Imported)											
Bitter Gourd	220.00 - 350.00	278.00	347.00	304.00	-19.88	-8.55	Mora						1800.00 - 1900.00	1843.33	1737.00	1765.00	6.12	4.44
Snake Gourd	220.00 - 280.00	244.00	208.00	227.00	17.31	7.49	Mora (Imported)											
Drumstick	400.00 - 800.00	600.00					Balaya						800.00 - 1050.00	894.17	917.00	873.00	-2.49	2.42
Luffa	250.00 - 280.00	265.00	344.00	216.00	-22.97	22.69	Balaya (Imported)											
Long Beans	150.00 - 300.00	228.00	147.00	280.00	55.10	-18.57	Anguluwa											
Ash Plantain	80.00 - 150.00	113.00	282.00	217.00	-59.93	-47.93	Anguluwa (Imported)						1350.00 - 1450.00	1375.38	1502.00	1686.67	-8.43	-18.46
Green Chillies	150.00 - 300.00	216.00	1075.00	305.00	-79.91	-29.18	Maduwa						1350.00 - 1450.00	1399.17	1396.00	1195.00	0.23	17.09
Lime	1000.00 - 1300.00	1160.00	295.00	116.00	293.22	900.00	Maduwa (Imported)											
Root Crops							Koduwa											
Sweet Potato	120.00 - 150.00	134.00	88.00	136.00	52.27	-1.47	Koduwa (Imported)											
Manioc	80.00 - 120.00	100.00	90.00	146.00	11.11	-31.51	Salaya						400.00 - 520.00	448.33	423.33	768.00	5.91	-41.62
Leafy Vegetable							Salaya (Imported)											
Mukunuwenna	40.00 - 50.00	43.33	50.00	58.00	-13.33	-25.29												
Kankun	40.00 - 50.00	43.33	50.00	58.00	-13.33	-25.29												
Gotukola (Rs/kg)	200.00 - 220.00	210.00	290.00	244.00	-27.59	-13.93												

This Week: Week 21: 17 - 23 May 2024
 Last Week: Week 20: 10 - 16 May 2024

Table 15: Colombo &Suburbs: Retail Prices (Rs/kg or Rs/piece)

Week 21: 17 - 23 May 2024

COMMODITY	Range	Average Price			Change Compared to		COMMODITY	Range	Average Price			Change Compared to	
		This Week	Last Week	Last Year	Last Week	Last Year (%)			This Week	Last Week	Last Year	Last Week	Last Year (%)
Rice							Coconut						
Local							Large						
Samba 1	230.00 - 260.00	253.60	252.14	228.33	1.46	11.07	105.00 - 120.00	116.25	120.32	111.04	-4.07	4.69	
Samba 2	-	-	-	218.33	-	-	Small	85.00 - 100.00	92.50	96.33	89.95	-3.83	2.83
Keeri Samba	-	-	-	256.00	-	-	Fruits (Rs/fruit)						
Nadu 1	220.00 - 230.00	224.55	224.25	221.21	0.30	1.51	Plantain						
Nadu 2	220.00 - 220.00	220.00	-	214.81	-	-	Ambul (Rs/kg)	200.00 - 300.00	246.96	226.25	267.78	20.71	-7.78
Raw (Red)	190.00 - 220.00	205.79	206.19	215.88	-0.40	-4.67	Kolikuttu (Rs/kg)	450.00 - 550.00	501.76	489.17	520.27	12.59	-3.56
Raw (White)	210.00 - 220.00	215.50	215.24	210.91	0.26	2.18	Seeni (Rs/kg)	150.00 - 280.00	225.45	221.30	222.16	4.15	1.48
Imported							Anamalu						
Samba	-	-	-	220.31	-	-	30.00 - 42.00	34.88	38.13	28.15	-3.26	23.89	
Nadu	-	-	-	197.07	-	-	Ambun	35.00 - 56.00	47.19	49.96	34.60	-2.77	36.39
Raw (Red)	-	-	-	-	-	-	Papaw(Rs/kg)	180.00 - 350.00	248.50	229.17	297.50	19.33	-16.47
Raw (White)	-	-	-	189.09	-	-	Passion Fruit	65.00 - 100.00	80.00	64.71	45.77	15.29	74.79
Dried Chillies							Pineapple Large						
Imported	1100.00 - 1300.00	1250.00	1313.64	1791.67	-63.64	-30.23	480.00 - 650.00	550.77	524.77	638.67	26.00	-13.76	
Onion							Pineapple Medium						
Sinnan	-	-	-	-	-	-	380.00 - 550.00	460.59	426.67	560.00	33.92	-17.75	
Vedalan	-	-	-	-	-	-	Pineapple Small	280.00 - 450.00	370.71	347.69	465.36	23.02	-20.34
Imported	480.00 - 600.00	512.22	594.62	730.30	-82.40	-29.86	Mango						
Big Onion							Betti						
Imported	420.00 - 480.00	456.50	510.00	203.94	-53.50	123.84	66.00 - 200.00	108.20	99.90	144.19	8.30	-24.96	
Local	-	-	-	-	-	-	Karthakolomban	-	-	-	-	-	
Potato							Vilad						
Welimada	-	-	-	-	-	-	66.00 - 200.00	108.20	99.90	144.19	8.30	-24.96	
N'Eliya	400.00 - 440.00	417.50	415.63	458.00	1.87	-8.84	Kohu	-	-	-	-	-	
Imported	180.00 - 220.00	197.65	212.50	198.75	-14.85	-0.55	Other						
Pulses							Wood Apple						
Green Gram	1000.00 - 1400.00	1169.47	1163.04	1292.50	6.43	-9.52	40.00 - 120.00	72.00	62.05	72.79	9.95	-1.09	
Cowpea (White)	1200.00 - 1400.00	1307.14	1255.00	1375.00	52.14	-4.94	Orange	180.00 - 250.00	206.00	206.36	110.45	-0.36	86.51
Cowpea (Red)	1200.00 - 1400.00	1300.00	1263.64	1374.00	36.36	-5.39	Avocado	260.00 - 300.00	280.00	-	170.00	-	64.71
Red Dhal	320.00 - 360.00	339.50	340.80	381.71	-1.30	-11.06	Slime Apple	50.00 - 120.00	80.83	82.47	87.59	-1.64	-7.71
Vegetable							Grapes (Imp., Rs/kg)						
Beans (Butter)	-	-	-	-	-	-	1500.00 - 2500.00	2053.85	2064.71	2123.81	-10.86	-3.29	
Beans(Green)	460.00 - 800.00	678.70	668.97	699.63	9.73	-2.99	King Coconut	100.00 - 150.00	131.11	143.18	140.48	-12.07	-6.67
Carrot	700.00 - 1000.00	807.50	598.46	354.07	209.04	128.06	Sea Fish						
Leeks	380.00 - 700.00	531.82	388.85	438.85	142.97	21.18	Salaya						
Beetroot	550.00 - 900.00	743.75	637.60	553.60	106.15	34.35	500.00 - 600.00	579.33	564.76	602.31	14.57	-3.81	
Knolkhol	350.00 - 600.00	492.31	435.79	351.50	56.52	40.06	720.00 - 1000.00	868.33	928.46	883.20	-60.13	-1.68	
Raddish	220.00 - 400.00	317.92	312.86	204.81	5.06	55.23	Hurulla	1100.00 - 1800.00	1337.50	1508.33	1488.33	-170.83	-10.13
Cabbage	550.00 - 800.00	700.42	550.00	239.31	150.42	192.68	Balaya	1500.00 - 2600.00	2134.62	2139.47	2350.00	-4.85	-9.17
Tomato	480.00 - 1000.00	745.24	643.08	255.56	102.16	191.61	Kelawalla	1500.00 - 2600.00	2134.62	2139.47	2350.00	-4.85	-9.17
Ladies Fingers	250.00 - 420.00	348.26	343.10	242.14	5.16	43.83	Thora	2700.00 - 4000.00	3258.33	3453.33	3272.22	-195.00	-0.42
Brinjal	500.00 - 900.00	689.52	765.17	444.81	-75.65	55.02	Paraw	1500.00 - 2600.00	2080.00	2282.50	2203.75	-202.50	-5.62
Capsicum	650.00 - 1000.00	822.92	774.07	932.00	48.85	-11.70	Mora	-	-	-	-	-	
Pumpkin	180.00 - 340.00	278.40	274.44	229.63	3.96	21.24	Shrimps	2000.00 - 2100.00	2007.14	2086.11	1811.20	-78.97	10.82
Cucumber	140.00 - 320.00	229.57	253.08	191.43	-23.51	19.92	Thalpath	2000.00 - 2800.00	2717.65	2770.45	2780.77	-52.80	-2.27
Bitter Gourd	350.00 - 700.00	543.48	567.14	471.15	-23.66	15.35	Eggs						
Snake Gourd	250.00 - 480.00	394.78	399.20	400.00	-4.42	-1.30	Brown	54.00 - 56.00	55.29	57.88	63.00	-2.59	-12.23
Drumstick	-	#DIV/0!	-	-	#DIV/0!	#DIV/0!	White	51.00 - 54.00	52.35	55.11	61.79	-2.76	-15.27
Luffa	300.00 - 600.00	506.67	515.00	368.00	-8.33	37.68	Dried Fish						
Long Beans	240.00 - 520.00	349.52	361.43	406.40	-11.91	-14.00	Sprats						
Ash Plantain	320.00 - 500.00	384.58	388.46	311.54	-3.88	23.45	1800.00 - 2400.00	2035.29	1945.83	1739.29	89.46	17.02	
Green Chillies	1200.00 - 2400.00	1780.43	1600.00	530.36	180.43	235.70	Sprats (Imported)	1200.00 - 1500.00	1433.33	1463.64	1328.00	-30.31	7.93
Lime	300.00 - 1000.00	671.30	661.85	304.62	9.45	120.37	Kattawa	2000.00 - 2500.00	2336.84	2325.00	2482.61	11.84	-5.87
Root Crops							Thora						
Sweet Potato	150.00 - 320.00	253.91	240.74	238.46	13.17	6.48	2000.00 - 2600.00	2417.65	2405.00	2454.17	12.65	-1.49	
Manioc	150.00 - 240.00	203.50	211.72	215.36	-8.22	-5.51	Mora	2000.00 - 2600.00	2417.65	2405.00	2454.17	12.65	-1.49
Leafy Vegetable							Balaya						
Mukunuwenna	60.00 - 100.00	78.18	73.33	81.50	4.85	-4.07	1600.00 - 1800.00	1705.26	1704.55	1469.23	0.71	16.07	
Kankun	60.00 - 100.00	77.73	73.33	81.50	4.40	-4.63	2200.00 - 2400.00	2342.86	2430.77	2500.00	-87.91	-6.29	
Gotukola	100.00 - 120.00	101.82	101.33	125.00	0.49	-18.55	Anguluwa						
Meat							Maduwa						
Beef (without Bones)							Koduwa						
Chicken (Broiler)	1250.00 - 1410.00	1338.89	1335.56	1249.00	3.33	7.20	1000.00 - 1100.00	1046.15	1150.00	1310.71	-103.85	-20.18	
Chicken (Curry)	1000.00 - 1400.00	1208.89	1312.50	1578.57	-103.61	-23.42	Sea Fish						
Mutton	3200.00 - 3400.00	3250.00	3300.00	2922.22	-50.00	11.22	Salaya						
Pork	1250.00 - 1300.00	1275.00	1275.00	1766.67	0.00	-27.83	1000.00 - 1100.00	1046.15	1150.00	1310.71	-103.85	-20.18	

This Week: Week 21: 17 - 23 May 2024
Last Week: Week 20: 10 - 16 May 2024

Table 16: Farmgate/Producer Prices of Food Commodities in Selected Producing Areas (Rs/kg)

Week 21: 17 - 23 May 2024

COMMODITY	Range	Average Price	COMMODITY	Range	Average Price	COMMODITY	Range	Average Price
<u>Paddy</u>			<u>Vegetable (Up Country)</u>			Snake Gourd		
Short Grain			Beans			Dambulla	145.00 - 167.50	156.88
A'pura	125.00 - 128.00	126.20	Dambulla	340.00 - 360.00	348.00	Hambantota	120.00 - 140.00	128.00
P'naruwa	129.00 - 131.00	130.17	Welimada	340.00 - 360.00	352.00	Embilipitiya	140.00 - 160.00	150.00
Kalawewa	-		Badulla	200.00 - 250.00	216.67	Matara	-	
Kurunegala	125.00 - 128.00	126.75	Carrot			A'pura	140.00 - 160.00	148.00
Dehiattakandiya	125.00 - 129.00	127.00	N'Eliya	60.00 - 70.00	66.00	Luffa		
Nikaweratiya	125.00 - 128.00	126.67	Welimada	55.00 - 65.00	60.00	Dambulla	240.00 - 260.00	248.00
Ampara	125.00 - 125.00	125.00	Hanguranketha	60.00 - 85.00	73.00	Hambantota	120.00 - 150.00	135.00
Long Grain (White)			Leeks			Embilipitiya	170.00 - 200.00	185.00
A'pura	116.00 - 118.00	116.80	N'Eliya	150.00 - 160.00	156.00	Matara	-	
P'naruwa	118.00 - 120.00	119.33	Welimada	125.00 - 135.00	131.00	A'pura	200.00 - 220.00	208.00
Kalawewa	-		Beetroot			Green Chillies		
Kurunegala	116.00 - 118.00	117.00	N'Eliya	175.00 - 185.00	181.00	Dambulla	100.00 - 120.00	113.00
Dehiattakandiya	118.00 - 120.00	119.00	Dambulla	200.00 - 220.00	212.50	Hambantota	-	
Embilipitiya	-		Kurunegala	-		Embilipitiya	160.00 - 200.00	180.00
Nikaweratiya	118.00 - 120.00	119.17	Welimada	165.00 - 175.00	169.00	Puttalam	100.00 - 160.00	128.00
Hambantota	-		Hanguranketha	180.00 - 220.00	204.00	A'pura	180.00 - 200.00	188.00
Ampara	115.00 - 115.00	115.00	Knol Khol			Pumpkin		
Long Grain (Red)			N'Eliya	105.00 - 115.00	110.00	Dambulla	50.00 - 57.00	53.20
Matara	104.00 - 106.00	105.00	Welimada	90.00 - 100.00	95.00	Hambantota	40.00 - 50.00	44.00
Hambantota	105.00 - 106.00	105.50	Hanguranketha	90.00 - 110.00	101.00	Embilipitiya	60.00 - 80.00	70.00
Embilipitiya	105.00 - 107.00	105.75	Raddish			Matara	-	
Keeri Samba			N'Eliya	60.00 - 70.00	66.00	A'pura	50.00 - 70.00	58.00
A'pura	145.00 - 153.00	148.20	Welimada	25.00 - 35.00	30.00	Moneragala	50.00 - 70.00	58.00
P'naruwa	145.00 - 148.00	146.50	Hambantota	50.00 - 60.00	55.00	Cucumber		
Kalawewa	-		Hanguranketha	25.00 - 40.00	32.60	A'pura	80.00 - 100.00	88.00
Kurunegala	145.00 - 150.00	148.75	Cabbage			Dambulla	86.00 - 100.00	93.20
Dehiattakandiya	142.00 - 148.00	145.67	N'Eliya	35.00 - 45.00	40.00	Hambantota	110.00 - 140.00	125.00
Red Onion			Welimada	20.00 - 25.00	22.00	Matara	80.00 - 100.00	91.25
Puttalam	180.00 - 200.00	190.00	Badulla	60.00 - 60.00	60.00	Long Beans		
Jaffna	250.00 - 270.00	260.00	Hanguranketha	25.00 - 50.00	42.00	Dambulla	200.00 - 260.00	232.00
Big Onion			Tomato			Hambantota	-	
Dambulla	-		Welimada	50.00 - 65.00	57.00	Embilipitiya	220.00 - 240.00	230.00
Kalawewa	-		Hambantota	-		Matara	160.00 - 200.00	177.50
A'pura	-		Dambulla	115.00 - 130.00	123.00	A'pura	220.00 - 240.00	228.00
Potato			Hanguranketha	45.00 - 70.00	58.00	Ash Plantain		
N'Eliya	210.00 - 220.00	216.00	Vegetable (Low Country)			Hambantota	-	
Badulla	-		Ladies Fingers			Embilipitiya	80.00 - 100.00	92.50
Welimada	200.00 - 210.00	205.00	A'pura	100.00 - 120.00	108.00	Matara	85.00 - 100.00	93.75
Pulses			Dambulla	86.00 - 95.00	90.20	Lime		
Green Gram			Hambantota	80.00 - 110.00	94.00	Hambantota	-	
Hambantota	-		Embilipitiya	50.00 - 70.00	58.00	Embilipitiya	1200.00 - 1250.00	1223.33
Moneragala	800.00 - 850.00	820.00	Matara	70.00 - 100.00	85.00	Moneragala	800.00 - 850.00	820.00
Embilipitiya	900.00 - 920.00	910.00	Brinjal			Fruits (Rs/kg)		
Nikaweratiya	750.00 - 800.00	775.00	A'pura	140.00 - 160.00	148.00	Banana		
A'pura	800.00 - 850.00	825.00	Dambulla	145.00 - 167.50	157.00	Ambul		
Cowpea			Hambantota	-		Moneragala	50.00 - 60.00	54.00
Hambantota	-		Embilipitiya	170.00 - 200.00	184.00	Embilipitiya	50.00 - 70.00	58.00
Nikaweratiya	600.00 - 700.00	637.50	Matara	95.00 - 110.00	101.25	Hambantota	50.00 - 70.00	60.00
Moneragala	600.00 - 650.00	620.00	Welimada	65.00 - 70.00	68.00	Kolikuttu		
Embilipitiya	740.00 - 750.00	745.00	Capsicum			Moneragala	150.00 - 170.00	158.00
Maize			Badulla	-		Embilipitiya	150.00 - 200.00	172.00
A'pura	145.00 - 150.00	147.50	Welimada	140.00 - 160.00	152.00	Hambantota	-	
Kalawewa	-		Bitter Gourd			Papaw		
Gingelly			A'pura	280.00 - 300.00	288.00	Moneragala	60.00 - 65.00	62.00
A'pura	650.00 - 700.00	675.00	Dambulla	250.00 - 290.00	264.00	Embilipitiya	60.00 - 70.00	65.00
Kalawewa	-		Hambantota	-		Hambantota	80.00 - 90.00	85.00
Black Gram			Embilipitiya	320.00 - 340.00	332.50	Pineapple		
A'pura	600.00 - 650.00	625.00	Matara	200.00 - 230.00	212.50	Divulapitiya	-	
Kalawewa	-							

Annex 01 - Colombo Markets: Retail Prices of Rice and Subsidiary Food Crops (Rs/kg)

Week 21: 17 - 23 May 2024

28

CROP	PELIYAGODA	MAHARAGAMA	KIRULAPONE	NUGEGODA	NARAHENPITA	DEMATAGODA	THOTALANGA	KADAWATHA	KIRIBATHGODA
<u>Rice</u>									
Local									
Samba 1	240.00 - 260.00	230.00 - 270.00	230.00 - 270.00	230.00 - 270.00	250.00 - 270.00	230.00 - 270.00	250.00 - 270.00	230.00 - 260.00	230.00 - 260.00
Samba 2	-	-	-	-	-	-	-	-	-
Keeri Samba	350.00 - 360.00	350.00 - 380.00	360.00 - 380.00	360.00 - 380.00	360.00 - 380.00	350.00 - 380.00	350.00 - 380.00	350.00 - 360.00	370.00 - 380.00
Nadu 1	220.00 - 220.00	220.00 - 230.00	220.00 - 230.00	220.00 - 230.00	220.00 - 230.00	220.00 - 230.00	230.00 - 230.00	220.00 - 230.00	220.00 - 230.00
Nadu 2	-	-	-	-	-	-	-	-	-
Raw (Red)	190.00 - 210.00	190.00 - 200.00	190.00 - 210.00	190.00 - 200.00	190.00 - 210.00	210.00 - 220.00	200.00 - 200.00	200.00 - 200.00	200.00 - 210.00
Raw (White)	210.00 - 220.00	210.00 - 220.00	210.00 - 220.00	210.00 - 220.00	210.00 - 220.00	220.00 - 220.00	220.00 - 220.00	220.00 - 220.00	220.00 - 220.00
Imported									
Samba	270.00 - 290.00	270.00 - 280.00	280.00 - 280.00	280.00 - 280.00	270.00 - 290.00	270.00 - 290.00	270.00 - 280.00	280.00 - 290.00	280.00 - 280.00
Nadu	-	-	-	-	-	-	-	-	-
Raw (Red)	-	-	-	-	-	-	-	-	-
Raw (White)	-	-	-	-	-	-	-	-	-
<u>Dried Chillies</u>									
Imported	800.00 - 850.00	1200.00 - 1200.00	1000.00 - 1100.00	1000.00 - 1100.00	1100.00 - 1200.00	1100.00 - 1200.00	900.00 - 1000.00	1000.00 - 1100.00	1100.00 - 1100.00
<u>Red Onion</u>									
Sinnan	-	-	-	-	-	-	-	-	-
Vedalan	-	400.00 - 400.00	460.00 - 480.00	400.00 - 400.00	-	-	480.00 - 480.00	480.00 - 480.00	-
Imported	380.00 - 400.00	360.00 - 400.00	360.00 - 420.00	360.00 - 360.00	400.00 - 400.00	440.00 - 440.00	400.00 - 400.00	400.00 - 400.00	400.00 - 400.00
<u>Big Onion</u>									
Imported	180.00 - 220.00	180.00 - 250.00	200.00 - 240.00	180.00 - 200.00	200.00 - 240.00	200.00 - 250.00	180.00 - 200.00	200.00 - 200.00	200.00 - 240.00
Local	-	-	-	-	-	-	-	-	-
<u>Potato</u>									
Welimada	-	-	-	-	-	-	-	-	-
N'Eliya	350.00 - 380.00	400.00 - 400.00	360.00 - 360.00	360.00 - 360.00	360.00 - 380.00	380.00 - 380.00	360.00 - 360.00	340.00 - 340.00	340.00 - 360.00
Imported	180.00 - 200.00	220.00 - 220.00	200.00 - 200.00	200.00 - 200.00	200.00 - 220.00	200.00 - 220.00	200.00 - 200.00	200.00 - 200.00	200.00 - 220.00
<u>Pulses</u>									
Green Gram	1300.00 - 1400.00	1300.00 - 1300.00	1200.00 - 1200.00	1300.00 - 1300.00	1400.00 - 1500.00	1400.00 - 1500.00	1400.00 - 1500.00	1400.00 - 1400.00	1400.00 - 1500.00
Cowpea (White)	800.00 - 900.00	1200.00 - 1200.00	800.00 - 1000.00	1000.00 - 1200.00	900.00 - 1100.00	1000.00 - 1200.00	800.00 - 1100.00	1000.00 - 1100.00	1200.00 - 1200.00
Cowpea (Red)	800.00 - 900.00	1200.00 - 1200.00	800.00 - 1000.00	1000.00 - 1200.00	900.00 - 1100.00	1000.00 - 1200.00	800.00 - 1100.00	1000.00 - 1100.00	1200.00 - 1200.00
Red Dhal	300.00 - 340.00	340.00 - 360.00	300.00 - 320.00	320.00 - 340.00	320.00 - 360.00	320.00 - 360.00	300.00 - 320.00	300.00 - 340.00	360.00 - 360.00

Annex 02 - Colombo Markets: Retail Prices of Vegetables (Rs/kg) and Coconut (Rs/nut)

Week 21: 17 - 23 May 2024

29

CROP	PELIYAGODA	MAHARAGAMA	KIRULAPONE	NUGEGODA	NARAHENPITA	DEMATAGODA	THOTALANGA	KADAWATHA	KIRIBATHGODA
<i>Vegetable</i>									
Beans	500.00 - 600.00	720.00 - 740.00	560.00 - 660.00	600.00 - 760.00	530.00 - 560.00	400.00 - 480.00	350.00 - 420.00	360.00 - 400.00	400.00 - 420.00
Carrot	150.00 - 180.00	320.00 - 340.00	320.00 - 340.00	240.00 - 280.00	160.00 - 180.00	240.00 - 240.00	160.00 - 220.00	200.00 - 340.00	240.00 - 280.00
Leeks	300.00 - 360.00	400.00 - 420.00	400.00 - 460.00	400.00 - 460.00	300.00 - 330.00	320.00 - 320.00	280.00 - 340.00	320.00 - 400.00	320.00 - 340.00
Beetroot	300.00 - 360.00	480.00 - 560.00	460.00 - 520.00	560.00 - 560.00	420.00 - 460.00	320.00 - 320.00	350.00 - 400.00	400.00 - 540.00	540.00 - 560.00
Knolkhol	160.00 - 180.00	380.00 - 400.00	-	320.00 - 400.00	240.00 - 260.00	-	200.00 - 250.00	240.00 - 340.00	240.00 - 280.00
Raddish	120.00 - 220.00	240.00 - 340.00	320.00 - 340.00	320.00 - 340.00	240.00 - 260.00	-	240.00 - 280.00	220.00 - 260.00	160.00 - 180.00
Cabbage	120.00 - 140.00	280.00 - 320.00	260.00 - 320.00	240.00 - 320.00	160.00 - 180.00	200.00 - 240.00	120.00 - 180.00	200.00 - 240.00	240.00 - 260.00
Tomato	200.00 - 260.00	320.00 - 340.00	320.00 - 340.00	280.00 - 340.00	220.00 - 260.00	200.00 - 240.00	140.00 - 150.00	200.00 - 240.00	140.00 - 160.00
Ladies Fingers	150.00 - 180.00	300.00 - 320.00	260.00 - 320.00	320.00 - 320.00	240.00 - 260.00	240.00 - 260.00	120.00 - 200.00	240.00 - 320.00	200.00 - 300.00
Brinjal	240.00 - 260.00	320.00 - 340.00	320.00 - 340.00	300.00 - 320.00	260.00 - 280.00	300.00 - 320.00	240.00 - 260.00	320.00 - 340.00	320.00 - 340.00
Capsicum	180.00 - 220.00	400.00 - 420.00	400.00 - 420.00	360.00 - 400.00	300.00 - 360.00	320.00 - 360.00	260.00 - 320.00	320.00 - 360.00	260.00 - 360.00
Pumpkin	120.00 - 160.00	160.00 - 240.00	200.00 - 240.00	240.00 - 240.00	140.00 - 180.00	200.00 - 240.00	100.00 - 110.00	160.00 - 180.00	140.00 - 180.00
Cucumber	160.00 - 220.00	240.00 - 320.00	220.00 - 280.00	320.00 - 320.00	200.00 - 260.00	140.00 - 160.00	140.00 - 200.00	230.00 - 320.00	200.00 - 220.00
Bitter Gourd	360.00 - 400.00	400.00 - 600.00	480.00 - 540.00	560.00 - 600.00	400.00 - 480.00	380.00 - 460.00	300.00 - 350.00	400.00 - 560.00	320.00 - 340.00
Snake Gourd	300.00 - 320.00	400.00 - 420.00	460.00 - 480.00	300.00 - 480.00	360.00 - 400.00	280.00 - 280.00	280.00 - 300.00	360.00 - 420.00	320.00 - 340.00
Drumstick	780.00 - 900.00	1600.00 - 1600.00	-	1000.00 - 1200.00	1200.00 - 1200.00	1100.00 - 1100.00	700.00 - 700.00	720.00 - 1000.00	800.00 - 800.00
Luffa	330.00 - 420.00	400.00 - 480.00	480.00 - 540.00	480.00 - 520.00	400.00 - 420.00	430.00 - 480.00	320.00 - 400.00	320.00 - 480.00	400.00 - 420.00
Long Beans	300.00 - 360.00	320.00 - 460.00	420.00 - 460.00	320.00 - 400.00	400.00 - 420.00	-	180.00 - 230.00	320.00 - 340.00	240.00 - 260.00
Ash Plantain	160.00 - 200.00	320.00 - 340.00	240.00 - 340.00	320.00 - 340.00	200.00 - 220.00	240.00 - 260.00	160.00 - 180.00	240.00 - 340.00	280.00 - 320.00
Green Chillies	200.00 - 260.00	560.00 - 600.00	400.00 - 600.00	500.00 - 600.00	400.00 - 420.00	560.00 - 600.00	180.00 - 220.00	320.00 - 400.00	360.00 - 400.00
Lime	1500.00 - 1700.00	1800.00 - 2000.00	2000.00 - 2200.00	2000.00 - 2000.00	2000.00 - 2000.00	2000.00 - 2000.00	1500.00 - 1500.00	2000.00 - 2200.00	2000.00 - 2200.00
<i>Root Crops</i>									
Sweet Potato	200.00 - 220.00	320.00 - 320.00	320.00 - 340.00	320.00 - 340.00	240.00 - 260.00	230.00 - 240.00	200.00 - 320.00	220.00 - 340.00	240.00 - 260.00
Manioc	150.00 - 180.00	220.00 - 240.00	240.00 - 260.00	260.00 - 260.00	220.00 - 240.00	240.00 - 240.00	160.00 - 180.00	180.00 - 220.00	200.00 - 240.00
<i>Leafy Vegetable</i>									
Mukunuwenna	50.00 - 50.00	80.00 - 80.00	70.00 - 70.00	80.00 - 80.00	80.00 - 80.00	80.00 - 80.00	50.00 - 50.00	80.00 - 80.00	80.00 - 80.00
Kankun	50.00 - 50.00	80.00 - 80.00	70.00 - 70.00	80.00 - 80.00	80.00 - 80.00	80.00 - 80.00	50.00 - 50.00	80.00 - 80.00	80.00 - 80.00
Gotukola	100.00 - 100.00	100.00 - 100.00	100.00 - 100.00	100.00 - 100.00	100.00 - 100.00	100.00 - 100.00	75.00 - 80.00	100.00 - 100.00	100.00 - 100.00
<i>Coconut</i>									
Large	100.00 - 100.00	110.00 - 110.00	100.00 - 110.00	110.00 - 110.00	110.00 - 120.00	110.00 - 110.00	100.00 - 100.00	110.00 - 120.00	110.00 - 120.00
Small	85.00 - 90.00	90.00 - 90.00	80.00 - 80.00	90.00 - 90.00	90.00 - 90.00	90.00 - 90.00	80.00 - 85.00	85.00 - 90.00	90.00 - 90.00

Annex 03 - Colombo Markets: Retail Prices of Fruits (Rs/fruit)

Week 21: 17 - 23 May 2024

30

CROP	PELIYAGODA	MAHARAGAMA	KIRULAPONE	NUGEGODA	NARAHENPITA	DEMATAGODA	THOTALANGA	KADAWATHA	KIRIBATHGODA
<i>Plantain</i>									
Ambul (Rs/Kg)	125.00 - 150.00	240.00 - 250.00	240.00 - 250.00	200.00 - 220.00	180.00 - 230.00	150.00 - 200.00	150.00 - 200.00	180.00 - 220.00	200.00 - 220.00
Kolikuttu (Rs/Kg)	250.00 - 280.00	380.00 - 450.00	400.00 - 450.00	380.00 - 400.00	250.00 - 350.00	350.00 - 400.00	350.00 - 450.00	360.00 - 450.00	400.00 - 450.00
Seeni (Rs/Kg)	150.00 - 180.00	220.00 - 240.00	240.00 - 240.00	200.00 - 200.00	180.00 - 220.00	160.00 - 200.00	150.00 - 200.00	200.00 - 200.00	200.00 - 200.00
Anamalu	22.00 - 25.00	43.00 - 45.00	43.00 - 45.00	36.00 - 40.00	35.00 - 37.00	30.00 - 35.00	22.00 - 24.00	30.00 - 32.00	32.00 - 35.00
Ambun	28.00 - 33.00	55.00 - 58.00	50.00 - 58.00	48.00 - 50.00	45.00 - 50.00	40.00 - 42.00	28.00 - 35.00	40.00 - 42.00	43.00 - 46.00
<i>Pineapple</i>									
Large	1000.00 - 1100.00	1000.00 - 1100.00	1000.00 - 1100.00	1000.00 - 1000.00	1000.00 - 1100.00	-	-	-	1000.00 - 1200.00
Medium	750.00 - 850.00	850.00 - 900.00	800.00 - 800.00	-	850.00 - 900.00	-	750.00 - 800.00	800.00 - 850.00	-
Small	650.00 - 700.00	650.00 - 700.00	550.00 - 650.00	500.00 - 600.00	500.00 - 650.00	-	600.00 - 650.00	600.00 - 650.00	600.00 - 650.00
<i>Mango</i>									
Betti	-	-	-	-	-	-	-	-	-
Karthakolomban	100.00 - 110.00	130.00 - 135.00	130.00 - 135.00	130.00 - 135.00	80.00 - 100.00	60.00 - 60.00	60.00 - 60.00	60.00 - 80.00	130.00 - 130.00
Vilad	35.00 - 40.00	-	60.00 - 70.00	60.00 - 70.00	-	-	-	-	-
Kohu	-	-	-	-	-	-	-	-	-
<i>Other Fruits</i>									
Wood Apple	160.00 - 170.00	-	-	170.00 - 170.00	-	-	150.00 - 160.00	-	160.00 - 160.00
Orange	120.00 - 130.00	130.00 - 140.00	130.00 - 150.00	140.00 - 150.00	120.00 - 130.00	100.00 - 120.00	90.00 - 100.00	100.00 - 100.00	90.00 - 100.00
Avocado	100.00 - 120.00	150.00 - 160.00	150.00 - 160.00	150.00 - 160.00	100.00 - 120.00	-	-	90.00 - 100.00	140.00 - 160.00
Slime Apple	25.00 - 30.00	-	100.00 - 100.00	100.00 - 100.00	80.00 - 90.00	-	80.00 - 80.00	80.00 - 80.00	100.00 - 100.00
Grapes (Rs/Kg)	1900.00 - 2100.00	2500.00 - 2600.00	2600.00 - 2800.00	2500.00 - 2600.00	2600.00 - 2800.00	-	2300.00 - 2300.00	2200.00 - 2800.00	2200.00 - 2300.00
Papaw (Rs/Kg)	120.00 - 170.00	200.00 - 250.00	200.00 - 250.00	180.00 - 200.00	150.00 - 160.00	150.00 - 180.00	170.00 - 200.00	120.00 - 160.00	150.00 - 170.00
Passion	65.00 - 80.00	-	100.00 - 120.00	100.00 - 110.00	80.00 - 90.00	80.00 - 80.00	80.00 - 90.00	80.00 - 90.00	65.00 - 80.00
King Coconut	200.00 - 220.00	200.00 - 200.00	200.00 - 200.00	150.00 - 180.00	180.00 - 200.00	180.00 - 220.00	180.00 - 200.00	230.00 - 230.00	200.00 - 230.00

Annex 04 - Colombo Markets: Retail Prices of Sea Fish and Dried Fish (Rs/kg)

Week 21: 17 - 23 May 2024

31

CROP	PELIYAGODA	MAHARAGAMA	KIRULAPONE	NUGEGODA	NARAHENPITA	DEMATAGODA	THOTALANGA	KADAWATHA	KIRIBATHGODA
<i>Sea Fish</i>									
Salaya	600.00 - 750.00	800.00 - 800.00	800.00 - 900.00	900.00 - 900.00	800.00 - 800.00	850.00 - 850.00	650.00 - 700.00	740.00 - 780.00	600.00 - 650.00
Hurulla	1000.00 - 1150.00	-	-	-	-	1200.00 - 1200.00	1100.00 - 1200.00	1080.00 - 1100.00	-
Balaya	1050.00 - 1150.00	1000.00 - 1000.00	-	-	1400.00 - 1400.00	1600.00 - 1600.00	1200.00 - 1200.00	1200.00 - 1400.00	1200.00 - 1400.00
Kelawalla	1550.00 - 1650.00	2800.00 - 2800.00	2000.00 - 2200.00	2800.00 - 2800.00	2600.00 - 2600.00	2000.00 - 2000.00	1800.00 - 2000.00	2000.00 - 2400.00	-
Thora	2400.00 - 2850.00	3200.00 - 3200.00	4000.00 - 4000.00	3800.00 - 3800.00	4800.00 - 4800.00	3200.00 - 3200.00	-	2800.00 - 3000.00	-
Paraw	1550.00 - 1700.00	2400.00 - 2800.00	2600.00 - 2800.00	2800.00 - 2800.00	2000.00 - 2000.00	2400.00 - 2400.00	1800.00 - 1800.00	1600.00 - 1800.00	1500.00 - 1500.00
Mora	-	-	-	-	-	-	-	-	-
Shrimps Small	2150.00 - 2400.00	2000.00 - 2200.00	2400.00 - 2400.00	2000.00 - 2000.00	2400.00 - 2400.00	2000.00 - 2000.00	1800.00 - 1800.00	1700.00 - 1720.00	-
Talapath	2200.00 - 2750.00	3000.00 - 3000.00	3000.00 - 3200.00	3000.00 - 3000.00	3000.00 - 3000.00	2800.00 - 2800.00	2600.00 - 2800.00	3000.00 - 3200.00	-
<i>Eggs (Rs/egg)</i>									
Brown	48.00 - 50.00	50.00 - 50.00	50.00 - 50.00	50.00 - 50.00	50.00 - 50.00	48.00 - 50.00	53.00 - 54.00	53.00 - 54.00	50.00 - 50.00
White	46.00 - 50.00	48.00 - 48.00	48.00 - 48.00	46.00 - 48.00	48.00 - 48.00	46.00 - 48.00	48.00 - 49.00	48.00 - 49.00	48.00 - 48.00
<i>Dried Fish</i>									
Sprats	1500.00 - 1800.00	1800.00 - 1800.00	2000.00 - 2200.00	2000.00 - 2200.00	2000.00 - 2200.00	1800.00 - 2000.00	1600.00 - 1800.00	1800.00 - 2200.00	1800.00 - 2000.00
Kattawa	2000.00 - 2000.00	1900.00 - 1900.00	2000.00 - 2200.00	2400.00 - 2400.00	2000.00 - 2200.00	1800.00 - 1800.00	1800.00 - 2000.00	1600.00 - 2400.00	1600.00 - 2400.00
Thora	-	-	-	-	-	-	-	-	-
Mora	2600.00 - 2800.00	2800.00 - 2800.00	2400.00 - 2500.00	2400.00 - 2500.00	2600.00 - 2800.00	2400.00 - 2500.00	2400.00 - 2400.00	2200.00 - 2200.00	2600.00 - 2800.00
Balaya	1800.00 - 1800.00	2100.00 - 2100.00	2200.00 - 2200.00	2200.00 - 2200.00	1800.00 - 2200.00	-	1300.00 - 1600.00	1400.00 - 2000.00	1600.00 - 1800.00
Anguluwa	2000.00 - 2000.00	2000.00 - 2000.00	2200.00 - 2200.00	2200.00 - 2300.00	2200.00 - 2200.00	-	-	-	-
Salaya	900.00 - 1000.00	1000.00 - 1000.00	900.00 - 1000.00	1000.00 - 1000.00	900.00 - 1000.00	1000.00 - 1000.00	900.00 - 900.00	900.00 - 900.00	900.00 - 900.00
<i>Meat</i>									
Beef (without Bones)	-	2500.00 - 2500.00	2600.00 - 2600.00	-	2400.00 - 2400.00	-	-	-	-
Chicken (Broiler)	-	-	1140.00 - 1140.00	1140.00 - 1140.00	1140.00 - 1140.00	1050.00 - 1050.00	-	1160.00 - 1160.00	1100.00 - 1200.00
Chicken (Curry)	-	1250.00 - 1250.00	1140.00 - 1140.00	1250.00 - 1250.00	1100.00 - 1100.00	-	-	1050.00 - 1140.00	1050.00 - 1100.00
Mutton	-	-	3400.00 - 3400.00	-	3400.00 - 3400.00	3400.00 - 3400.00	-	3480.00 - 3500.00	3450.00 - 3450.00
Pork	-	-	-	-	-	-	-	1400.00 - 1600.00	-

Annex 05 : Food Composition of Selected Food Commodities

Commodity	Energy (kcal/100g)	Protein (g/100g)	Total fat (g/100g)	Retinol Eq (µ g/100g)	Vit B2 (mg/100g)	Vit B6 (mg/100g)	Folate (µg/100g)	Vit C (mg/100g)	Calcium (mg/100g)	Magnesium (mg/100g)	Iron (mg/100g)	Zinc (mg/100g)
Rice												
Rice - (white Kekulu - normal)	361	9.88	1.52	-	0.03	0.09	10.67	-	6.94	26.29	1.22	1.5
Rice - (white Kekulu Samba)	355	8.81	1.53	-	0.03	0.09	8.11	-	9.82	30.48	0.92	1.7
Rice - (Red Kekulu - normal)	366	8.64	2.12	-	0.05	0.1	8.39	-	4.73	31.7	0.88	1.84
Rice -Samba	369	6.86	2.45	-	0.05	0.13	12.79	-	8.71	37.26	1.18	1.49
Rice - Nadu White	366	7.76	1.48	-	0.03	0.12	9.35	-	4.57	20.1	0.64	1.61
Dried chillies	233	12.68	6.41	437	0.84	0.42	46.83	NA	107	231	5.39	1.65
Onion												
Big onions	48	1.67	0.24	0.16	0.01	0.1	32.99	7.58	14.82	16.94	0.45	0.25
Red onions	55	2.13	0.15	0.18	0.02	0.13	30.15	14.26	20.37	19.32	0.31	0.28
Potatoes	71	1.67	0.25		0.01	0.09	14.31	20.5	9.83	23.84	0.46	0.29
Pulses												
Green gram	290	21.97	0.93	19.5	0.28	0.33	135	NA	98.96	146	4.15	2.86
White cowpea	320	21.25	1.14	1.36	0.09	0.26	249	NA	84.1	213	5.04	3.57
Red cowpea	320	20.24	1.08	0.96	0.11	0.27	273	NA	81.83	194	4.95	3.4
Red Dhal	319	23.09	0.77	1.06	1.6	0.22	55	NA	41.27	66.63	7.45	3.34
Vegetables												
Beans	46	3.95	0.15	6.64	0.1	0.3	45.2	7.02	35.68	45.56	0.7	0.59
Carrot	30	0.85	0.45	1240	0.03	0.1	24.71	5.93	27.65	11.7	0.59	0.25
Leeks	30	1.74	0.49	18.56	0.02	0.19	42.63	4.65	29.28	11.77	1.49	0.43
Beetroot	31	2.12	0.15	1.52	0.01	0.09	108	4.51	20.29	34.88	0.77	0.29
Knolkhol	16	1.69	0.34		0.05	0.19	12.7	77.64	40.09	19.35	0.23	0.18
Radish	29	0.75	0.11		0.02	0.09	18.09	12.13	35.64	13.56	0.38	0.16
Cabbage	21	1.35	0.14	3.35	0.05	0.14	52.66	29.62	56.85	18.47	0.33	0.16

Tomatoes	20	0.88	0.56	165	0.03	0.09	20.16	25.58	9.69	14.93	0.31	0.12
Ladies fingers	26	2.06	0.19	12.41	0.08	0.28	70.62	24.48	92.26	55.23	0.96	0.44
Brinjal (Pandora Striped)	29	1.49	0.31	23	0.12	0.09	30.99	1.49	18.95	18	0.32	0.19
Brinjal (Chinese eggplant)	24	1.28	0.33	16.83	0.12	0.11	32.94	3.37	14.4	21.18	0.28	0.16
Capsicum	23	1.22	0.34	38.96	0.03	0.29	28.65	49.63	12.65	11.21	0.21	0.31
Pumpkin (Common)	31	0.86	0.3	30.41	0.02	0.09	17.72	8.73	18.75	9.93	0.49	0.25
Cucumber	19	0.98	0.24	0.58	0.01	0.08	19.66	4.08	22.1	18.22	0.67	0.21
Bitter gourd	19	1.47	0.23	55.08	0.05	0.06	53.1	46.89	25.19	35.81	1.75	0.26
Snake gourd (Dark green)	11	0.82	0.25	10.41	0.03	0.12	18.09	3.54	26.83	25.84	0.41	0.11
Snake gourd (Pale green)	11	0.89	0.25	5.14	0.03	0.07	16.52	2.85	27.11	21.77	0.47	0.2
Drumstick	30	2.48	0.12	3.13	0.06	0.12	60.48	92.33	22.27	28.51	0.5	0.26
Watakolu	12	0.86	0.15	59.33	0.01	0.07	25.48	6.41	14.67	14.01	4.42	0.45
Long beans	24	3.36	0.3	-	0.06	0.11	99.98	8.93	44.22	33.17	1.01	0.08
Ash Plantain	76	2.84	0.56	0.06	0.02	0.07	6.82	4.49	5.19	22.55	0.39	0.21
Green chillies	39	2.28	0.76	38.16	0.08	0.25	21.29	98.61	20.25	36.91	1.25	0.29
Limes	26	0.66	0.26	0.36	0.01	0.05	12.1	38.05	26	15.25	0.12	0.05
Kekiri	17	1.01	0.25	0.76	0.01	0.07	17.34	8.07	25.72	26.2	0.63	0.22
Ash pumpkin (Ash guord)	18	0.8	0.15		0.01	0.15	14.17	9.14	19.27	23.62	0.48	0.13
Cho-Cho	19	0.58	0.12	0.3	0.04	0.07	63.81	23.76	20.55	13.02	0.49	0.12
Thalana batu (Little prince)	21	1.28	0.39	24.33	0.12	0.09	38.63	2.4	12.38	19.62	0.31	0.22
Thalana batu (Thai eggplant)	21	1.45	0.26	18.33	0.11	0.09	31.18	2.71	17.24	37.22	0.37	0.24
Thibbatu	61	1.66	1.96	15.89	0.03	1.02	72.39	10.8	105	57.46	1.06	0.59
Kohila yams	27	0.64	0.16	1.72	0.01	0.14	4.64	1.67	52.33	33.95	0.61	1.62
Kehel muwa	19	1.36	0.63	4.27	0.02	0.12	40.51	8.16	35.09	31.43	0.38	0.39
Ambaralla	37	0.73	0.44	3.36	0.01	0.1	44.49	35.51	20.7	9.28	0.7	0.12
Mango	50	0.75	0.09	14.5	0.02	0.14	34.89	91.63	28.56	17.74	0.5	0.09
Mushroom	27	2.54	0.42	-	0.15	0.13	7.81	11.56	0.9	14.42	1.32	0.79
Dambala	21	1.84	0.2	38.74	0.08	0.4	33.69	19.82	68.24	31.38	1.2	0.44
Coconuts nuts	390	3.67	39.92	-	0.05	0.11	14.86	-				

Root Crop												
Sweet potato	108	1.27	0.33	NA	0.04	0.09	14.44	22.2	28.93	21.05	0.51	0.14
Manioc	78	0.92	0.19	NA	0.07	0.2	0.1	1.95	25.31	19.08	19.78	23.73
Nelum ala/Lotus root	79	1.94	0.93	NA	0.05	0.19	26.49	26.63	37.71	26.58	3.34	0.35
Kiriala	87	3.96	0.15	1.19	0.03	0.16	20.17	2.71	30.79	41.52	0.6	0.42
Iniala	103	3.2	0.3	33.14	0.01	0.22	22.19	13.03	40.99	28.98	1.31	0.29
Leafy Vegetables												
Mukunuwanna	28	3.15	0.55	92.25	0.09	0.27	96.14	3.24	135	45.38	1.7	1.03
Gotukola	15	0.64	0.47	226	0.07	0.23	70.11	6.74	96.31	41.42	1.25	0.66
Kankun	15	0.47	0.37	1614	0.08	0.4	33.69	19.82	49.21	18.35	1.32	0.44
Kathurumurunga	70	8.01	1.35	2097	0.33	0.22	120	121	901	96.64	4.36	0.53
Nivithi	22	2.2	0.47	959	0.06	0.11	74.05	10.26	163	61.37	1.49	0.67
Thampala	32	3.55	0.72	1474	0.21	0.22	74.27	82	258	209	3.5	1.4
Sarana	20	2.42	0.21	1149	0.03	0.13	58.54	9.89	59.57	42.93	0.13	0.75
Kohila leaves	33	4.1	0.83	300	0.02	0.17	56.76	5.56	19.5	20.32	0.25	0.3
Onion leaves	27	2.01	0.26	NA	0.04	0.18	56.8	23.38	35.21	74.95	3.15	0.77
Cabbage leaves	30	3.63	0.27	8.66	0.05	0.24	63.46	40.76	170	18.47	2.67	0.35
Salad leaves	19	1.05	0.24	NA	0.1	0.06	37.48	11.64	58.23	36.89	2.07	0.27
Cauliflower	23	2.09	0.48	0.14	0.06	0.11	46.67	50.17	22.44	18.52	0.76	0.27
Jackfruit pods	25	2.14	0.34	NA	0.03	0.04	30.7	24.77	37.32	26.08	0.3	0.17
Jackfruit seeds	77	5.66	0.44	NA	0.02	0.08	58.91	15.24	40.87	50.14	0.52	0.42
Meat												
Chicken	176	23.14	9.24	6.88	0.07	0.49	10.09	-	15.06	20.18	0.75	0.64
Beef	160	23.3	7.45	2.15	0.08	0.32	1.93	-	4.8	28.54	2.41	3.31
Mutton	138	20.37	6.23	2.7	0.13	0.28	1.73	-	7.58	19.5	1.62	5.05
Pork	161	18.83	9.5	1.9	0.09	0.28	8.15	-	6.58	8.9	0.79	0.8
Fish												
Balaya	96	21.28	1.12	21.01	0.15	0.12	7.89		6.45	26.02	0.68	0.46
Seer	136	22.28	5.18	81.9	0.07	0.16	15.45		9.85	36.73	0.41	0.74

Shark	95	21.6	0.83	1.11	0.04	0.11	8.57	8.44	32.58	0.41	0.74
Paraw	87	20.02	0.7	1.49	0.02	0.16	6.77	8.17	31.68	0.67	0.41
Thalapath	91	16.04	2.88	12.03	0.1	0.13	78.22	7.64	24.89	0.71	0.67
Kelawalla	109	21.47	2.55	15.95	0.17	0.73	77.39	13.35	33.82	0.68	0.64
Haedaella	87	19.88	0.78	12.18	0.04	0.06	11.7	36.6	53	0.54	0.65
Hurulla	88	17.08	2.18	10.02	0.14	1.66	61.66	103	35.45	1.24	1.05
Karalla / Katuwalla	97	21.8	1.06	1.25	0.02	0.1	14.38	37.06	39.05	0.24	0.42
Kumbala / Angila	101	21.51	1.53	16.34	0.1	0.1	7.13	31.27	37.46	1.46	0.67
Salaya / Sudaya	100	19.5	2.39	15.41	0.18	1.39	60.87	435	42.83	1.4	2.3
Theppli / Telapiya /Korali	83	18.48	1.08	17.14	0.18	0.18	8.29	99.39	24.96	2.84	0.88
Prawns	65	14.85	0.56	1.24	0.03	0.1	15.37	37.81	30.5	0.73	1.1
Crabs	45	10	0.55	8.33	0.14	0.18	13.83	37.81	45.93	0.73	1.1
Cuttle fish	76	16.82	0.93	1.93	0.02	0.04	6.22	8.73	35.46	0.62	1.3
Linna	112	20.3	3.37	15.78	0.23	0.68	59.78				
Coppara	97	22.89	0.56	21.51	0.04	0.12	8.08	7.2	30.08	1.2	0.58
Ray (Maduwa)	97	23.98	0.68	7.55	0.02	0.21	25.59	9.16	24.61	0.74	0.44

Dried Fish

Dried sprats	259	51.16	5.92	12.83	0.25	0.62	438	1178	162	3.06	4.2
Dried keeramin	311	49.6	12.42	12.92	0.13	2.41	144	555	166	2.58	3.19
Dried thalapath	289	54.68	8.04	9.38	0.04	0.43	97.8	62.75	110	1.96	1.45
Dried katta	275	50.04	8.31	2.48	0.03	0.35	80.4	86.55	92.17	1.47	1.16
Dried balaya	282	63.79	3.37	14.32	0.12	1.98	213	83.48	83.45	3.6	1.44
Dried shark / keelan	267	55.03	5.25	10.31	0.04	0.32	187	42.24	92.94	1.48	0.66

Eggs

Hen eggs (Country)	170	13.14	13	208	0.08	0.18	54.6	50.14	11.04	1.64	1.12
Hen eggs (Table)	135	13.55	9.03	200	0.19	0.19	49.46	63.3	12	2.39	1.73
Quail eggs	153	12.39	11.46	153	0.11	0.17	54.86	60.67	11.21	2.55	1.51

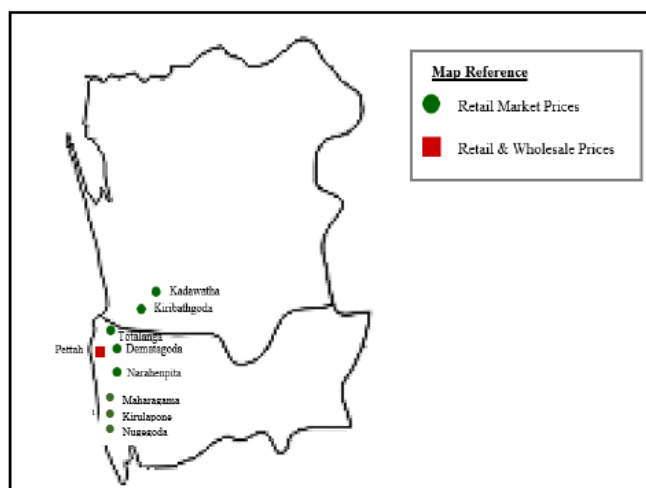
Fruits

Banana Embul	109	1.11	1.09	9.68	0.05	0.64	32.98	13.61	9.39	25.67	0.51	0.23
Anamaalu	102	1.04	0.72	16.4	0.04	0.65	21.07	3.66	8.06	27.02	0.51	0.23

Koli kuttu	107	1.38	0.34	8.8	0.03	0.47	18.12	7.71	8.56	38	0.32	0.14
Pineapple	37	0.41	0.17	5.76	0.04	0.12	17.86	39.36	10.37	10.71	0.3	0.09
Papaya	26	0.42	0.16	171	0.11	0.04	54.85	48.62	16.77	8.9	0.23	0.08
Mangoes (Karthakolomban)	79	0.8	0.92	259	0.01	0.1	35.52	17.74	3.12	6.72	0.1	0.08
Mangoes (Vilad)	44	0.76	0.58	146	0.05	0.26	67.6	29.97	16.93	14.79	0.65	0.19
Apple	62	0.29	0.64	0.36	0.02	0.08	3.43	2.9	3.12	6.72	0.1	0.08
Avacado	144	2.95	13.86	2	0.08	0.18	67.17	9.36	28.48	48.14	0.81	0.75
Wood apple	78	3.09	3.62	0.46	0.01	0.14	6.07	13.58	59.15	25.16	0.45	0.32
Orange	46	1.07	0.37	23.44	0.01	0.28	14.46	20.19	31.18	20.36	0.81	0.35
Guava	39	1.53	0.38	19.67	0.01	0.11	25.24	30.88	6.59	12.02	0.53	0.33
Grapes	49	0.95	10.69	3.22	0.04	0.1	7.07	20.51	7.27	6.86	0.28	0.07
Melon	19	0.65	0.16	130	0.02	0.11	6	8.24	4.05	9.76	0.15	0.1

Source: Sri Lanka Food Composition Tables, Ministry of Health - 2021.

Price Collecting Areas





HARTI



Ministry of Agriculture

**Food Systems and Market Research Division & Data Management Division
Hector Kobbekaduwa Agrarian Research and Training Institute**

No. 114, Wijerama Mawatha, Colombo 07.

Phone: 011-2696981 Fax: 011-2682283

E-mail: mfpaharti@yahoo.com

Web: www.harti.gov.lk

www.mobitel.lk

**දෛනික චිළචිචි තොග මිල,
ජංගම දුරකථනයෙන්**

හෙක්ටර් කොච්චිකඩුව ගොවි කරියතු පර්යේෂණ
හා පුහුණුවීම් ආයතනය අනුමතයෙන්

**මොබිටෙල්
ජංගම
මිල දර්ශනය**

ජාතික ජංගම දුරකථන ජාලයෙන්

6666
අමතන්න.

මොබිටෙල් අද මිල - අත දෙපස
මොබිටෙල් ජංගම දුරකථන ජාලයෙන්
චිළචිචි තොග මිල දර්ශනය.

විකාශිතයාට රු.2/-
විකාශිතයාට රු.2/-