

RETAIL MARKET AT A GLANCE

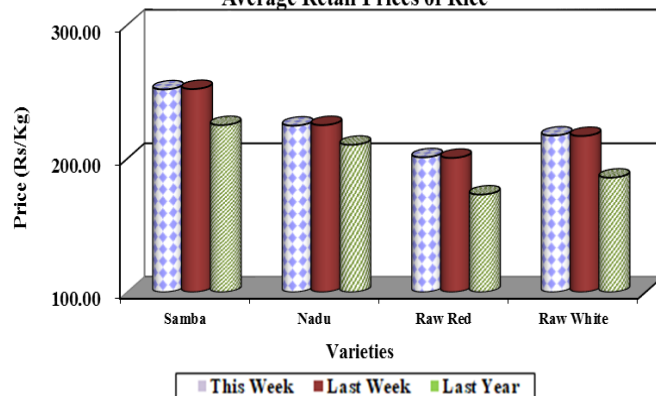
Summary

Rice

Prices of all other rice types have not changed considerably, with the exception of keeri samba. The price range for keeri samba is Rs.350.00–380.00/kg, with a decrease of Rs.3.00/kg. Samba I, nadu I, raw red, raw white, and imported samba were observed to have average prices of Rs.252.00/kg, Rs.225.00/kg, Rs.201.00/kg, Rs.217.00/kg, and Rs.280.00/kg. Most of the major producing areas have seen a slight decline in average producer prices of all the major varieties of paddy.

(PageNo.01-02)

Average Retail Prices of Rice

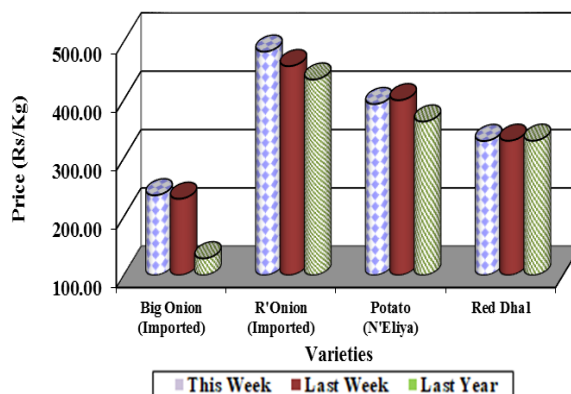


Other Field Crops

The price of imported dried chilies has increased by Rs.17.00/kg, and the average price was Rs.1073.00. Price of imported red onion has increased by Rs.25.00/kg, and the average price was Rs.483.00/kg. The price of imported big onions has increased by Rs.6.00/kg, and the average price was Rs.237.00. The average price for Nuwara Eliya potato was Rs.393.00/kg. The average price for imported potatoes was Rs.212.00/Kg.

(Page No.02-05)

Average Retail Prices of Other Field Crops

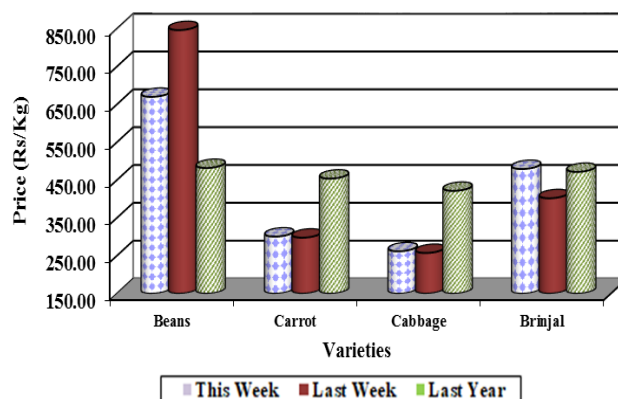


Vegetables

Prices of most of the vegetables have increased due to decreased supply from all major producing areas and adverse effects of rainy weather. Considering up-country varieties, the highest price increase was reported for leeks at Rs.59.00/kg, followed by beetroot at Rs.43.00/kg. Considering low-country varieties, the highest price increase was reported for bitter gourd at Rs.82.00/kg, followed by brinjal at Rs.77.00/kg.

(Page No.04-05)

Average Retail Prices of Vegetables



Rice

Wholesale

Prices of all rice varieties have not changed significantly and the price range of samba grade I, II and nadu grade I was Rs.235.00-240.00/kg, Rs.228.00-230.00/kg and Rs.210.00-215.00/kg. Price range of nadu grade II, raw red and raw white were Rs.205.00-207.00/kg, Rs.180.00-190.00/kg and Rs.200.00-210.00/kg. Keeri samba price ranged Rs.350.00-380.00/kg.

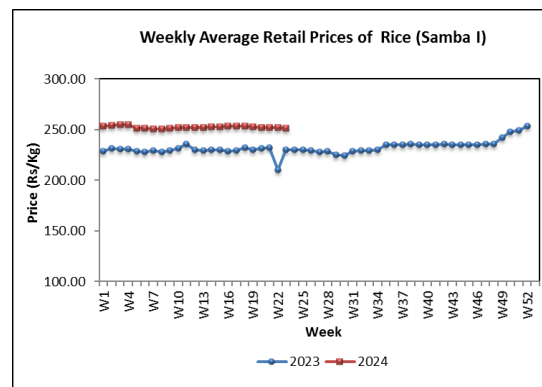
Price of imported ponni samba has not changed significantly and the price ranged Rs.265.00-270.00/kg.

Compared to the same period of last year, price of all local rice varieties has increased in the range of 13%-27%. Price of imported ponni samba has increased by 28%.

Retail

Except keeri samba, price of all the other rice varieties has not changed significantly. Price of keeri samba has decreased by Rs/3.00/kg and the price ranged Rs.350.00-380.00/kg.

Price of samba I, nadu I, raw red, raw white and imported samba has ranged Rs.230.00-270.00/kg, Rs.220.00-230.00/kg, Rs.190.00-210.00/kg, Rs.210.00-225.00/kg and Rs.270.00-290.00/kg respectively.



Compared to the same period of last year, the current retail prices of all the rice varieties have increased with the highest price increase of 31% for keeri samba.

Paddy

The average producer prices of all major paddy varieties have decreased slightly in most of the major producing areas. The average price of short grain paddy has decreased by Rs.2.00-3.00/kg in Anuradhapura, Kurunegala and Ampara areas. Their prices have ranged Rs.120.00-126.00/kg. Further, the average price of keeri samba paddy also has decreased by Rs.1.00-8.00/kg in Anuradhapura, Kurunegala and Dehiattakandiya areas and prices ranged Rs.136.00-150.00/kg. The average price of long gain white paddy has decreased by Rs.1.00/kg in Anuradhapura and it has increased by Rs.1.00/kg in Dehiattakandiya and Ampara areas. A price range of Rs.113.00-118.00/kg was reported for long grain white paddy in major producing areas. The average price

of long grain red paddy has decreased by Rs.1.00-6.00/kg and a price range of Rs.105.00-110.00/kg was reported in major producing areas in the Southern province.

Compared to the same period of last year, the average producer price of all major paddy varieties has increased by 10%-52% and the highest was reported for long grain red paddy.

Dried Chilies

Wholesale

Price of imported dried chilies has increased by 1% and the price ranged Rs.750.00-800.00/kg.

Compared to the same period of last year, price of imported dried chilies has decreased by 18%.

Retail

Price of imported dried chilies has increased by Rs.17.00/kg and the price ranged Rs.800.00-1200.00/kg,

Compared to the same period of last year, the current retail prices of imported dried chilies have decreased by 18%.

Onion

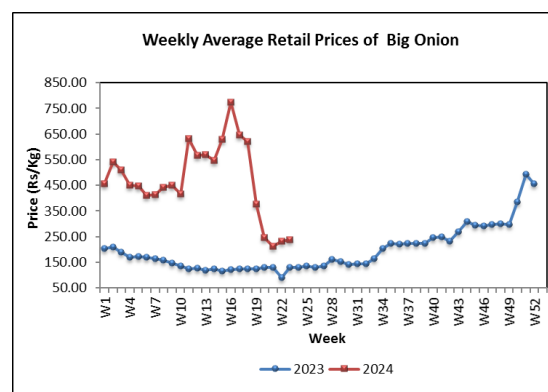
Wholesale

Price of *vedalan* red onion has decreased by 3% due to low demand at the market and price ranged Rs.400.00-450.00/kg. Price of imported red onion has increased by 2% and price ranged Rs.350.00-400.00/kg. Price of imported big onion has increased by 7% due to availability of high-quality stocks and the price ranged Rs.170.00-230.00/kg.

Compared to the same period of last year, price of imported red onion has decreased by 2% while imported big onion has increased by 133% due to unavailability of sufficient stocks from India.

Retail

Price of imported red onion has increased by Rs.25.00/kg and the price ranged Rs.400.00-520.00/kg. Price of imported big onion has increased by Rs.6.00/kg and the price ranged Rs.200.00-280.00/kg.



Compared to the same period of last year, the current retail prices of imported red onion have increased by 11% and imported big onion have increased by 84%.

Potato

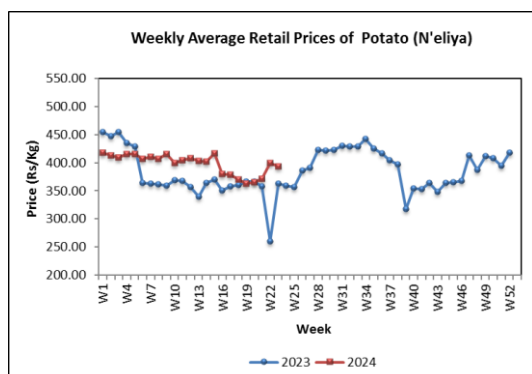
Wholesale

Price of Nuwara Eliya potato has decreased by 14% due to availability of sufficient stocks and the price ranged Rs.240.00-260.00/kg. Price of imported potato has increased by 8% due to availability of high-quality stocks and the price ranged Rs.155.00-180.00/kg.

Compared to the same period of last year, price of Nuwara Eliya potato has decreased by 10% while price of imported potato has increased by 10%.

Retail

Price of Nuwara Eliya potatoes have decreased by Rs.7.00/kg and the price ranged Rs.350.00-440.00/kg. Price of imported potatoes has increased by Rs.2.00/kg and the price ranged Rs.170.00-240.00/kg.



Compared to the same period of last year, the current retail prices of both Nuwara Eliya and imported potatoes have increased in the range of 8%-9%.

Pulses

Wholesale

Price of green gram has increased by 1% and the price ranged Rs.950.00-1100.00/kg. Price of white cowpea and red cowpea has increased by 3% due to unavailability of sufficient stocks and the price ranged Rs.750.00-850.00 and Rs.730.00-800.00/kg.

Price of red dhal has not changed significantly and the price ranged Rs.275.00-280.00/kg.

Compared to the same period of last year, all pulses have increased in the range of 4%-23% while price of green gram has decreased by 12%.

Retail

Prices of green gram, cowpea white and cowpea red have increased by Rs.18.00/kg, Rs.7.00/kg and Rs.19.00/kg respectively and their prices ranged Rs.1200.00-1600.00/kg, Rs.900.00-1200.00/kg and Rs.900.00-1200.00/kg respectively.

Compared to the same period of last year, the current retail prices of green gram have

decreased by 9% and red and white cowpea have increased in the range of 11%-13%.

Vegetable

Wholesale

Prices of most of the vegetables have increased due to decreased supply from all major producing areas with adverse effects of rainy weather.

Considering up country vegetables, the highest price increase was reported for leeks as 47% due to decreased supply from Nuwara Eliya area with the increased pre harvest losses, followed by prices of knolkhol and raddish being increased by 23% and 19% respectively, with the decreased supply from all the producing areas. However, price of beans has decreased by 16% due to increased supply from Bandarawela and Keppetipola areas.

Price of tomato has increased by 38% with the decreased supply from all major producing areas while price of capsicum has increased by 64% with the decreased supply from Thalawakele area.

Considering low-country vegetables, the highest price increase was reported for brinjal as 53% with the decreased supply from Embilipitiya and Sooriyawewa areas, followed by bitter gourd as 39%. Price of ash plantain has increased by 18% with the decreased supply from Sooriyawewa area.

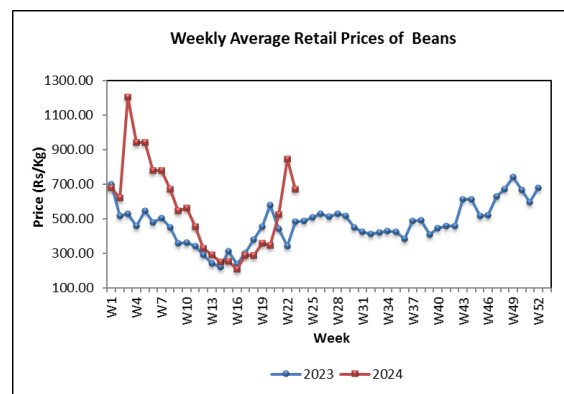
However, price of both luffa and cucumber have decreased by 10% with the increased supply from Kandy area.

Due to decreased supply from Nochchiyagama area, price of green chilies has increased by 91%. Price of lime has decreased by 5% with the slight changes of the market demand.

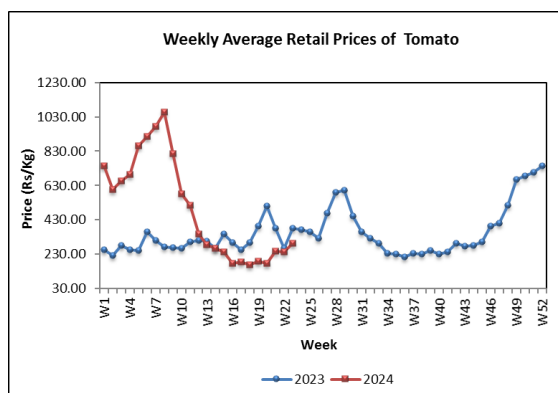
Compared to the same period of last year, prices of most of the vegetables have decreased and the highest price decrease was reported for cabbage as 74%.

Retail

In line with increased wholesale price, retail price of most of the vegetable varieties have also increased. Considering up country varieties, the highest price increase was reported for leeks as Rs.59.00/kg followed by beetroot as Rs.43.00/kg. Prices of knolkhol, raddish and cabbage have increased by Rs.26.00/kg, Rs.15.00/kg and Rs.4.00/kg respectively. However, prices of beans have decreased by Rs.176.00/kg.



The prices of capsicum and tomato have increased by Rs.111.00/kg and Rs.53.00/kg respectively.



Considering low country varieties, the highest price increase was reported for bitter gourd as Rs.82.00/kg followed by brinjal as Rs.77.00/kg. Prices of snake gourd and pumpkin have increased by Rs.56.00 and Rs.7.00/kg respectively. However, prices of drumstick and cucumber decreased by Rs.59.00/kg and Rs.26.00/kg respectively. Furthermore, prices of long beans and luffa have decreased by around Rs.3.00/kg.

Further, the price of green chilies has increased by Rs.54.00/kg and lime has decreased by Rs.161.00/kg.

Compared to the same period of last year, prices of most of the vegetable varieties have increased and the highest price increase was reported for lime as 177%.

Coconut Wholesale

Prices of both large and small nuts have increased by 5%, in the range of Rs.105.00-110.00 for a large nut and Rs.85.00-95.00 for a small nut.

Compared to the same period of last year, prices of large and small nuts have increased by 8% and 10% respectively.

Retail

Prices of large nuts have increased by Rs.5.00/nut whereas the price of small nuts has increased by Rs.3.00/nut. The price ranged Rs.100.00-130.00 for a large nut and Rs.90.00-100.00 for a small nut.

Compared to the same period of last year, prices of large nuts have increased by 2% while prices of small nuts have decreased by 1%.

Fruits

Wholesale

Prices of most of the fruit varieties have decreased due to low demand with rainy weather. The highest price decrease of 27% was reported for small sized pineapple while the prices of medium and large size pineapple have increased in the range of 24% and 25% respectively with low demand and availability of ripe fruit stocks. Prices of avocado has decreased by 10%

with availability of stocks. Prices of king coconut have decreased by 8% and the price of passion fruit has decreased by 4% with low demand. Prices of ambul, kolikuttu and seeni banana have decreased in the range of 1%-3% with availability of small sized fruit stocks. In addition, prices of slime apple and imported gapes have decreased slightly by 1%.

However, prices of all mango varieties have increased by 2%-15% with limited availability of quality socks. Prices of anamalu and ambun banana have increased by 8% and 9% respectively while the price of papaw has increased by 5% with availability of limited stocks. In addition, prices of wood apple and orange have increased by 3%.

Compared to the same period of last year, prices of most of the fruit varieties have increased while the highest price increase of 137% was reported for passion fruit.

Retail

Prices of most of fruit varieties have decreased in line with the decreased wholesale prices. The highest price decrease of Rs.138.00/fruit was reported for medium sized pineapple. Further, the price of large sized pineapple and small sized pineapple have decreased by Rs.73.00/fruit and Rs.71.00/fruit respectively.

In addition, price of avocado has decreased by Rs.20.00/fruit. Moreover, the prices of kolikuttu, seeni and ambul banana have decreased in the range of Rs.1.00-12.00/kg.

Meanwhile, the highest price increase of Rs.111.00/kg was reported for imported grapes due to unavailability of sufficient stocks in the market. Further, the price of orange and wood apple have increased in the range of Rs.4.00-16.00/fruit. The price of papaw has increased by Rs.8.00/kg.

Compared to the same period of last year, prices of most of the fruit varieties have increased and the highest price increase was reported for passion fruit as 81%.

Fresh Fish

Wholesale

Wholesale prices of all the fresh fish types have increased due to decrease in wholesale supply with bad weather condition. The highest price increase of 56% was noted for hurulla due to low supply from Kalpitiya and Mullaitivu areas and the price ranged Rs.900.00-1150.00/kg. A price increase of 32% was noted for salaya due to low supply from Trincomalee, Mannar and Valachchenai areas and the price ranged Rs.500.00-650.00/kg. A price increase of 27% was noted for balaya due to low supply from Beruwala, Galle and Mirissa areas and the

Weekly Food Commodities Bulletin

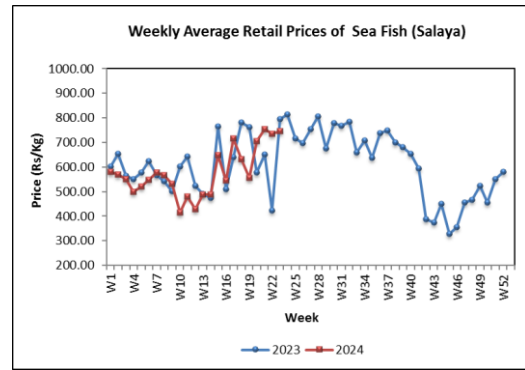
price ranged Rs.1100.00-1400.00/kg. A price increase of 25% was noted for paraw due to low supply from Northern areas and the price ranged Rs.1600.00-1750.00/kg. In addition, the wholesale prices of shrimps, thalapath, kelawalla and thora have increased by 1%-21%.

Compared to the same period of last year, current wholesale prices of all fresh fish types except hurulla have increased in the range of 6%-42% and the highest price increase was noted for thora.

Retail

Prices of the all-fish types have increased in line with the increased wholesale prices. The highest price increase was reported for thalapath as Rs.416.00/kg. Further, prices of thora, paraw, kelawalla, hurulla and balaya were increased by Rs.400.00/kg, Rs.393.00/kg, Rs.346.00/kg, Rs.294.00/kg and Rs.112.00/kg respectively.

Meanwhile, salaya and shrimp prices were increased by the range of Rs.8.00-9.00/kg.



Compared to the same period of last year, current prices of the fresh fish types except paraw, shrimps and thalapath decreased in the range of 0.3%-12%. The highest price decrease was reported for hurulla.

Dried Fish

Wholesale

Due to increase of local dried fish supply, prices of most of the local and imported dried fish types have decreased. The highest price decrease of 6% was noted for imported kattawa due to high supply from Oman and Indonesia and the price ranged Rs.1250.00-1400.00/kg. A price decrease of 5% was noted for local maduwa due to high supply from Jaffna and Negombo areas and the price ranged Rs.1300.00-1600.00/kg. In addition, the wholesale prices of local sprats, local balaya and imported anguluwa have decreased by 1%-2%.

However, a price increase of 15% was noted for local salaya due to low supply

form Mannar, Chilaw and Puttalam areas and the price ranged Rs.550.00-700.00/kg.

In addition, price of imported sprats has increased by 1% and the price of local mora has increased by 2%.

Compared to the same period of last year, current wholesale prices of most of the dried fish types have decreased in the range of 15%-23% and the highest price decrease was reported for local balaya.

Retail

In line with decreased wholesale prices, retail prices of all types of dried fish except imported sprats have decreased due to increased supply. The highest price decrease of Rs.192.00/kg was reported for mora. Further, price of balaya, local sprats and anguluwa has decreased by Rs.192.00/kg, Rs.120.00/kg. and Rs.63.00/kg respectively.

Compared to the same period of last year, prices of all types of dried fish have decreased in the range of 12%-21% and the highest price decrease was reported for local sprats.

Eggs

Wholesale

The price of brown egg has not changed significantly while the price of white egg has increased by 1% and their prices

ranged Rs.47.00-48.00/egg and Rs.45.00-46.00/egg respectively.

Compared to the same period of last year, prices of both brown and white eggs have decreased by 1% and 7% respectively.

Retail

Prices of both brown and white eggs have not changed significantly. Price range of brown egg and while egg was Rs.48.00-52.00 and Rs.46.00-48.00 respectively.

Compared to the same period of last year, current prices of brown eggs have increased by 2% white eggs have decreased by 8%.

Meat

Retail

Prices of beef, broiler chicken and curry chicken have increased by Rs.32.00/kg, Rs.35.00/kg and Rs.44.00/kg. However, prices of both mutton and pork have decreased by Rs.5.00/kg and Rs.55.00/kg respectively.

Compared to the same period of last year, price of most of meat varieties have decreased in the range of 18%-21%.

EXPLANATORY NOTE

The Food Commodities Bulletin is a weekly publication containing information relating to wholesale and retail prices of selected food commodities in nine selected markets in and around Colombo and main markets in the major producing areas.

The information is analyzed and presented as prevailing prices, price ranges, averages, and a comparison of weekly prices. The changes in prices reported are always with price prevailed during the previous week unless otherwise stated.

The frequency of collection of wholesale price information is twice a week (i.e., Tuesday and Friday) while with retail prices, it is thrice a week (i.e., Friday, Monday, and Tuesday).

Table 01: Selected Markets: Wholesale Price of Rice (Rs/50kg bag)

Week 23: 31 May - 06 June 2024

10

LOCATIONS	Rice Varieties													
	Samba 1		Samba 2		Keeri Samba		Nadu 1		Nadu 2		Raw Red		Raw White	
Colombo	11750	12000	11400	11500	15000	16000	10500	10750	10250	10350	9000	9500	10000	10500
Divulapitiya	-	-	-	-	-	-	-	-	-	-	-	-	-	-
Kurunegala	11400	11450	-	-	17000	17000	10650	10900	10150	10400	9250	9500	9900	10000
Nikaweratiya	-	-	-	-	-	-	-	-	-	-	-	-	-	-
Badulla	-	-	-	-	-	-	10500	10900	-	-	8900	9100	9500	9900
Puttalam	-	-	-	-	-	-	-	-	-	-	-	-	-	-
Dambulla	13000	13100	11750	12000	-	-	10750	10800	10350	10400	9500	9750	9500	9750
Anuradhapura	12500	12750	11500	11600	16750	17250	10750	10850	10000	10250	9750	10000	9500	10250
Tambuttegama	-	-	-	-	-	-	-	-	-	-	-	-	-	-
Polonnaruwa	-	-	-	-	-	-	-	-	-	-	-	-	-	-
Kalutara	-	-	11500	11750	16000	16250	-	-	10350	10500	9250	9500	10250	10500
Ampara	-	-	11500	11500	-	-	11000	11000	10500	10500	8500	8750	9250	9400
Kandy	11850	12000	11250	11500	16000	16500	10500	10850	10000	10100	8900	9250	10000	10500
Moneragala	12500	12750	11250	11250	16500	16750	10500	10850	-	-	8500	8750	9250	9750
Kegalle	-	-	-	-	-	-	-	-	-	-	-	-	-	-
Dehiattakandiya	12750	12750	-	-	15000	16500	10750	10900	9750	9900	9350	10000	9250	10400
Hambantota	12000	12500	-	-	-	-	-	-	-	-	8400	8750	9750	10000
Matara	-	-	-	-	-	-	10600	10800	-	-	8650	9000	9750	10000
Galle	-	-	-	-	17000	17750	10750	10900	-	-	8750	9250	10250	10400
Meegoda	11750	12000	11500	11600	15400	15900	10500	10600	10200	10400	8800	9250	9900	10000
Tissamaharama	-	-	-	-	-	-	-	-	-	-	-	-	-	-
Embilipitiya	11700	11750	-	-	-	-	10500	10600	-	-	8650	8750	9600	9700
Jaffna	12000	12100	-	-	17000	17100	10500	10500	10250	10250	8750	9000	10000	10250
Vavuniya	11750	12000	-	-	16000	16300	10500	10750	10000	10250	9000	9250	10250	10500
Mannar	-	-	11500	11750	15500	16000	10500	10750	10000	10250	9000	9250	10250	10500
Killinochchi	11750	12000	-	-	16000	16250	10500	10750	10000	10250	9000	9250	10250	10500
Mullattivu	14250	14500	-	-	17500	17750	-	-	9500	9750	8600	9000	9900	10250
Batticaloa	11750	12000	-	-	16250	16500	10500	10750	10000	10200	9100	9400	10500	10600
Trincomalee	11900	12200	-	-	16750	17050	10400	10750	9800	10200	9250	9400	9900	10500
Galenbindunuwew	11850	12500	11400	11600	16750	17500	10600	10850	10250	10250	10000	10000	9750	10250
Matale	12500	13000	11600	11750	16500	17000	10500	10750	10150	10300	9000	9500	9750	10000

Table 02: Selected Markets: Retail Price of Rice (Rs/kg)

Week 23: 31 May - 06 June 2024

LOCATIONS	Rice Varieties													
	Samba 1		Samba 2		Keeri Samba		Nadu 1		Nadu 2		Raw Red		Raw White	
Colombo	230.00	260.00	-	-	-	-	220.00	230.00	220.00	220.00	190.00	220.00	210.00	220.00
Gampaha	-	-	-	-	-	-	-	-	-	-	-	-	-	-
Kurunegala	250.00	260.00	240.00	240.00	360.00	370.00	220.00	220.00	-	-	180.00	200.00	200.00	210.00
Nikaweratiya	-	-	-	-	-	-	-	-	-	-	-	-	-	-
Dambulla	265.00	270.00	240.00	245.00	350.00	360.00	218.00	220.00	210.00	212.00	200.00	205.00	200.00	210.00
Anuradhapura	255.00	260.00	230.00	235.00	340.00	350.00	220.00	220.00	205.00	210.00	200.00	210.00	200.00	210.00
Thambuthhegama	-	-	-	-	-	-	-	-	-	-	-	-	-	-
Polonnaruwa	-	-	-	-	-	-	-	-	-	-	-	-	-	-
Kaluthara	250.00	255.00	-	-	350.00	360.00	220.00	225.00	-	-	200.00	205.00	210.00	218.00
Badulla	230.00	280.00	-	-	340.00	340.00	220.00	220.00	-	-	185.00	185.00	200.00	205.00
Keppetipola	270.00	275.00	235.00	245.00	340.00	350.00	217.00	220.00	208.00	210.00	184.00	188.00	202.00	208.00
Moneragala	255.00	260.00	230.00	230.00	340.00	350.00	215.00	220.00	-	-	175.00	180.00	200.00	210.00
Kegalle	270.00	275.00	-	-	350.00	360.00	220.00	220.00	205.00	215.00	210.00	210.00	210.00	220.00
Ampara	270.00	270.00	230.00	240.00	340.00	350.00	220.00	220.00	208.00	220.00	175.00	185.00	190.00	193.00
Dehiattakandiya	260.00	260.00	-	-	340.00	340.00	220.00	220.00	200.00	200.00	190.00	210.00	200.00	210.00
Nuwaraeliya	270.00	275.00	230.00	245.00	345.00	350.00	218.00	220.00	210.00	212.00	188.00	190.00	206.00	210.00
Kandy	250.00	260.00	235.00	240.00	360.00	365.00	220.00	225.00	200.00	210.00	190.00	200.00	205.00	215.00
Puttalam	-	-	-	-	-	-	-	-	-	-	-	-	-	-
Hambantota	240.00	260.00	-	-	350.00	370.00	210.00	220.00	-	-	175.00	180.00	200.00	210.00
Rathnapura	-	-	-	-	-	-	-	-	-	-	-	-	-	-
Matara	250.00	260.00	-	-	360.00	380.00	220.00	220.00	-	-	175.00	185.00	200.00	210.00
Galle	275.00	280.00	-	-	340.00	360.00	220.00	220.00	-	-	180.00	200.00	210.00	210.00
Tissamaharama	-	-	-	-	-	-	-	-	-	-	-	-	-	-
Meegoda (DEC)	240.00	250.00	-	-	335.00	340.00	215.00	220.00	-	-	190.00	200.00	210.00	210.00
Embilipitiya	240.00	250.00	-	-	335.00	345.00	210.00	220.00	200.00	205.00	175.00	180.00	200.00	210.00
Jaffna	245.00	250.00	-	-	350.00	355.00	220.00	225.00	200.00	205.00	190.00	195.00	210.00	220.00
Vavuniya	245.00	250.00	-	-	335.00	340.00	220.00	225.00	210.00	215.00	190.00	195.00	210.00	220.00
Mannar	240.00	250.00	-	-	340.00	360.00	220.00	230.00	210.00	215.00	190.00	200.00	215.00	220.00
Killinochchi	245.00	250.00	-	-	335.00	340.00	220.00	225.00	210.00	215.00	190.00	195.00	220.00	225.00
Mullaittivu	-	-	-	-	355.00	360.00	-	-	200.00	200.00	172.00	180.00	198.00	205.00
Batticaloa	245.00	248.00	-	-	335.00	340.00	220.00	225.00	210.00	215.00	190.00	195.00	220.00	225.00
Trincomalee	248.00	254.00	-	-	345.00	352.00	220.00	225.00	208.00	215.00	195.00	198.00	218.00	224.00
Hanguranketha	-	-	230.00	240.00	-	-	215.00	220.00	209.00	212.00	184.00	190.00	198.00	212.00
Veyangoda	-	-	-	-	-	-	-	-	-	-	-	-	-	-
Galenbindunuwewa	240.00	260.00	230.00	235.00	340.00	360.00	220.00	220.00	210.00	215.00	210.00	210.00	200.00	210.00
Bandarawela	-	-	-	-	350.00	360.00	220.00	225.00	-	-	180.00	190.00	200.00	205.00
Matale	255.00	265.00	235.00	238.00	335.00	345.00	216.00	220.00	207.00	210.00	190.00	200.00	205.00	210.00

Table 04: Selected Markets: Wholesale Price of Subsidiary Food (Rs/50kg)

Week 23: 31 May - 06 June 2024

LOCATION	Dried Chillies	Red Onion		Big Onion	Potato			Pulses		
	Imported	Imported	Local		Imported	Welimada	Nuwara Eliya	Green Gram	Cowpea	Red Dhal
Colombo	37500 - 40000	17500 - 20000	20000 - 22500	8500 - 11500	7750 - 9000	-	12000 - 13000	47500 - 55000	37500 - 42500	13750 - 14000
Kurunegala	36250 - 37000	19000 - 22500	-	10500 - 11250	8750 - 9500	-	-	45000 - 50000	37500 - 37500	14000 - 16000
Nikaweratiya	-	-	-	-	-	-	-	-	-	-
Dehiattakandiya	36000 - 42500	-	20000 - 22500	9000 - 13000	9000 - 9900	-	15000 - 16000	40000 - 47500	31000 - 32500	13800 - 15500
Dambulla (DEC)	35000 - 37500	17000 - 17500	19000 - 20000	8500 - 10500	8000 - 9000	-	13000 - 14000	40000 - 42500	32000 - 34000	13750 - 14000
Anuradhapura	37500 - 42500	-	19000 - 23500	10000 - 12000	9500 - 10000	-	-	57500 - 60000	37500 - 42500	14250 - 15000
Thambuththegama	-	-	-	-	-	-	-	-	-	-
Polonnaruwa	-	-	-	-	-	-	-	-	-	-
Kaluthara	39000 - 41000	19000 - 20000	-	9000 - 9500	8750 - 9250	-	12000 - 12500	55000 - 57500	43000 - 44000	14000 - 14250
Puttalam	-	-	-	-	-	-	-	-	-	-
Kandy	39000 - 41000	22000 - 22500	-	9000 - 11500	8500 - 9000	-	12500 - 13500	55000 - 57500	39000 - 40000	14000 - 14500
Matara	38000 - 40000	21000 - 21750	-	10500 - 11750	8750 - 9500	-	-	52500 - 57500	42500 - 45000	14250 - 14500
Hambantota	37500 - 40000	20000 - 22000	-	9000 - 11500	8500 - 10000	-	-	47500 - 57500	42500 - 46500	14250 - 14750
Kegalle	38000 - 38200	18000 - 19000	-	8500 - 9500	8500 - 8750	-	14000 - 14500	47000 - 50000	43500 - 45000	14500 - 16000
Galle	37500 - 42000	19000 - 21500	-	9000 - 10000	9000 - 9500	-	16000 - 18000	60000 - 62500	45000 - 47500	14000 - 15000
Tissamaharama	-	-	-	-	-	-	-	-	-	-
Meegoda (DEC)	34500 - 38250	20500 - 21500	-	8500 - 10500	8500 - 9000	-	12000 - 13000	45000 - 57500	41000 - 42500	13750 - 14000
Jaffna	36500 - 37250	-	19000 - 20000	10500 - 11000	9000 - 9250	-	18500 - 19250	54500 - 55000	-	14750 - 15000
Vavuniya	38000 - 39000	-	-	13000 - 14000	9500 - 10000	-	18000 - 19000	49000 - 52500	-	14500 - 14750
Mannar	37500 - 40000	18000 - 20000	20000 - 21000	10500 - 11000	9000 - 9500	-	-	52500 - 55000	-	14500 - 14750
Killinochchi	38000 - 40000	-	-	13000 - 14000	9000 - 9500	-	18000 - 19000	52500 - 55000	-	14500 - 15000
Mullattivu	41000 - 42500	-	-	11000 - 12000	9000 - 10000	-	-	50000 - 62500	-	14750 - 15500
Batticaloa	40000 - 40500	-	20000 - 20500	12000 - 12250	8250 - 8500	-	19500 - 20000	55000 - 56000	37500 - 38000	14500 - 14800
Trincomalee	39000 - 41000	-	-	-	-	-	-	48000 - 50000	-	14250 - 14500
Galenbindunuwewa	37500 - 40000	18000 - 20500	-	10000 - 12500	9500 - 10000	-	-	50000 - 59000	34000 - 37500	14250 - 15000
Matale	35000 - 37500	22000 - 22500	-	11000 - 11250	9250 - 9500	-	16000 - 16500	49000 - 50000	37500 - 39000	14250 - 14500

Table 05: Selected Markets: Retail Price of Subsidiary Food Crops (Rs/kg)

Week 23: 31 May - 06 June 2024

LOCATIONS	Dried Chillies	Red Onion		Big Onion	Potato			Pulses		
	Imported	Imported	Local		Imported	Welimada	Nuwara Eliya	Green Gram	Cowpea	Red Dhal
Colombo	1100.00 - 1300.00	480.00 - 600.00	-	420.00 - 480.00	180.00 - 220.00	-	400.00 - 440.00	1000.00 - 1400.00	1200.00 - 1400.00	320.00 - 360.00
Gampaha	-	-	-	-	-	-	-	-	-	-
Kurunegala	800.00 - 950.00	450.00 - 520.00	-	200.00 - 280.00	200.00 - 240.00	-	380.00 - 420.00	1200.00 - 1400.00	800.00 - 1200.00	320.00 - 360.00
Nikaweratiya	-	-	-	-	-	-	-	-	-	-
Dambulla	850.00 - 900.00	440.00 - 460.00	460.00 - 480.00	220.00 - 260.00	200.00 - 240.00	-	350.00 - 380.00	1200.00 - 1300.00	900.00 - 1000.00	290.00 - 300.00
Anuradhapura	800.00 - 900.00	440.00 - 440.00	520.00 - 520.00	220.00 - 260.00	200.00 - 240.00	-	-	1200.00 - 1400.00	800.00 - 900.00	300.00 - 320.00
Thambuththegama	-	-	-	-	-	-	-	-	-	-
Polonnaruwa	-	-	-	-	-	-	-	-	-	-
Kaluthara	940.00 - 980.00	440.00 - 460.00	-	220.00 - 250.00	200.00 - 210.00	-	360.00 - 380.00	1280.00 - 1320.00	940.00 - 980.00	300.00 - 310.00
Badulla	800.00 - 850.00	480.00 - 500.00	-	250.00 - 300.00	200.00 - 250.00	300.00 - 320.00	-	1100.00 - 1100.00	900.00 - 900.00	320.00 - 320.00
Keppetipola	860.00 - 900.00	420.00 - 450.00	480.00 - 500.00	200.00 - 250.00	200.00 - 220.00	320.00 - 350.00	-	1250.00 - 1300.00	880.00 - 900.00	300.00 - 310.00
Moneragala	800.00 - 850.00	440.00 - 440.00	560.00 - 560.00	200.00 - 260.00	200.00 - 240.00	-	400.00 - 460.00	1000.00 - 1200.00	800.00 - 900.00	300.00 - 320.00
Kegalle	850.00 - 900.00	400.00 - 400.00	-	200.00 - 250.00	200.00 - 200.00	-	350.00 - 360.00	1000.00 - 1200.00	880.00 - 950.00	290.00 - 340.00
Ampara	800.00 - 875.00	400.00 - 450.00	-	240.00 - 260.00	200.00 - 220.00	-	360.00 - 420.00	1100.00 - 1250.00	850.00 - 950.00	290.00 - 300.00
Dehiattakandiya	800.00 - 900.00	480.00 - 500.00	600.00 - 600.00	200.00 - 280.00	190.00 - 220.00	-	350.00 - 360.00	1000.00 - 1000.00	-	290.00 - 320.00
Nuwaraeliya	880.00 - 950.00	450.00 - 480.00	480.00 - 520.00	220.00 - 250.00	220.00 - 230.00	-	340.00 - 350.00	1280.00 - 1300.00	920.00 - 960.00	295.00 - 310.00
Kandy	800.00 - 900.00	540.00 - 560.00	-	260.00 - 280.00	200.00 - 220.00	-	440.00 - 460.00	1200.00 - 1300.00	950.00 - 1000.00	300.00 - 330.00
Puttalam	-	-	-	-	-	-	-	-	-	-
Rathnapura	-	-	-	-	-	-	-	-	-	-
Hambantota	850.00 - 900.00	450.00 - 500.00	-	240.00 - 260.00	200.00 - 220.00	-	-	1100.00 - 1200.00	900.00 - 1000.00	300.00 - 330.00
Matara	800.00 - 900.00	450.00 - 500.00	-	240.00 - 260.00	200.00 - 220.00	-	380.00 - 440.00	1150.00 - 1260.00	900.00 - 1000.00	300.00 - 330.00
Galle	800.00 - 900.00	440.00 - 500.00	-	220.00 - 240.00	200.00 - 220.00	-	360.00 - 400.00	1250.00 - 1400.00	950.00 - 1000.00	300.00 - 325.00
Tissamaharama	-	-	-	-	-	-	-	-	-	-
Meegoda (DEC)	800.00 - 880.00	450.00 - 520.00	560.00 - 600.00	240.00 - 250.00	190.00 - 240.00	-	350.00 - 400.00	1100.00 - 1440.00	800.00 - 1000.00	310.00 - 440.00
Embilipitiya	850.00 - 950.00	-	480.00 - 520.00	200.00 - 250.00	190.00 - 240.00	-	350.00 - 400.00	1000.00 - 1050.00	950.00 - 1020.00	290.00 - 330.00
Jaffna	800.00 - 830.00	-	450.00 - 480.00	240.00 - 270.00	190.00 - 210.00	-	390.00 - 430.00	1150.00 - 1200.00	-	310.00 - 320.00
Vavuniya	870.00 - 890.00	-	-	280.00 - 290.00	240.00 - 250.00	-	400.00 - 430.00	1120.00 - 1200.00	-	315.00 - 320.00
Mannar	850.00 - 900.00	440.00 - 480.00	-	240.00 - 260.00	200.00 - 220.00	-	-	1200.00 - 1300.00	-	310.00 - 320.00
Killinochchi	840.00 - 880.00	-	-	300.00 - 320.00	200.00 - 220.00	-	400.00 - 430.00	1150.00 - 1200.00	-	310.00 - 320.00
Mullaittivu	820.00 - 850.00	-	-	-	180.00 - 200.00	-	-	1000.00 - 1300.00	-	295.00 - 310.00
Batticaloa	850.00 - 880.00	440.00 - 460.00	-	280.00 - 320.00	200.00 - 230.00	-	430.00 - 450.00	1150.00 - 1180.00	800.00 - 850.00	310.00 - 315.00
Trincomalee	880.00 - 940.00	400.00 - 420.00	-	260.00 - 300.00	200.00 - 220.00	-	-	1100.00 - 1200.00	-	310.00 - 315.00
Hanguranketha	800.00 - 900.00	400.00 - 450.00	460.00 - 470.00	240.00 - 260.00	200.00 - 240.00	-	350.00 - 360.00	1000.00 - 1200.00	800.00 - 1000.00	295.00 - 300.00
Veyangoda	-	-	-	-	-	-	-	-	-	-
Galenbindunuwewa	800.00 - 850.00	400.00 - 450.00	-	220.00 - 260.00	200.00 - 210.00	-	-	1100.00 - 1200.00	800.00 - 800.00	290.00 - 310.00
Bandarawela	850.00 - 900.00	400.00 - 420.00	-	200.00 - 220.00	190.00 - 200.00	-	400.00 - 430.00	1000.00 - 1100.00	800.00 - 900.00	340.00 - 350.00
Matale	800.00 - 850.00	480.00 - 520.00	-	240.00 - 300.00	200.00 - 220.00	-	350.00 - 360.00	1000.00 - 1100.00	800.00 - 900.00	295.00 - 310.00

Table 06: Selected Markets: Wholesale Price of Vegetables(Rs/kg)

Week 23: 31 May - 06 June 2024

Locations	Butter Beans	Green Beans	Carrot	Leeks	Beetroot	Knolkhol
Colombo	-	350.00 - 700.00	120.00 - 150.00	350.00 - 450.00	250.00 - 350.00	200.00 - 250.00
Meegoda (DEC)	-	470.00 - 500.00	160.00 - 180.00	400.00 - 420.00	250.00 - 280.00	330.00 - 380.00
Dambulla (DEC)	-	350.00 - 450.00	120.00 - 170.00	360.00 - 400.00	260.00 - 380.00	180.00 - 230.00
Keppetipola (DEC)	-	350.00 - 400.00	100.00 - 130.00	330.00 - 350.00	300.00 - 320.00	250.00 - 260.00
Norochchole (DEC)	-	-	-	-	-	-
Nuwara Eliya	-	360.00 - 400.00	120.00 - 130.00	360.00 - 370.00	300.00 - 320.00	260.00 - 280.00
Kandy	-	600.00 - 650.00	120.00 - 150.00	330.00 - 350.00	270.00 - 300.00	150.00 - 180.00
Hambantota	-	430.00 - 500.00	200.00 - 250.00	400.00 - 450.00	350.00 - 400.00	300.00 - 350.00
Thambuththegama (DEC)	-	-	-	-	-	-
Jaffna	-	800.00 - 830.00	210.00 - 230.00	450.00 - 470.00	450.00 - 470.00	-
Bandarawela	-	350.00 - 400.00	150.00 - 160.00	350.00 - 360.00	300.00 - 360.00	180.00 - 200.00
Veyangoda	-	-	-	-	-	-

Locations	Raddish	Cabbage	Tomato	Ladies Fingers	Brinjal	Capsicum
Colombo	150.00 - 200.00	50.00 - 100.00	130.00 - 200.00	70.00 - 150.00	350.00 - 400.00	300.00 - 420.00
Meegoda (DEC)	140.00 - 160.00	90.00 - 130.00	160.00 - 220.00	180.00 - 230.00	400.00 - 430.00	410.00 - 450.00
Moneragala	180.00 - 200.00	140.00 - 150.00	120.00 - 200.00	120.00 - 150.00	250.00 - 350.00	420.00 - 550.00
Dambulla (DEC)	80.00 - 120.00	80.00 - 120.00	110.00 - 130.00	140.00 - 160.00	300.00 - 380.00	350.00 - 400.00
Keppetipola (DEC)	80.00 - 100.00	50.00 - 60.00	100.00 - 130.00	150.00 - 170.00	250.00 - 280.00	350.00 - 400.00
Norochchole (DEC)	-	-	-	-	-	-
Nuwara Eliya	100.00 - 120.00	70.00 - 80.00	120.00 - 140.00	170.00 - 180.00	280.00 - 300.00	380.00 - 420.00
Kandy	100.00 - 120.00	70.00 - 110.00	120.00 - 130.00	160.00 - 180.00	280.00 - 320.00	400.00 - 430.00
Hambantota	200.00 - 250.00	120.00 - 150.00	150.00 - 200.00	150.00 - 160.00	250.00 - 320.00	480.00 - 500.00
Thambuththegama (DEC)	-	-	-	-	-	-
Tissamaharama	-	-	-	-	-	-
Jaffna	210.00 - 230.00	170.00 - 180.00	210.00 - 230.00	200.00 - 220.00	460.00 - 470.00	450.00 - 470.00
Bandarawela	80.00 - 90.00	80.00 - 90.00	130.00 - 150.00	120.00 - 140.00	200.00 - 260.00	400.00 - 420.00
Veyangoda	-	-	-	-	-	-

Locations	Pumpkin	Cucumber	Bitter Gourd	Snake Gourd	Drumstick	Luffa
Colombo	70.00 - 80.00	80.00 - 120.00	400.00 - 600.00	280.00 - 300.00	-	250.00 - 280.00
Meegoda (DEC)	100.00 - 110.00	100.00 - 110.00	530.00 - 580.00	280.00 - 300.00	-	350.00 - 380.00
Moneragala	110.00 - 130.00	120.00 - 140.00	550.00 - 600.00	300.00 - 350.00	-	300.00 - 350.00
Dambulla (DEC)	90.00 - 100.00	80.00 - 120.00	450.00 - 500.00	230.00 - 260.00	-	200.00 - 240.00
Keppetipola (DEC)	80.00 - 85.00	90.00 - 100.00	460.00 - 480.00	230.00 - 240.00	-	240.00 - 250.00
Norochchole (DEC)	-	-	-	-	-	-
Nuwara Eliya	90.00 - 110.00	100.00 - 120.00	480.00 - 500.00	240.00 - 250.00	-	250.00 - 260.00
Kandy	90.00 - 100.00	120.00 - 140.00	480.00 - 500.00	280.00 - 300.00	-	260.00 - 280.00
Hambantota	90.00 - 120.00	100.00 - 130.00	440.00 - 450.00	300.00 - 350.00	400.00 - 450.00	320.00 - 380.00
Thambuththegama (DEC)	-	-	-	-	-	-
Tissamaharama	-	-	-	-	-	-
Jaffna	70.00 - 80.00	120.00 - 140.00	840.00 - 860.00	-	740.00 - 760.00	-
Bandarawela	110.00 - 120.00	100.00 - 120.00	400.00 - 450.00	200.00 - 270.00	-	200.00 - 250.00
Veyangoda	-	-	-	-	-	-

Table 06 (Contd.)

	Long Beans	Ash Plantain	Green Chillies	Lime	Sweet Potatoe	Manioc
Colombo	150.00 - 250.00	120.00 - 150.00	120.00 - 280.00	800.00 - #####	160.00 - 180.00	100.00 - 120.00
Meegoda (DEC)	250.00 - 320.00	150.00 - 220.00	220.00 - 300.00	900.00 - #####	140.00 - 160.00	100.00 - 120.00
Moneragala	150.00 - 200.00	50.00 - 70.00	320.00 - 350.00	800.00 - 900.00	180.00 - 200.00	60.00 - 80.00
Dambulla (DEC)	160.00 - 250.00	100.00 - 120.00	100.00 - 150.00	750.00 - 850.00	90.00 - 120.00	80.00 - 100.00
Keppetipola (DEC)	220.00 - 230.00	140.00 - 160.00	250.00 - 300.00	900.00 - 950.00	200.00 - 210.00	130.00 - 140.00
Norochchole (DEC)	-	-	-	-	-	-
Nuwara Eliya	230.00 - 250.00	160.00 - 170.00	260.00 - 300.00	900.00 - #####	210.00 - 220.00	120.00 - 130.00
Kandy	250.00 - 280.00	130.00 - 170.00	200.00 - 250.00	750.00 - 900.00	130.00 - 150.00	90.00 - 100.00
Hambantota	200.00 - 250.00	100.00 - 130.00	180.00 - 210.00	800.00 - #####	200.00 - 220.00	130.00 - 160.00
Thambuthhegama (DEC)	-	-	-	-	-	-
Tissamaharama	-	-	-	-	-	-
Jaffna	200.00 - 220.00	65.00 - 75.00	200.00 - 210.00	740.00 - 760.00	200.00 - 220.00	80.00 - 90.00
Bandarawela	200.00 - 220.00	150.00 - 160.00	200.00 - 220.00	##### - #####	150.00 - 160.00	120.00 - 130.00
Veyangoda	-	-	-	-	-	-

Locations	Leafy Vegetables (Rs/bundle)			Coconut (Rs/nut)	
	Mukunuwenna	Kankun	Gotukola	Large	Small
Colombo	40.00 - 55.00	40.00 - 55.00	250.00 - 280.00	105.00 - 110.00	85.00 - 95.00
Meegoda (DEC)	50.00 - 60.00	50.00 - 60.00	210.00 - 240.00	110.00 - 110.00	90.00 - 95.00
Norochchole (DEC)	-	-	-	-	-
Nuwara Eliya	-	-	-	-	-
Dambulla (DEC)	25.00 - 30.00	25.00 - 30.00	120.00 - 130.00	85.00 - 95.00	70.00 - 75.00
Kandy	40.00 - 50.00	45.00 - 50.00	230.00 - 240.00	95.00 - 100.00	75.00 - 80.00
Hambantota	40.00 - 50.00	40.00 - 50.00	210.00 - 240.00	-	-
Thambuthhegama (DEC)	-	-	-	-	-
Tissamaharama	-	-	-	-	-
Jaffna	65.00 - 70.00	40.00 - 45.00	120.00 - 125.00	80.00 - 88.00	50.00 - 55.00
Bandarawela	50.00 - 60.00	60.00 - 60.00	150.00 - 160.00	100.00 - 110.00	80.00 - 90.00
Veyangoda	-	-	-	-	-

Colombo, Meegoda, Norochchole, Jaffna, Dambulla and Kandy - Gotukola Price Rs/Kg

Table 07: Selected Markets: Retail Price of Vegetables (Rs/kg)

Week 23: 31 May - 06 June 2024

LOCATIONS	Up Country Varieties																										
	Butter Beans		Green Beans		Carrot		Leeks		Beetroot		Knol Khol		Raddish		Cabbage		Tomato										
Colombo	-		460.00	-	800.00	700.00	-	1000.00	380.00	-	700.00	550.00	-	900.00	350.00	-	600.00	220.00	-	400.00	550.00	-	800.00	480.00	-	1000.00	
Gampaha	-		-	-	-	-	-	-	-	-	-	-	-	-	-	-	-	-	-	-	-	-	-	-	-	-	-
Kurunegala	-		800.00	-	860.00	340.00	-	400.00	540.00	-	600.00	500.00	-	600.00	400.00	-	400.00	300.00	-	340.00	300.00	-	340.00	280.00	-	320.00	
Nikaweratiya	-		-	-	-	-	-	-	-	-	-	-	-	-	-	-	-	-	-	-	-	-	-	-	-	-	-
Dambulla	-		760.00	-	800.00	260.00	-	300.00	500.00	-	560.00	580.00	-	640.00	440.00	-	480.00	240.00	-	280.00	240.00	-	280.00	280.00	-	320.00	
Anuradhapura	-		800.00	-	900.00	280.00	-	360.00	500.00	-	600.00	480.00	-	600.00	-	-	200.00	-	240.00	240.00	-	280.00	240.00	-	320.00		
Thambuththegama	-		-	-	-	-	-	-	-	-	-	-	-	-	-	-	-	-	-	-	-	-	-	-	-	-	-
Polonnaruwa	-		-	-	-	-	-	-	-	-	-	-	-	-	-	-	-	-	-	-	-	-	-	-	-	-	-
Kaluthara	-		760.00	-	800.00	280.00	-	320.00	520.00	-	540.00	520.00	-	540.00	380.00	-	420.00	260.00	-	300.00	260.00	-	300.00	260.00	-	300.00	
Badulla	-		480.00	-	520.00	320.00	-	320.00	400.00	-	400.00	400.00	-	440.00	-	-	-	-	-	160.00	-	200.00	200.00	-	200.00	200.00	200.00
Keppetipola	-		460.00	-	480.00	200.00	-	220.00	420.00	-	440.00	380.00	-	400.00	340.00	-	360.00	150.00	-	160.00	140.00	-	150.00	200.00	-	220.00	
Moneragala	-		720.00	-	800.00	260.00	-	320.00	520.00	-	600.00	480.00	-	520.00	-	-	200.00	-	240.00	240.00	-	320.00	200.00	-	280.00		
Kegalle	-		560.00	-	600.00	280.00	-	320.00	520.00	-	560.00	600.00	-	640.00	480.00	-	520.00	280.00	-	320.00	200.00	-	240.00	280.00	-	320.00	
Ampara	-		480.00	-	560.00	280.00	-	320.00	480.00	-	560.00	480.00	-	560.00	-	-	240.00	-	280.00	200.00	-	240.00	240.00	-	240.00	240.00	
Dehiattakandiya	-		720.00	-	800.00	320.00	-	400.00	520.00	-	600.00	400.00	-	500.00	400.00	-	480.00	160.00	-	180.00	240.00	-	300.00	240.00	-	300.00	
Nuwaraeliya	-		480.00	-	520.00	220.00	-	240.00	440.00	-	460.00	420.00	-	440.00	340.00	-	360.00	200.00	-	220.00	160.00	-	180.00	240.00	-	250.00	
Kandy	-		750.00	-	800.00	240.00	-	280.00	480.00	-	500.00	480.00	-	520.00	240.00	-	280.00	200.00	-	240.00	120.00	-	160.00	200.00	-	240.00	
Puttalam	-		-	-	-	-	-	-	-	-	-	-	-	-	-	-	-	-	-	-	-	-	-	-	-	-	-
Hambantota	-		500.00	-	600.00	280.00	-	320.00	480.00	-	600.00	480.00	-	580.00	420.00	-	520.00	240.00	-	320.00	160.00	-	240.00	200.00	-	240.00	
Rathnapura	-		-	-	-	-	-	-	-	-	-	-	-	-	-	-	-	-	-	-	-	-	-	-	-	-	-
Matara	-		600.00	-	720.00	280.00	-	320.00	520.00	-	600.00	520.00	-	600.00	-	-	280.00	-	320.00	160.00	-	240.00	200.00	-	240.00		
Galle	-		700.00	-	780.00	300.00	-	340.00	380.00	-	400.00	450.00	-	480.00	-	-	360.00	-	360.00	240.00	-	280.00	220.00	-	240.00		
Tissamaharama	-		-	-	-	-	-	-	-	-	-	-	-	-	-	-	-	-	-	-	-	-	-	-	-	-	-
Meegoda (DEC)	-		520.00	-	600.00	230.00	-	320.00	480.00	-	600.00	400.00	-	480.00	480.00	-	520.00	240.00	-	300.00	180.00	-	250.00	240.00	-	320.00	
Embilipitiya	-		550.00	-	600.00	350.00	-	400.00	400.00	-	480.00	500.00	-	600.00	350.00	-	400.00	280.00	-	320.00	200.00	-	280.00	240.00	-	300.00	
Jaffna	-		850.00	-	880.00	250.00	-	280.00	500.00	-	550.00	500.00	-	540.00	-	-	250.00	-	280.00	220.00	-	250.00	250.00	-	280.00	280.00	
Vavuniya	-		1000.00	-	1300.00	350.00	-	400.00	550.00	-	600.00	600.00	-	700.00	-	-	300.00	-	350.00	300.00	-	350.00	280.00	-	300.00	300.00	
Mannar	-		880.00	-	960.00	320.00	-	350.00	480.00	-	560.00	480.00	-	560.00	-	-	200.00	-	240.00	240.00	-	280.00	280.00	-	300.00	300.00	
Killinochchi	-		1000.00	-	1100.00	380.00	-	420.00	560.00	-	600.00	560.00	-	600.00	-	-	280.00	-	300.00	340.00	-	360.00	280.00	-	320.00	320.00	
Mullaittivu	-		650.00	-	700.00	300.00	-	350.00	580.00	-	650.00	380.00	-	450.00	-	-	200.00	-	250.00	200.00	-	240.00	220.00	-	250.00	250.00	
Batticaloa	-		800.00	-	860.00	360.00	-	400.00	560.00	-	600.00	550.00	-	580.00	350.00	-	360.00	280.00	-	320.00	340.00	-	360.00	280.00	-	320.00	
Trincomalee	-		1200.00	-	1300.00	350.00	-	380.00	540.00	-	560.00	600.00	-	650.00	-	-	260.00	-	300.00	320.00	-	350.00	290.00	-	320.00	320.00	
Hanguranketha	-		600.00	-	650.00	190.00	-	220.00	420.00	-	450.00	380.00	-	400.00	240.00	-	280.00	150.00	-	180.00	140.00	-	160.00	170.00	-	200.00	
Veyangoda	-		-	-	-	-	-	-	-	-	-	-	-	-	-	-	-	-	-	-	-	-	-	-	-	-	-
Galenbindunuwewa	-		800.00	-	900.00	280.00	-	320.00	560.00	-	600.00	480.00	-	600.00	-	-	200.00	-	240.00	200.00	-	240.00	200.00	-	280.00	280.00	
Bandarawela	-		700.00	-	750.00	300.00	-	350.00	450.00	-	500.00	450.00	-	550.00	300.00	-	320.00	180.00	-	200.00	150.00	-	160.00	160.00	-	170.00	
Matale	-		640.00	-	680.00	200.00	-	240.00	480.00	-	520.00	480.00	-	520.00	320.00	-	360.00	200.00	-	220.00	160.00	-	180.00	200.00	-	240.00	

Table 07 (Contd.)

LOCATIONS	Low Country Varieties																			
	Ladies Fingers		Brinjal		Capsicum		Pumpkin		Cucumber		Bitter Gourd		Snake Gourd		Drumstick		Luffa		Long Beans	
Colombo	250.00 -	420.00	500.00 -	900.00	650.00 -	1000.00	180.00 -	340.00	140.00 -	320.00	350.00 -	700.00	250.00 -	480.00	-	-	300.00 -	600.00	240.00 -	520.00
Gampaha	-	-	-	-	-	-	-	-	-	-	-	-	-	-	-	-	-	-	-	-
Kurunegala	280.00 -	340.00	560.00 -	600.00	580.00 -	700.00	160.00 -	200.00	200.00 -	240.00	600.00 -	750.00	320.00 -	400.00	800.00 -	800.00	400.00 -	480.00	380.00 -	440.00
Nikaweratiya	-	-	-	-	-	-	-	-	-	-	-	-	-	-	-	-	-	-	-	-
Dambulla	260.00 -	320.00	460.00 -	480.00	500.00 -	600.00	140.00 -	160.00	200.00 -	240.00	760.00 -	800.00	460.00 -	560.00	480.00 -	500.00	400.00 -	460.00	300.00 -	360.00
Anuradhapura	240.00 -	280.00	400.00 -	480.00	500.00 -	600.00	160.00 -	200.00	200.00 -	240.00	600.00 -	720.00	360.00 -	400.00	-	-	360.00 -	440.00	320.00 -	400.00
Thambuththegama	-	-	-	-	-	-	-	-	-	-	-	-	-	-	-	-	-	-	-	-
Polonnaruwa	-	-	-	-	-	-	-	-	-	-	-	-	-	-	-	-	-	-	-	-
Kaluthara	260.00 -	300.00	480.00 -	520.00	520.00 -	560.00	160.00 -	180.00	200.00 -	240.00	700.00 -	740.00	460.00 -	500.00	-	-	460.00 -	500.00	360.00 -	400.00
Badulla	160.00 -	200.00	400.00 -	440.00	480.00 -	520.00	160.00 -	200.00	200.00 -	240.00	400.00 -	420.00	400.00 -	420.00	-	-	320.00 -	400.00	320.00 -	400.00
Keppetipola	240.00 -	260.00	320.00 -	340.00	440.00 -	450.00	180.00 -	200.00	160.00 -	180.00	560.00 -	580.00	300.00 -	320.00	-	-	320.00 -	340.00	350.00 -	360.00
Moneragala	200.00 -	240.00	320.00 -	380.00	600.00 -	700.00	160.00 -	200.00	200.00 -	240.00	600.00 -	720.00	320.00 -	400.00	-	-	360.00 -	440.00	300.00 -	320.00
Kegalle	320.00 -	360.00	400.00 -	480.00	560.00 -	600.00	160.00 -	200.00	200.00 -	240.00	680.00 -	720.00	360.00 -	400.00	580.00 -	600.00	440.00 -	480.00	440.00 -	480.00
Ampara	240.00 -	300.00	440.00 -	480.00	520.00 -	560.00	140.00 -	180.00	240.00 -	280.00	-	-	320.00 -	400.00	-	-	300.00 -	320.00	300.00 -	320.00
Dehiattakandiya	320.00 -	360.00	300.00 -	320.00	580.00 -	600.00	160.00 -	240.00	160.00 -	200.00	480.00 -	600.00	400.00 -	480.00	-	-	320.00 -	480.00	400.00 -	480.00
Nuwareliya	260.00 -	280.00	380.00 -	400.00	480.00 -	500.00	200.00 -	220.00	220.00 -	240.00	580.00 -	600.00	350.00 -	360.00	-	-	350.00 -	360.00	340.00 -	360.00
Kandy	240.00 -	260.00	320.00 -	360.00	500.00 -	550.00	160.00 -	180.00	200.00 -	240.00	600.00 -	650.00	360.00 -	400.00	-	-	400.00 -	480.00	320.00 -	360.00
Puttalam	-	-	-	-	-	-	-	-	-	-	-	-	-	-	-	-	-	-	-	-
Rathnapura	-	-	-	-	-	-	-	-	-	-	-	-	-	-	-	-	-	-	-	-
Hambantota	200.00 -	240.00	300.00 -	400.00	580.00 -	600.00	120.00 -	160.00	160.00 -	220.00	520.00 -	600.00	400.00 -	480.00	600.00 -	600.00	400.00 -	480.00	300.00 -	320.00
Matara	240.00 -	320.00	480.00 -	600.00	520.00 -	600.00	120.00 -	160.00	140.00 -	160.00	520.00 -	600.00	400.00 -	480.00	-	-	400.00 -	480.00	320.00 -	400.00
Galle	200.00 -	240.00	320.00 -	400.00	400.00 -	460.00	160.00 -	180.00	220.00 -	260.00	450.00 -	480.00	400.00 -	480.00	800.00 -	800.00	360.00 -	380.00	320.00 -	350.00
Tissamaharama	-	-	-	-	-	-	-	-	-	-	-	-	-	-	-	-	-	-	-	-
Meegoda (DEC)	280.00 -	320.00	480.00 -	600.00	480.00 -	600.00	130.00 -	160.00	180.00 -	200.00	580.00 -	760.00	380.00 -	480.00	-	-	380.00 -	480.00	380.00 -	480.00
Embilipitiya	160.00 -	200.00	320.00 -	400.00	400.00 -	600.00	180.00 -	240.00	150.00 -	200.00	500.00 -	600.00	350.00 -	400.00	-	-	400.00 -	480.00	320.00 -	400.00
Jaffna	250.00 -	280.00	500.00 -	540.00	500.00 -	540.00	100.00 -	130.00	160.00 -	200.00	900.00 -	940.00	-	-	800.00 -	860.00	-	-	250.00 -	280.00
Vavuniya	240.00 -	255.00	440.00 -	480.00	480.00 -	500.00	200.00 -	240.00	200.00 -	240.00	600.00 -	700.00	250.00 -	300.00	840.00 -	900.00	300.00 -	350.00	250.00 -	300.00
Mannar	280.00 -	300.00	450.00 -	500.00	550.00 -	600.00	160.00 -	200.00	200.00 -	240.00	600.00 -	650.00	400.00 -	450.00	-	-	-	-	280.00 -	320.00
Killinochchi	260.00 -	300.00	580.00 -	620.00	580.00 -	620.00	200.00 -	220.00	200.00 -	220.00	900.00 -	950.00	300.00 -	320.00	1000.00 -	1050.00	-	-	300.00 -	330.00
Mullaittivu	180.00 -	220.00	380.00 -	440.00	-	-	120.00 -	180.00	-	-	580.00 -	650.00	350.00 -	400.00	-	-	-	-	250.00 -	380.00
Batticaloa	300.00 -	320.00	540.00 -	560.00	560.00 -	600.00	180.00 -	200.00	180.00 -	200.00	800.00 -	850.00	280.00 -	320.00	900.00 -	1000.00	400.00 -	420.00	300.00 -	330.00
Trincomalee	280.00 -	320.00	380.00 -	420.00	500.00 -	550.00	200.00 -	220.00	180.00 -	200.00	680.00 -	720.00	350.00 -	400.00	750.00 -	800.00	-	-	300.00 -	340.00
Hanguranketha	250.00	280.00	350.00	380.00	400.00	450.00	120.00	150.00	180.00	200.00	600.00	650.00	290.00	320.00	450.00	480.00	350.00	380.00	300.00	350.00
Veyangoda	-	-	-	-	-	-	-	-	-	-	-	-	-	-	-	-	-	-	-	-
Galenbindunuwewa	240.00 -	280.00	400.00 -	520.00	560.00 -	600.00	160.00 -	200.00	160.00 -	200.00	660.00 -	720.00	320.00 -	400.00	-	-	320.00 -	480.00	280.00 -	320.00
Bandarawela	280.00 -	300.00	300.00 -	400.00	500.00 -	550.00	200.00 -	250.00	140.00 -	150.00	400.00 -	450.00	380.00 -	400.00	600.00 -	650.00	300.00 -	340.00	300.00 -	320.00
Matale	240.00 -	260.00	400.00 -	440.00	600.00 -	640.00	200.00 -	240.00	160.00 -	200.00	680.00 -	700.00	360.00 -	400.00	480.00 -	520.00	360.00 -	400.00	300.00 -	320.00

Table 07 (Contd.)

LOCATIONS	Low Country Varieties					Leafy Vegetable			Coconut (Rs/nut)	
	Ash Plantain	Green Chillies	Lime	Sweet Potato	Manioc	Mukunuwenna	Kankun	Gotukola	Large	Small
Colombo	320.00 - 500.00	1200.00 - 2400.00	300.00 - 1000.00	150.00 - 320.00	150.00 - 240.00	60.00 - 100.00	60.00 - 100.00	100.00 - 120.00	105.00 - 120.00	85.00 - 100.00
Gampaha	-	-	-	-	-	-	-	-	-	-
Kurunegala	260.00 - 320.00	400.00 - 500.00	1200.00 - 1400.00	240.00 - 260.00	200.00 - 240.00	50.00 - 50.00	50.00 - 50.00	30.00 - 30.00	100.00 - 110.00	90.00 - 90.00
Nikaweratiya	-	-	-	-	-	-	-	-	-	-
Dambulla	260.00 - 280.00	400.00 - 500.00	1300.00 - 1500.00	260.00 - 280.00	160.00 - 200.00	50.00 - 60.00	50.00 - 60.00	50.00 - 60.00	100.00 - 120.00	80.00 - 85.00
Anuradhapura	200.00 - 240.00	300.00 - 500.00	1400.00 - 1500.00	240.00 - 280.00	200.00 - 240.00	50.00 - 60.00	50.00 - 60.00	50.00 - 60.00	100.00 - 120.00	70.00 - 95.00
Thambuththegama	-	-	-	-	-	-	-	-	-	-
Polonnaruwa	-	-	-	-	-	-	-	-	-	-
Kaluthara	220.00 - 260.00	420.00 - 460.00	1300.00 - 1400.00	220.00 - 250.00	180.00 - 200.00	70.00 - 80.00	70.00 - 80.00	80.00 - 100.00	110.00 - 120.00	90.00 - 95.00
Badulla	240.00 - 240.00	300.00 - 400.00	1200.00 - 1400.00	200.00 - 200.00	160.00 - 160.00	80.00 - 80.00	80.00 - 80.00	80.00 - 100.00	110.00 - 120.00	85.00 - 100.00
Keppetipola	240.00 - 250.00	350.00 - 400.00	1250.00 - 1300.00	280.00 - 300.00	180.00 - 200.00	50.00 - 60.00	50.00 - 60.00	40.00 - 50.00	115.00 - 120.00	96.00 - 100.00
Moneragala	100.00 - 120.00	500.00 - 600.00	1000.00 - 1200.00	260.00 - 320.00	80.00 - 100.00	50.00 - 60.00	50.00 - 60.00	60.00 - 70.00	110.00 - 120.00	70.00 - 80.00
Kegalle	280.00 - 320.00	400.00 - 450.00	1200.00 - 1300.00	280.00 - 320.00	180.00 - 220.00	70.00 - 80.00	70.00 - 80.00	40.00 - 50.00	110.00 - 120.00	95.00 - 100.00
Ampara	200.00 - 200.00	400.00 - 500.00	800.00 - 1200.00	240.00 - 300.00	120.00 - 140.00	60.00 - 60.00	50.00 - 60.00	50.00 - 60.00	120.00 - 120.00	100.00 - 100.00
Dehiattakandiya	300.00 - 320.00	400.00 - 600.00	800.00 - 800.00	180.00 - 200.00	150.00 - 160.00	50.00 - 70.00	50.00 - 70.00	50.00 - 70.00	95.00 - 100.00	75.00 - 85.00
Nuwaraeliya	240.00 - 260.00	400.00 - 450.00	1200.00 - 1400.00	320.00 - 340.00	200.00 - 220.00	60.00 - 70.00	60.00 - 70.00	50.00 - 60.00	118.00 - 120.00	98.00 - 100.00
Kandy	240.00 - 260.00	400.00 - 500.00	1500.00 - 1600.00	200.00 - 240.00	160.00 - 200.00	50.00 - 60.00	60.00 - 70.00	45.00 - 50.00	110.00 - 120.00	85.00 - 90.00
Puttalam	-	-	-	-	-	-	-	-	-	-
Rathnapura	-	-	-	-	-	-	-	-	-	-
Hambanthota	150.00 - 240.00	300.00 - 400.00	1200.00 - 1300.00	240.00 - 320.00	160.00 - 220.00	50.00 - 60.00	50.00 - 60.00	80.00 - 90.00	110.00 - 130.00	70.00 - 90.00
Matara	240.00 - 300.00	320.00 - 400.00	1000.00 - 1300.00	260.00 - 300.00	180.00 - 220.00	50.00 - 60.00	50.00 - 60.00	90.00 - 110.00	120.00 - 130.00	85.00 - 100.00
Galle	180.00 - 220.00	400.00 - 420.00	1400.00 - 1600.00	220.00 - 240.00	240.00 - 280.00	50.00 - 60.00	-	-	120.00 - 130.00	85.00 - 100.00
Tissamaharama	-	-	-	-	-	-	-	-	-	-
Meegoda (DEC)	250.00 - 320.00	340.00 - 400.00	1100.00 - 1500.00	240.00 - 320.00	150.00 - 160.00	80.00 - 80.00	80.00 - 80.00	100.00 - 100.00	120.00 - 130.00	100.00 - 110.00
Embilipitiya	160.00 - 240.00	400.00 - 520.00	950.00 - 1000.00	200.00 - 280.00	150.00 - 200.00	50.00 - 70.00	50.00 - 60.00	80.00 - 100.00	120.00 - 130.00	80.00 - 110.00
Jaffna	100.00 - 140.00	240.00 - 280.00	800.00 - 840.00	250.00 - 270.00	120.00 - 150.00	80.00 - 90.00	50.00 - 60.00	50.00 - 55.00	100.00 - 120.00	60.00 - 65.00
Vavuniya	200.00 - 240.00	280.00 - 300.00	800.00 - 1000.00	200.00 - 250.00	200.00 - 220.00	60.00 - 70.00	60.00 - 70.00	60.00 - 70.00	80.00 - 90.00	50.00 - 70.00
Mannar	160.00 - 200.00	300.00 - 400.00	1200.00 - 1500.00	200.00 - 220.00	160.00 - 180.00	40.00 - 50.00	55.00 - 60.00	45.00 - 50.00	90.00 - 100.00	75.00 - 85.00
Killinochchi	230.00 - 250.00	280.00 - 320.00	1250.00 - 1300.00	320.00 - 340.00	260.00 - 290.00	50.00 - 60.00	45.00 - 50.00	40.00 - 45.00	90.00 - 100.00	50.00 - 60.00
Mullaittivu	100.00 - 140.00	200.00 - 220.00	1100.00 - 1300.00	240.00 - 280.00	180.00 - 200.00	100.00 - 100.00	-	30.00 - 50.00	110.00 - 120.00	75.00 - 90.00
Batticaloa	240.00 - 260.00	320.00 - 350.00	1300.00 - 1450.00	290.00 - 320.00	280.00 - 300.00	90.00 - 100.00	65.00 - 70.00	50.00 - 50.00	100.00 - 100.00	60.00 - 60.00
Trincomalee	280.00 300.00	240.00 280.00	1250.00 1300.00	220.00 240.00	180.00 190.00	60.00 65.00	55.00 60.00	45.00 50.00	118.00 125.00	70.00 75.00
Hanguranketha	200.00 - 240.00	300.00 - 400.00	1100.00 - 1300.00	200.00 - 230.00	140.00 - 160.00	45.00 - 50.00	45.00 - 50.00	40.00 - 50.00	105.00 - 114.00	75.00 - 90.00
Veyangoda	-	-	-	-	-	-	-	-	-	-
Galenbindunuwewa	-	350.00 - 400.00	1000.00 - 1200.00	200.00 - 240.00	160.00 - 200.00	50.00 - 60.00	50.00 - 60.00	50.00 - 60.00	100.00 - 110.00	70.00 - 80.00
Bandarawela	200.00 - 240.00	400.00 - 450.00	1300.00 - 1400.00	200.00 - 240.00	200.00 - 220.00	60.00 - 70.00	60.00 - 70.00	80.00 - 100.00	120.00 - 130.00	90.00 - 100.00
Matale	240.00 - 280.00	300.00 - 320.00	1200.00 - 1400.00	200.00 - 240.00	160.00 - 180.00	50.00 - 60.00	50.00 - 60.00	50.00 - 70.00	100.00 - 110.00	80.00 - 90.00

Table 08: Selected Markets: Retail Price of Fruits (Rs/each & Rs/kg)

Week 23: 31 May - 06 June 2024

19

LOCATIONS	Banana					Pineapple			Mango	
	Ambul (Rs/kg)	Kolikuttu (Rs/kg)	Seeni (Rs/kg)	Anamalu	Ambun	Large	Medium	Small	Betti	Karthakolomban
Colombo	200.00 - 300.00	450.00 - 550.00	150.00 - 280.00	30.00 - 42.00	35.00 - 56.00	480.00 - 650.00	380.00 - 550.00	280.00 - 450.00	-	66.00 - 200.00
Gampaha	-	-	-	-	-	-	-	-	-	-
Kurunegala	150.00 - 240.00	350.00 - 400.00	150.00 - 180.00	25.00 - 30.00	38.00 - 45.00	600.00 - 700.00	350.00 - 450.00	150.00 - 200.00	30.00 - 40.00	50.00 - 60.00
Nikaweratiya	-	-	-	-	-	-	-	-	-	-
Dambulla	140.00 - 160.00	400.00 - 450.00	160.00 - 180.00	-	45.00 - 50.00	650.00 - 700.00	500.00 - 600.00	350.00 - 400.00	30.00 - 40.00	80.00 - 100.00
Anuradhapura	150.00 - 200.00	450.00 - 500.00	160.00 - 200.00	26.00 - 32.00	40.00 - 50.00	800.00 - 950.00	680.00 - 750.00	500.00 - 550.00	-	60.00 - 80.00
Thambuththegama	-	-	-	-	-	-	-	-	-	-
Polonnaruwa	-	-	-	-	-	-	-	-	-	-
Kaluthara	160.00 - 180.00	420.00 - 460.00	140.00 - 160.00	28.00 - 30.00	32.00 - 36.00	600.00 - 640.00	500.00 - 520.00	-	-	90.00 - 110.00
Badulla	120.00 - 160.00	400.00 - 460.00	120.00 - 160.00	16.00 - 20.00	26.00 - 28.00	650.00 - 700.00	600.00 - 600.00	-	-	80.00 - 120.00
Keppetipola	140.00 - 160.00	320.00 - 340.00	130.00 - 140.00	18.00 - 22.00	35.00 - 40.00	-	600.00 - 650.00	450.00 - 460.00	35.00 - 40.00	70.00 - 80.00
Moneragala	100.00 - 120.00	250.00 - 300.00	80.00 - 100.00	15.00 - 20.00	20.00 - 25.00	630.00 - 810.00	520.00 - 670.00	450.00 - 580.00	-	50.00 - 60.00
Kegalle	140.00 - 160.00	450.00 - 500.00	140.00 - 160.00	20.00 - 25.00	25.00 - 30.00	750.00 - 900.00	500.00 - 650.00	150.00 - 250.00	-	50.00 - 70.00
Ampara	100.00 - 150.00	300.00 - 350.00	100.00 - 140.00	20.00 - 30.00	25.00 - 38.00	750.00 - 750.00	600.00 - 650.00	-	-	76.00 - 90.00
Dehiattakandiya	160.00 - 200.00	350.00 - 450.00	140.00 - 160.00	-	46.00 - 52.00	600.00 - 800.00	450.00 - 550.00	280.00 - 350.00	-	60.00 - 100.00
Nuwaraeliya	160.00 - 180.00	320.00 - 340.00	130.00 - 150.00	22.00 - 24.00	40.00 - 45.00	-	600.00 - 650.00	400.00 - 450.00	35.00 - 40.00	80.00 - 90.00
Kandy	180.00 - 200.00	450.00 - 500.00	150.00 - 160.00	20.00 - 25.00	35.00 - 38.00	900.00 - 1000.00	500.00 - 650.00	250.00 - 350.00	30.00 - 35.00	50.00 - 80.00
Puttalam	-	-	-	-	-	-	-	-	-	-
Rathnapura	-	-	-	-	-	-	-	-	-	-
Hambantota	130.00 - 150.00	300.00 - 330.00	130.00 - 140.00	18.00 - 20.00	25.00 - 26.00	700.00 - 800.00	450.00 - 500.00	350.00 - 400.00	-	60.00 - 80.00
Matara	140.00 - 160.00	330.00 - 350.00	130.00 - 150.00	18.00 - 22.00	28.00 - 30.00	750.00 - 900.00	600.00 - 660.00	400.00 - 460.00	-	60.00 - 90.00
Galle	160.00 - 200.00	360.00 - 400.00	160.00 - 180.00	28.00 - 32.00	35.00 - 37.00	720.00 - 740.00	600.00 - 650.00	-	60.00 - 65.00	85.00 - 100.00
Tissamaharama	-	-	-	-	-	-	-	-	-	-
Meegoda (DEC)	120.00 - 160.00	300.00 - 320.00	140.00 - 160.00	40.00 - 48.00	42.00 - 50.00	715.00 - 765.00	546.00 - 585.00	420.00 - 450.00	-	60.00 - 70.00
Embilipitiya	80.00 - 100.00	200.00 - 250.00	70.00 - 100.00	18.00 - 25.00	25.00 - 30.00	-	500.00 - 550.00	350.00 - 450.00	50.00 - 70.00	70.00 - 90.00
Jaffna	150.00 - 200.00	300.00 - 350.00	150.00 - 170.00	-	-	900.00 - 950.00	700.00 - 760.00	600.00 - 650.00	-	100.00 - 150.00
Vavuniya	100.00 - 120.00	400.00 - 420.00	120.00 - 140.00	-	-	850.00 - 950.00	750.00 - 790.00	-	-	80.00 - 90.00
Mannar	150.00 - 160.00	300.00 - 400.00	140.00 - 160.00	20.00 - 24.00	-	600.00 - 650.00	500.00 - 550.00	400.00 - 450.00	-	60.00 - 80.00
Killinochchi	100.00 - 130.00	300.00 - 350.00	100.00 - 120.00	30.00 - 33.00	-	700.00 - 750.00	600.00 - 650.00	500.00 - 550.00	-	80.00 - 110.00
Mullaittivu	100.00 - 120.00	320.00 - 350.00	100.00 - 120.00	30.00 - 40.00	40.00 - 45.00	-	-	350.00 - 400.00	-	130.00 - 140.00
Batticaloa	120.00 - 140.00	300.00 - 320.00	100.00 - 120.00	26.00 - 28.00	-	-	540.00 - 550.00	320.00 - 420.00	-	100.00 - 120.00
Trincomalee	180.00 - 195.00	400.00 - 440.00	178.00 - 185.00	-	-	900.00 - 950.00	820.00 - 860.00	600.00 - 640.00	-	110.00 - 115.00
Veyangoda	-	-	-	-	-	-	-	-	-	-
Galenbindunuwewa	100.00 - 130.00	350.00 - 400.00	100.00 - 120.00	30.00 - 35.00	40.00 - 50.00	700.00 - 800.00	600.00 - 650.00	500.00 - 550.00	-	50.00 - 80.00
Bandarawela	170.00 - 180.00	400.00 - 450.00	150.00 - 160.00	18.00 - 20.00	30.00 - 33.00	800.00 - 800.00	750.00 - 750.00	600.00 - 650.00	-	100.00 - 110.00
Matale	160.00 - 180.00	400.00 - 450.00	160.00 - 180.00	25.00 - 28.00	40.00 - 43.00	760.00 - 800.00	550.00 - 650.00	400.00 - 450.00	-	50.00 - 60.00

Table 08 (Contd.)

LOCATIONS	Mango		Other Fruits							
	Vilad	Kohu	Papaw (Rs/kg)	Passion	Wood Apple	Orange	Avocado	Slime Apple	Grapes (Rs/kg)	King Coconut
Colombo	-	-	180.00 - 350.00	65.00 - 100.00	40.00 - 120.00	180.00 - 250.00	260.00 - 300.00	50.00 - 120.00	1500.00 - 2500.00	100.00 - 150.00
Gampaha	-	-	-	-	-	-	-	-	-	-
Kurunegala	40.00 - 50.00	20.00 - 20.00	100.00 - 140.00	-	80.00 - 100.00	80.00 - 100.00	100.00 - 150.00	100.00 - 100.00	2500.00 - 2500.00	120.00 - 150.00
Nikaweratiya	-	-	-	-	-	-	-	-	-	-
Dambulla	40.00 - 60.00	15.00 - 25.00	120.00 - 140.00	30.00 - 35.00	80.00 - 100.00	60.00 - 80.00	80.00 - 120.00	50.00 - 60.00	2400.00 - 2500.00	140.00 - 150.00
Anuradhapura	-	-	100.00 - 150.00	-	120.00 - 160.00	80.00 - 100.00	100.00 - 120.00	50.00 - 70.00	2500.00 - 3000.00	180.00 - 220.00
Thambuththegama	-	-	-	-	-	-	-	-	-	-
Polonnaruwa	-	-	-	-	-	-	-	-	-	-
Kaluthara	-	-	180.00 - 200.00	80.00 - 100.00	170.00 - 180.00	120.00 - 140.00	120.00 - 140.00	80.00 - 100.00	2500.00 - 2600.00	160.00 - 170.00
Badulla	45.00 - 50.00	20.00 - 25.00	160.00 - 180.00	60.00 - 70.00	75.00 - 80.00	50.00 - 50.00	120.00 - 120.00	40.00 - 50.00	2400.00 - 2500.00	160.00 - 160.00
Keppetipola	35.00 - 40.00	14.00 - 16.00	150.00 - 160.00	-	150.00 - 160.00	100.00 - 120.00	50.00 - 60.00	-	2500.00 - 2600.00	140.00 - 150.00
Moneragala	30.00 - 40.00	15.00 - 20.00	100.00 - 130.00	-	-	80.00 - 100.00	80.00 - 100.00	45.00 - 50.00	2400.00 - 2600.00	140.00 - 150.00
Kegalle	-	-	120.00 - 150.00	-	80.00 - 100.00	80.00 - 100.00	50.00 - 60.00	40.00 - 50.00	2500.00 - 2600.00	130.00 - 150.00
Ampara	60.00 - 60.00	-	140.00 - 150.00	-	-	-	91.00 - 91.00	-	2400.00 - 2500.00	-
Dehiattakandiya	-	-	120.00 - 160.00	-	50.00 - 60.00	-	100.00 - 120.00	-	2200.00 - 2800.00	120.00 - 150.00
Nuwaraeliya	35.00 - 40.00	15.00 - 18.00	160.00 - 180.00	60.00 - 70.00	-	100.00 - 120.00	60.00 - 70.00	50.00 - 60.00	2600.00 - 2700.00	140.00 - 160.00
Kandy	40.00 - 50.00	15.00 - 20.00	130.00 - 140.00	50.00 - 60.00	90.00 - 100.00	70.00 - 80.00	80.00 - 110.00	40.00 - 50.00	2000.00 - 2500.00	150.00 - 160.00
Puttalam	-	-	-	-	-	-	-	-	-	-
Hambantota	25.00 - 30.00	-	130.00 - 140.00	-	-	80.00 - 110.00	60.00 - 70.00	40.00 - 50.00	2200.00 - 2500.00	140.00 - 150.00
Rathnapura	-	-	-	-	-	-	-	-	-	-
Matara	-	-	130.00 - 140.00	55.00 - 60.00	140.00 - 160.00	100.00 - 140.00	60.00 - 75.00	50.00 - 60.00	2300.00 - 2500.00	140.00 - 160.00
Galle	70.00 - 75.00	20.00 - 25.00	150.00 - 200.00	90.00 - 120.00	140.00 - 160.00	100.00 - 120.00	-	75.00 - 80.00	2000.00 - 2800.00	120.00 - 130.00
Tissamaharama	-	-	-	-	-	-	-	-	-	-
Meegoda (DEC)	-	-	120.00 - 150.00	-	-	-	85.00 - 100.00	50.00 - 60.00	2000.00 - 2200.00	120.00 - 120.00
Embilipitiya	40.00 - 60.00	20.00 - 30.00	120.00 - 150.00	-	-	80.00 - 100.00	80.00 - 120.00	12.00 - 20.00	2400.00 - 2700.00	140.00 - 160.00
Jaffna	40.00 - 55.00	-	130.00 - 150.00	130.00 - 150.00	100.00 - 150.00	50.00 - 55.00	120.00 - 150.00	-	2900.00 - 3000.00	150.00 - 170.00
Vavuniya	-	-	100.00 - 140.00	60.00 - 75.00	-	-	-	-	2300.00 - 2450.00	150.00 - 180.00
Mannar	40.00 - 50.00	-	80.00 - 100.00	-	-	100.00 - 150.00	100.00 - 125.00	120.00 - 140.00	2500.00 - 2800.00	180.00 - 220.00
Killinochchi	50.00 - 60.00	-	100.00 - 120.00	-	150.00 - 160.00	-	-	-	2400.00 - 2500.00	200.00 - 220.00
Mullaittivu	35.00 - 40.00	-	100.00 - 120.00	-	-	-	-	-	-	120.00 - 160.00
Batticaloa	-	-	100.00 - 120.00	75.00 - 80.00	140.00 - 150.00	80.00 - 90.00	90.00 - 100.00	-	2100.00 - 2200.00	180.00 - 200.00
Trincomalee	54.00 - 60.00	38.00 - 40.00	100.00 - 120.00	80.00 - 84.00	60.00 - 65.00	80.00 - 82.00	104.00 - 105.00	-	2400.00 - 2500.00	190.00 - 220.00
Veyangoda	-	-	-	-	-	-	-	-	-	-
Galenbindunuwewa	-	-	100.00 - 120.00	-	-	-	50.00 - 80.00	-	2500.00 - 2800.00	120.00 - 140.00
Bandarawela	-	-	160.00 - 170.00	40.00 - 42.00	140.00 - 150.00	50.00 - 55.00	80.00 - 90.00	50.00 - 60.00	2500.00 - 2600.00	180.00 - 200.00
Matale	40.00 - 50.00	30.00 - 35.00	100.00 - 120.00	50.00 - 60.00	150.00 - 160.00	70.00 - 80.00	90.00 - 110.00	50.00 - 60.00	2000.00 - 2200.00	130.00 - 150.00

Table 09: Selected Markets: Wholesale Price of Fresh Fish & Eggs (Rs/kg & Rs/egg)

Week 23: 31 May - 06 June 2024

Locations	Sea Fish					
	Salaya	Hurulla	Balaya	Kelawalla	Thora	Paraw
Colombo	500.00 – 650.00	900.00 – 1150.00	1100.00 – 1400.00	1400.00 – 1700.00	2400.00 – 3600.00	1600.00 – 1750.00
Kandy	700.00 – 720.00	-	1200.00 – 1250.00	1700.00 – 1800.00	-	1500.00 – 1600.00
Kaluthara	550.00 – 650.00	-	1400.00 – 1500.00	1800.00 – 1900.00	-	-
Puttalam	-	-	-	-	-	-
Matara	550.00 – 650.00	-	-	1400.00 – 1550.00	-	-
Hambantota	500.00 – 550.00	-	-	1600.00 – 1700.00	-	-
Galle	-	-	1200.00 – 1500.00	1400.00 – 1600.00	-	1500.00 – 1500.00
Batticaloa	350.00 – 400.00	800.00 – 850.00	1200.00 – 1300.00	1500.00 – 1650.00	1700.00 – 1800.00	1600.00 – 1700.00
Trincomalee	460.00 – 500.00	900.00 – 950.00	1200.00 – 1250.00	1800.00 – 1850.00	2100.00 – 2200.00	1720.00 – 1780.00
Mannar	380.00 – 400.00	680.00 – 700.00	800.00 – 850.00	-	-	1050.00 – 1100.00

Locations	Sea Fish				Eggs	
	Mora	Shrimps	Thalapath	Teppeli	Brown	White
Colombo	-	1650.00 – 1850.00	2000.00 – 2600.00	-	47.00 – 48.00	45.00 – 46.00
Kandy	-	1800.00 – 2000.00	2300.00 – 2400.00	-	46.00 – 47.00	43.00 – 45.00
Kaluthara	-	-	-	-	-	-
Puttalam	-	-	-	-	-	-
Matara	-	1950.00 – 2000.00	-	-	47.00 – 48.00	46.00 – 47.00
Hambantota	-	-	-	-	-	46.00 – 48.00
Galle	-	-	-	-	43.00 – 44.00	43.00 – 45.00
Batticaloa	1000.00 – 1050.00	1600.00 – 1700.00	1600.00 – 1700.00	-	48.00 – 48.00	47.00 – 48.00
Trincomalee	1800.00 – 1860.00	1050.00 – 1100.00	-	-	47.00 – 48.00	46.00 – 47.00
Mannar	1750.00 – 1800.00	1150.00 – 1200.00	-	-	48.00 – 49.00	45.00 – 46.00

Table 10: Selected Markets: Wholesale Price of Dried Fish (Rs/50kg)

Week 23: 31 May - 06 June 2024

Locations	Local Dried Fish					
	Sprats	Kattawa	Thora	Mora	Balaya	Anguluwa
Colombo	75000 – 82500	-	-	90000 – 95000	47500 – 57500	-
Kandy	70000 – 72500	-	-	90000 – 95000	47500 – 51500	45000 – 47500
Batticaloa	40000 – 43000	90000 – 92500	-	85000 – 87500	47500 – 50000	52500 – 55000
Trincomalee	54000 – 55000	-	-	-	45800 – 49500	39000 – 40000
Mannar	50000 – 52500	80000 – 110000	-	65000 – 70000	45000 – 50000	35000 – 37500

Locations	Local Dried Fish			Imported Dried Fish		
	Maduwa	Koduwa	Salaya	Sprats	Kattawa	Thora
Colombo	65000 – 80000	-	27500 – 35000	35000 – 45000	62500 – 70000	-
Kandy	68750 – 70000	-	25000 – 27500	38000 – 45000	67500 – 70000	-
Batticaloa	50000 – 55000	-	35000 – 37500	50000 – 53000	-	-
Trincomalee	53000 – 54000	-	32000 – 34000	49250 – 49750	98000 – 99000	-
Mannar	60000 – 65000	-	30000 – 32500	55000 – 60000	-	-

Locations	Imported Dried Fish					
	Mora	Balaya	Anguluwa	Maduwa	Koduwa	Salaya
Colombo	-	-	65000 – 72500	-	-	-
Kandy	-	-	-	-	-	-
Batticaloa	-	-	-	-	-	-
Trincomalee	-	-	-	-	-	-
Mannar	-	-	-	-	-	-

Table 12: Selected Markets: Retail Price of Dried Fish (Rs/kg)

Week 23: 31 May - 06 June 2024

LOCATIONS	Dried Fish													
	Sprats-Imported		Kattawa		Thora		Mora		Balaya		Anguluwa		Salaya	
Colombo	1200.00	1500.00	2000.00	2500.00	-	-	2000.00	2600.00	1600.00	1800.00	2200.00	2400.00	1000.00	1100.00
Gampaha	-	-	-	-	-	-	-	-	-	-	-	-	-	-
Kurunegala	1100.00	1400.00	1900.00	2200.00	3000.00	3000.00	2200.00	2300.00	1200.00	1600.00	1500.00	1600.00	700.00	800.00
Nikaweratiya	-	-	-	-	-	-	-	-	-	-	-	-	-	-
Dambulla	1000.00	1100.00	2200.00	2300.00	-	-	2200.00	2400.00	1300.00	1400.00	2000.00	2200.00	-	-
Anuradhapura	1000.00	1200.00	2200.00	2400.00	-	-	2200.00	2400.00	1200.00	1600.00	2000.00	2200.00	900.00	1000.00
Thambuththegama	-	-	-	-	-	-	-	-	-	-	-	-	-	-
Polonnaruwa	-	-	-	-	-	-	-	-	-	-	-	-	-	-
Kaluthara	1000.00	1100.00	1900.00	2000.00	-	-	2000.00	2100.00	1200.00	1300.00	1900.00	2000.00	-	-
Badulla	1000.00	1200.00	2200.00	2200.00	-	-	-	-	1200.00	1200.00	1800.00	1800.00	-	-
Keppetipola	1250.00	1280.00	2350.00	2380.00	-	-	2260.00	2300.00	1260.00	1280.00	2200.00	2250.00	880.00	900.00
Moneragala	1120.00	1200.00	2000.00	2200.00	-	-	2000.00	2200.00	1400.00	1500.00	1800.00	2200.00	900.00	1000.00
Kegalle	1000.00	1250.00	2000.00	2200.00	-	-	2000.00	2100.00	1200.00	1300.00	-	-	-	-
Ampara	-	-	-	-	-	-	2000.00	2400.00	1300.00	1550.00	1200.00	1200.00	-	-
Dehiattakandiya	1000.00	1200.00	2000.00	2400.00	-	-	2000.00	2400.00	1600.00	1800.00	2200.00	2200.00	-	-
Nuwaraeliya	1250.00	1300.00	2350.00	2450.00	-	-	2200.00	2250.00	1250.00	1300.00	2200.00	2250.00	860.00	900.00
Kandy	1000.00	1300.00	2000.00	2200.00	-	-	2200.00	2400.00	1400.00	1500.00	2000.00	2100.00	950.00	1000.00
Puttalam	-	-	-	-	-	-	-	-	-	-	-	-	-	-
Hambantota	1150.00	1200.00	1900.00	2100.00	-	-	-	-	1100.00	1300.00	2000.00	2100.00	-	-
Rathnapura	-	-	-	-	-	-	-	-	-	-	-	-	-	-
Matara	1000.00	1200.00	1900.00	2000.00	-	-	1900.00	2000.00	1250.00	1400.00	2000.00	2000.00	-	-
Galle	1400.00	1400.00	1800.00	2200.00	-	-	2000.00	2200.00	1200.00	1300.00	1750.00	1800.00	1000.00	1200.00
Tissamaharama	-	-	-	-	-	-	-	-	-	-	-	-	-	-
Meegoda	1000.00	1000.00	1800.00	2000.00	-	-	2000.00	2200.00	1600.00	1600.00	1900.00	1900.00	800.00	1000.00
Embilipitiya	1200.00	1350.00	2100.00	2200.00	-	-	2000.00	2200.00	1350.00	1600.00	2100.00	2300.00	750.00	950.00
Jaffna	1000.00	1100.00	1800.00	2000.00	3100.00	3250.00	2150.00	2300.00	1280.00	1350.00	1200.00	1300.00	-	-
Vavuniya	-	-	1800.00	1800.00	-	-	-	-	-	-	-	-	1000.00	1100.00
Mannar	1100.00	1150.00	1800.00	2400.00	-	-	1500.00	1600.00	1100.00	1200.00	800.00	900.00	700.00	800.00
Killinochchi	1000.00	1100.00	2400.00	2500.00	-	-	1800.00	1900.00	1650.00	1700.00	900.00	1000.00	800.00	900.00
Mullaittivu	1300.00	1500.00	1900.00	2000.00	-	-	-	-	1100.00	1200.00	-	-	900.00	1000.00
Batticaloa	1000.00	1100.00	2000.00	2100.00	-	-	1900.00	2000.00	1100.00	1200.00	1100.00	1200.00	900.00	1000.00
Trincomalee	1150.00	1220.00	2350.00	2400.00	-	-	-	-	1100.00	1150.00	880.00	940.00	750.00	820.00
Veyangoda	-	-	-	-	-	-	-	-	-	-	-	-	-	-
Galenbindunuwewa	1000.00	1200.00	2200.00	2400.00	-	-	2000.00	2200.00	1300.00	1500.00	2000.00	2200.00	900.00	1000.00
Bandarawela	1200.00	1250.00	2300.00	2350.00	-	-	1800.00	2000.00	1300.00	1400.00	-	-	1200.00	1300.00
Matale	1000.00	1200.00	2300.00	2400.00	-	-	2300.00	2400.00	1400.00	1500.00	2100.00	2300.00	800.00	900.00

Table 13: Selected Markets: Retail Price of Meat (Rs/kg)

Week 23: 31 May - 06 June 2024

LOCATIONS	Meat		Meat (Chicken)		Meat					
	Beef		Broiler	Curry	Mutton	Pork				
Colombo	2200.00	- 2500.00	1250.00	- 1410.00	1000.00	- 1400.00	3200.00	- 3400.00	1250.00	- 1300.00
Gampaha	-		-		-		-		-	
Kurunegala	2000.00	- 2100.00	1200.00	- 1260.00	-		3000.00	- 3200.00	1450.00	- 1500.00
Nikaweratiya	-		-		-		-		-	
Dambulla	-		1200.00	- 1250.00	-		-		1300.00	- 1500.00
Anuradhapura	2400.00	- 2400.00	1050.00	- 1200.00	-		3400.00	- 3600.00	1300.00	- 1500.00
Thambuththegama	-		-		-		-		-	
Polonnaruwa	-		-		-		-		-	
Kaluthara	2300.00	- 2400.00	1200.00	- 1250.00	-		-		1380.00	- 1420.00
Badulla	2100.00	- 2100.00	1400.00	- 1400.00	1650.00	- 1750.00	2900.00	- 2900.00	1650.00	- 1650.00
Keppetipola	2100.00	- 2200.00	1280.00	- 1350.00	1400.00	- 1450.00	3000.00	- 3100.00	-	
Moneragala	2300.00	- 2300.00	1250.00	- 1400.00	1500.00	- 1600.00	-		1500.00	- 1600.00
Kegalle	2300.00	- 2300.00	1150.00	- 1250.00	-		3000.00	- 3000.00	1500.00	- 1600.00
Ampara	2100.00	- 2200.00	1100.00	- 1200.00	1200.00	- 1300.00	-		1500.00	- 1800.00
Dehiattakandiya	-		1180.00	- 1250.00	-		-		1280.00	- 1340.00
Nuwaraeliya	2250.00	- 2300.00	1300.00	- 1350.00	1450.00	- 1480.00	3200.00	- 3300.00	1450.00	- 1500.00
Kandy	2200.00	- 2200.00	1150.00	- 1160.00	1275.00	- 1300.00	3100.00	- 3200.00	1400.00	- 1450.00
Puttalam	-		-		-		-		-	
Hambantota	-		1200.00	- 1250.00	-		-		-	
Rathnapura	-		-		-		-		-	
Matara	-		1250.00	- 1300.00	-		-		-	
Galle	2400.00	- 2400.00	1200.00	- 1300.00	1300.00	- 1350.00	3300.00	- 3300.00	-	
Tissamaharama	-		-		-		-		-	
Meegoda	-		1190.00	- 1270.00	1200.00	- 1400.00	-		1250.00	- 1250.00
Embilipitiya	2150.00	- 2200.00	1000.00	- 1150.00	1200.00	- 1320.00	2900.00	- 3000.00	1450.00	- 1600.00
Jaffna	2000.00	- 2100.00	1300.00	- 1400.00	1500.00	- 1550.00	3450.00	- 3600.00	-	
Vavuniya	2000.00	- 2150.00	1350.00	- 1450.00	1500.00	- 1600.00	3000.00	- 3200.00	-	
Mannar	2000.00	- 2200.00	1380.00	- 1400.00	1600.00	- 1700.00	-		-	
Killinochchi	2000.00	- 2050.00	1350.00	- 1380.00	1750.00	- 1800.00	3300.00	- 3400.00	-	
Mullaittivu	-		1650.00	- 1700.00	-		-		-	
Batticaloa	1900.00	- 1900.00	1200.00	- 1250.00	1400.00	- 1500.00	3200.00	- 3250.00	-	
Trincomalee	2100.00	- 2160.00	1260.00	- 1320.00	1850.00	- 1900.00	3460.00	- 3500.00	-	
Veyangoda	-		-		-		-		-	
Galenbindunuwewa	1900.00	- 2000.00	1120.00	- 1130.00	-		-		1400.00	- 1500.00
Bandarawela	2350.00	- 2400.00	1150.00	- 1200.00	1300.00	- 1350.00	2800.00	- 2800.00	-	
Matale	2000.00	- 2200.00	1100.00	- 1230.00	1400.00	- 1450.00	2900.00	- 3000.00	1400.00	- 1600.00

Table 14: Colombo: Wholesale Prices (Rs/kg or Rs/piece)

Week 23: 31 May - 06 June 2024

COMMODITY	Range	Average Price			Change Compared to		COMMODITY	Range	Average Price			Change Compared to	
		This Week	Last Week	Last Year	Last Week (%)	Last Year (%)			This Week	Last Week	Last Year	Last Week (%)	Last Year (%)
Rice							Coconut						
Local							Large						
Samba 1	235.00 - 240.00	237.30	234.75	214.55	1.09	10.60	105.00 - 110.00	107.50	102.50	94.10	4.88	14.24	
Samba 2	228.00 - 230.00	229.50	227.25	206.80	0.99	10.98	Small	85.00 - 95.00	91.11	89.25	85.55	2.09	6.50
Keeri Samba	300.00 - 320.00	310.00	316.43	223.50	-2.03	38.70	Fruits (Rs/fruit)						
Nadu 1	210.00 - 215.00	212.00	211.25	204.73	0.36	3.55	Plantain						
Nadu 2	205.00 - 207.00	205.22	206.00	197.50	-0.38	3.91	Ambul (Rs/kg)	80.00 - 120.00	99.17	140.77	201.54	-29.55	-50.80
Raw (Red)	180.00 - 190.00	184.80	180.63	198.30	2.31	-6.81	Kolikuttu (Rs/kg)	250.00 - 300.00	276.67	343.33	395.83	-19.42	-30.10
Raw (White)	200.00 - 210.00	206.00	201.67	194.50	2.15	5.91	Seeni (Rs/kg)	80.00 - 120.00	96.67	136.67	130.00	-29.27	-25.64
Imported							Anamalu						
Samba	265.00 - 270.00	266.63		209.20		27.45	20.00 - 25.00	23.00	29.17	20.50	-21.15	12.20	
Nadu							Ambun	27.00 - 32.00	29.67	35.00	25.67	-15.24	15.57
Raw (Red)							Papaw(Rs/kg)	60.00 - 120.00	90.00	143.33	154.29	-37.21	-41.67
Raw (White)				169.30			Passion Fruit	60.00 - 70.00	66.00	50.09	28.40	31.76	132.39
Dried Chillies							Pineapple Large						
Imported	750.00 - 800.00	769.00	1047.14	1392.00	-26.56	-44.76	450.00 - 650.00	545.00	443.08	582.50	23.00	-6.44	
Onion							Pineapple Medium						
Sinnan							350.00 - 450.00	395.00	353.33	490.00	11.79	-19.39	
Vedalan	400.00 - 450.00	427.78					Pineapple Small	270.00 - 350.00	305.00	276.67	390.00	10.24	-21.79
Imported	350.00 - 400.00	372.50	450.00	591.50	-17.22	-37.02	Mango						
Big Onion							Betti						
Imported	170.00 - 230.00	196.00	430.00	162.50	-54.42	20.62	20.00 - 27.00	22.78	29.00	14.44	-21.46	57.74	
Local							Karthakolomban						
							60.00 - 100.00	75.45	45.00	70.00	67.68	7.79	
Potato							Vilad						
Welimada							30.00 - 50.00	40.00	30.50	56.25	31.15	-28.89	
N'Eliya	240.00 - 260.00	248.57	340.00	420.00	-26.89	-40.82	Kohu	16.00 - 22.00	19.45	#DIV/0!	#DIV/0!		
Imported	155.00 - 180.00	167.86	168.13	165.30	-0.16	1.55	Other						
Pulses							Wood Apple						
Green Gram	950.00 - 1100.00	1022.50	911.67	1165.00	12.16	-12.23	140.00 - 170.00	155.00	30.50	38.90	408.20	298.46	
Cowpea (White)	750.00 - 850.00	805.71	1100.00	1300.63	-26.75	-38.05	80.00 - 100.00	94.00	146.67	49.09	-35.91	91.49	
Cowpea (Red)	730.00 - 800.00	765.71	1150.00	1330.00	-33.42	-42.43	Avocado	50.00 - 80.00	65.00	278.33	164.00	-76.65	-60.37
Red Dhal	275.00 - 280.00	276.67	299.00	357.80	-7.47	-22.68	Siime Apple	16.00 - 22.00	19.11	55.00	30.89	-65.25	-38.13
Vegetable							Grapes (Imp., Rs/kg)						
Beans (Butter)							1600.00 - 1700.00	1657.14	1375.00	1613.75	20.52	2.69	
Beans(Green)	350.00 - 700.00	513.00	475.00	600.00	8.00	-14.50	King Coconut	140.00 - 160.00	148.89	93.75	106.25	58.81	40.13
Carrot	120.00 - 150.00	133.00	417.00	232.00	-68.11	-42.67	Sea Fish						
Leeks	350.00 - 450.00	392.00	220.00	274.00	78.18	43.07	Salaya						
Beetroot	250.00 - 350.00	314.29	398.33	377.50	-21.10	-16.75	500.00 - 650.00	582.50	325.00	398.00	79.23	46.36	
Knolkhol	200.00 - 250.00	222.00	222.00	232.00	0.00	-4.31	Hurulla	900.00 - 1150.00	1003.33	746.00	726.00	34.50	38.20
Raddish	150.00 - 200.00	170.00	151.00	106.00	12.58	60.38	Balaya	1100.00 - 1400.00	1265.83	928.00	818.00	36.40	54.75
Cabbage	50.00 - 100.00	72.00	370.00	123.00	-80.54	-41.46	Kelawalla	1400.00 - 1700.00	1560.00	1388.00	1270.00	12.39	22.83
Tomato	130.00 - 200.00	165.00	474.00	175.00	-65.19	-5.71	Thora	2400.00 - 3600.00	2883.33	2580.00	2420.00	11.76	19.15
Ladies Fingers	70.00 - 150.00	109.00	135.00	135.00	-19.26	-19.26	Paraw	1600.00 - 1750.00	1666.67	1450.00	1163.00	14.94	43.31
Brinjal	350.00 - 400.00	370.00	548.00	208.00	-32.48	77.88	Mora	-	-	1180.00	-	-	
Capsicum	300.00 - 420.00	362.00	448.00	665.00	-19.20	-45.56	Shrimps	1650.00 - 1850.00	1740.00	1720.00	1585.00	1.16	9.78
Pumpkin	70.00 - 80.00	76.00	154.00	130.00	-50.65	-41.54	Thalalpath	2000.00 - 2600.00	2266.67	1700.00	1730.00	33.33	31.02
Cucumber	80.00 - 120.00	100.00	112.00	72.00	-10.71	38.89	Eggs						
Bitter Gourd	400.00 - 600.00	503.00	347.00	304.00	44.96	65.46	Brown						
Snake Gourd	280.00 - 300.00	292.00	208.00	227.00	40.38	28.63	47.00 - 48.00	47.56	57.75	-	-17.64	#VALUE!	
Drumstick							White	45.00 - 46.00	45.63	54.50	60.50	-16.28	-24.59
Luffa	250.00 - 280.00	267.00	344.00	216.00	-22.38	23.61	Dried Fish						
Long Beans	150.00 - 250.00	202.00	147.00	280.00	37.41	-27.86	Sprats						
Ash Plantain	120.00 - 150.00	140.00	282.00	217.00	-50.35	-35.48	1500.00 - 1650.00	1555.38	1331.00	1343.00	16.86	15.81	
Green Chillies	120.00 - 280.00	202.00	1075.00	305.00	-81.21	-33.77	Sprats (Imported)	700.00 - 900.00	796.67	978.33	898.33	-18.57	-11.32
Lime	800.00 - 1100.00	950.00	295.00	116.00	222.03	718.97	Kattawa	-	-	-	-	-	
Root Crops							Kattawa (Imported)						
Sweet Potato	160.00 - 180.00	170.00	88.00	136.00	93.18	25.00	1250.00 - 1400.00	1316.67	1268.00	1693.00	3.84	-22.23	
Manioc	100.00 - 120.00	110.00	90.00	146.00	22.22	-24.66	Thora	-	-	-	-	-	
Leafy Vegetable							Thora (Imported)						
Mukunuwenna	40.00 - 55.00	47.50	50.00	58.00	-5.00	-18.10	Mora	1800.00 - 1900.00	1868.33	1737.00	1765.00	7.56	5.85
Kankun	40.00 - 55.00	47.50	50.00	58.00	-5.00	-18.10	Mora (Imported)	-	-	-	-	-	
Gotukola (Rs/kg)	250.00 - 280.00	260.00	290.00	244.00	-10.34	6.56	Balaya	950.00 - 1150.00	1040.00	917.00	873.00	13.41	19.13

This Week: Week 23: 31 May - 06 June 2024
 Last Week: Week 22: 24 - 30 May 2024

Table 15: Colombo &Suburbs: Retail Prices (Rs/kg or Rs/piece)

Week 23: 31 May - 06 June 2024

COMMODITY	Range	Average Price			Change Compared to		COMMODITY	Range	Average Price			Change Compared to	
		This Week	Last Week	Last Year	Last Week	Last Year (%)			This Week	Last Week	Last Year	Last Week	Last Year (%)
<u>Rice</u>													
Local													
Samba 1	230.00 - 260.00	253.60	252.14	228.33	1.46	11.07	Large	105.00 - 120.00	116.25	120.32	111.04	-4.07	4.69
Samba 2	-	-	-	218.33	-	-	Small	85.00 - 100.00	92.50	96.33	89.95	-3.83	2.83
Keeri Samba	-	-	-	256.00	-	-	<u>Fruits (Rs/fruit)</u>						
Nadu 1	220.00 - 230.00	224.55	224.25	221.21	0.30	1.51	Plantain						
Nadu 2	220.00 - 220.00	220.00	-	214.81	-	-	Ambul (Rs/kg)	200.00 - 300.00	246.96	226.25	267.78	20.71	-7.78
Raw (Red)	190.00 - 220.00	205.79	206.19	215.88	-0.40	-4.67	Kolikuttu (Rs/kg)	450.00 - 550.00	501.76	489.17	520.27	12.59	-3.56
Raw (White)	210.00 - 220.00	215.50	215.24	210.91	0.26	2.18	Seeni (Rs/kg)	150.00 - 280.00	225.45	221.30	222.16	4.15	1.48
Imported													
Samba	-	-	-	220.31	-	-	Anamalu	30.00 - 42.00	34.88	38.13	28.15	-3.26	23.89
Nadu	-	-	-	197.07	-	-	Ambun	35.00 - 56.00	47.19	49.96	34.60	-2.77	36.39
Raw (Red)	-	-	-	-	-	-	Papaw(Rs/kg)	180.00 - 350.00	248.50	229.17	297.50	19.33	-16.47
Raw (White)	-	-	-	189.09	-	-	Passion Fruit	65.00 - 100.00	80.00	64.71	45.77	15.29	74.79
<u>Dried Chillies</u>													
Imported	1100.00 - 1300.00	1250.00	1313.64	1791.67	-63.64	-30.23	Pineapple Large	480.00 - 650.00	550.77	524.77	638.67	26.00	-13.76
<u>Onion</u>													
Sinnan	-	-	-	-	-	-	Pineapple Medium	380.00 - 550.00	460.59	426.67	560.00	33.92	-17.75
Vedalan	-	-	-	-	-	-	Pineapple Small	280.00 - 450.00	370.71	347.69	465.36	23.02	-20.34
Imported	480.00 - 600.00	512.22	594.62	730.30	-82.40	-29.86	Mango						
Big Onion													
Imported	420.00 - 480.00	456.50	510.00	203.94	-53.50	123.84	Betti	-	-	-	-	-	-
Local	-	-	-	-	-	-	Karthakolomban	66.00 - 200.00	108.20	99.90	144.19	8.30	-24.96
<u>Potato</u>													
Welimada	-	-	-	-	-	-	Vilad	-	-	-	-	-	-
N'Eliya	400.00 - 440.00	417.50	415.63	458.00	1.87	-8.84	Kohu	-	-	-	-	-	-
Imported	180.00 - 220.00	197.65	212.50	198.75	-14.85	-0.55	Other						
Pulses													
Green Gram	1000.00 - 1400.00	1169.47	1163.04	1292.50	6.43	-9.52	Wood Apple	40.00 - 120.00	72.00	62.05	72.79	9.95	-1.09
Cowpea (White)	1200.00 - 1400.00	1307.14	1255.00	1375.00	52.14	-4.94	Orange	180.00 - 250.00	206.00	206.36	110.45	-0.36	86.51
Cowpea (Red)	1200.00 - 1400.00	1300.00	1263.64	1374.00	36.36	-5.39	Avocado	260.00 - 300.00	280.00	-	170.00	-	64.71
Red Dhal	320.00 - 360.00	339.50	340.80	381.71	-1.30	-11.06	Slime Apple	50.00 - 120.00	80.83	82.47	87.59	-1.64	-7.71
<u>Vegetable</u>													
Beans (Butter)	-	-	-	-	-	-	Grapes (Imp., Rs/kg)	1500.00 - 2500.00	2053.85	2064.71	2123.81	-10.86	-3.29
Beans(Green)	460.00 - 800.00	678.70	668.97	699.63	9.73	-2.99	King Coconut	100.00 - 150.00	131.11	143.18	140.48	-12.07	-6.67
Carrot	700.00 - 1000.00	807.50	598.46	354.07	209.04	128.06	Sea Fish						
Leeks	380.00 - 700.00	531.82	388.85	438.85	142.97	21.18	Salaya	500.00 - 600.00	579.33	564.76	602.31	14.57	-3.81
Beetroot	550.00 - 900.00	743.75	637.60	553.60	106.15	34.35	Hurulla	720.00 - 1000.00	868.33	928.46	883.20	-60.13	-1.68
Knolkhol	350.00 - 600.00	492.31	435.79	351.50	56.52	40.06	Balaya	1100.00 - 1800.00	1337.50	1508.33	1488.33	-170.83	-10.13
Raddish	220.00 - 400.00	317.92	312.86	204.81	5.06	55.23	Kelawalla	1500.00 - 2600.00	2134.62	2139.47	2350.00	-4.85	-9.17
Cabbage	550.00 - 800.00	700.42	550.00	239.31	150.42	192.68	Thora	2700.00 - 4000.00	3258.33	3453.33	3272.22	-195.00	-0.42
Tomato	480.00 - 1000.00	745.24	643.08	255.56	102.16	191.61	Paraw	1500.00 - 2600.00	2080.00	2282.50	2203.75	-202.50	-5.62
Ladies Fingers	250.00 - 420.00	348.26	343.10	242.14	5.16	43.83	Mora	-	-	-	-	-	-
Brinjal	500.00 - 900.00	689.52	765.17	444.81	-75.65	55.02	Shrimps	2000.00 - 2100.00	2007.14	2086.11	1811.20	-78.97	10.82
Capsicum	650.00 - 1000.00	822.92	774.07	932.00	48.85	-11.70	Thalpath	2000.00 - 2800.00	2717.65	2770.45	2780.77	-52.80	-2.27
Pumpkin	180.00 - 340.00	278.40	274.44	229.63	3.96	21.24	Eggs						
Cucumber	140.00 - 320.00	229.57	253.08	191.43	-23.51	19.92	Brown	54.00 - 56.00	55.29	57.88	63.00	-2.59	-12.23
Bitter Gourd	350.00 - 700.00	543.48	567.14	471.15	-23.66	15.35	White	51.00 - 54.00	52.35	55.11	61.79	-2.76	-15.27
Snake Gourd	250.00 - 480.00	394.78	399.20	400.00	-4.42	-1.30	Dried Fish						
Drumstick	-	-	-	-	-	-	Sprats	1800.00 - 2400.00	2035.29	1945.83	1739.29	89.46	17.02
Luffa	300.00 - 600.00	506.67	515.00	368.00	-8.33	37.68	Sprats (Imported)	1200.00 - 1500.00	1433.33	1463.64	1328.00	-30.31	7.93
Long Beans	240.00 - 520.00	349.52	361.43	406.40	-11.91	-14.00	Kattawa	2000.00 - 2500.00	2336.84	2325.00	2482.61	11.84	-5.87
Ash Plantain	320.00 - 500.00	384.58	388.46	311.54	-3.88	23.45	Thora	-	-	-	-	-	-
Green Chillies	1200.00 - 2400.00	1780.43	1600.00	530.36	180.43	235.70	Mora	2000.00 - 2600.00	2417.65	2405.00	2454.17	12.65	-1.49
Lime	300.00 - 1000.00	671.30	661.85	304.62	9.45	120.37	Balaya	1600.00 - 1800.00	1705.26	1704.55	1469.23	0.71	16.07
<u>Root Crops</u>													
Sweet Potato	150.00 - 320.00	253.91	240.74	238.46	13.17	6.48	Anguluwa	2200.00 - 2400.00	2342.86	2430.77	2500.00	-87.91	-6.29
Manioc	150.00 - 240.00	203.50	211.72	215.36	-8.22	-5.51	Maduwa	-	-	-	-	-	-
<u>Leafy Vegetable</u>													
Mukunuwenna	60.00 - 100.00	78.18	73.33	81.50	4.85	-4.07	Koduwa	-	-	-	-	-	-
Kankun	60.00 - 100.00	77.73	73.33	81.50	4.40	-4.63	Salaya	1000.00 - 1100.00	1046.15	1150.00	1310.71	-103.85	-20.18
Gotukola	100.00 - 120.00	101.82	101.33	125.00	0.49	-18.55	Meat						
Beef (without Bones)													
Chicken (Broiler)													
Chicken (Curry)													
Mutton													
Pork													

This Week: Week 23: 31 May - 06 June 2024
Last Week: Week 22: 24 - 30 May 2024

Table 16: Farmgate/Producer Prices of Food Commodities in Selected Producing Areas (Rs/kg)

Week 23: 31 May - 06 June 2024

COMMODITY	Range	Average Price	COMMODITY	Range	Average Price	COMMODITY	Range	Average Price
<u>Paddy</u>			<u>Vegetable (Up Country)</u>			<u>Snake Gourd</u>		
Short Grain			Beans			Dambulla	230.00 – 260.00	244.00
A'pura	123.00 – 125.00	123.80	Dambulla	340.00 – 400.00	374.00	Hambantota	260.00 – 280.00	270.00
P'naruwa	-		Welimada	320.00 – 330.00	324.00	Embilipitiya	200.00 – 240.00	222.50
Kalawewa	-		Badulla	-		Matara	-	
Kurunegala	122.00 – 126.00	124.50	Carrot			A'pura	260.00 – 280.00	268.00
Dehiattakandiya	120.00 – 122.00	121.33	N'Eliya	90.00 – 100.00	95.00	Luffa		
Nikaweratiya	-		Welimada	70.00 – 80.00	76.00	Dambulla	190.00 – 220.00	205.00
Ampara	120.00 – 125.00	121.67	Hanguranketha	70.00 – 100.00	85.60	Hambantota	260.00 – 280.00	270.00
Long Grain (White)			Leeks			Embilipitiya	300.00 – 320.00	307.50
A'pura	115.00 – 117.00	115.80	N'Eliya	330.00 – 345.00	338.00	Matara	-	
P'naruwa	-		Welimada	300.00 – 310.00	304.00	A'pura	260.00 – 280.00	268.00
Kalawewa	-		Beetroot			Green Chillies		
Kurunegala	115.00 – 117.00	116.00	N'Eliya	270.00 – 280.00	275.00	Dambulla	76.00 – 110.00	92.40
Dehiattakandiya	113.00 – 116.00	114.33	Dambulla	250.00 – 280.00	266.67	Hambantota	-	
Embilipitiya	-		Kurunegala	-		Embilipitiya	300.00 – 350.00	328.00
Nikaweratiya	-		Welimada	270.00 – 280.00	276.00	Puttalam	-	
Hambantota	-		Hanguranketha	180.00 – 200.00	192.00	A'pura	180.00 – 200.00	188.00
Ampara	116.00 – 118.00	116.67	Knol Khol			Pumpkin		
Long Grain (Red)			N'Eliya	230.00 – 240.00	235.00	Dambulla	76.00 – 90.00	84.40
Matara	105.00 – 110.00	106.50	Welimada	220.00 – 230.00	226.00	Hambantota	60.00 – 80.00	68.00
Hambantota	105.00 – 107.00	105.75	Hanguranketha	-		Embilipitiya	90.00 – 100.00	96.67
Embilipitiya	106.00 – 110.00	108.50	Raddish			Matara	50.00 – 60.00	55.00
Keeri Samba			N'Eliya	70.00 – 80.00	75.00	A'pura	60.00 – 80.00	68.00
A'pura	145.00 – 150.00	147.00	Welimada	55.00 – 65.00	61.00	Moneragala	50.00 – 60.00	54.00
P'naruwa	-		Hambantota	-		Cucumber		
Kalawewa	-		Hanguranketha	40.00 – 55.00	48.40	A'pura	80.00 – 100.00	88.00
Kurunegala	145.00 – 150.00	146.25	Cabbage			Dambulla	76.00 – 90.00	84.40
Dehiattakandiya	136.00 – 138.00	137.33	N'Eliya	45.00 – 55.00	49.00	Hambantota	70.00 – 90.00	77.50
Red Onion			Welimada	30.00 – 35.00	33.00	Matara	-	
Puttalam	-		Badulla	50.00 – 80.00	63.33	Long Beans		
Jaffna	320.00 – 360.00	344.00	Hanguranketha	35.00 – 60.00	47.00	Dambulla	145.00 – 182.50	166.50
Big Onion			Tomato			Hambantota	-	
Dambulla	-		Welimada	75.00 – 85.00	79.00	Embilipitiya	180.00 – 200.00	194.00
Kalawewa	-		Hambantota	-		Matara	170.00 – 200.00	183.33
A'pura	-		Dambulla	100.00 – 120.00	113.00	A'pura	200.00 – 220.00	208.00
Potato			Hanguranketha	60.00 – 65.00	62.33	Ash Plantain		
N'Eliya	200.00 – 210.00	206.00	Vegetable (Low Country)			Hambantota	-	
Badulla	-		Ladies Fingers			Embilipitiya	100.00 – 120.00	107.50
Welimada	175.00 – 185.00	181.00	A'pura	140.00 – 160.00	148.00	Matara	95.00 – 100.00	96.67
Pulses			Dambulla	130.00 – 140.00	136.00	Lime		
Green Gram			Hambantota	120.00 – 130.00	124.00	Hambantota	-	
Hambantota	-		Embilipitiya	100.00 – 120.00	106.00	Embilipitiya	650.00 – 700.00	675.00
Moneragala	800.00 – 850.00	820.00	Matara	80.00 – 100.00	90.00	Moneragala	700.00 – 800.00	740.00
Embilipitiya	890.00 – 900.00	895.00	Brinjal			Fruits (Rs/kg)		
Nikaweratiya	-		A'pura	280.00 – 300.00	288.00	Banana		
A'pura	800.00 – 850.00	825.00	Dambulla	250.00 – 300.00	274.00	Ambul		
Cowpea			Hambantota	-		Moneragala	40.00 – 50.00	44.00
Hambantota	-		Embilipitiya	190.00 – 220.00	204.00	Embilipitiya	40.00 – 60.00	52.00
Nikaweratiya	-		Matara	240.00 – 260.00	250.00	Hambantota	50.00 – 70.00	60.00
Moneragala	600.00 – 650.00	620.00	Welimada	220.00 – 230.00	226.00	Kolikuttu		
Embilipitiya	740.00 – 750.00	745.00	Capsicum			Moneragala	150.00 – 170.00	158.00
Maize			Badulla	-		Embilipitiya	140.00 – 180.00	160.00
A'pura	145.00 – 150.00	147.50	Welimada	320.00 – 330.00	326.00	Hambantota	-	
Kalawewa	-		Bitter Gourd			Papaw		
Gingelly			A'pura	460.00 – 480.00	468.00	Moneragala	50.00 – 60.00	54.00
A'pura	650.00 – 700.00	675.00	Dambulla	380.00 – 430.00	405.00	Embilipitiya	70.00 – 80.00	75.00
Kalawewa	-		Hambantota	-		Hambantota	80.00 – 90.00	85.00
Black Gram			Embilipitiya	400.00 – 430.00	415.00	Pineapple		
A'pura	600.00 – 650.00	625.00	Matara	300.00 – 330.00	316.67	Divulapitiya	-	
Kalawewa	-							

Annex 01 - Colombo Markets: Retail Prices of Rice and Subsidiary Food Crops (Rs/kg)

Week 23: 31 May - 06 June 2024

28

CROP	PELIYAGODA	MAHARAGAMA	KIRULAPONE	NUGEGODA	NARAHENPITA	DEMATAGODA	THOTALANGA	KADAWATHA	KIRIBATHGODA
<u>Rice</u>									
Local									
Samba 1	240.00 - 270.00	260.00 - 270.00	230.00 - 260.00	240.00 - 240.00	230.00 - 270.00	230.00 - 270.00	250.00 - 270.00	230.00 - 260.00	230.00 - 270.00
Samba 2	-	-	-	-	-	-	-	-	-
Keeri Samba	350.00 - 350.00	350.00 - 360.00	360.00 - 360.00	360.00 - 360.00	360.00 - 380.00	360.00 - 380.00	350.00 - 370.00	350.00 - 360.00	370.00 - 380.00
Nadu 1	220.00 - 225.00	220.00 - 230.00	220.00 - 230.00	220.00 - 220.00	220.00 - 230.00	220.00 - 230.00	220.00 - 230.00	220.00 - 230.00	220.00 - 230.00
Nadu 2	-	-	-	-	-	-	-	-	-
Raw (Red)	190.00 - 210.00	190.00 - 210.00	190.00 - 210.00	190.00 - 200.00	190.00 - 210.00	210.00 - 210.00	190.00 - 210.00	200.00 - 200.00	200.00 - 210.00
Raw (White)	210.00 - 220.00	210.00 - 220.00	210.00 - 220.00	210.00 - 220.00	210.00 - 220.00	220.00 - 220.00	220.00 - 225.00	220.00 - 225.00	220.00 - 225.00
Imported									
Samba	270.00 - 280.00	280.00 - 280.00	280.00 - 280.00	280.00 - 290.00	270.00 - 290.00	270.00 - 290.00	270.00 - 280.00	280.00 - 290.00	280.00 - 280.00
Nadu	-	-	-	-	-	-	-	-	-
Raw (Red)	-	-	-	-	-	-	-	-	-
Raw (White)	-	-	-	-	-	-	-	-	-
<u>Dried Chillies</u>									
Imported	800.00 - 850.00	900.00 - 1100.00	900.00 - 1100.00	1200.00 - 1200.00	1200.00 - 1200.00	1100.00 - 1200.00	900.00 - 1100.00	1000.00 - 1100.00	1100.00 - 1100.00
<u>Red Onion</u>									
Sinnan	-	-	-	-	-	-	-	-	-
Vedalan	-	560.00 - 560.00	560.00 - 560.00	520.00 - 520.00	-	-	-	560.00 - 560.00	-
Imported	400.00 - 450.00	480.00 - 480.00	480.00 - 480.00	480.00 - 490.00	400.00 - 520.00	520.00 - 520.00	480.00 - 520.00	480.00 - 520.00	480.00 - 520.00
<u>Big Onion</u>									
Imported	200.00 - 240.00	250.00 - 260.00	250.00 - 260.00	280.00 - 280.00	200.00 - 280.00	200.00 - 280.00	200.00 - 250.00	200.00 - 260.00	200.00 - 250.00
Local	-	-	-	-	-	-	-	-	-
<u>Potato</u>									
Welimada	-	-	-	-	-	-	-	-	-
N'Eliya	350.00 - 380.00	400.00 - 400.00	400.00 - 400.00	400.00 - 440.00	380.00 - 440.00	380.00 - 380.00	360.00 - 400.00	400.00 - 400.00	360.00 - 400.00
Imported	170.00 - 200.00	240.00 - 240.00	-	220.00 - 220.00	200.00 - 240.00	220.00 - 240.00	200.00 - 220.00	200.00 - 200.00	200.00 - 220.00
<u>Pulses</u>									
Green Gram	1200.00 - 1300.00	1400.00 - 1400.00	1400.00 - 1400.00	1500.00 - 1600.00	1400.00 - 1500.00	1400.00 - 1500.00	1200.00 - 1500.00	1400.00 - 1400.00	1400.00 - 1500.00
Cowpea (White)	900.00 - 900.00	1000.00 - 1100.00	1000.00 - 1000.00	1200.00 - 1200.00	900.00 - 1100.00	1000.00 - 1200.00	1100.00 - 1200.00	1000.00 - 1100.00	1200.00 - 1200.00
Cowpea (Red)	900.00 - 900.00	1100.00 - 1100.00	1000.00 - 1000.00	1100.00 - 1200.00	900.00 - 1100.00	1000.00 - 1200.00	1000.00 - 1100.00	1000.00 - 1100.00	1200.00 - 1200.00
Red Dhal	290.00 - 340.00	320.00 - 340.00	320.00 - 320.00	320.00 - 320.00	320.00 - 360.00	320.00 - 360.00	310.00 - 320.00	320.00 - 330.00	360.00 - 360.00

Annex 02 - Colombo Markets: Retail Prices of Vegetables (Rs/kg) and Coconut (Rs/nut)

Week 23: 31 May - 06 June 2024

29

CROP	PELIYAGODA	MAHARAGAMA	KIRULAPONE	NUGEGODA	NARAHENPITA	DEMATAGODA	THOTALANGA	KADAWATHA	KIRIBATHGODA
<i>Vegetable</i>									
Beans	380.00 - 400.00	720.00 - 740.00	520.00 - 640.00	560.00 - 800.00	660.00 - 800.00	560.00 - 600.00	700.00 - 750.00	760.00 - 800.00	760.00 - 800.00
Carrot	160.00 - 260.00	340.00 - 400.00	240.00 - 340.00	400.00 - 400.00	240.00 - 280.00	400.00 - 400.00	160.00 - 240.00	240.00 - 400.00	340.00 - 420.00
Leeks	380.00 - 450.00	480.00 - 600.00	540.00 - 600.00	600.00 - 600.00	540.00 - 600.00	520.00 - 600.00	380.00 - 450.00	420.00 - 600.00	540.00 - 600.00
Beetroot	360.00 - 450.00	560.00 - 640.00	560.00 - 600.00	600.00 - 760.00	560.00 - 600.00	600.00 - 600.00	440.00 - 460.00	660.00 - 760.00	720.00 - 760.00
Knolkhol	220.00 - 240.00	480.00 - 520.00	480.00 - 520.00	-	400.00 - 500.00	-	300.00 - 400.00	-	-
Raddish	200.00 - 220.00	240.00 - 360.00	340.00 - 400.00	360.00 - 400.00	340.00 - 360.00	-	260.00 - 320.00	400.00 - 400.00	-
Cabbage	130.00 - 160.00	320.00 - 340.00	240.00 - 320.00	320.00 - 360.00	220.00 - 260.00	240.00 - 240.00	140.00 - 180.00	240.00 - 260.00	240.00 - 300.00
Tomato	200.00 - 300.00	320.00 - 400.00	320.00 - 340.00	400.00 - 400.00	240.00 - 260.00	320.00 - 360.00	180.00 - 200.00	240.00 - 340.00	320.00 - 340.00
Ladies Fingers	160.00 - 240.00	320.00 - 320.00	280.00 - 320.00	320.00 - 360.00	240.00 - 260.00	320.00 - 320.00	200.00 - 260.00	300.00 - 340.00	320.00 - 340.00
Brinjal	380.00 - 400.00	420.00 - 480.00	480.00 - 600.00	540.00 - 600.00	500.00 - 540.00	540.00 - 600.00	450.00 - 460.00	400.00 - 420.00	400.00 - 440.00
Capsicum	400.00 - 420.00	560.00 - 600.00	560.00 - 600.00	400.00 - 600.00	450.00 - 480.00	560.00 - 600.00	360.00 - 400.00	460.00 - 480.00	460.00 - 480.00
Pumpkin	120.00 - 160.00	200.00 - 240.00	240.00 - 260.00	320.00 - 320.00	160.00 - 180.00	320.00 - 320.00	120.00 - 140.00	200.00 - 220.00	200.00 - 220.00
Cucumber	140.00 - 180.00	240.00 - 260.00	200.00 - 280.00	240.00 - 320.00	200.00 - 260.00	320.00 - 320.00	140.00 - 200.00	220.00 - 240.00	240.00 - 240.00
Bitter Gourd	500.00 - 600.00	560.00 - 600.00	600.00 - 800.00	540.00 - 600.00	750.00 - 800.00	800.00 - 800.00	600.00 - 760.00	700.00 - 800.00	660.00 - 700.00
Snake Gourd	320.00 - 360.00	400.00 - 480.00	400.00 - 600.00	420.00 - 480.00	440.00 - 480.00	400.00 - 400.00	350.00 - 420.00	560.00 - 600.00	540.00 - 600.00
Drumstick	560.00 - 800.00	800.00 - 1200.00	1000.00 - 1200.00	1100.00 - 1200.00	760.00 - 1200.00	-	700.00 - 1000.00	900.00 - 1100.00	900.00 - 1100.00
Luffa	320.00 - 420.00	460.00 - 480.00	460.00 - 600.00	480.00 - 600.00	450.00 - 500.00	-	350.00 - 460.00	520.00 - 600.00	550.00 - 560.00
Long Beans	260.00 - 280.00	460.00 - 480.00	400.00 - 430.00	400.00 - 420.00	360.00 - 450.00	-	340.00 - 360.00	360.00 - 420.00	420.00 - 440.00
Ash Plantain	160.00 - 220.00	320.00 - 340.00	320.00 - 360.00	320.00 - 360.00	260.00 - 340.00	320.00 - 320.00	160.00 - 180.00	300.00 - 320.00	340.00 - 360.00
Green Chillies	300.00 - 350.00	560.00 - 600.00	460.00 - 600.00	560.00 - 600.00	400.00 - 600.00	580.00 - 600.00	220.00 - 240.00	300.00 - 460.00	400.00 - 420.00
Lime	1000.00 - 1200.00	1400.00 - 1600.00	1600.00 - 1800.00	1600.00 - 2000.00	1400.00 - 2000.00	1600.00 - 1800.00	1000.00 - 1200.00	1600.00 - 1800.00	1600.00 - 1800.00
<i>Root Crops</i>									
Sweet Potato	180.00 - 200.00	240.00 - 320.00	320.00 - 360.00	320.00 - 360.00	280.00 - 360.00	320.00 - 340.00	240.00 - 260.00	320.00 - 340.00	300.00 - 320.00
Manioc	150.00 - 180.00	220.00 - 240.00	240.00 - 260.00	240.00 - 260.00	200.00 - 240.00	240.00 - 260.00	150.00 - 180.00	200.00 - 200.00	240.00 - 260.00
<i>Leafy Vegetable</i>									
Mukunuwenna	50.00 - 60.00	80.00 - 80.00	70.00 - 70.00	80.00 - 80.00	80.00 - 80.00	80.00 - 80.00	50.00 - 60.00	100.00 - 100.00	80.00 - 80.00
Kankun	50.00 - 60.00	80.00 - 80.00	70.00 - 70.00	80.00 - 80.00	80.00 - 80.00	80.00 - 80.00	50.00 - 60.00	100.00 - 100.00	80.00 - 80.00
Gotukola	140.00 - 140.00	120.00 - 140.00	160.00 - 160.00	140.00 - 160.00	150.00 - 160.00	150.00 - 150.00	100.00 - 100.00	110.00 - 110.00	100.00 - 100.00
<i>Coconut</i>									
Large	110.00 - 110.00	120.00 - 130.00	120.00 - 130.00	110.00 - 130.00	110.00 - 120.00	110.00 - 110.00	100.00 - 110.00	110.00 - 120.00	115.00 - 120.00
Small	90.00 - 90.00	90.00 - 100.00	90.00 - 100.00	90.00 - 90.00	90.00 - 95.00	90.00 - 90.00	90.00 - 90.00	90.00 - 90.00	90.00 - 90.00

Annex 03 - Colombo Markets: Retail Prices of Fruits (Rs/fruit)

Week 23: 31 May - 06 June 2024

30

CROP	PELIYAGODA		MAHARAGAMA		KIRULAPONE		NUGEGODA		NARAHENPITA		DEMATAGODA		THOTALANGA		KADAWATHA		KIRIBATHGODA	
<i>Plantain</i>																		
Ambul (Rs/Kg)	150.00	180.00	180.00	240.00	200.00	240.00	200.00	200.00	150.00	240.00	180.00	200.00	150.00	180.00	180.00	200.00	200.00	220.00
Kolikuttu (Rs/Kg)	300.00	320.00	300.00	400.00	400.00	450.00	380.00	380.00	350.00	450.00	400.00	400.00	300.00	350.00	350.00	450.00	400.00	450.00
Seeni (Rs/Kg)	120.00	180.00	220.00	240.00	220.00	240.00	200.00	200.00	200.00	240.00	200.00	200.00	150.00	180.00	200.00	220.00	200.00	200.00
Anamalu	28.00	32.00	43.00	45.00	40.00	45.00	34.00	36.00	37.00	38.00	30.00	35.00	25.00	30.00	32.00	36.00	32.00	35.00
Ambun	35.00	42.00	53.00	55.00	54.00	58.00	50.00	52.00	50.00	52.00	42.00	46.00	40.00	42.00	40.00	45.00	43.00	46.00
<i>Pineapple</i>																		
Large	650.00	650.00	700.00	780.00	850.00	900.00	650.00	650.00	-	-	-	-	-	-	-	-	-	-
Medium	450.00	500.00	480.00	600.00	500.00	600.00	450.00	500.00	450.00	500.00	450.00	450.00	450.00	500.00	450.00	500.00	450.00	450.00
Small	280.00	300.00	320.00	480.00	450.00	500.00	320.00	400.00	300.00	350.00	280.00	300.00	280.00	300.00	350.00	390.00	350.00	350.00
<i>Mango</i>																		
Betti	-	-	-	-	-	-	-	-	-	-	-	-	-	-	-	-	-	-
Karthakolomban	80.00	120.00	80.00	100.00	150.00	160.00	135.00	140.00	80.00	100.00	80.00	100.00	120.00	150.00	90.00	100.00	100.00	120.00
Vilad	-	-	-	-	-	-	60.00	60.00	60.00	60.00	-	-	-	-	-	-	60.00	65.00
Kohu	-	-	-	-	-	-	-	-	-	-	-	-	-	-	-	-	-	-
<i>Other Fruits</i>																		
Wood Apple	160.00	180.00	-	-	-	-	180.00	200.00	-	-	150.00	160.00	-	-	-	-	150.00	160.00
Orange	100.00	120.00	100.00	150.00	170.00	185.00	200.00	200.00	150.00	180.00	-	-	-	-	100.00	120.00	90.00	110.00
Avocado	80.00	120.00	-	-	100.00	150.00	100.00	150.00	80.00	100.00	60.00	80.00	60.00	100.00	100.00	120.00	100.00	140.00
Slime Apple	35.00	40.00	100.00	100.00	80.00	80.00	100.00	100.00	60.00	85.00	45.00	60.00	-	-	80.00	90.00	80.00	90.00
Grapes (Rs/Kg)	1900.00	2000.00	2500.00	2800.00	2600.00	2800.00	2300.00	2500.00	2200.00	2400.00	1900.00	1900.00	1900.00	2000.00	2700.00	2800.00	2200.00	2400.00
Papaw (Rs/Kg)	200.00	250.00	220.00	240.00	200.00	250.00	200.00	220.00	200.00	200.00	200.00	200.00	120.00	130.00	100.00	120.00	100.00	120.00
Passion	70.00	75.00	-	-	100.00	120.00	100.00	100.00	100.00	100.00	80.00	82.00	-	-	-	-	80.00	90.00
King Coconut	180.00	180.00	220.00	230.00	200.00	220.00	200.00	220.00	200.00	220.00	180.00	200.00	180.00	180.00	200.00	230.00	200.00	220.00

Annex 04 - Colombo Markets: Retail Prices of Sea Fish and Dried Fish (Rs/kg)

Week 23: 31 May - 06 June 2024

31

CROP	PELIYAGODA	MAHARAGAMA	KIRULAPONE	NUGEGODA	NARAHENPITA	DEMATAGODA	THOTALANGA	KADAWATHA	KIRIBATHGODA
<i>Sea Fish</i>									
Salaya	650.00 - 750.00	800.00 - 800.00	700.00 - 800.00	-	700.00 - 720.00	800.00 - 800.00	650.00 - 650.00	700.00 - 800.00	720.00 - 720.00
Hurulla	1050.00 - 1200.00	-	-	1000.00 - 1000.00	1000.00 - 1200.00	-	-	-	-
Balaya	1200.00 - 1350.00	-	-	-	-	2000.00 - 2000.00	-	-	-
Kelawalla	1600.00 - 1700.00	3000.00 - 3000.00	2200.00 - 2400.00	3000.00 - 3000.00	3000.00 - 3100.00	2400.00 - 2600.00	2400.00 - 2400.00	-	2800.00 - 2800.00
Thora	2750.00 - 3800.00	3200.00 - 3200.00	-	4000.00 - 4000.00	4000.00 - 4000.00	4000.00 - 4000.00	-	-	-
Paraw	1850.00 - 1950.00	3200.00 - 3200.00	-	2800.00 - 2800.00	3000.00 - 3200.00	3200.00 - 3200.00	-	-	-
Mora	-	-	-	-	-	-	-	-	-
Shrimps Small	2100.00 - 2200.00	2000.00 - 2000.00	2000.00 - 2200.00	1900.00 - 1900.00	1900.00 - 2000.00	1900.00 - 1900.00	-	-	2000.00 - 2000.00
Talopath	2750.00 - 2850.00	3200.00 - 3200.00	3200.00 - 3200.00	3200.00 - 3200.00	3600.00 - 3600.00	3600.00 - 3600.00	2800.00 - 2800.00	-	3400.00 - 3600.00
<i>Eggs (Rs/egg)</i>									
Brown	48.00 - 48.00	50.00 - 52.00	50.00 - 52.00	50.00 - 50.00	49.00 - 50.00	49.00 - 50.00	50.00 - 50.00	50.00 - 52.00	50.00 - 52.00
White	46.00 - 46.00	48.00 - 48.00	48.00 - 48.00	48.00 - 48.00	48.00 - 48.00	48.00 - 48.00	48.00 - 48.00	48.00 - 48.00	48.00 - 48.00
<i>Dried Fish</i>									
Sprats	1600.00 - 1700.00	-	1600.00 - 1600.00	1600.00 - 2000.00	1600.00 - 1600.00	1600.00 - 1600.00	1600.00 - 1600.00	1600.00 - 1600.00	1600.00 - 1600.00
Kattawa	1900.00 - 2100.00	1900.00 - 1900.00	1900.00 - 2000.00	2400.00 - 2400.00	2000.00 - 2100.00	2000.00 - 2100.00	2000.00 - 2100.00	2000.00 - 2100.00	2000.00 - 2200.00
Thora	-	-	-	-	-	-	-	-	-
Mora	2200.00 - 2400.00	2300.00 - 2300.00	2400.00 - 2500.00	2400.00 - 2500.00	2200.00 - 2400.00	2200.00 - 2400.00	2400.00 - 2400.00	2400.00 - 2500.00	2400.00 - 2400.00
Balaya	1600.00 - 1600.00	1300.00 - 1300.00	1400.00 - 1800.00	1800.00 - 1800.00	1600.00 - 1700.00	1700.00 - 1800.00	2000.00 - 2000.00	2000.00 - 2000.00	2000.00 - 2000.00
Anguluwa	1900.00 - 2000.00	2000.00 - 2000.00	-	2400.00 - 2400.00	2000.00 - 2200.00	2000.00 - 2000.00	2000.00 - 2100.00	2000.00 - 2200.00	2000.00 - 2100.00
Salaya	800.00 - 900.00	1100.00 - 1100.00	-	1000.00 - 1000.00	800.00 - 900.00	1000.00 - 1100.00	800.00 - 900.00	800.00 - 900.00	800.00 - 900.00
<i>Meat</i>									
Beef (without Bones)	-	2500.00 - 2500.00	-	2400.00 - 2400.00	2500.00 - 2500.00	2500.00 - 2500.00	2600.00 - 2600.00	2500.00 - 2500.00	2500.00 - 2500.00
Chicken (Broiler)	1220.00 - 1220.00	1300.00 - 1300.00	1260.00 - 1260.00	1260.00 - 1260.00	1250.00 - 1250.00	1200.00 - 1200.00	1300.00 - 1300.00	1280.00 - 1280.00	1250.00 - 1250.00
Chicken (Curry)	1100.00 - 1100.00	1300.00 - 1300.00	1260.00 - 1260.00	1300.00 - 1300.00	1150.00 - 1150.00	1100.00 - 1100.00	1250.00 - 1250.00	1200.00 - 1200.00	1250.00 - 1250.00
Mutton	-	3300.00 - 3300.00	3400.00 - 3400.00	3400.00 - 3400.00	3500.00 - 3500.00	3300.00 - 3300.00	3300.00 - 3300.00	3400.00 - 3400.00	-
Pork	-	-	1300.00 - 1300.00	-	1300.00 - 1300.00	-	-	1300.00 - 1300.00	1400.00 - 1400.00

Annex 05 : Food Composition of Selected Food Commodities

Commodity	Energy (kcal/100g)	Protein (g/100g)	Total fat (g/100g)	Retinol Eq (µ g/100g)	Vit B2 (mg/100g)	Vit B6 (mg/100g)	Folate (µg/100g)	Vit C (mg/100g)	Calcium (mg/100g)	Magnesium (mg/100g)	Iron (mg/100g)	Zinc (mg/100g)
Rice												
Rice - (white Kekulu - normal)	361	9.88	1.52	-	0.03	0.09	10.67	-	6.94	26.29	1.22	1.5
Rice - (white Kekulu Samba)	355	8.81	1.53	-	0.03	0.09	8.11	-	9.82	30.48	0.92	1.7
Rice - (Red Kekulu - normal)	366	8.64	2.12	-	0.05	0.1	8.39	-	4.73	31.7	0.88	1.84
Rice -Samba	369	6.86	2.45	-	0.05	0.13	12.79	-	8.71	37.26	1.18	1.49
Rice - Nadu White	366	7.76	1.48	-	0.03	0.12	9.35	-	4.57	20.1	0.64	1.61
Dried chilies	233	12.68	6.41	437	0.84	0.42	46.83	NA	107	231	5.39	1.65
Onion												
Big onions	48	1.67	0.24	0.16	0.01	0.1	32.99	7.58	14.82	16.94	0.45	0.25
Red onions	55	2.13	0.15	0.18	0.02	0.13	30.15	14.26	20.37	19.32	0.31	0.28
Potatoes	71	1.67	0.25		0.01	0.09	14.31	20.5	9.83	23.84	0.46	0.29
Pulses												
Green gram	290	21.97	0.93	19.5	0.28	0.33	135	NA	98.96	146	4.15	2.86
White cowpea	320	21.25	1.14	1.36	0.09	0.26	249	NA	84.1	213	5.04	3.57
Red cowpea	320	20.24	1.08	0.96	0.11	0.27	273	NA	81.83	194	4.95	3.4
Red Dhal	319	23.09	0.77	1.06	1.6	0.22	55	NA	41.27	66.63	7.45	3.34
Vegetables												
Beans	46	3.95	0.15	6.64	0.1	0.3	45.2	7.02	35.68	45.56	0.7	0.59
Carrot	30	0.85	0.45	1240	0.03	0.1	24.71	5.93	27.65	11.7	0.59	0.25
Leeks	30	1.74	0.49	18.56	0.02	0.19	42.63	4.65	29.28	11.77	1.49	0.43
Beetroot	31	2.12	0.15	1.52	0.01	0.09	108	4.51	20.29	34.88	0.77	0.29
Knolkhol	16	1.69	0.34		0.05	0.19	12.7	77.64	40.09	19.35	0.23	0.18
Radish	29	0.75	0.11		0.02	0.09	18.09	12.13	35.64	13.56	0.38	0.16
Cabbage	21	1.35	0.14	3.35	0.05	0.14	52.66	29.62	56.85	18.47	0.33	0.16

Tomatoes	20	0.88	0.56	165	0.03	0.09	20.16	25.58	9.69	14.93	0.31	0.12
Ladies fingers	26	2.06	0.19	12.41	0.08	0.28	70.62	24.48	92.26	55.23	0.96	0.44
Brinjal (Pandora Striped)	29	1.49	0.31	23	0.12	0.09	30.99	1.49	18.95	18	0.32	0.19
Brinjal (Chinese eggplant)	24	1.28	0.33	16.83	0.12	0.11	32.94	3.37	14.4	21.18	0.28	0.16
Capsicum	23	1.22	0.34	38.96	0.03	0.29	28.65	49.63	12.65	11.21	0.21	0.31
Pumpkin (Common)	31	0.86	0.3	30.41	0.02	0.09	17.72	8.73	18.75	9.93	0.49	0.25
Cucumber	19	0.98	0.24	0.58	0.01	0.08	19.66	4.08	22.1	18.22	0.67	0.21
Bitter gourd	19	1.47	0.23	55.08	0.05	0.06	53.1	46.89	25.19	35.81	1.75	0.26
Snake gourd (Dark green)	11	0.82	0.25	10.41	0.03	0.12	18.09	3.54	26.83	25.84	0.41	0.11
Snake gourd (Pale green)	11	0.89	0.25	5.14	0.03	0.07	16.52	2.85	27.11	21.77	0.47	0.2
Drumstick	30	2.48	0.12	3.13	0.06	0.12	60.48	92.33	22.27	28.51	0.5	0.26
Watakolu	12	0.86	0.15	59.33	0.01	0.07	25.48	6.41	14.67	14.01	4.42	0.45
Long beans	24	3.36	0.3	-	0.06	0.11	99.98	8.93	44.22	33.17	1.01	0.08
Ash Plantain	76	2.84	0.56	0.06	0.02	0.07	6.82	4.49	5.19	22.55	0.39	0.21
Green chillies	39	2.28	0.76	38.16	0.08	0.25	21.29	98.61	20.25	36.91	1.25	0.29
Limes	26	0.66	0.26	0.36	0.01	0.05	12.1	38.05	26	15.25	0.12	0.05
Kekiri	17	1.01	0.25	0.76	0.01	0.07	17.34	8.07	25.72	26.2	0.63	0.22
Ash pumpkin (Ash guord)	18	0.8	0.15		0.01	0.15	14.17	9.14	19.27	23.62	0.48	0.13
Cho-Cho	19	0.58	0.12	0.3	0.04	0.07	63.81	23.76	20.55	13.02	0.49	0.12
Thalana batu (Little prince)	21	1.28	0.39	24.33	0.12	0.09	38.63	2.4	12.38	19.62	0.31	0.22
Thalana batu (Thai eggplant)	21	1.45	0.26	18.33	0.11	0.09	31.18	2.71	17.24	37.22	0.37	0.24
Thibbatu	61	1.66	1.96	15.89	0.03	1.02	72.39	10.8	105	57.46	1.06	0.59
Kohila yams	27	0.64	0.16	1.72	0.01	0.14	4.64	1.67	52.33	33.95	0.61	1.62
Kehel muwa	19	1.36	0.63	4.27	0.02	0.12	40.51	8.16	35.09	31.43	0.38	0.39
Ambaralla	37	0.73	0.44	3.36	0.01	0.1	44.49	35.51	20.7	9.28	0.7	0.12
Mango	50	0.75	0.09	14.5	0.02	0.14	34.89	91.63	28.56	17.74	0.5	0.09
Mushroom	27	2.54	0.42	-	0.15	0.13	7.81	11.56	0.9	14.42	1.32	0.79
Dambala	21	1.84	0.2	38.74	0.08	0.4	33.69	19.82	68.24	31.38	1.2	0.44
Coconuts nuts	390	3.67	39.92	-	0.05	0.11	14.86	-				

Root Crop												
Sweet potato	108	1.27	0.33	NA	0.04	0.09	14.44	22.2	28.93	21.05	0.51	0.14
Manioc	78	0.92	0.19	NA	0.07	0.2	0.1	1.95	25.31	19.08	19.78	23.73
Nelum ala/Lotus root	79	1.94	0.93	NA	0.05	0.19	26.49	26.63	37.71	26.58	3.34	0.35
Kiriala	87	3.96	0.15	1.19	0.03	0.16	20.17	2.71	30.79	41.52	0.6	0.42
Iniala	103	3.2	0.3	33.14	0.01	0.22	22.19	13.03	40.99	28.98	1.31	0.29
Leafy Vegetables												
Mukunuwanna	28	3.15	0.55	92.25	0.09	0.27	96.14	3.24	135	45.38	1.7	1.03
Gotukola	15	0.64	0.47	226	0.07	0.23	70.11	6.74	96.31	41.42	1.25	0.66
Kankun	15	0.47	0.37	1614	0.08	0.4	33.69	19.82	49.21	18.35	1.32	0.44
Kathurumurunga	70	8.01	1.35	2097	0.33	0.22	120	121	901	96.64	4.36	0.53
Nivithi	22	2.2	0.47	959	0.06	0.11	74.05	10.26	163	61.37	1.49	0.67
Thampala	32	3.55	0.72	1474	0.21	0.22	74.27	82	258	209	3.5	1.4
Sarana	20	2.42	0.21	1149	0.03	0.13	58.54	9.89	59.57	42.93	0.13	0.75
Kohila leaves	33	4.1	0.83	300	0.02	0.17	56.76	5.56	19.5	20.32	0.25	0.3
Onion leaves	27	2.01	0.26	NA	0.04	0.18	56.8	23.38	35.21	74.95	3.15	0.77
Cabbage leaves	30	3.63	0.27	8.66	0.05	0.24	63.46	40.76	170	18.47	2.67	0.35
Salad leaves	19	1.05	0.24	NA	0.1	0.06	37.48	11.64	58.23	36.89	2.07	0.27
Cauliflower	23	2.09	0.48	0.14	0.06	0.11	46.67	50.17	22.44	18.52	0.76	0.27
Jackfruit pods	25	2.14	0.34	NA	0.03	0.04	30.7	24.77	37.32	26.08	0.3	0.17
Jackfruit seeds	77	5.66	0.44	NA	0.02	0.08	58.91	15.24	40.87	50.14	0.52	0.42
Meat												
Chicken	176	23.14	9.24	6.88	0.07	0.49	10.09	-	15.06	20.18	0.75	0.64
Beef	160	23.3	7.45	2.15	0.08	0.32	1.93	-	4.8	28.54	2.41	3.31
Mutton	138	20.37	6.23	2.7	0.13	0.28	1.73	-	7.58	19.5	1.62	5.05
Pork	161	18.83	9.5	1.9	0.09	0.28	8.15	-	6.58	8.9	0.79	0.8
Fish												
Balaya	96	21.28	1.12	21.01	0.15	0.12	7.89		6.45	26.02	0.68	0.46
Seer	136	22.28	5.18	81.9	0.07	0.16	15.45		9.85	36.73	0.41	0.74

Shark	95	21.6	0.83	1.11	0.04	0.11	8.57	8.44	32.58	0.41	0.74
Paraw	87	20.02	0.7	1.49	0.02	0.16	6.77	8.17	31.68	0.67	0.41
Thalapath	91	16.04	2.88	12.03	0.1	0.13	78.22	7.64	24.89	0.71	0.67
Kelawalla	109	21.47	2.55	15.95	0.17	0.73	77.39	13.35	33.82	0.68	0.64
Haedaella	87	19.88	0.78	12.18	0.04	0.06	11.7	36.6	53	0.54	0.65
Hurulla	88	17.08	2.18	10.02	0.14	1.66	61.66	103	35.45	1.24	1.05
Karalla / Katuwalla	97	21.8	1.06	1.25	0.02	0.1	14.38	37.06	39.05	0.24	0.42
Kumbala / Angila	101	21.51	1.53	16.34	0.1	0.1	7.13	31.27	37.46	1.46	0.67
Salaya / Sudaya	100	19.5	2.39	15.41	0.18	1.39	60.87	435	42.83	1.4	2.3
Theppli / Telapiya /Korali	83	18.48	1.08	17.14	0.18	0.18	8.29	99.39	24.96	2.84	0.88
Prawns	65	14.85	0.56	1.24	0.03	0.1	15.37	37.81	30.5	0.73	1.1
Crabs	45	10	0.55	8.33	0.14	0.18	13.83	37.81	45.93	0.73	1.1
Cuttle fish	76	16.82	0.93	1.93	0.02	0.04	6.22	8.73	35.46	0.62	1.3
Linna	112	20.3	3.37	15.78	0.23	0.68	59.78				
Coppara	97	22.89	0.56	21.51	0.04	0.12	8.08	7.2	30.08	1.2	0.58
Ray (Maduwa)	97	23.98	0.68	7.55	0.02	0.21	25.59	9.16	24.61	0.74	0.44

Dried Fish

Dried sprats	259	51.16	5.92	12.83	0.25	0.62	438	1178	162	3.06	4.2
Dried keeramin	311	49.6	12.42	12.92	0.13	2.41	144	555	166	2.58	3.19
Dried thalapath	289	54.68	8.04	9.38	0.04	0.43	97.8	62.75	110	1.96	1.45
Dried katta	275	50.04	8.31	2.48	0.03	0.35	80.4	86.55	92.17	1.47	1.16
Dried balaya	282	63.79	3.37	14.32	0.12	1.98	213	83.48	83.45	3.6	1.44
Dried shark / keelan	267	55.03	5.25	10.31	0.04	0.32	187	42.24	92.94	1.48	0.66

Eggs

Hen eggs (Country)	170	13.14	13	208	0.08	0.18	54.6	50.14	11.04	1.64	1.12
Hen eggs (Table)	135	13.55	9.03	200	0.19	0.19	49.46	63.3	12	2.39	1.73
Quail eggs	153	12.39	11.46	153	0.11	0.17	54.86	60.67	11.21	2.55	1.51

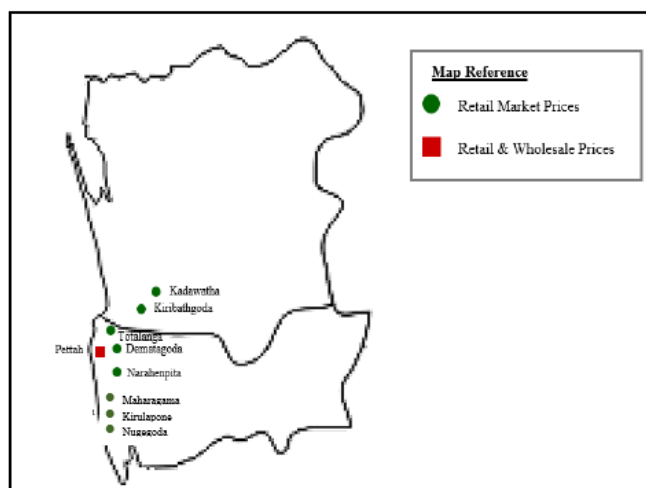
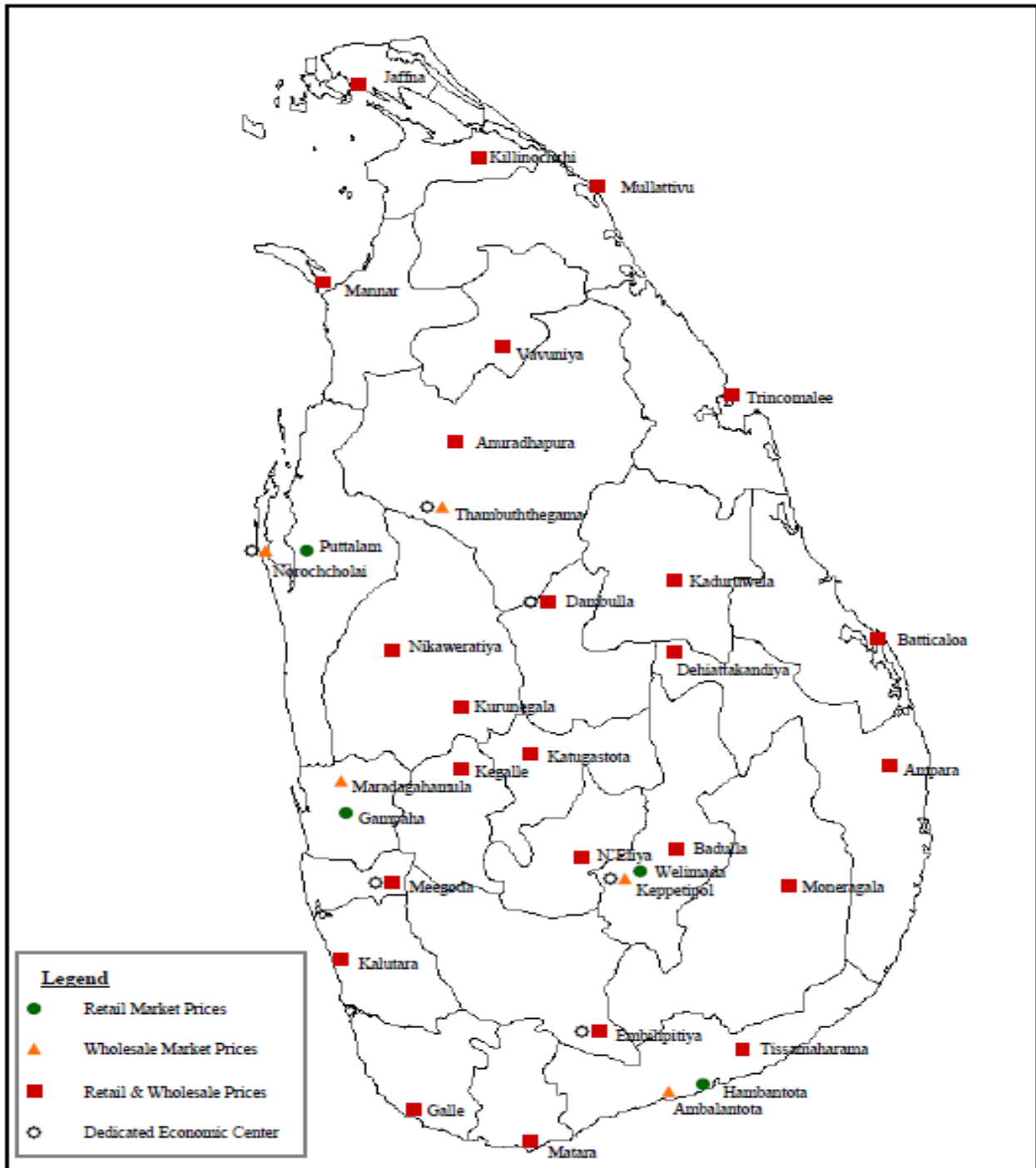
Fruits

Banana Embul	109	1.11	1.09	9.68	0.05	0.64	32.98	13.61	9.39	25.67	0.51	0.23
Anamaalu	102	1.04	0.72	16.4	0.04	0.65	21.07	3.66	8.06	27.02	0.51	0.23

Koli kuttu	107	1.38	0.34	8.8	0.03	0.47	18.12	7.71	8.56	38	0.32	0.14
Pineapple	37	0.41	0.17	5.76	0.04	0.12	17.86	39.36	10.37	10.71	0.3	0.09
Papaya	26	0.42	0.16	171	0.11	0.04	54.85	48.62	16.77	8.9	0.23	0.08
Mangoes (Karthakolomban)	79	0.8	0.92	259	0.01	0.1	35.52	17.74	3.12	6.72	0.1	0.08
Mangoes (Vilad)	44	0.76	0.58	146	0.05	0.26	67.6	29.97	16.93	14.79	0.65	0.19
Apple	62	0.29	0.64	0.36	0.02	0.08	3.43	2.9	3.12	6.72	0.1	0.08
Avacado	144	2.95	13.86	2	0.08	0.18	67.17	9.36	28.48	48.14	0.81	0.75
Wood apple	78	3.09	3.62	0.46	0.01	0.14	6.07	13.58	59.15	25.16	0.45	0.32
Orange	46	1.07	0.37	23.44	0.01	0.28	14.46	20.19	31.18	20.36	0.81	0.35
Guava	39	1.53	0.38	19.67	0.01	0.11	25.24	30.88	6.59	12.02	0.53	0.33
Grapes	49	0.95	10.69	3.22	0.04	0.1	7.07	20.51	7.27	6.86	0.28	0.07
Melon	19	0.65	0.16	130	0.02	0.11	6	8.24	4.05	9.76	0.15	0.1

Source: Sri Lanka Food Composition Tables, Ministry of Health - 2021.

Price Collecting Areas





HARTI



Ministry of Agriculture

Food Systems and Market Research Division & Information Division

Hector Kobbekaduwa Agrarian Research and Training Institute

No. 114, Wijerama Mawatha, Colombo 07.

Phone: 011-2696981 Fax: 011-2682283

E-mail: mfpaharti@yahoo.com

Web: www.harti.gov.lk

www.mobilink.lk

දෛනික චිළචිචි තොග මිල, ජංගම දුරකථනයෙන්

හෙක්ටර් කොච්චිකඩුව ගොවි කරියතු පර්යේෂණ හා පුහුණුධර්මේ ආයතනය අනුමුතයෙන්

මොබිටෙල් ජංගම මිල දර්ශනය

ජාතික ජංගම දුරකථන ජාලයෙන්

6666 අමතන්න.

මොබිටෙල් අද මිල - අඟ පහ

මොබිටෙල් ජංගම දුරකථන ජාලයෙන් චිළචිචි තොග මිල දර්ශනය.

විකාශිතයාට රු.2/-

විකාශිතයාට රු.2/-