

RETAIL MARKET AT A GLANCE

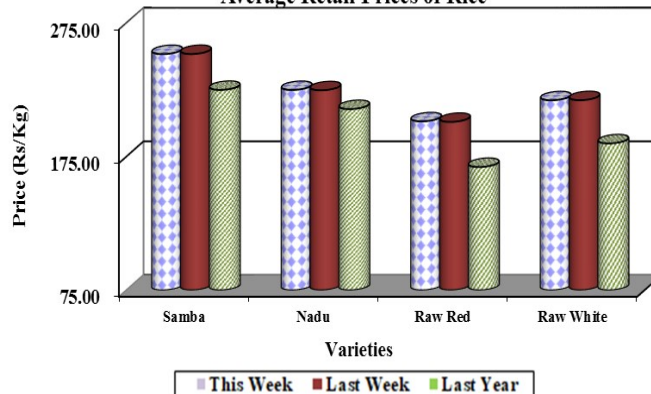
Summary

Rice

Prices of all the rice varieties except for *keeri samba* and imported *samba* have not changed significantly. Price of *keeri samba* has decreased by Rs.3.00/kg and the price ranged Rs.340.00-380.00/kg. The average prices were Rs.359.00/kg (*keeri samba*), Rs.252.00/kg (*samba*), Rs.225.00/kg (*nadu*), Rs.217.00/kg (raw white) and Rs.201.00/kg (raw red) in Colombo and suburb markets.

(Page No.01-02)

Average Retail Prices of Rice

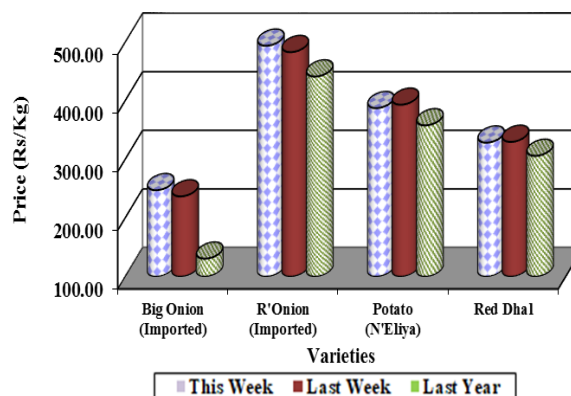


Other Field Crops

Price of *vedalan* red onion has decreased by Rs.2.00/kg and the price ranged Rs.480.00-560.00/kg. Prices of imported red onion and imported big onion have increased by Rs.11.00/kg and the prices ranged Rs.450.00-560.00/kg and Rs.220.00-280.00/kg respectively. Prices of Nuwara Eliya and imported potatoes ranged Rs.350.00-440.00/kg and Rs.200.00-240.00/kg respectively. Further, the prices of cowpea ranged between Rs.850.00-1,200.00/kg while the price ranged Rs.1,100.00-1,600.00/kg for green gram.

(Page No.02-04)

Average Retail Prices of Other Field Crops

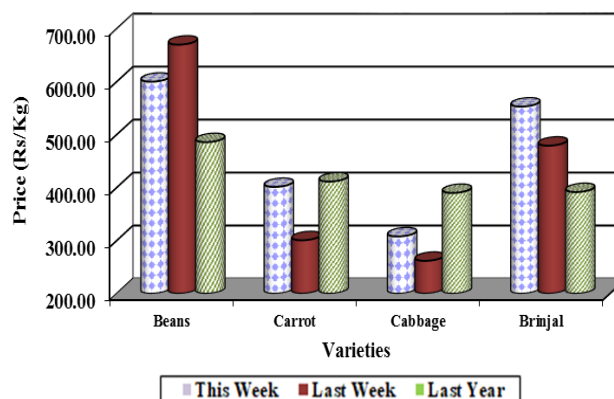


Vegetables

Prices of most of the vegetables have increased due to decreased supply from all major producing areas due to prevailed adverse rainy weather condition. Considering up country varieties, the highest price increase was reported for carrot as Rs.101.00/kg, followed by leeks as Rs.77.00/kg. Considering low country varieties, the highest price increase was reported for drumsticks as Rs.130.00/kg followed by snake gourd (Rs.55.00/kg) and bitter gourd (Rs.49.00/kg).

(Page No.04-05)

Average Retail Prices of Vegetables



Rice

Wholesale

Price of keeri samba has decreased by 1% and the price ranged Rs.300.00-315.00/kg. Prices of all other local rice varieties have not changed significantly. Price ranges for both samba grade I and II were Rs.235.00-240.00/kg and Rs.228.00-230.00/kg. Average prices for nadu grade I and II were Rs.212.00/kg and Rs.206.00/kg respectively. Price ranges for raw red and raw white were Rs.180.00-190.00/kg and Rs.200.00-210.00/kg respectively. Ponni samba was also available in the market and the price ranged Rs.265.00-270.00/kg.

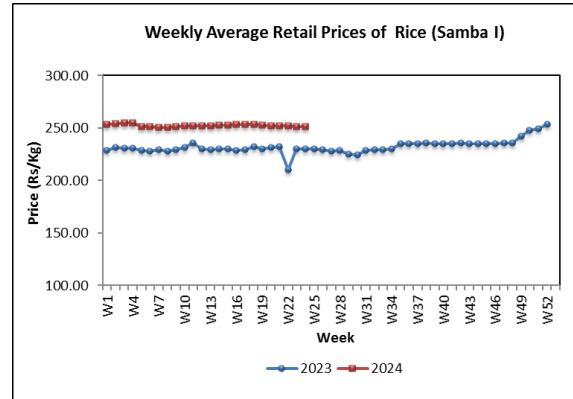
Compared to the same period of last year, the current wholesale prices of all local rice varieties have increased in the range of 14%-31% while the price of imported ponni samba has also increased by 28%.

Retail

Except keeri samba and imported samba, the prices of all the other rice varieties have not changed significantly. Price of keeri samba has decreased by Rs.3.00/kg and the price ranged Rs.340.00-380.00/kg.

Price of imported samba has increased by Rs.4.00/kg and the price ranged Rs.280.00-300.00/kg. Price of samba I, nadu I, raw red and raw white has ranged Rs.230.00-270.00/kg, Rs.220.00-230.00/kg,

Rs.190.00-220.00/kg and Rs.210.00-220.00/kg respectively.



Compared to the same period of last year, the current retail prices of all the rice varieties have increased with the highest price increase of 34% reported for keeri samba.

Paddy

The average farmgate price of short grain paddy has not changed considerably and its price has ranged Rs.120.00-127.00/kg. A considerable price decrease of Rs.4.00-10.00/kg was reported for keeri samba paddy in Dehiattakandiya, Anuradhapurta and Kurunegala areas and the price ranged Rs.136.00-145.00/kg. Further, a considerable price change was not reported for long grain white paddy and its prices ranged Rs.113.00-118.00/kg. However, a significant price increase of Rs.3.00-12.00/kg was reported for long grain red in major producing areas in the Southern province and its prices ranged Rs.110.00-120.00/kg.

Compared to the same period of last year, the average producer prices of all the major paddy varieties have increased and the highest increase was reported for long grain red paddy by 58%-65%.

Dried Chilies

Wholesale

Price of imported dried chilies has decreased by 1% and the price ranged Rs.700.00-800.00/kg.

Compared to the same period of last year, the current wholesale price of imported dried chilies has decreased by 19%.

Retail

Price of imported dried chilies has decreased by Rs.23.00/kg and the price ranged Rs.800.00-1,200.00/kg.

Compared to the same period of last year, the current retail price of imported dried chilies has decreased by 20%.

Onion

Wholesale

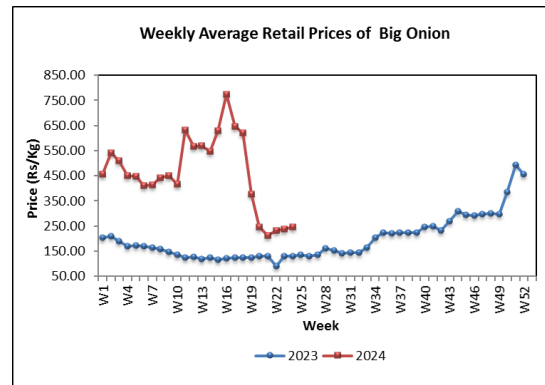
Price of *vedalan* red onion has decreased by 6% due to low demand at the market and the price ranged Rs.380.00-420.00/kg. Price of imported red onion has decreased by 1% and the price ranged Rs.350.00-

390.00/kg. Price of imported big onion has increased by 3% due to availability of high-quality stocks and the price ranged Rs.170.00-230.00/kg.

Compared to the same period of last year, the current wholesale price of imported red onion has increased by 10%. Price of imported big onion has increased by 114% due to unavailability of sufficient stocks.

Retail

Price of *vedalan* red onion has decreased by Rs.2.00/kg and the price ranged Rs.480.00-560.00/kg. Prices of imported red onion and imported big onion have increased by Rs.11.00/kg and the prices ranged Rs.450.00-560.00/kg and Rs.220.00-280.00/kg respectively.



Compared to the same period of last year, the current retail price of imported red onion has increased by 12% and imported big onion has increased by 90%.

Potato

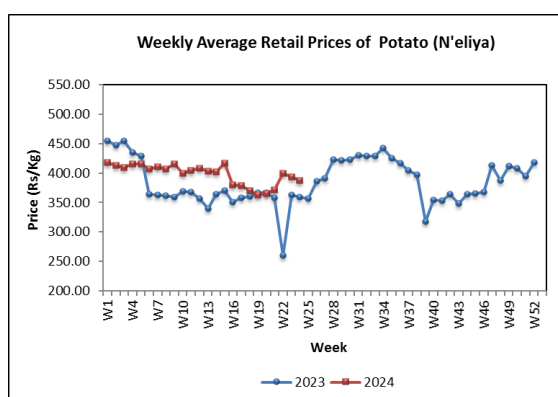
Wholesale

Price of Nuwara Eliya potato has decreased by 1% and the price ranged Rs.240.00-250.00/kg. Price of imported potato has increased by 4% due to availability of high-quality stocks and the price ranged Rs.160.00-190.00/kg.

Compared to the same period of last year, the current wholesale price of Nuwara Eliya potato has decreased by 14% while the price of imported potato has increased by 9%.

Retail

Price of Nuwara Eliya potato has decreased by Rs.6.00/kg and the price ranged Rs.350.00-440.00/kg. Price of imported potato has increased by Rs.11.00/kg and the price ranged Rs.200.00-240.00/kg.



Compared to the same period of last year, the current retail prices of both Nuwara Eliya and imported potatoes have increased in the range of 8%-13%.

Pulses

Wholesale

Price of green gram has decreased by 3% due to low demand at the market and the price ranged Rs.950.00-1,050.00/kg. Prices of white and red cowpea have increased by 2% and 1% due to unavailability of sufficient stocks and the prices ranged Rs.800.00-850.00/kg and Rs.750.00-800.00/kg respectively. Price of red dhal has not changed significantly and the price ranged Rs.275.00-280.00/kg.

Compared to same period of last year, the current wholesale prices of all the pulse varieties except green gram have increased in the range of 2%-24%. Price of green gram has decreased by 1%.

Retail

Price of green gram has decreased by Rs.48.00/kg and the price ranged Rs.1,100.00-1,500.00/kg. Prices of white cowpea and red cowpea have increased by Rs.13.00/kg and Rs.17.00/kg respectively and their prices ranged Rs.900.00-1,200.00/kg and Rs.850.00-1,200.00/kg respectively. The average price of red dhal was Rs.328.00/kg.

Compared to the same period of last year, the current retail price of green gram has decreased by 7% and the prices of white

cowpea, red cowpea and red dhal have increased in the range of 7%-17%.

Vegetable

Wholesale

Prices of most of the vegetables have increased due to decreased supply from all the major producing areas due to prevailed adverse rainy weather condition.

Considering up country vegetables, the highest price increase was reported for carrot as 89%, followed by cabbage as 76% due to decreased supply from Nuwara Eliya area. Price of knol-khol has increased by 24% due to decreased supply from Melsiripura and Kandy areas. Meanwhile, due to decreased supply from Puttalam area, the price of beetroot has increased by 16%. However, with the increased supply from Keppetipola area, the price of beans has decreased by 3%.

Due to decreased supply from Sooriyawewa and Balangoda areas, the price of tomato has increased by 99% while with the decreased supply from Thalawakele and Hatton areas, the price of capsicum has increased by 14%.

Considering low country vegetables, the highest price increase was reported for ash plantain as 36% due to decreased supply from Embilipitiya and Sooriyawewa areas, followed by pumpkin (29%) due to

decreased supply from Mahavilachchiya and Nochchiyagama areas. Prices of both ladies fingers and long beans have increased by 28% due to decreased supply from Puttalam area.

Prices of brinjal and bitter gourd have increased by 15% and 16% respectively due to decreased supply from Sooriyawewa area.

Prices of green chilies has increased by 28% due to decreased supply from Nochchiyagama and Puttalam areas while the price of lime has increased by 17% due to decreased supply from Monaragala and Bibile areas.

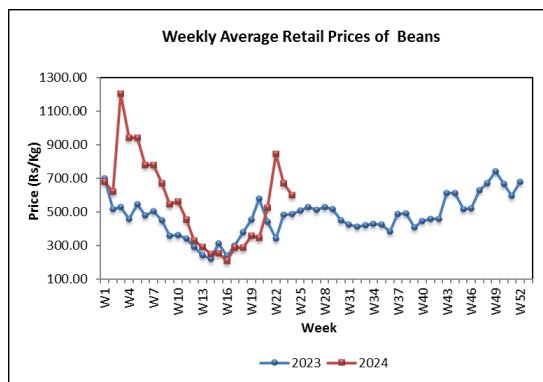
Compared to the same period of last year, the current wholesale prices of all the vegetables have increased with the highest price increase being reported for lime as 260%, followed by brinjal as 128%.

Retail

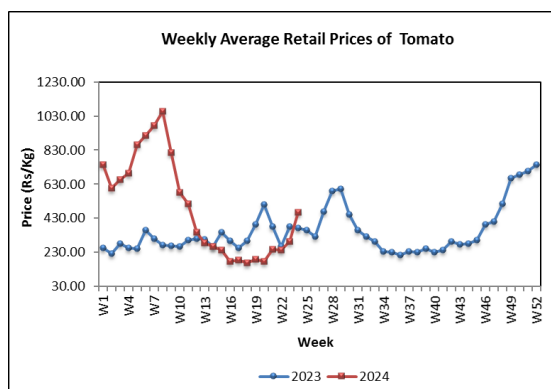
In line with increased wholesale prices, the retail prices of most of the vegetable varieties have also increased.

Considering up country varieties, the highest price increase was reported for carrot as Rs.101.00/kg, followed by leeks as Rs.77.00/kg. Prices of cabbage, knolkhol, beetroot and raddish have increased by Rs.46.00/kg, Rs.10.00/kg, Rs.8.00/kg and Rs.7.00/kg respectively.

Price of beans has decreased by Rs.70.00/kg.



Prices of tomato and capsicum have increased by Rs.171.00/kg and Rs.124.00/kg respectively.



Considering low country varieties, the highest price increase was reported for drumsticks as Rs.130.00/kg followed by brinjal Rs.74.00/kg. Prices of ladies fingers, snake gourd and bitter gourd have increased by Rs.68.00/kg, Rs.55.00/kg and Rs.49.00/kg respectively. Moreover, prices of ash plantain and long bean have increased by Rs.19.00/kg and Rs.3.00/kg respectively. However, prices of luffa and cucumber have decreased by Rs.42.00/kg and Rs.5.00/kg respectively. Further, the price of green chilies has increased by

Rs.81.00/kg and lime has increased by Rs.190.00/kg.

Compared to the same period of last year, the current retail prices of most of the varieties have increased with the highest price increase was reported for lime as 219%.

Coconut Wholesale

Prices of both large and small nuts have decreased by 7%. The price ranges were Rs.95.00-105.00 for a large nut and Rs.80.00-90.00 for a small nut.

Compared to the same period of last year, the current wholesale price of large nut has decreased by 5% while the price of small nut has increased by 1%.

Retail

Price of large nut has decreased by Rs.4.00/nut whereas the price of small nut has increased by Rs.1.00/nut.

Price ranges were Rs.100.00-120.00 for a large nut and Rs.85.00-105.00 for a small nut.

Compared to the same period of last year, the current retail prices of large and small nuts have decreased by 3%.

Fruits

Wholesale

Prices of most of the fruit varieties have increased due to unavailability of sufficient stocks. The highest price increase was reported as 73% for papaw as limited supply due to prevailed rainy weather. In addition, the price of orange has increased by 29% with end of the harvesting season. Prices of all the banana varieties have increased in the range of 1%-20% with limited supply of stocks from Embilipitiya area. Prices of *vilad* mango has increased by 19% with availability of quality stocks. Further, the price of imported grapes has increased by 8% with availability of stocks imported from China and Australia. Further, price of avocado and passion fruit has increased by 5% and 2% respectively. However, prices of all the sizes of pineapple have decreased in the range of 22%-32% with low demand and due to availability of ripe stocks. Price of king coconut has decreased by 9% with availability of low-quality stocks. Further, price of slime apple and *karthakolomban* mango has decreased by 4%. Compared to the same period of last year, the current wholesale prices of most of the fruit varieties have increased with the highest price increase reported for passion fruit as 128%.

Retail

Prices of most of the fruit varieties have increased in line with increased wholesale prices. The highest price increase of Rs.116.00/kg was reported for imported grapes due to unavailability of sufficient stocks in the market. The price of papaw has increased by Rs.40.00/kg. Moreover, the price of orange has increased by Rs.32.00/fruit.

In addition, the prices of *kolikuttu*, *ambul* and *seeni* banana have increased in the range of Rs.5.00-21.00/kg. Further, the price of *vilad* has increased by Rs.13.00/fruit.

Meanwhile, the highest price decrease of Rs.222.00/fruit was reported for large sized pineapple. The prices of small, medium sized pineapple have also decreased in the range of Rs.45.00-58.00/fruit. Further, the prices of *karthakolomban* mango, king coconut and slime apple have decreased in the ranged of Rs.2.00-14.00/fruit.

Compared to the same period of last year, the current retail prices of most of the varieties have increased with the highest price increase being reported for passion fruit as 78%.

Fresh Fish

Wholesale

Wholesale prices of most of the fresh fish types have decreased due to increased supply. The highest price decrease of 24% was noted for salaya due to high supply from Trincomalee, Mannar and Valachchenai areas and the price ranged between Rs.300.00-550.00/kg. The price decrease of 13% was noted for balaya due to high supply from Galle, Mirissa and Beruwala areas and the price ranged between Rs.1,000.00-1,200.00/kg. Likewise, a price decrease of 9% was noted for thalapath due to high supply from Negombo, Beruwala and Valachchenai areas and the price ranged between Rs.1,800.00-2,400.00/kg. In addition, the prices of hurulla and paraw have decreased by 5%.

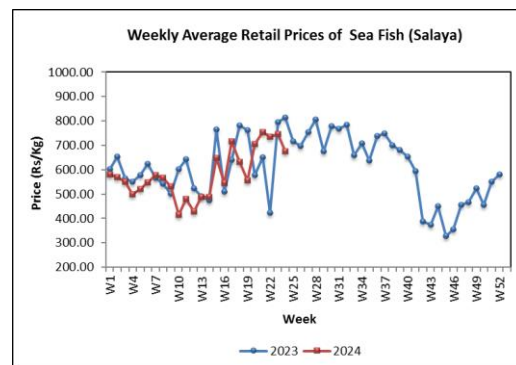
However, a price increase of 11% was noted for shrimps due to low supply from Kalpitiya, Puttalam and Chilaw areas and the prices ranged between Rs.1,600.00-2,300.00/kg. Likewise, a price increase of 8% was noted for thora due to low supply from Northern areas and the price ranged between Rs.2,500.00-3,700.00/kg.

Compared to the same period of last year, the current wholesale prices of most of the fresh fish types have decreased in the ranged of 2%-15% with the highest price decrease noted for hurulla.

Retail

Prices of most of the fresh fish types except hurulla, kelawalla and thora have decreased in line with the decreased wholesale prices. The highest price decrease was reported for paraw as Rs.206.00/kg. Further, the prices of thalapath, balaya, shrimps and salaya have decreased by Rs.199.00/kg, Rs.182.00/kg, Rs.181.00/kg and Rs.71.00/kg respectively.

The highest price increase was reported for paraw as Rs.477.00/kg. Prices of hurulla and kelawalla have increased by Rs.54.00/kg and Rs.8.00/kg respectively.



Compared to the same period of last year, the current retail prices of all the fresh fish types except thora have decreased in the range of 1%-30% with the highest price decrease reported for balaya (30%).

Dried Fish

Wholesale

Due to decreased supply of local dried fish, the prices of all of the local and imported dried fish types have increased. The highest price increase of 15% was noted for local salaya due to low supply from Mannar, Chilaw and Puttalam areas and the price ranged between Rs.550.00-850.00/kg. Price increase of 12% was noted for local balaya due to low supply from Negombo and Beruwala areas and the price ranged between Rs.1,100.00-1,200.00/kg. Likewise, a price increase of 6% was noted for local sprats due to low supply from Trincomalee, Mannar and Mullaitivu areas and the price ranged Rs.1550.00-1700.00/kg. Also, the wholesale prices of imported kattawa, imported sprats, local maduwa and imported anguluwa have increased by 1%-4%.

Compared to the same period of last year, the current wholesale prices of most of the dried fish types have decreased in the range of 3%-27% with the highest price decrease was reported for local balaya.

Retail

In line with increased wholesale prices, the retail prices of all types of dried fish have increased due to low supply. The highest

price increase of Rs.310.00/kg was reported for local sprats. Further, the prices of salaya and anguluwa have increased by Rs.186.00/kg and Rs.28.00/kg respectively. Further, prices of the rest of the dried fish varieties have increased in the range of Rs.1.00-15.00/kg.

Compared to the same period of last year, the current retail prices of all types of dried fish have decreased in the range of 7%-20% with the highest price decrease reported for kattawa.

Eggs

Wholesale

Prices of brown and white eggs have not changed significantly and their prices ranged Rs.47.00-48.50/egg and Rs.45.00-47.00/egg respectively.

Compared to the same period of last year, the current wholesale prices of both brown and white eggs have decreased by 3% and 9% respectively.

Retail

Price of brown egg has not changed significantly and the price of white egg has increased by Rs.1.00/egg.

Compared to the same period of last year, the current retail prices of brown and white

eggs have decreased by 1% and 8% respectively.

Meat

Retail

Prices of beef, pork, curry chicken and Mutton have increased by Rs.49.00/kg, Rs.40.00/kg, Rs.33.00/kg and Rs.30.00/kg respectively. However, the prices of broiler chicken have decreased by Rs.27.00/kg.

Compared to the same period of last year, the prices of most of the meat varieties have decreased in the range of 17%-19%.

EXPLANATORY NOTE

The Food Commodities Bulletin is a weekly publication containing information relating to wholesale and retail prices of selected food commodities in nine selected markets in and around Colombo and main markets in the major producing areas.

The information is analyzed and presented as prevailing prices, price ranges, averages, and a comparison of weekly prices. The changes in prices reported are always with price prevailed during the previous week unless otherwise stated.

The frequency of collection of wholesale price information is twice a week (i.e., Tuesday and Friday) while with retail prices, it is thrice a week (i.e., Friday, Monday, and Tuesday).

Table 01: Selected Markets: Wholesale Price of Rice (Rs/50kg bag)

Week 24: 07 - 13 June 2024

LOCATIONS	Rice Varieties													
	Samba 1		Samba 2		Keeri Samba		Nadu 1		Nadu 2		Raw Red		Raw White	
Colombo	11750	12000	11400	11500	15000	15750	10500	10750	10250	10350	9000	9500	10000	10500
Divulapitiya	-	-	-	-	-	-	-	-	-	-	-	-	-	-
Kurunegala	-	-	11450	11450	17000	17000	10650	10900	10200	10400	9250	9500	9900	10000
Nikaweratiya	-	-	-	-	-	-	-	-	-	-	-	-	-	-
Badulla	12000	12250	-	-	16000	16000	10500	10900	-	-	9250	9500	9750	9900
Puttalam	-	-	-	-	-	-	-	-	-	-	-	-	-	-
Dambulla	12500	13100	11750	12000	-	-	10700	10800	10000	10250	9500	9750	9750	9900
Anuradhapura	12500	13000	11500	11600	16750	17500	10750	10900	-	-	9750	10250	10000	10250
Tambuttegama	-	-	-	-	-	-	-	-	-	-	-	-	-	-
Polonnaruwa	-	-	-	-	-	-	-	-	-	-	-	-	-	-
Kalutara	-	-	11500	11750	15500	15750	-	-	10350	10500	9250	9500	10250	10500
Ampara	-	-	-	-	-	-	-	-	-	-	-	-	-	-
Kandy	11850	12000	11250	11500	16000	16250	10500	10850	10000	10100	9000	9250	10000	10500
Moneragala	12500	12750	11250	11250	16500	17000	10500	10850	-	-	8750	9000	9500	9750
Kegalle	-	-	-	-	-	-	-	-	-	-	-	-	-	-
Dehiattakandiya	12750	12750	-	-	15000	17000	10750	10900	9750	9850	8250	10250	9750	10250
Hambantota	12000	12500	-	-	-	-	-	-	-	-	8750	9100	9750	10000
Matara	-	-	-	-	-	-	10600	10800	-	-	9000	9400	10000	10250
Galle	-	-	-	-	-	-	10750	10900	-	-	8750	9250	10250	10400
Meegoda	11750	12000	-	-	15250	15750	10500	10600	10300	10400	9250	9500	9750	10000
Tissamaharama	-	-	-	-	-	-	-	-	-	-	-	-	-	-
Embilipitiya	-	-	-	-	-	-	-	-	-	-	-	-	-	-
Jaffna	12000	12100	-	-	17000	17100	10500	10500	10250	10250	8750	9000	10000	10250
Vavuniya	12000	12250	-	-	16000	16200	-	-	10000	10250	9250	9750	10000	10250
Mannar	11750	12000	-	-	15500	16000	10500	10750	10000	10250	9000	9250	10250	10500
Killinochchi	11750	12000	-	-	16000	16250	10500	10750	10000	10250	9000	9250	10000	10500
Mullattivu	-	-	-	-	17000	17250	-	-	9500	9750	8250	8500	9500	10250
Batticaloa	11950	12100	-	-	16450	16750	10500	10750	10000	10250	9000	9200	10500	10750
Trincomalee	11900	12200	-	-	16750	17000	10500	10700	10000	10400	9200	9300	9900	10600
Galenbindunuwewa	11850	12500	11400	11600	16750	17500	10750	10850	10250	10600	9500	10250	9750	10250
Matale	12500	13000	11500	11650	16000	16750	10500	10750	10000	10300	9000	9250	9500	10000

Table 02: Selected Markets: Retail Price of Rice (Rs/kg)

Week 24: 07 - 13 June 2024

LOCATIONS	Rice Varieties													
	Samba 1		Samba 2		Keeri Samba		Nadu 1		Nadu 2		Raw Red		Raw White	
Colombo	230.00	270.00	-	-	340.00	380.00	220.00	230.00	-	-	190.00	220.00	210.00	220.00
Gampaha	-	-	-	-	-	-	-	-	-	-	-	-	-	-
Kurunegala	250.00	260.00	240.00	240.00	360.00	370.00	220.00	220.00	200.00	200.00	190.00	200.00	200.00	210.00
Nikaweratiya	-	-	-	-	-	-	-	-	-	-	-	-	-	-
Dambulla	265.00	270.00	242.00	248.00	350.00	360.00	217.00	220.00	210.00	212.00	200.00	205.00	200.00	210.00
Anuradhapura	260.00	270.00	230.00	235.00	340.00	360.00	220.00	220.00	-	-	200.00	210.00	205.00	210.00
Thambuththegama	-	-	-	-	-	-	-	-	-	-	-	-	-	-
Polonnaruwa	-	-	-	-	-	-	-	-	-	-	-	-	-	-
Kaluthara	250.00	255.00	-	-	345.00	355.00	220.00	225.00	-	-	200.00	205.00	210.00	215.00
Badulla	260.00	280.00	-	-	340.00	340.00	220.00	220.00	-	-	185.00	185.00	200.00	210.00
Keppetipola	270.00	275.00	235.00	245.00	340.00	350.00	218.00	220.00	208.00	210.00	187.00	189.00	205.00	207.00
Moneragala	260.00	270.00	230.00	230.00	340.00	350.00	215.00	220.00	-	-	180.00	185.00	195.00	200.00
Kegalle	270.00	275.00	-	-	350.00	360.00	220.00	220.00	205.00	215.00	210.00	210.00	210.00	210.00
Ampara	-	-	-	-	-	-	-	-	-	-	-	-	-	-
Dehiattakandiya	260.00	260.00	-	-	340.00	350.00	220.00	220.00	200.00	200.00	190.00	210.00	200.00	210.00
Nuwaraeliya	270.00	280.00	235.00	240.00	340.00	350.00	220.00	225.00	210.00	212.00	190.00	195.00	208.00	210.00
Kandy	260.00	265.00	240.00	245.00	350.00	360.00	220.00	225.00	205.00	210.00	195.00	200.00	210.00	215.00
Puttalam	-	-	-	-	-	-	-	-	-	-	-	-	-	-
Hambantota	240.00	260.00	-	-	350.00	370.00	220.00	220.00	210.00	210.00	180.00	185.00	200.00	210.00
Rathnapura	-	-	-	-	-	-	-	-	-	-	-	-	-	-
Matara	255.00	260.00	-	-	370.00	380.00	220.00	220.00	-	-	185.00	195.00	205.00	210.00
Galle	280.00	280.00	-	-	350.00	360.00	220.00	220.00	-	-	180.00	200.00	210.00	210.00
Tissamaharama	-	-	-	-	-	-	-	-	-	-	-	-	-	-
Meegoda (DEC)	240.00	250.00	-	-	-	-	210.00	220.00	-	-	190.00	200.00	210.00	210.00
Embilipitiya	240.00	250.00	-	-	335.00	345.00	210.00	220.00	200.00	205.00	180.00	190.00	200.00	210.00
Jaffna	245.00	250.00	-	-	345.00	350.00	220.00	225.00	200.00	210.00	190.00	195.00	210.00	220.00
Vavuniya	250.00	255.00	-	-	340.00	345.00	220.00	225.00	210.00	214.00	190.00	195.00	218.00	220.00
Mannar	245.00	250.00	-	-	340.00	360.00	220.00	230.00	210.00	215.00	190.00	200.00	215.00	220.00
Killinochchi	245.00	250.00	-	-	335.00	340.00	220.00	225.00	210.00	215.00	190.00	195.00	220.00	225.00
Mullaittivu	280.00	280.00	-	-	345.00	350.00	-	-	195.00	200.00	190.00	200.00	195.00	205.00
Batticaloa	246.00	250.00	-	-	338.00	340.00	218.00	220.00	208.00	210.00	190.00	192.00	218.00	222.00
Trincomalee	248.00	254.00	-	-	345.00	350.00	220.00	225.00	210.00	215.00	194.00	196.00	218.00	224.00
Hanguranketha	-	-	-	-	-	-	-	-	-	-	-	-	-	-
Veyangoda	-	-	-	-	-	-	-	-	-	-	-	-	-	-
Galenbindunuwewa	240.00	260.00	230.00	235.00	340.00	360.00	218.00	220.00	210.00	215.00	195.00	210.00	200.00	210.00
Bandarawela	-	-	-	-	340.00	345.00	220.00	225.00	-	-	195.00	200.00	205.00	210.00
Matale	255.00	265.00	235.00	238.00	335.00	340.00	215.00	220.00	205.00	210.00	190.00	195.00	198.00	205.00

Table 04: Selected Markets: Wholesale Price of Subsidiary Food (Rs/50kg)

Week 24: 07 - 13 June 2024

LOCATION	Dried Chillies		Red Onion		Big Onion	Potato			Pulses		
	Imported		Imported	Local		Imported	Welimada	Nuwara Eliya	Green Gram	Cowpea	Red Dhal
Colombo	35000 - 40000	17500 - 19500	19000 - 21000	8500 - 11500	8000 - 9500	-	12000 - 12500	47500 - 52500	40000 - 42500	13750 - 14000	
Kurunegala	36250 - 37500	-	20000 - 23500	9250 - 11500	9500 - 9750	-	-	45000 - 50000	40000 - 42500	13900 - 14100	
Nikaweratiya	-	-	-	-	-	-	-	-	-	-	
Dehiattakandiya	36500 - 42500	18000 - 20000	24000 - 25000	10500 - 11250	9500 - 10000	-	16000 - 18000	42500 - 42500	32500 - 35000	13900 - 14750	
Dambulla (DEC)	35000 - 37500	17000 - 17500	17500 - 18000	11000 - 11250	8250 - 9250	-	12500 - 13500	40000 - 42500	32500 - 33750	13750 - 14000	
Anuradhapura	37500 - 42500	17500 - 20000	21500 - 23500	11000 - 12000	9500 - 10000	-	-	55000 - 56000	37500 - 42500	14000 - 14500	
Thambuththegama	-	-	-	-	-	-	-	-	-	-	
Polonnaruwa	-	-	-	-	-	-	-	-	-	-	
Kaluthara	39000 - 41000	19000 - 20000	-	9000 - 9500	8750 - 9250	-	14000 - 14250	52500 - 55000	43000 - 44000	14000 - 14250	
Puttalam	-	-	-	-	-	-	-	-	-	-	
Kandy	39000 - 40000	19500 - 20000	-	10000 - 12000	8500 - 9000	-	12500 - 13500	52500 - 55000	41500 - 42500	14000 - 14500	
Matara	38000 - 40000	21500 - 23000	-	10750 - 11500	9250 - 10000	-	-	46500 - 55000	42500 - 45000	14250 - 14750	
Hambantota	37500 - 40000	21000 - 24000	-	8500 - 11000	8500 - 10000	-	-	47500 - 57500	42500 - 46500	14250 - 14750	
Kegalle	38000 - 38200	19000 - 19500	-	10500 - 10750	10350 - 10500	-	16000 - 16250	46500 - 48000	44500 - 45000	14500 - 15500	
Galle	37500 - 41000	20500 - 22500	-	9750 - 11000	9000 - 9500	-	-	57500 - 60000	40000 - 46000	13750 - 14250	
Tissamaharama	-	-	-	-	-	-	-	-	-	-	
Meegoda (DEC)	35000 - 40000	19000 - 20000	-	9250 - 11000	9000 - 9250	-	14000 - 16000	52500 - 55000	38000 - 42500	13900 - 14250	
Jaffna	36500 - 37250	-	19000 - 20000	10500 - 11000	10000 - 10500	-	18500 - 19250	46000 - 46500	-	14750 - 15000	
Vavuniya	39000 - 39500	-	-	12500 - 13500	9500 - 10500	-	18500 - 19500	47500 - 49000	-	14500 - 14800	
Mannar	37500 - 40000	-	21000 - 21500	9250 - 12250	9500 - 9750	-	-	50000 - 52500	-	14250 - 14500	
Killinochchi	38000 - 39000	-	24000 - 25000	12000 - 13000	9500 - 10000	-	17500 - 18500	47000 - 48000	-	14250 - 14750	
Mullattivu	41000 - 42000	-	-	10000 - 11000	8500 - 9500	-	-	49000 - 54000	-	14000 - 14500	
Batticaloa	40000 - 40500	22000 - 22500	27000 - 27500	10750 - 11000	10500 - 11000	-	17500 - 18000	48000 - 49000	40000 - 40500	14000 - 14350	
Trincomalee	38000 - 40000	-	-	-	-	-	-	48000 - 50000	-	14250 - 14750	
Galenbindunuwewa	37500 - 40000	17000 - 19000	21000 - 22000	10000 - 12000	9500 - 10000	-	-	50000 - 59000	34000 - 37500	14250 - 14500	
Matale	36000 - 40000	19500 - 20000	-	9000 - 10500	9500 - 10000	-	-	45000 - 50000	40000 - 42500	13750 - 14000	

Table 05: Selected Markets: Retail Price of Subsidiary Food Crops (Rs/kg)

Week 24: 07 - 13 June 2024

LOCATIONS	Dried Chillies	Red Onion		Big Onion	Potato			Pulses		
	Imported	Imported	Local		Imported	Welimada	Nuwara Eliya	Green Gram	Cowpea	Red Dhal
Colombo	800.00 - 1200.00	450.00 - 560.00	480.00 - 560.00	220.00 - 280.00	200.00 - 240.00	-	350.00 - 440.00	1100.00 - 1500.00	900.00 - 1200.00	300.00 - 360.00
Gampaha	-	-	-	-	-	-	-	-	-	-
Kurunegala	800.00 - 850.00	400.00 - 600.00	-	250.00 - 280.00	200.00 - 260.00	-	350.00 - 440.00	1200.00 - 1300.00	900.00 - 1000.00	320.00 - 360.00
Nikaweratiya	-	-	-	-	-	-	-	-	-	-
Dambulla	850.00 - 850.00	400.00 - 420.00	400.00 - 420.00	240.00 - 260.00	200.00 - 220.00	-	360.00 - 380.00	1200.00 - 1300.00	900.00 - 1000.00	290.00 - 300.00
Anuradhapura	850.00 - 900.00	400.00 - 450.00	480.00 - 520.00	250.00 - 280.00	200.00 - 240.00	-	-	1200.00 - 1300.00	800.00 - 900.00	300.00 - 320.00
Thambuthhegama	-	-	-	-	-	-	-	-	-	-
Polonnaruwa	-	-	-	-	-	-	-	-	-	-
Kaluthara	940.00 - 980.00	420.00 - 450.00	-	220.00 - 250.00	200.00 - 210.00	-	380.00 - 400.00	1240.00 - 1260.00	940.00 - 980.00	300.00 - 310.00
Badulla	800.00 - 850.00	500.00 - 500.00	-	240.00 - 250.00	220.00 - 240.00	320.00 - 320.00	-	980.00 - 1100.00	900.00 - 900.00	300.00 - 320.00
Keppetipola	860.00 - 900.00	440.00 - 450.00	480.00 - 500.00	220.00 - 250.00	200.00 - 220.00	340.00 - 350.00	-	1280.00 - 1300.00	880.00 - 900.00	300.00 - 310.00
Moneragala	800.00 - 850.00	400.00 - 440.00	480.00 - 560.00	260.00 - 280.00	200.00 - 240.00	-	360.00 - 380.00	1000.00 - 1200.00	800.00 - 850.00	300.00 - 320.00
Kegalle	850.00 - 880.00	400.00 - 440.00	-	250.00 - 260.00	240.00 - 250.00	-	350.00 - 360.00	950.00 - 1100.00	880.00 - 950.00	290.00 - 340.00
Ampara	-	-	-	-	-	-	-	-	-	-
Dehiattakandiya	800.00 - 900.00	520.00 - 600.00	400.00 - 480.00	230.00 - 250.00	200.00 - 240.00	-	360.00 - 380.00	950.00 - 950.00	800.00 - 800.00	290.00 - 310.00
Nuwaraeliya	900.00 - 950.00	430.00 - 450.00	450.00 - 480.00	250.00 - 260.00	230.00 - 240.00	-	350.00 - 360.00	1250.00 - 1300.00	950.00 - 960.00	295.00 - 310.00
Kandy	820.00 - 920.00	560.00 - 600.00	-	260.00 - 280.00	220.00 - 230.00	-	350.00 - 360.00	1200.00 - 1250.00	950.00 - 1000.00	300.00 - 330.00
Puttalam	-	-	-	-	-	-	-	-	-	-
Rathnapura	-	-	-	-	-	-	-	-	-	-
Hambantota	850.00 - 900.00	450.00 - 520.00	-	220.00 - 250.00	200.00 - 220.00	-	-	1000.00 - 1200.00	900.00 - 1000.00	300.00 - 330.00
Matara	800.00 - 900.00	450.00 - 550.00	-	240.00 - 260.00	200.00 - 220.00	-	375.00 - 400.00	1000.00 - 1200.00	900.00 - 1000.00	300.00 - 325.00
Galle	800.00 - 900.00	480.00 - 560.00	-	240.00 - 280.00	200.00 - 220.00	-	360.00 - 400.00	1250.00 - 1400.00	880.00 - 1000.00	295.00 - 300.00
Tissamaharama	-	-	-	-	-	-	-	-	-	-
Meegoda (DEC)	800.00 - 850.00	430.00 - 480.00	560.00 - 600.00	240.00 - 280.00	200.00 - 240.00	-	350.00 - 380.00	1100.00 - 1200.00	800.00 - 1000.00	300.00 - 340.00
Embilipitiya	850.00 - 950.00	-	480.00 - 520.00	220.00 - 280.00	220.00 - 260.00	-	380.00 - 400.00	950.00 - 1050.00	950.00 - 1020.00	290.00 - 330.00
Jaffna	800.00 - 830.00	-	450.00 - 500.00	240.00 - 270.00	220.00 - 230.00	-	390.00 - 430.00	950.00 - 1050.00	-	310.00 - 320.00
Vavuniya	800.00 - 840.00	-	-	280.00 - 300.00	230.00 - 240.00	-	400.00 - 420.00	1000.00 - 1100.00	-	317.00 - 320.00
Mannar	850.00 - 900.00	460.00 - 500.00	-	200.00 - 260.00	210.00 - 220.00	-	-	1150.00 - 1300.00	-	310.00 - 320.00
Killinochchi	830.00 - 870.00	-	540.00 - 560.00	280.00 - 300.00	220.00 - 240.00	-	400.00 - 440.00	1000.00 - 1050.00	-	310.00 - 320.00
Mullaittivu	830.00 - 850.00	-	-	-	200.00 - 220.00	-	-	1000.00 - 1100.00	-	290.00 - 310.00
Batticaloa	840.00 - 860.00	475.00 - 500.00	580.00 - 600.00	250.00 - 270.00	240.00 - 260.00	-	400.00 - 420.00	1000.00 - 1040.00	850.00 - 880.00	300.00 - 305.00
Trincomalee	850.00 - 900.00	-	440.00 - 480.00	270.00 - 300.00	210.00 - 230.00	-	-	1100.00 - 1200.00	-	310.00 - 315.00
Hanguranketha	-	-	-	-	-	-	-	-	-	-
Veyangoda	-	-	-	-	-	-	-	-	-	-
Galenbindunuwewa	800.00 - 850.00	400.00 - 420.00	450.00 - 460.00	220.00 - 250.00	200.00 - 220.00	-	-	1100.00 - 1200.00	800.00 - 850.00	290.00 - 300.00
Bandarawela	900.00 - 950.00	480.00 - 490.00	-	240.00 - 250.00	200.00 - 220.00	380.00 - 390.00	-	1300.00 - 1400.00	900.00 - 900.00	340.00 - 350.00
Matale	800.00 - 900.00	440.00 - 480.00	-	230.00 - 280.00	200.00 - 220.00	-	350.00 - 360.00	1000.00 - 1100.00	900.00 - 1000.00	290.00 - 300.00

Table 06: Selected Markets: Wholesale Price of Vegetables(Rs/kg)

Week 24: 07 - 13 June 2024

Locations	Butter Beans	Green Beans	Carrot	Leeks	Beetroot	Knolkhol
Colombo	-	450.00 - 550.00	180.00 - 320.00	400.00 - 450.00	250.00 - 450.00	250.00 - 300.00
Meegoda (DEC)	-	420.00 - 480.00	300.00 - 360.00	500.00 - 570.00	380.00 - 400.00	280.00 - 330.00
Dambulla (DEC)	-	450.00 - 500.00	300.00 - 380.00	460.00 - 520.00	330.00 - 480.00	300.00 - 350.00
Keppetipola (DEC)	-	400.00 - 420.00	260.00 - 300.00	450.00 - 500.00	300.00 - 350.00	280.00 - 300.00
Norochchole (DEC)	-	-	-	-	-	-
Nuwara Eliya	-	400.00 - 420.00	290.00 - 300.00	450.00 - 460.00	320.00 - 340.00	240.00 - 260.00
Kandy	-	400.00 - 430.00	350.00 - 370.00	480.00 - 500.00	300.00 - 330.00	200.00 - 250.00
Hambantota	-	350.00 - 400.00	300.00 - 350.00	450.00 - 550.00	500.00 - 550.00	280.00 - 350.00
Thambuththegama (DEC)	-	-	-	-	-	-
Jaffna	-	700.00 - 720.00	400.00 - 420.00	600.00 - 620.00	550.00 - 570.00	-
Bandarawela	-	380.00 - 420.00	280.00 - 300.00	450.00 - 480.00	330.00 - 360.00	-
Veyangoda	-	-	-	-	-	-

Locations	Raddish	Cabbage	Tomato	Ladies Fingers	Brinjal	Capsicum
Colombo	150.00 - 200.00	60.00 - 200.00	250.00 - 400.00	120.00 - 160.00	400.00 - 450.00	400.00 - 430.00
Meegoda (DEC)	120.00 - 160.00	120.00 - 240.00	350.00 - 400.00	150.00 - 200.00	400.00 - 450.00	430.00 - 490.00
Moneragala	160.00 - 200.00	120.00 - 150.00	340.00 - 360.00	120.00 - 160.00	300.00 - 350.00	500.00 - 550.00
Dambulla (DEC)	140.00 - 160.00	120.00 - 150.00	280.00 - 320.00	140.00 - 160.00	350.00 - 400.00	450.00 - 500.00
Keppetipola (DEC)	100.00 - 120.00	100.00 - 150.00	280.00 - 320.00	150.00 - 170.00	300.00 - 330.00	400.00 - 430.00
Norochchole (DEC)	-	-	-	-	-	-
Nuwara Eliya	140.00 - 160.00	160.00 - 170.00	280.00 - 320.00	160.00 - 170.00	340.00 - 360.00	460.00 - 480.00
Kandy	150.00 - 160.00	150.00 - 200.00	300.00 - 330.00	140.00 - 160.00	300.00 - 340.00	380.00 - 420.00
Hambantota	250.00 - 300.00	200.00 - 250.00	360.00 - 420.00	120.00 - 180.00	320.00 - 380.00	450.00 - 500.00
Thambuththegama (DEC)	-	-	-	-	-	-
Tissamaharama	-	-	-	-	-	-
Jaffna	210.00 - 230.00	220.00 - 240.00	450.00 - 470.00	240.00 - 280.00	350.00 - 370.00	500.00 - 530.00
Bandarawela	100.00 - 120.00	130.00 - 140.00	280.00 - 320.00	-	300.00 - 320.00	400.00 - 450.00
Veyangoda	-	-	-	-	-	-

Locations	Pumpkin	Cucumber	Bitter Gourd	Snake Gourd	Drumstick	Luffa
Colombo	80.00 - 120.00	60.00 - 120.00	550.00 - 650.00	280.00 - 320.00	-	250.00 - 300.00
Meegoda (DEC)	110.00 - 130.00	100.00 - 120.00	630.00 - 650.00	300.00 - 370.00	-	300.00 - 370.00
Moneragala	140.00 - 150.00	100.00 - 150.00	600.00 - 620.00	300.00 - 350.00	-	350.00 - 360.00
Dambulla (DEC)	100.00 - 120.00	80.00 - 120.00	540.00 - 580.00	280.00 - 300.00	-	230.00 - 260.00
Keppetipola (DEC)	100.00 - 120.00	100.00 - 120.00	500.00 - 520.00	260.00 - 280.00	-	260.00 - 280.00
Norochchole (DEC)	-	-	-	-	-	-
Nuwara Eliya	120.00 - 130.00	120.00 - 130.00	540.00 - 560.00	300.00 - 320.00	-	260.00 - 280.00
Kandy	110.00 - 120.00	100.00 - 120.00	550.00 - 600.00	280.00 - 320.00	-	200.00 - 230.00
Hambantota	120.00 - 150.00	80.00 - 100.00	450.00 - 500.00	300.00 - 350.00	400.00 - 450.00	240.00 - 300.00
Thambuththegama (DEC)	-	-	-	-	-	-
Tissamaharama	-	-	-	-	-	-
Jaffna	90.00 - 110.00	120.00 - 140.00	740.00 - 760.00	200.00 - 240.00	740.00 - 760.00	-
Bandarawela	100.00 - 120.00	120.00 - 130.00	-	-	-	-
Veyangoda	-	-	-	-	-	-

Table 06 (Contd.)

	Long Beans	Ash Plantain	Green Chillies	Lime	Sweet Potatoe	Manioc
Colombo	200.00 - 300.00	180.00 - 200.00	200.00 - 300.00	##### - #####	160.00 - 180.00	100.00 - 120.00
Meegoda (DEC)	300.00 - 390.00	190.00 - 240.00	230.00 - 280.00	##### - #####	150.00 - 170.00	100.00 - 130.00
Moneragala	220.00 - 280.00	80.00 - 90.00	300.00 - 350.00	##### - #####	180.00 - 220.00	60.00 - 80.00
Dambulla (DEC)	200.00 - 250.00	150.00 - 170.00	170.00 - 250.00	900.00 - #####	120.00 - 150.00	100.00 - 120.00
Keppetipola (DEC)	240.00 - 250.00	160.00 - 170.00	200.00 - 250.00	800.00 - 900.00	160.00 - 180.00	120.00 - 130.00
Norochhole (DEC)	-	-	-	-	-	-
Nuwara Eliya	250.00 - 260.00	180.00 - 200.00	250.00 - 280.00	##### - #####	210.00 - 220.00	110.00 - 120.00
Kandy	260.00 - 280.00	150.00 - 200.00	200.00 - 250.00	##### - #####	150.00 - 180.00	90.00 - 100.00
Hambantota	300.00 - 350.00	120.00 - 150.00	220.00 - 280.00	800.00 - 900.00	180.00 - 220.00	100.00 - 130.00
Thambuththegama (DEC)	-	-	-	-	-	-
Tissamaharama	-	-	-	-	-	-
Jaffna	540.00 - 560.00	100.00 - 120.00	200.00 - 210.00	940.00 - 960.00	150.00 - 160.00	80.00 - 90.00
Bandarawela	-	-	200.00 - 220.00	-	160.00 - 180.00	100.00 - 110.00
Veyangoda	-	-	-	-	-	-

Locations	Leafy Vegetables (Rs/bundle)			Coconut (Rs/nut)	
	Mukunuwenna	Kankun	Gotukola	Large	Small
Colombo	40.00 - 50.00	40.00 - 50.00	300.00 - 320.00	95.00 - 105.00	80.00 - 90.00
Meegoda (DEC)	50.00 - 60.00	50.00 - 60.00	210.00 - 240.00	100.00 - 105.00	85.00 - 95.00
Norochhole (DEC)	-	-	-	-	-
Nuwara Eliya	-	-	-	-	-
Dambulla (DEC)	25.00 - 30.00	25.00 - 30.00	120.00 - 130.00	80.00 - 85.00	70.00 - 75.00
Kandy	40.00 - 45.00	45.00 - 50.00	230.00 - 240.00	95.00 - 100.00	78.00 - 82.00
Hambantota	40.00 - 50.00	40.00 - 50.00	210.00 - 240.00	-	-
Thambuththegama (DEC)	-	-	-	-	-
Tissamaharama	-	-	-	-	-
Jaffna	70.00 - 80.00	40.00 - 45.00	120.00 - 125.00	80.00 - 88.00	50.00 - 55.00
Bandarawela	-	-	-	-	-
Veyangoda	-	-	-	-	-

Colombo, Meegoda, Norochhole, Jaffna, Dambulla and Kandy - Gotukola Price Rs/Kg

Table 07: Selected Markets: Retail Price of Vegetables (Rs/kg)

Week 24: 07 - 13 June 2024

LOCATIONS	Up Country Varieties																
	Butter Beans	Green Beans		Carrot		Leeks		Beetroot		Knol Khol		Raddish		Cabbage		Tomato	
Colombo	-	480.00	740.00	220.00	600.00	460.00	720.00	450.00	760.00	280.00	600.00	240.00	400.00	160.00	460.00	300.00	600.00
Gampaha	-	-	-	-	-	-	-	-	-	-	-	-	-	-	-	-	-
Kurunegala	-	560.00	620.00	450.00	480.00	650.00	700.00	600.00	700.00	480.00	480.00	280.00	320.00	360.00	400.00	440.00	480.00
Nikaweratiya	-	-	-	-	-	-	-	-	-	-	-	-	-	-	-	-	-
Dambulla	-	760.00	800.00	580.00	640.00	760.00	800.00	560.00	640.00	480.00	500.00	240.00	260.00	340.00	380.00	400.00	460.00
Anuradhapura	-	680.00	760.00	520.00	640.00	680.00	720.00	600.00	720.00	-	-	260.00	320.00	240.00	320.00	440.00	520.00
Thambuththegama	-	-	-	-	-	-	-	-	-	-	-	-	-	-	-	-	-
Polonnaruwa	-	-	-	-	-	-	-	-	-	-	-	-	-	-	-	-	-
Kaluthara	-	620.00	640.00	440.00	460.00	620.00	640.00	460.00	480.00	360.00	400.00	300.00	340.00	220.00	260.00	460.00	500.00
Badulla	-	480.00	520.00	280.00	320.00	420.00	500.00	500.00	550.00	-	-	-	-	300.00	320.00	300.00	400.00
Keppetipola	-	460.00	480.00	340.00	360.00	560.00	580.00	420.00	440.00	350.00	360.00	180.00	200.00	220.00	240.00	360.00	380.00
Moneragala	-	600.00	720.00	400.00	420.00	600.00	720.00	580.00	720.00	-	-	240.00	300.00	200.00	280.00	400.00	480.00
Kegalle	-	560.00	600.00	480.00	520.00	640.00	680.00	600.00	640.00	440.00	480.00	280.00	320.00	280.00	320.00	480.00	520.00
Ampara	-	-	-	-	-	-	-	-	-	-	-	-	-	-	-	-	-
Dehiattakandiya	-	600.00	600.00	480.00	600.00	600.00	720.00	600.00	600.00	300.00	320.00	300.00	320.00	200.00	300.00	400.00	600.00
Nuwaraeliya	-	480.00	500.00	380.00	400.00	540.00	560.00	400.00	420.00	350.00	360.00	240.00	260.00	250.00	260.00	380.00	400.00
Kandy	-	520.00	600.00	480.00	500.00	480.00	500.00	480.00	520.00	320.00	360.00	240.00	260.00	260.00	300.00	400.00	450.00
Puttalam	-	-	-	-	-	-	-	-	-	-	-	-	-	-	-	-	-
Hambantota	-	500.00	600.00	500.00	600.00	600.00	800.00	560.00	600.00	360.00	460.00	320.00	400.00	320.00	400.00	480.00	560.00
Rathnapura	-	-	-	-	-	-	-	-	-	-	-	-	-	-	-	-	-
Matara	-	520.00	600.00	480.00	600.00	600.00	780.00	560.00	600.00	-	-	320.00	360.00	300.00	320.00	400.00	520.00
Galle	-	540.00	600.00	440.00	480.00	680.00	700.00	680.00	700.00	600.00	600.00	320.00	360.00	360.00	400.00	480.00	500.00
Tissamaharama	-	-	-	-	-	-	-	-	-	-	-	-	-	-	-	-	-
Meegoda (DEC)	-	480.00	560.00	400.00	480.00	550.00	720.00	600.00	800.00	440.00	480.00	240.00	320.00	360.00	400.00	400.00	480.00
Embilipitiya	-	550.00	600.00	450.00	520.00	550.00	600.00	600.00	700.00	-	-	350.00	400.00	250.00	320.00	300.00	400.00
Jaffna	-	750.00	780.00	450.00	470.00	650.00	680.00	600.00	640.00	-	-	250.00	280.00	270.00	300.00	500.00	540.00
Vavuniya	-	1000.00	1100.00	600.00	700.00	800.00	850.00	800.00	850.00	-	-	400.00	450.00	400.00	420.00	550.00	570.00
Mannar	-	880.00	960.00	440.00	480.00	650.00	720.00	680.00	720.00	-	-	220.00	240.00	280.00	320.00	480.00	520.00
Killinochchi	-	950.00	1050.00	580.00	620.00	780.00	820.00	780.00	820.00	-	-	380.00	420.00	380.00	420.00	540.00	560.00
Mullaittivu	-	800.00	900.00	420.00	500.00	600.00	650.00	540.00	650.00	-	-	280.00	320.00	400.00	450.00	540.00	600.00
Batticaloa	-	600.00	640.00	560.00	600.00	700.00	720.00	580.00	600.00	380.00	400.00	280.00	320.00	300.00	320.00	560.00	600.00
Trincomalee	-	780.00	850.00	450.00	500.00	650.00	700.00	740.00	760.00	-	-	300.00	340.00	340.00	360.00	420.00	460.00
Hanguranketha	-	-	-	-	-	-	-	-	-	-	-	-	-	-	-	-	-
Veyangoda	-	-	-	-	-	-	-	-	-	-	-	-	-	-	-	-	-
Galenbindunuwewa	-	640.00	680.00	520.00	620.00	680.00	740.00	680.00	720.00	-	-	220.00	240.00	240.00	320.00	440.00	480.00
Bandarawela	-	700.00	750.00	480.00	500.00	600.00	620.00	600.00	630.00	320.00	520.00	180.00	200.00	150.00	170.00	460.00	480.00
Matale	-	560.00	600.00	480.00	520.00	600.00	680.00	560.00	640.00	400.00	440.00	200.00	240.00	200.00	240.00	480.00	500.00

Table 07 (Contd.)

LOCATIONS	Low Country Varieties											
	Ladies Fingers	Brinjal	Capsicum	Pumpkin	Cucumber	Bitter Gourd	Snake Gourd	Drumstick	Luffa	Long Beans		
Colombo	200.00 - 550.00	420.00 - 720.00	420.00 - 800.00	130.00 - 280.00	140.00 - 320.00	580.00 - 900.00	350.00 - 600.00	800.00 - 1400.00	320.00 - 540.00	300.00 - 480.00		
Gampaha	-	-	-	-	-	-	-	-	-	-		
Kurunegala	280.00 - 320.00	500.00 - 600.00	600.00 - 700.00	160.00 - 200.00	200.00 - 240.00	600.00 - 700.00	380.00 - 440.00	600.00 - 700.00	400.00 - 480.00	400.00 - 420.00		
Nikaweratiya	-	-	-	-	-	-	-	-	-	-		
Dambulla	240.00 - 280.00	460.00 - 540.00	600.00 - 680.00	200.00 - 240.00	180.00 - 200.00	700.00 - 760.00	380.00 - 400.00	500.00 - 540.00	380.00 - 440.00	340.00 - 380.00		
Anuradhapura	280.00 - 360.00	480.00 - 560.00	600.00 - 720.00	200.00 - 240.00	200.00 - 240.00	740.00 - 840.00	360.00 - 440.00	-	400.00 - 480.00	400.00 - 480.00		
Thambuththegama	-	-	-	-	-	-	-	-	-	-		
Polonnaruwa	-	-	-	-	-	-	-	-	-	-		
Kaluthara	250.00 - 280.00	500.00 - 530.00	520.00 - 560.00	240.00 - 260.00	200.00 - 230.00	750.00 - 780.00	480.00 - 500.00	-	500.00 - 520.00	400.00 - 430.00		
Badulla	250.00 - 300.00	500.00 - 600.00	600.00 - 700.00	250.00 - 280.00	120.00 - 140.00	480.00 - 500.00	400.00 - 480.00	-	400.00 - 420.00	300.00 - 320.00		
Keppetipola	250.00 - 260.00	360.00 - 380.00	460.00 - 480.00	180.00 - 200.00	180.00 - 200.00	560.00 - 580.00	350.00 - 360.00	-	350.00 - 360.00	320.00 - 340.00		
Moneragala	200.00 - 280.00	400.00 - 520.00	600.00 - 720.00	200.00 - 240.00	160.00 - 240.00	720.00 - 800.00	380.00 - 400.00	-	400.00 - 480.00	320.00 - 400.00		
Kegalle	280.00 - 320.00	520.00 - 560.00	560.00 - 600.00	160.00 - 200.00	200.00 - 240.00	680.00 - 720.00	360.00 - 400.00	600.00 - 640.00	440.00 - 480.00	440.00 - 480.00		
Ampara	-	-	-	-	-	-	-	-	-	-		
Dehiattakandiya	300.00 - 320.00	400.00 - 450.00	500.00 - 600.00	200.00 - 220.00	150.00 - 160.00	580.00 - 600.00	-	600.00 - 600.00	320.00 - 320.00	320.00 - 400.00		
Nuwaraeliya	250.00 - 260.00	440.00 - 460.00	560.00 - 580.00	220.00 - 240.00	230.00 - 240.00	650.00 - 660.00	380.00 - 400.00	-	360.00 - 380.00	350.00 - 360.00		
Kandy	240.00 - 260.00	400.00 - 450.00	550.00 - 600.00	160.00 - 200.00	240.00 - 280.00	700.00 - 750.00	400.00 - 450.00	-	320.00 - 360.00	400.00 - 450.00		
Puttalam	-	-	-	-	-	-	-	-	-	-		
Rathnapura	-	-	-	-	-	-	-	-	-	-		
Hambantota	200.00 - 240.00	440.00 - 560.00	520.00 - 600.00	160.00 - 200.00	140.00 - 160.00	560.00 - 600.00	320.00 - 350.00	600.00 - 600.00	340.00 - 400.00	360.00 - 420.00		
Matara	240.00 - 260.00	480.00 - 600.00	520.00 - 600.00	160.00 - 180.00	140.00 - 180.00	560.00 - 600.00	320.00 - 340.00	-	380.00 - 600.00	360.00 - 400.00		
Galle	240.00 - 320.00	460.00 - 500.00	600.00 - 650.00	160.00 - 180.00	260.00 - 280.00	680.00 - 700.00	440.00 - 480.00	-	560.00 - 600.00	400.00 - 480.00		
Tissamaharama	-	-	-	-	-	-	-	-	-	-		
Meegoda (DEC)	230.00 - 360.00	480.00 - 600.00	580.00 - 720.00	160.00 - 240.00	160.00 - 240.00	660.00 - 800.00	400.00 - 480.00	-	400.00 - 480.00	480.00 - 560.00		
Embilipitiya	180.00 - 200.00	400.00 - 480.00	500.00 - 600.00	200.00 - 240.00	150.00 - 200.00	800.00 - 900.00	350.00 - 400.00	550.00 - 600.00	480.00 - 520.00	350.00 - 480.00		
Jaffna	300.00 - 340.00	400.00 - 430.00	550.00 - 580.00	140.00 - 160.00	160.00 - 200.00	800.00 - 850.00	250.00 - 270.00	800.00 - 860.00	-	600.00 - 640.00		
Vavuniya	400.00 - 450.00	550.00 - 600.00	800.00 - 850.00	200.00 - 240.00	200.00 - 240.00	1200.00 - 1250.00	400.00 - 500.00	850.00 - 1000.00	300.00 - 320.00	470.00 - 500.00		
Mannar	280.00 - 300.00	480.00 - 520.00	600.00 - 650.00	180.00 - 200.00	280.00 - 320.00	600.00 - 650.00	400.00 - 450.00	500.00 - 600.00	-	360.00 - 440.00		
Killinochchi	340.00 - 360.00	550.00 - 600.00	800.00 - 840.00	200.00 - 220.00	200.00 - 220.00	1050.00 - 1100.00	380.00 - 420.00	950.00 - 1000.00	-	480.00 - 520.00		
Mullaittivu	300.00 - 340.00	380.00 - 420.00	-	200.00 - 240.00	-	800.00 - 880.00	350.00 - 380.00	800.00 - 900.00	-	450.00 - 500.00		
Batticaloa	380.00 - 410.00	380.00 - 400.00	600.00 - 650.00	180.00 - 200.00	150.00 - 160.00	600.00 - 620.00	-	760.00 - 800.00	-	440.00 - 480.00		
Trincomalee	340.00 - 360.00	500.00 - 550.00	650.00 - 700.00	200.00 - 240.00	190.00 - 210.00	850.00 - 900.00	340.00 - 380.00	800.00 - 900.00	300.00 - 320.00	350.00 - 400.00		
Hanguranketha	-	-	-	-	-	-	-	-	-	-		
Veyangoda	-	-	-	-	-	-	-	-	-	-		
Galenbindunuwewa	280.00 - 320.00	400.00 - 520.00	600.00 - 640.00	200.00 - 240.00	160.00 - 200.00	750.00 - 800.00	360.00 - 400.00	-	400.00 - 480.00	300.00 - 320.00		
Bandarawela	240.00 - 260.00	400.00 - 450.00	600.00 - 650.00	240.00 - 260.00	220.00 - 240.00	600.00 - 650.00	380.00 - 400.00	650.00 - 700.00	380.00 - 400.00	380.00 - 400.00		
Matale	240.00 - 260.00	480.00 - 500.00	600.00 - 640.00	160.00 - 180.00	160.00 - 200.00	680.00 - 700.00	320.00 - 400.00	-	360.00 - 400.00	360.00 - 400.00		

Table 07 (Contd.)

LOCATIONS	Low Country Varieties					Leafy Vegetable			Coconut (Rs/nut)	
	Ash Plantain	Green Chillies	Lime	Sweet Potato	Manioc	Mukunuwenna	Kankun	Gotukola	Large	Small
Colombo	220.00 - 400.00	300.00 - 800.00	1300.00 - 2200.00	220.00 - 340.00	140.00 - 280.00	55.00 - 80.00	55.00 - 80.00	120.00 - 125.00	100.00 - 120.00	85.00 - 105.00
Gampaha	-	-	-	-	-	-	-	-	-	-
Kurunegala	300.00 - 320.00	400.00 - 600.00	1400.00 - 1400.00	240.00 - 280.00	200.00 - 240.00	40.00 - 50.00	40.00 - 50.00	30.00 - 40.00	100.00 - 110.00	80.00 - 90.00
Nikaweratiya	-	-	-	-	-	-	-	-	-	-
Dambulla	240.00 - 300.00	450.00 - 550.00	1400.00 - 1500.00	240.00 - 280.00	200.00 - 220.00	50.00 - 60.00	50.00 - 60.00	50.00 - 60.00	100.00 - 120.00	80.00 - 85.00
Anuradhapura	240.00 - 280.00	400.00 - 450.00	1500.00 - 1600.00	240.00 - 320.00	200.00 - 240.00	50.00 - 60.00	50.00 - 60.00	50.00 - 60.00	100.00 - 120.00	80.00 - 90.00
Thambuththegama	-	-	-	-	-	-	-	-	-	-
Polonnaruwa	-	-	-	-	-	-	-	-	-	-
Kaluthara	200.00 - 240.00	420.00 - 460.00	1300.00 - 1400.00	220.00 - 250.00	180.00 - 200.00	70.00 - 80.00	70.00 - 80.00	80.00 - 100.00	110.00 - 120.00	90.00 - 95.00
Badulla	240.00 - 240.00	500.00 - 650.00	1400.00 - 1500.00	200.00 - 200.00	160.00 - 160.00	80.00 - 100.00	80.00 - 80.00	80.00 - 100.00	120.00 - 120.00	100.00 - 110.00
Keppetipola	250.00 - 260.00	360.00 - 400.00	1200.00 - 1250.00	250.00 - 260.00	200.00 - 220.00	50.00 - 60.00	50.00 - 60.00	40.00 - 50.00	118.00 - 120.00	100.00 - 105.00
Moneragala	120.00 - 160.00	400.00 - 600.00	1200.00 - 1300.00	240.00 - 320.00	100.00 - 120.00	50.00 - 60.00	50.00 - 60.00	60.00 - 70.00	110.00 - 120.00	80.00 - 90.00
Kegalle	280.00 - 320.00	450.00 - 500.00	1500.00 - 1600.00	280.00 - 320.00	180.00 - 220.00	70.00 - 80.00	70.00 - 80.00	40.00 - 50.00	110.00 - 120.00	95.00 - 100.00
Ampara	-	-	-	-	-	-	-	-	-	-
Dehiattakandiya	200.00 - 240.00	450.00 - 800.00	1000.00 - 1200.00	200.00 - 240.00	160.00 - 200.00	50.00 - 70.00	50.00 - 70.00	50.00 - 70.00	110.00 - 120.00	90.00 - 100.00
Nuwaraeliya	260.00 - 280.00	350.00 - 400.00	1250.00 - 1300.00	300.00 - 320.00	220.00 - 240.00	70.00 - 80.00	70.00 - 80.00	50.00 - 60.00	118.00 - 120.00	100.00 - 106.00
Kandy	240.00 - 280.00	400.00 - 500.00	2000.00 - 2200.00	240.00 - 280.00	160.00 - 200.00	50.00 - 60.00	60.00 - 70.00	45.00 - 50.00	110.00 - 120.00	85.00 - 90.00
Puttalam	-	-	-	-	-	-	-	-	-	-
Rathnapura	-	-	-	-	-	-	-	-	-	-
Hambanthota	200.00 - 240.00	320.00 - 400.00	1100.00 - 1200.00	240.00 - 320.00	150.00 - 200.00	50.00 - 60.00	50.00 - 60.00	80.00 - 90.00	120.00 - 130.00	80.00 - 90.00
Matara	240.00 - 300.00	320.00 - 420.00	1100.00 - 1250.00	260.00 - 320.00	150.00 - 220.00	50.00 - 60.00	50.00 - 60.00	90.00 - 100.00	120.00 - 130.00	85.00 - 110.00
Galle	160.00 - 180.00	400.00 - 480.00	1200.00 - 1400.00	200.00 - 240.00	160.00 - 200.00	50.00 - 60.00	-	100.00 - 100.00	120.00 - 130.00	85.00 - 95.00
Tissamaharama	-	-	-	-	-	-	-	-	-	-
Meegoda (DEC)	280.00 - 320.00	320.00 - 480.00	1400.00 - 1600.00	200.00 - 320.00	160.00 - 200.00	80.00 - 80.00	80.00 - 80.00	100.00 - 100.00	110.00 - 130.00	90.00 - 100.00
Embilipitiya	160.00 - 240.00	350.00 - 480.00	1000.00 - 1100.00	240.00 - 280.00	150.00 - 200.00	50.00 - 60.00	50.00 - 60.00	80.00 - 100.00	120.00 - 130.00	80.00 - 110.00
Jaffna	150.00 - 170.00	240.00 - 280.00	1000.00 - 1100.00	200.00 - 220.00	120.00 - 150.00	90.00 - 110.00	50.00 - 60.00	50.00 - 55.00	100.00 - 115.00	60.00 - 65.00
Vavuniya	200.00 - 250.00	300.00 - 320.00	1600.00 - 1700.00	300.00 - 340.00	200.00 - 240.00	60.00 - 70.00	70.00 - 85.00	80.00 - 90.00	90.00 - 100.00	65.00 - 75.00
Mannar	180.00 - 220.00	300.00 - 400.00	1200.00 - 1500.00	200.00 - 220.00	180.00 - 200.00	45.00 - 55.00	50.00 - 60.00	45.00 - 55.00	90.00 - 100.00	75.00 - 85.00
Killinochchi	200.00 - 220.00	280.00 - 320.00	1550.00 - 1600.00	280.00 - 320.00	200.00 - 230.00	55.00 - 60.00	45.00 - 50.00	40.00 - 45.00	90.00 - 100.00	50.00 - 60.00
Mullaittivu	180.00 - 200.00	220.00 - 250.00	1000.00 - 1200.00	220.00 - 250.00	180.00 - 220.00	100.00 - 100.00	70.00 - 80.00	50.00 - 60.00	90.00 - 100.00	70.00 - 80.00
Batticaloa	280.00 - 320.00	300.00 - 320.00	1500.00 - 1600.00	300.00 - 320.00	220.00 - 300.00	70.00 - 80.00	70.00 - 75.00	50.00 - 50.00	95.00 - 100.00	55.00 - 60.00
Trincomalee	250.00 280.00	280.00 300.00	1400.00 1500.00	240.00 280.00	185.00 200.00	60.00 65.00	65.00 70.00	50.00 55.00	120.00 125.00	70.00 75.00
Hanguranketha	-	-	-	-	-	-	-	-	-	-
Veyangoda	-	-	-	-	-	-	-	-	-	-
Galenbindunuwewa	-	350.00 - 400.00	1000.00 - 1200.00	200.00 - 240.00	160.00 - 200.00	50.00 - 60.00	50.00 - 60.00	50.00 - 60.00	100.00 - 110.00	70.00 - 80.00
Bandarawela	240.00 - 250.00	600.00 - 650.00	1500.00 - 1600.00	300.00 - 340.00	250.00 - 260.00	50.00 - 60.00	50.00 - 60.00	70.00 - 80.00	120.00 - 130.00	90.00 - 100.00
Matale	240.00 - 280.00	320.00 - 400.00	1400.00 - 1500.00	200.00 - 240.00	160.00 - 180.00	50.00 - 60.00	50.00 - 60.00	50.00 - 70.00	110.00 - 120.00	80.00 - 100.00

Table 08: Selected Markets: Retail Price of Fruits (Rs/each & Rs/kg)

Week 24: 07 - 13 June 2024

LOCATIONS	Banana					Pineapple			Mango	
	Ambul (Rs/kg)	Kolikuttu (Rs/kg)	Seeni (Rs/kg)	Anamalu	Ambun	Large	Medium	Small	Betti	Karthakolomban
Colombo	150.00 - 250.00	350.00 - 450.00	160.00 - 240.00	25.00 - 45.00	32.00 - 54.00	470.00 - 600.00	350.00 - 500.00	250.00 - 350.00	-	80.00 - 150.00
Gampaha	-	-	-	-	-	-	-	-	-	-
Kurunegala	150.00 - 180.00	380.00 - 450.00	150.00 - 200.00	25.00 - 30.00	38.00 - 45.00	600.00 - 700.00	350.00 - 450.00	150.00 - 200.00	50.00 - 60.00	70.00 - 80.00
Nikaweratiya	-	-	-	-	-	-	-	-	-	-
Dambulla	150.00 - 160.00	400.00 - 450.00	160.00 - 180.00	-	40.00 - 45.00	650.00 - 700.00	500.00 - 550.00	350.00 - 400.00	40.00 - 50.00	100.00 - 120.00
Anuradhapura	150.00 - 200.00	450.00 - 550.00	160.00 - 200.00	26.00 - 32.00	35.00 - 43.00	750.00 - 850.00	600.00 - 650.00	450.00 - 550.00	-	50.00 - 80.00
Thambuththegama	-	-	-	-	-	-	-	-	-	-
Polonnaruwa	-	-	-	-	-	-	-	-	-	-
Kaluthara	180.00 - 200.00	420.00 - 460.00	190.00 - 210.00	30.00 - 32.00	40.00 - 42.00	550.00 - 600.00	450.00 - 500.00	-	-	100.00 - 120.00
Badulla	100.00 - 160.00	400.00 - 450.00	120.00 - 180.00	20.00 - 20.00	26.00 - 28.00	650.00 - 800.00	-	-	-	50.00 - 80.00
Keppetipola	140.00 - 160.00	300.00 - 320.00	130.00 - 140.00	20.00 - 22.00	36.00 - 40.00	-	620.00 - 650.00	420.00 - 440.00	35.00 - 40.00	60.00 - 70.00
Moneragala	100.00 - 120.00	250.00 - 270.00	80.00 - 100.00	15.00 - 20.00	20.00 - 25.00	630.00 - 630.00	450.00 - 520.00	320.00 - 370.00	-	50.00 - 70.00
Kegalle	140.00 - 160.00	450.00 - 500.00	140.00 - 160.00	20.00 - 25.00	25.00 - 30.00	600.00 - 750.00	400.00 - 550.00	150.00 - 250.00	-	60.00 - 80.00
Ampara	-	-	-	-	-	-	-	-	-	-
Dehiattakandiya	150.00 - 160.00	350.00 - 400.00	130.00 - 160.00	-	46.00 - 52.00	600.00 - 700.00	-	-	-	60.00 - 100.00
Nuwaraeliya	150.00 - 170.00	300.00 - 350.00	140.00 - 150.00	24.00 - 25.00	42.00 - 45.00	650.00 - 680.00	400.00 - 450.00	-	36.00 - 40.00	70.00 - 80.00
Kandy	180.00 - 200.00	450.00 - 480.00	150.00 - 170.00	20.00 - 25.00	35.00 - 38.00	800.00 - 900.00	450.00 - 500.00	250.00 - 350.00	30.00 - 35.00	60.00 - 80.00
Puttalam	-	-	-	-	-	-	-	-	-	-
Rathnapura	-	-	-	-	-	-	-	-	-	-
Hambantota	130.00 - 150.00	300.00 - 350.00	130.00 - 150.00	18.00 - 20.00	26.00 - 28.00	700.00 - 800.00	430.00 - 500.00	350.00 - 400.00	-	60.00 - 80.00
Matara	140.00 - 160.00	340.00 - 350.00	140.00 - 150.00	20.00 - 22.00	30.00 - 32.00	750.00 - 850.00	600.00 - 650.00	300.00 - 400.00	-	80.00 - 100.00
Galle	160.00 - 180.00	360.00 - 380.00	160.00 - 200.00	28.00 - 32.00	34.00 - 36.00	680.00 - 700.00	480.00 - 580.00	-	60.00 - 80.00	85.00 - 100.00
Tissamaharama	-	-	-	-	-	-	-	-	-	-
Meegoda (DEC)	140.00 - 160.00	350.00 - 400.00	120.00 - 160.00	42.00 - 50.00	47.00 - 56.00	595.00 - 680.00	455.00 - 520.00	350.00 - 400.00	-	70.00 - 90.00
Embilipitiya	70.00 - 100.00	220.00 - 300.00	70.00 - 100.00	15.00 - 25.00	20.00 - 30.00	500.00 - 550.00	400.00 - 450.00	300.00 - 350.00	50.00 - 70.00	70.00 - 90.00
Jaffna	200.00 - 260.00	300.00 - 350.00	240.00 - 270.00	-	-	900.00 - 950.00	700.00 - 760.00	600.00 - 650.00	-	100.00 - 150.00
Vavuniya	150.00 - 170.00	350.00 - 370.00	150.00 - 170.00	-	-	700.00 - 800.00	550.00 - 600.00	400.00 - 470.00	-	110.00 - 130.00
Mannar	150.00 - 160.00	300.00 - 400.00	140.00 - 160.00	22.00 - 25.00	-	550.00 - 600.00	400.00 - 450.00	300.00 - 350.00	-	60.00 - 80.00
Killinochchi	140.00 - 160.00	340.00 - 360.00	140.00 - 160.00	32.00 - 34.00	-	850.00 - 900.00	660.00 - 700.00	550.00 - 600.00	-	100.00 - 120.00
Mullaittivu	100.00 - 120.00	350.00 - 380.00	100.00 - 120.00	40.00 - 45.00	50.00 - 55.00	-	-	250.00 - 280.00	-	115.00 - 130.00
Batticaloa	140.00 - 150.00	340.00 - 360.00	140.00 - 160.00	20.00 - 24.00	-	-	480.00 - 500.00	320.00 - 420.00	-	80.00 - 90.00
Trincomalee	170.00 - 190.00	400.00 - 440.00	175.00 - 180.00	-	-	900.00 - 950.00	760.00 - 800.00	580.00 - 640.00	-	115.00 - 120.00
Veyangoda	-	-	-	-	-	-	-	-	-	-
Galenbindunuwewa	100.00 - 130.00	300.00 - 350.00	100.00 - 120.00	25.00 - 30.00	35.00 - 40.00	650.00 - 700.00	550.00 - 600.00	450.00 - 500.00	-	50.00 - 80.00
Bandarawela	160.00 - 180.00	400.00 - 450.00	150.00 - 160.00	20.00 - 25.00	33.00 - 36.00	700.00 - 700.00	650.00 - 650.00	600.00 - 600.00	30.00 - 35.00	85.00 - 100.00
Matale	160.00 - 180.00	400.00 - 450.00	160.00 - 180.00	25.00 - 28.00	40.00 - 43.00	760.00 - 800.00	550.00 - 650.00	400.00 - 450.00	-	50.00 - 60.00

Table 08 (Contd.)

LOCATIONS	Mango		Other Fruits									
	Vilad	Kohu	Papaw (Rs/kg)	Passion	Wood Apple	Orange	Avocado	Slime Apple	Grapes (Rs/kg)	King Coconut		
Colombo	60.00 - 100.00	-	160.00 - 300.00	65.00 - 120.00	150.00 - 200.00	140.00 - 200.00	70.00 - 120.00	25.00 - 100.00	1900.00 - 3000.00	160.00 - 220.00		
Gampaha	-	-	-	-	-	-	-	-	-	-		
Kurunegala	40.00 - 50.00	20.00 - 20.00	180.00 - 220.00	80.00 - 90.00	-	80.00 - 100.00	70.00 - 120.00	70.00 - 100.00	2500.00 - 2500.00	150.00 - 180.00		
Nikaweratiya	-	-	-	-	-	-	-	-	-	-		
Dambulla	50.00 - 60.00	15.00 - 20.00	140.00 - 160.00	30.00 - 35.00	80.00 - 100.00	70.00 - 80.00	100.00 - 120.00	50.00 - 60.00	2500.00 - 2600.00	140.00 - 150.00		
Anuradhapura	-	-	120.00 - 200.00	-	-	80.00 - 100.00	80.00 - 110.00	50.00 - 70.00	2500.00 - 3000.00	140.00 - 200.00		
Thambuththegama	-	-	-	-	-	-	-	-	-	-		
Polonnaruwa	-	-	-	-	-	-	-	-	-	-		
Kaluthara	-	-	240.00 - 260.00	80.00 - 90.00	-	120.00 - 140.00	100.00 - 140.00	80.00 - 100.00	2500.00 - 2600.00	160.00 - 170.00		
Badulla	40.00 - 45.00	20.00 - 25.00	-	50.00 - 60.00	80.00 - 90.00	-	120.00 - 120.00	50.00 - 60.00	2500.00 - 2500.00	200.00 - 200.00		
Keppetipola	35.00 - 40.00	14.00 - 16.00	160.00 - 170.00	40.00 - 50.00	-	110.00 - 120.00	45.00 - 50.00	-	2500.00 - 2600.00	140.00 - 150.00		
Moneragala	-	-	160.00 - 220.00	30.00 - 40.00	-	80.00 - 100.00	60.00 - 100.00	40.00 - 50.00	2600.00 - 3000.00	120.00 - 140.00		
Kegalle	-	-	200.00 - 230.00	-	90.00 - 100.00	80.00 - 100.00	80.00 - 100.00	40.00 - 50.00	2500.00 - 2600.00	130.00 - 150.00		
Ampara	-	-	-	-	-	-	-	-	-	-		
Dehiattakandiya	-	-	160.00 - 180.00	-	-	-	100.00 - 150.00	60.00 - 60.00	2200.00 - 2600.00	120.00 - 150.00		
Nuwaraeliya	38.00 - 40.00	16.00 - 18.00	150.00 - 160.00	60.00 - 70.00	-	110.00 - 120.00	50.00 - 60.00	45.00 - 60.00	2600.00 - 2650.00	150.00 - 160.00		
Kandy	40.00 - 50.00	18.00 - 20.00	200.00 - 210.00	50.00 - 60.00	90.00 - 100.00	70.00 - 80.00	70.00 - 80.00	40.00 - 50.00	2000.00 - 2500.00	150.00 - 160.00		
Puttalam	-	-	-	-	-	-	-	-	-	-		
Hambantota	-	-	140.00 - 170.00	-	100.00 - 120.00	100.00 - 130.00	60.00 - 70.00	50.00 - 70.00	2200.00 - 2300.00	140.00 - 160.00		
Rathnapura	-	-	-	-	-	-	-	-	-	-		
Matara	-	-	140.00 - 150.00	50.00 - 54.00	110.00 - 140.00	130.00 - 140.00	65.00 - 70.00	50.00 - 60.00	2300.00 - 2500.00	150.00 - 170.00		
Galle	-	20.00 - 25.00	160.00 - 220.00	80.00 - 100.00	140.00 - 160.00	100.00 - 120.00	60.00 - 80.00	75.00 - 85.00	2000.00 - 2800.00	120.00 - 130.00		
Tissamaharama	-	-	-	-	-	-	-	-	-	-		
Meegoda (DEC)	-	-	200.00 - 200.00	-	-	-	75.00 - 85.00	50.00 - 60.00	1900.00 - 2300.00	120.00 - 150.00		
Embilipitiya	40.00 - 60.00	20.00 - 30.00	130.00 - 160.00	50.00 - 60.00	-	80.00 - 120.00	80.00 - 120.00	10.00 - 15.00	2400.00 - 2700.00	150.00 - 160.00		
Jaffna	40.00 - 55.00	-	130.00 - 150.00	100.00 - 130.00	100.00 - 150.00	-	120.00 - 150.00	-	2900.00 - 3000.00	150.00 - 170.00		
Vavuniya	-	-	100.00 - 140.00	65.00 - 75.00	-	-	-	-	2350.00 - 2450.00	200.00 - 250.00		
Mannar	40.00 - 50.00	-	120.00 - 130.00	-	-	100.00 - 150.00	100.00 - 125.00	-	2500.00 - 2800.00	180.00 - 220.00		
Killinochchi	40.00 - 50.00	-	100.00 - 120.00	-	-	-	100.00 - 120.00	-	2400.00 - 2500.00	200.00 - 210.00		
Mullaittivu	40.00 - 45.00	-	150.00 - 180.00	-	-	-	-	-	-	150.00 - 180.00		
Batticaloa	-	-	130.00 - 150.00	85.00 - 90.00	135.00 - 150.00	90.00 - 100.00	110.00 - 120.00	-	2100.00 - 2200.00	180.00 - 200.00		
Trincomalee	45.00 - 55.00	35.00 - 36.00	110.00 - 120.00	82.00 - 85.00	-	76.00 - 80.00	102.00 - 104.00	-	2450.00 - 2500.00	180.00 - 200.00		
Veyangoda	-	-	-	-	-	-	-	-	-	-		
Galenbindunuwewa	-	-	120.00 - 150.00	-	-	-	60.00 - 80.00	-	2400.00 - 2500.00	120.00 - 150.00		
Bandarawela	35.00 - 40.00	-	160.00 - 180.00	60.00 - 65.00	160.00 - 180.00	70.00 - 70.00	60.00 - 80.00	40.00 - 50.00	2500.00 - 2500.00	200.00 - 200.00		
Matale	40.00 - 50.00	30.00 - 35.00	140.00 - 160.00	50.00 - 60.00	150.00 - 160.00	70.00 - 80.00	90.00 - 110.00	50.00 - 60.00	2000.00 - 2200.00	130.00 - 150.00		

Table 09: Selected Markets: Wholesale Price of Fresh Fish & Eggs (Rs/kg & Rs/egg)

Week 24: 07 - 13 June 2024

Locations	Sea Fish					
	Salaya	Hurulla	Balaya	Kelawalla	Thora	Paraw
Colombo	300.00 – 550.00	850.00 – 1000.00	1000.00 – 1200.00	1400.00 – 1750.00	2500.00 – 3700.00	1400.00 – 1700.00
Kandy	550.00 – 600.00	-	1200.00 – 1250.00	1700.00 – 1800.00	-	1500.00 – 1600.00
Kaluthara	400.00 – 420.00	-	1300.00 – 1400.00	1500.00 – 1600.00	-	1500.00 – 1600.00
Puttalam	-	-	-	-	-	-
Matara	400.00 – 500.00	-	1300.00 – 1400.00	1600.00 – 1700.00	-	-
Hambantota	450.00 – 500.00	-	-	1600.00 – 1700.00	-	-
Galle	-	-	1200.00 – 1300.00	1400.00 – 1500.00	-	1200.00 – 1300.00
Batticaloa	300.00 – 350.00	900.00 – 1000.00	800.00 – 1000.00	1400.00 – 1600.00	2000.00 – 2100.00	1400.00 – 1600.00
Trincomalee	420.00 – 460.00	820.00 – 880.00	980.00 – 1050.00	1700.00 – 1760.00	1900.00 – 2050.00	1500.00 – 1580.00
Mannar	420.00 – 450.00	-	-	-	-	1100.00 – 1200.00

Locations	Sea Fish				Eggs	
	Mora	Shrimps	Thalapath	Teppeli	Brown	White
Colombo	950.00 – 1250.00	1600.00 – 2300.00	1800.00 – 2400.00	-	47.00 – 48.50	45.00 – 47.00
Kandy	-	1800.00 – 1900.00	2300.00 – 2400.00	-	48.00 – 50.00	45.00 – 47.00
Kaluthara	-	-	-	-	-	-
Puttalam	-	-	-	-	-	-
Matara	-	1600.00 – 1650.00	-	-	45.00 – 47.00	43.00 – 45.00
Hambantota	-	1550.00 – 1600.00	-	-	-	44.00 – 46.00
Galle	-	-	-	-	44.00 – 44.00	44.00 – 45.00
Batticaloa	1100.00 – 1200.00	1400.00 – 1600.00	2000.00 – 2100.00	-	47.00 – 48.00	49.00 – 50.00
Trincomalee	1600.00 – 1650.00	1040.00 – 1100.00	-	-	49.00 – 50.00	48.00 – 49.00
Mannar	1750.00 – 1800.00	1200.00 – 1300.00	-	-	49.00 – 50.00	47.00 – 48.00

Table 10: Selected Markets: Wholesale Price of Dried Fish (Rs/50kg)

Week 24: 07 - 13 June 2024

Locations	Local Dried Fish					
	Sprats	Kattawa	Thora	Mora	Balaya	Anguluwa
Colombo	77500 – 85000	-	-	90000 – 97500	55000 – 60000	-
Kandy	70000 – 72500	-	-	90000 – 95000	49000 – 51250	47500 – 50000
Batticaloa	35000 – 40000	90000 – 95000	-	85000 – 90000	45000 – 50000	45000 – 50000
Trincomalee	55000 – 56000	-	-	-	47000 – 48000	37000 – 38000
Mannar	47000 – 48000	80000 – 110000	-	70000 – 75000	45000 – 50000	35000 – 37500

Locations	Local Dried Fish			Imported Dried Fish		
	Maduwa	Koduwa	Salaya	Sprats	Kattawa	Thora
Colombo	70000 – 77500	-	27500 – 42500	35000 – 45000	62500 – 70000	-
Kandy	68750 – 70000	-	26000 – 27500	43500 – 46000	70000 – 72500	-
Batticaloa	50000 – 55000	-	35000 – 40000	45000 – 50000	80000 – 82500	-
Trincomalee	50000 – 51000	-	30000 – 31000	49500 – 50000	99000 – 99500	-
Mannar	57500 – 60000	-	30000 – 32500	52500 – 55000	-	-

Locations	Imported Dried Fish					
	Mora	Balaya	Anguluwa	Maduwa	Koduwa	Salaya
Colombo	-	-	67500 – 77500	-	-	-
Kandy	-	-	-	-	-	-
Batticaloa	-	-	-	-	-	-
Trincomalee	-	-	-	-	-	-
Mannar	-	-	-	-	-	-

Table 11: Selected Markets: Retail Price of Fresh Fish & Eggs (Rs/kg & Rs/eggs)

Week 24: 07 - 13 June 2024

LOCATIONS	Sea Fish								Eggs										
	Salaya		Hurulla		Balaya		Kelawalla		Thora		Paraw		Mora		Thalapath		Brown		White
Colombo	500.00 - 800.00	1100.00 - 1200.00	1200.00 - 1400.00	1650.00 - 2800.00	3000.00 - 4400.00	1600.00 - 3200.00	-	2100.00 - 3400.00	49.00 - 50.00	47.00 - 50.00									
Gampaha	-	-	-	-	-	-	-	-	-	-	-	-	-	-	-	-	-	-	-
Kurunegala	500.00 - 580.00	880.00 - 900.00	1200.00 - 1200.00	2000.00 - 2100.00	-	1600.00 - 1600.00	-	2400.00 - 2400.00	52.00 - 52.00	45.00 - 50.00									
Nikaweratiya	-	-	-	-	-	-	-	-	-	-	-	-	-	-	-	-	-	-	
Dambulla	700.00 - 800.00	1100.00 - 1200.00	1200.00 - 1300.00	2300.00 - 2500.00	-	1800.00 - 2000.00	2000.00 - 2000.00	2500.00 - 2600.00	48.00 - 49.00	45.00 - 46.00									
Anuradhapura	700.00 - 750.00	-	1300.00 - 1400.00	2400.00 - 2600.00	-	1900.00 - 2000.00	-	2400.00 - 2500.00	-	46.00 - 48.00									
Thambuththegama	-	-	-	-	-	-	-	-	-	-	-	-	-	-	-	-	-	-	
Polonnaruwa	-	-	-	-	-	-	-	-	-	-	-	-	-	-	-	-	-	-	
Kaluthara	620.00 - 660.00	-	1550.00 - 1650.00	2200.00 - 2400.00	-	1700.00 - 1800.00	-	-	-	46.00 - 47.00									
Badulla	600.00 - 600.00	900.00 - 900.00	1800.00 - 2000.00	2000.00 - 2000.00	-	2400.00 - 2600.00	2600.00 - 2600.00	2600.00 - 2800.00	50.00 - 55.00	48.00 - 50.00									
Keppetipola	600.00 - 650.00	800.00 - 800.00	1600.00 - 1700.00	2400.00 - 2500.00	-	-	-	2600.00 - 2700.00	48.00 - 50.00	45.00 - 48.00									
Moneragala	700.00 - 750.00	-	1300.00 - 1500.00	2600.00 - 2800.00	2800.00 - 3000.00	-	-	2800.00 - 3000.00	49.00 - 50.00	48.00 - 50.00									
Kegalle	600.00 - 700.00	1300.00 - 1400.00	1300.00 - 1450.00	2400.00 - 2600.00	-	1900.00 - 2100.00	1900.00 - 2000.00	2500.00 - 2600.00	50.00 - 52.00	48.00 - 49.00									
Ampara	-	-	-	-	-	-	-	-	-	-	-	-	-	-	-	-	-		
Dehiattakandiya	460.00 - 600.00	800.00 - 1000.00	1600.00 - 1800.00	2400.00 - 2600.00	-	-	1800.00 - 1800.00	2800.00 - 2800.00	46.00 - 48.00	45.00 - 48.00									
Nuwaraeliya	650.00 - 700.00	800.00 - 900.00	1700.00 - 1800.00	2500.00 - 2600.00	-	-	-	2700.00 - 2800.00	48.00 - 50.00	45.00 - 47.00									
Kandy	640.00 - 700.00	-	1350.00 - 1500.00	2350.00 - 2400.00	-	1700.00 - 1800.00	-	2600.00 - 2650.00	50.00 - 52.00	48.00 - 49.00									
Puttalam	-	-	-	-	-	-	-	-	-	-	-	-	-	-	-	-	-		
Hambantota	550.00 - 600.00	-	1600.00 - 1800.00	2400.00 - 2400.00	-	-	-	-	-	45.00 - 48.00									
Rathnapura	-	-	-	-	-	-	-	-	-	-	-	-	-	-	-	-	-		
Matara	600.00 - 700.00	-	1800.00 - 2000.00	2200.00 - 2400.00	-	-	-	-	46.00 - 49.00	44.00 - 46.00									
Galle	600.00 - 700.00	-	1800.00 - 2000.00	2600.00 - 2800.00	3000.00 - 3000.00	2400.00 - 2600.00	-	2600.00 - 2800.00	46.00 - 46.00	45.00 - 50.00									
Tissamaharama	-	-	-	-	-	-	-	-	-	-	-	-	-	-	-	-	-		
Meegoda	760.00 - 800.00	-	-	2600.00 - 2600.00	-	-	-	3360.00 - 3400.00	46.00 - 48.00	46.00 - 47.00									
Embilipitiya	750.00 - 800.00	-	1800.00 - 1900.00	2500.00 - 2600.00	-	1900.00 - 2000.00	-	2500.00 - 2600.00	46.00 - 50.00	45.00 - 50.00									
Jaffna	400.00 - 450.00	1000.00 - 1100.00	1150.00 - 1250.00	-	-	2000.00 - 2200.00	2500.00 - 2600.00	-	48.00 - 50.00	49.00 - 50.00									
Vavuniya	700.00 - 800.00	1200.00 - 1300.00	1400.00 - 1500.00	2400.00 - 2500.00	-	2300.00 - 2450.00	2400.00 - 2500.00	2400.00 - 2500.00	50.00 - 52.00	48.00 - 49.00									
Mannar	500.00 - 600.00	900.00 - 1000.00	1100.00 - 1200.00	-	-	1400.00 - 1600.00	2000.00 - 2200.00	-	51.00 - 53.00	49.00 - 50.00									
Killinochchi	400.00 - 460.00	-	-	-	-	1450.00 - 1500.00	2900.00 - 3000.00	-	-	48.00 - 49.00									
Mullaitivu	750.00 - 900.00	900.00 - 1200.00	1000.00 - 1100.00	-	-	1350.00 - 1500.00	-	-	-	46.00 - 48.00									
Batticaloa	600.00 - 700.00	1400.00 - 1500.00	1000.00 - 1200.00	2200.00 - 2400.00	2800.00 - 3000.00	2200.00 - 2400.00	2200.00 - 2350.00	2800.00 - 3000.00	50.00 - 51.00	51.00 - 52.00									
Trincomalee	540.00 - 560.00	950.00 - 1000.00	1000.00 - 1150.00	2100.00 - 2150.00	-	1800.00 - 1850.00	1860.00 - 1900.00	-	55.00 - 56.00	52.00 - 54.00									
Veyangoda	-	-	-	-	-	-	-	-	-	-	-	-	-	-	-	-	-		
Galenbindunuwewa	700.00 - 700.00	1200.00 - 1200.00	1200.00 - 1200.00	2400.00 - 2400.00	3400.00 - 3400.00	2500.00 - 2500.00	2000.00 - 2000.00	2500.00 - 2500.00	-	45.00 - 48.00									
Bandarawela	800.00 - 800.00	-	1200.00 - 1200.00	2200.00 - 2200.00	-	-	1700.00 - 1800.00	2400.00 - 2400.00	49.00 - 50.00	50.00 - 50.00									
Matale	750.00 - 800.00	1100.00 - 1200.00	1300.00 - 1400.00	2200.00 - 2300.00	-	1800.00 - 1900.00	1600.00 - 1700.00	2300.00 - 2400.00	48.00 - 49.00	47.00 - 48.00									

Table 12: Selected Markets: Retail Price of Dried Fish (Rs/kg)

Week 24: 07 - 13 June 2024

LOCATIONS	Dried Fish													
	Sprats-Imported		Kattawa		Thora		Mora		Balaya		Anguluwa		Salaya	
Colombo	1200.00	1600.00	1800.00	2400.00	-	-	2200.00	2500.00	1500.00	2000.00	1800.00	2400.00	1000.00	1300.00
Gampaha	-	-	-	-	-	-	-	-	-	-	-	-	-	-
Kurunegala	1000.00	1200.00	2000.00	2200.00	3000.00	3100.00	2100.00	2300.00	1200.00	1300.00	1600.00	1800.00	800.00	1000.00
Nikaweratiya	-	-	-	-	-	-	-	-	-	-	-	-	-	-
Dambulla	1000.00	1100.00	2300.00	2400.00	-	-	2200.00	2300.00	1200.00	1300.00	2000.00	2100.00	-	-
Anuradhapura	1000.00	1200.00	2000.00	2400.00	-	-	2200.00	2400.00	1200.00	1600.00	2000.00	2200.00	900.00	1000.00
Thambuththegama	-	-	-	-	-	-	-	-	-	-	-	-	-	-
Polonnaruwa	-	-	-	-	-	-	-	-	-	-	-	-	-	-
Kaluthara	1100.00	1200.00	2000.00	2100.00	-	-	2100.00	2200.00	1300.00	1400.00	2000.00	2100.00	-	-
Badulla	1000.00	1200.00	2200.00	2600.00	-	-	2200.00	2200.00	1300.00	1500.00	-	-	-	-
Keppetipola	1260.00	1280.00	2360.00	2380.00	-	-	2260.00	2300.00	1260.00	1300.00	2200.00	2250.00	900.00	920.00
Moneragala	1100.00	1200.00	2000.00	2200.00	-	-	2000.00	2200.00	1400.00	1600.00	2000.00	2200.00	-	-
Kegalle	1000.00	1250.00	2000.00	2200.00	-	-	2000.00	2100.00	1200.00	1300.00	-	-	-	-
Ampara	-	-	-	-	-	-	-	-	-	-	-	-	-	-
Dehiattakandiya	1000.00	1100.00	-	-	-	-	2000.00	2400.00	1600.00	1800.00	2200.00	2200.00	-	-
Nuwareliya	1200.00	1280.00	2400.00	2450.00	-	-	2250.00	2300.00	1300.00	1350.00	2240.00	2260.00	880.00	900.00
Kandy	1000.00	1300.00	2200.00	2300.00	-	-	2300.00	2400.00	1500.00	1600.00	2000.00	2100.00	950.00	1000.00
Puttalam	-	-	-	-	-	-	-	-	-	-	-	-	-	-
Hambantota	1150.00	1200.00	1900.00	2100.00	-	-	-	-	1500.00	1600.00	2000.00	2100.00	-	-
Rathnapura	-	-	-	-	-	-	-	-	-	-	-	-	-	-
Matara	1000.00	1200.00	1900.00	2000.00	-	-	1900.00	2000.00	1500.00	1600.00	2000.00	2000.00	-	-
Galle	1200.00	1600.00	2000.00	2200.00	-	-	2000.00	2200.00	1400.00	1600.00	1800.00	2000.00	-	-
Tissamaharama	-	-	-	-	-	-	-	-	-	-	-	-	-	-
Meegoda	1000.00	1120.00	1800.00	2000.00	-	-	1800.00	2300.00	1600.00	1600.00	1800.00	2000.00	800.00	1120.00
Embilipitiya	1200.00	1350.00	2200.00	2400.00	-	-	2000.00	2200.00	1450.00	1600.00	2100.00	2300.00	900.00	1000.00
Jaffna	1000.00	1100.00	1800.00	2000.00	3100.00	3250.00	2150.00	2300.00	1280.00	1350.00	1200.00	1300.00	-	-
Vavuniya	-	-	-	-	-	-	-	-	-	-	-	-	1000.00	1100.00
Mannar	1000.00	1100.00	1800.00	2400.00	-	-	1600.00	1700.00	1100.00	1200.00	-	-	750.00	800.00
Killinochchi	1000.00	1100.00	2400.00	2500.00	-	-	1800.00	1900.00	1650.00	1700.00	-	-	850.00	900.00
Mullaitivu	1250.00	1500.00	1800.00	1900.00	-	-	-	-	-	-	-	-	900.00	1000.00
Batticaloa	1000.00	1100.00	2000.00	2100.00	-	-	1900.00	2000.00	1100.00	1200.00	-	-	900.00	1000.00
Trincomalee	1160.00	1200.00	2350.00	2400.00	-	-	-	-	1100.00	1150.00	-	-	750.00	770.00
Veyangoda	-	-	-	-	-	-	-	-	-	-	-	-	-	-
Galenbindunuwewa	1000.00	1400.00	2200.00	2400.00	-	-	2000.00	2200.00	1400.00	1700.00	2000.00	2200.00	900.00	1200.00
Bandarawela	1300.00	1400.00	2200.00	2200.00	-	-	-	-	1400.00	1500.00	-	-	800.00	800.00
Matale	1000.00	1200.00	2300.00	2400.00	-	-	2200.00	2300.00	1400.00	1500.00	2200.00	2300.00	800.00	850.00

Table 13: Selected Markets: Retail Price of Meat (Rs/kg)

Week 24: 07 - 13 June 2024

LOCATIONS	Meat		Meat (Chicken)		Meat					
	Beef		Broiler	Curry	Mutton	Pork				
Colombo	2500.00	- 2600.00	1200.00	- 1300.00	1050.00	- 1450.00	3200.00	- 3600.00	1300.00	- 1500.00
Gampaha	-		-		-		-		-	
Kurunegala	2000.00	- 2100.00	1100.00	- 1250.00	-		3000.00	- 3200.00	1400.00	- 1500.00
Nikaweratiya	-		-		-		-		-	
Dambulla	-		1200.00	- 1250.00	-		-		1300.00	- 1400.00
Anuradhapura	2300.00	- 2400.00	1050.00	- 1200.00	1300.00	- 1300.00	3400.00	- 3500.00	1300.00	- 1500.00
Thambuththegama	-		-		-		-		-	
Polonnaruwa	-		-		-		-		-	
Kaluthara	2300.00	- 2400.00	1200.00	- 1250.00	-		-		1380.00	- 1420.00
Badulla	2100.00	- 2100.00	1380.00	- 1400.00	-		2900.00	- 2900.00	1650.00	- 1650.00
Keppetipola	2100.00	- 2200.00	1280.00	- 1350.00	1400.00	- 1450.00	3000.00	- 3100.00	-	
Moneragala	2300.00	- 2300.00	1200.00	- 1400.00	1500.00	- 1600.00	-		1500.00	- 1550.00
Kegalle	2300.00	- 2300.00	1180.00	- 1290.00	-		3000.00	- 3000.00	1400.00	- 1600.00
Ampara	-		-		-		-		-	
Dehiattakandiya	-		1180.00	- 1250.00	-		-		1280.00	- 1340.00
Nuwaraeliya	2250.00	- 2300.00	1260.00	- 1320.00	1420.00	- 1460.00	3200.00	- 3300.00	1450.00	- 1500.00
Kandy	2200.00	- 2200.00	1100.00	- 1140.00	1250.00	- 1275.00	3100.00	- 3200.00	1400.00	- 1450.00
Puttalam	-		-		-		-		-	
Hambantota	-		1230.00	- 1250.00	-		-		-	
Rathnapura	-		-		-		-		-	
Matara	-		1220.00	- 1280.00	-		-		-	
Galle	2400.00	- 2500.00	1200.00	- 1300.00	1350.00	- 1400.00	3300.00	- 3500.00	-	
Tissamaharama	-		-		-		-		-	
Meegoda	-		1250.00	- 1290.00	1300.00	- 1400.00	-		1250.00	- 1250.00
Embilipitiya	2150.00	- 2200.00	1000.00	- 1150.00	1200.00	- 1320.00	2900.00	- 3000.00	1450.00	- 1600.00
Jaffna	2000.00	- 2100.00	1300.00	- 1400.00	1500.00	- 1550.00	3450.00	- 3600.00	-	
Vavuniya	2000.00	- 2150.00	1350.00	- 1450.00	1500.00	- 1600.00	3000.00	- 3200.00	-	
Mannar	2000.00	- 2200.00	1280.00	- 1400.00	1600.00	- 1700.00	-		-	
Killinochchi	2000.00	- 2050.00	1350.00	- 1400.00	1750.00	- 1800.00	3300.00	- 3500.00	-	
Mullaittivu	1700.00	- 1750.00	1550.00	- 1600.00	-		-		-	
Batticaloa	1800.00	- 1900.00	1200.00	- 1250.00	1400.00	- 1500.00	3280.00	- 3300.00	-	
Trincomalee	2100.00	- 2150.00	1320.00	- 1380.00	1840.00	- 1900.00	3400.00	- 3500.00	-	
Veyangoda	-		-		-		-		-	
Galenbindunuwewa	1900.00	- 2000.00	1100.00	- 1120.00	-		-		1400.00	- 1500.00
Bandarawela	2400.00	- 2400.00	1200.00	- 1250.00	1500.00	- 1580.00	-		-	
Matale	2000.00	- 2200.00	1100.00	- 1180.00	1400.00	- 1450.00	2900.00	- 3000.00	1400.00	- 1600.00

Table 14: Colombo: Wholesale Prices (Rs/kg or Rs/piece)

Week 24: 07 - 13 June 2024

COMMODITY	Range	Average Price			Change Compared to		COMMODITY	Range	Average Price			Change Compared to	
		This Week	Last Week	Last Year	Last Week (%)	Last Year (%)			This Week	Last Week	Last Year	Last Week (%)	Last Year (%)
<u>Rice</u>							<u>Coconut</u>						
Local							Large	95.00 - 105.00	100.00	107.50	105.00	-6.98	-4.76
Samba 1	235.00 - 240.00	236.91	237.30	207.00	-0.16	14.45	Small	80.00 - 90.00	85.00	91.11	84.00	-6.71	1.19
Samba 2	228.00 - 230.00	229.50	229.50	198.50	0.00	15.62							
Keeri Samba	300.00 - 315.00	308.00	310.00	258.30	-0.65	19.24	<u>Fruits (Rs/fruit)</u>						
Nadu 1	210.00 - 215.00	212.00	212.00	181.50	0.00	16.80	Plantain						
Nadu 2	205.00 - 207.00	205.50	205.22	176.50	0.14	16.43	Ambul (Rs/kg)	100.00 - 130.00	116.36	99.17	111.67	17.34	4.21
Raw (Red)	180.00 - 190.00	185.56	184.80	141.50	0.41	31.13	Kolikuttu (Rs/kg)	280.00 - 320.00	300.00	276.67	309.09	8.43	-2.94
Raw (White)	200.00 - 210.00	206.67	206.00	161.80	0.32	27.73	Seeni (Rs/kg)	100.00 - 130.00	116.36	96.67	100.00	20.38	16.36
Imported							Anamalu	20.00 - 27.00	24.73	23.00	20.91	7.51	18.26
Samba	265.00 - 270.00	266.43	266.63	208.50	-0.07	27.78	Ambun	27.00 - 32.00	29.82	29.67	26.55	0.51	12.33
Nadu	-	-	-	-	-	-	Papaw(Rs/kg)	120.00 - 220.00	155.83	90.00	106.43	73.15	46.42
Raw (Red)	-	-	-	-	-	-	Passion Fruit	60.00 - 75.00	67.50	66.00	29.55	2.27	128.46
Raw (White)	-	-	-	182.86	-	-	Pineapple Large	350.00 - 450.00	408.75	545.00	565.00	-25.00	-27.65
<u>Dried Chillies</u>							Pineapple Medium	270.00 - 340.00	308.57	395.00	466.00	-21.88	-33.78
Imported	700.00 - 800.00	762.22	769.00	942.00	-0.88	-19.08	Pineapple Small	150.00 - 250.00	207.50	305.00	359.00	-31.97	-42.20
<u>Onion</u>							Mango						
Sinnan	-	-	-	-	-	-	Betti	20.00 - 25.00	22.00	22.78	23.38	-3.41	-5.88
Vedalan	380.00 - 420.00	400.00	427.78	-	-6.49	-	Karthakolomban	60.00 - 100.00	72.73	75.45	67.86	-3.61	7.18
Imported	350.00 - 390.00	367.78	372.50	334.00	-1.27	10.11	Vilad	40.00 - 55.00	47.78	40.00	41.67	19.44	14.67
<u>Big Onion</u>							Kohu	16.00 - 22.00	19.25	19.45	16.33	-1.05	17.86
Imported	170.00 - 230.00	201.00	196.00	94.10	2.55	113.60	Other						
Local	-	-	-	-	-	-	Wood Apple	140.00 - 160.00	153.00	155.00	92.50	-1.29	65.41
<u>Potato</u>							Orange	100.00 - 140.00	121.11	94.00	94.44	28.84	28.24
Welimada	-	-	-	-	-	-	Avocado	50.00 - 80.00	68.00	65.00	64.29	4.62	5.78
N'Eliya	240.00 - 250.00	245.00	248.57	285.00	-1.44	-14.04	Slime Apple	15.00 - 22.00	18.30	19.11	19.60	-4.24	-6.63
Imported	160.00 - 190.00	174.38	167.86	160.50	3.88	8.64	Grapes (Imp., Rs/kg)	1570.00 - 2000.00	1792.50	1657.14	1580.00	8.17	13.45
<u>Pulses</u>							King Coconut	120.00 - 150.00	136.00	148.89	99.17	-8.66	37.14
Green Gram	950.00 - 1050.00	991.25	1022.50	1000.00	-3.06	-0.88	<u>Sea Fish</u>						
Cowpea (White)	800.00 - 850.00	822.86	805.71	664.00	2.13	23.92	Salaya	300.00 - 550.00	440.77	582.50	491.00	-24.33	-10.23
Cowpea (Red)	750.00 - 800.00	776.67	765.71	765.00	1.43	1.53	Hurulla	850.00 - 1000.00	948.33	1003.33	1111.00	-5.48	-14.64
Red Dhal	275.00 - 280.00	276.25	276.67	254.00	-0.15	8.76	Balaya	1000.00 - 1200.00	1103.33	1265.83	1238.00	-12.84	-10.88
<u>Vegetable</u>							Kelawalla	1400.00 - 1750.00	1577.50	1560.00	1707.00	1.12	-7.59
Beans (Butter)	-	-	-	-	-	-	Thora	2500.00 - 3700.00	3104.17	2883.33	2330.00	7.66	33.23
Beans(Green)	450.00 - 550.00	500.00	513.00	390.00	-2.53	28.21	Paraw	1400.00 - 1700.00	1576.67	1666.67	1500.00	-5.40	5.11
Carrot	180.00 - 320.00	252.00	133.00	285.00	89.47	-11.58	Mora	950.00 - 1250.00	1090.83	1110.00	1110.00	-1.73	-1.73
Leeks	400.00 - 450.00	430.00	392.00	239.00	9.69	79.92	Shrimps	1600.00 - 2300.00	1940.00	1740.00	1679.00	11.49	15.54
Beetroot	250.00 - 450.00	364.55	314.29	319.09	15.99	14.25	Thalapath	1800.00 - 2400.00	2062.50	2266.67	2015.00	-9.01	2.36
Knolkhol	250.00 - 300.00	276.00	222.00	210.00	24.32	31.43	<u>Eggs</u>						
Raddish	150.00 - 200.00	175.00	170.00	156.00	2.94	12.18	Brown	47.00 - 48.50	47.75	47.56	49.33	0.39	-3.21
Cabbage	60.00 - 200.00	126.67	72.00	215.00	75.93	-41.09	White	45.00 - 47.00	45.81	45.63	50.50	0.41	-9.28
Tomato	250.00 - 400.00	328.00	165.00	208.00	98.79	57.69	<u>Dried Fish</u>						
Ladies Fingers	120.00 - 160.00	140.00	109.00	150.00	28.44	-6.67	Sprats	1550.00 - 1700.00	1645.00	1555.38	1697.00	5.76	-3.06
Brinjal	400.00 - 450.00	424.00	370.00	186.00	14.59	127.96	Sprats (Imported)	700.00 - 900.00	817.50	796.67	818.33	2.62	-0.10
Capsicum	400.00 - 430.00	412.00	362.00	350.00	13.81	17.71	Kattawa	-	-	-	-	-	-
Pumpkin	80.00 - 120.00	98.00	76.00	82.00	28.95	19.51	Kattawa (Imported)	1250.00 - 1400.00	1330.83	1316.67	1659.00	1.08	-19.78
Cucumber	60.00 - 120.00	90.00	100.00	108.00	-10.00	-16.67	Thora	-	-	-	-	-	-
Bitter Gourd	550.00 - 650.00	585.00	503.00	470.00	16.30	24.47	Thora (Imported)	-	-	-	-	-	-
Snake Gourd	280.00 - 320.00	302.00	292.00	249.00	3.42	21.29	Mora	1800.00 - 1950.00	1870.83	1868.33	1791.00	0.13	4.46
Drumstick	-	-	-	-	-	-	Mora (Imported)	-	-	-	-	-	-
Luffa	250.00 - 300.00	272.00	267.00	168.00	1.87	61.90	Balaya	1100.00 - 1200.00	1167.50	1040.00	1595.00	12.26	-26.80
Long Beans	200.00 - 300.00	259.00	202.00	294.00	28.22	-11.90	Balaya (Imported)	-	-	-	-	-	-
Ash Plantain	180.00 - 200.00	190.00	140.00	154.00	35.71	23.38	Anguluwa	-	-	-	-	-	-
Green Chillies	200.00 - 300.00	258.00	202.00	415.00	27.72	-37.83	Anguluwa (Imported)	1350.00 - 1550.00	1438.33	1383.33	1572.50	3.98	-8.53
Lime	1000.00 - 1200.00	1110.00	950.00	308.00	16.84	260.39	Maduwa	1400.00 - 1550.00	1470.83	1419.17	1350.00	3.64	8.95
<u>Root Crops</u>							Maduwa (Imported)	-	-	-	-	-	-
Sweet Potato	160.00 - 180.00	167.50	170.00	92.00	-1.47	82.07	Koduwa	-	-	-	-	-	-
Manioc	100.00 - 120.00	115.00	110.00	155.00	4.55	-25.81	Koduwa (Imported)	-	-	-	-	-	-
<u>Leafy Vegetable</u>							Salaya	550.00 - 850.00	696.67	604.17	789.00	15.31	-11.70
Mukunuwenna	40.00 - 50.00	43.00	47.50	45.00	-9.47	-4.44	Salaya (Imported)	-	-	-	-	-	-
Kankun	40.00 - 50.00	43.00	47.50	45.00	-9.47	-4.44							
Gotukola (Rs/kg)	300.00 - 320.00	306.00	260.00	290.00	17.69	5.52							

This Week: Week 24: 07 - 13 June 2024
 Last Week: Week 23: 31 May - 06 June 2024

Table 15: Colombo &Suburbs: Retail Prices (Rs/kg or Rs/piece)

Week 24: 07 - 13 June 2024

COMMODITY	Range	Average Price			Change Compared to		COMMODITY	Range	Average Price			Change Compared to							
		This Week	Last Week	Last Year	Last Week	Last Year (%)			This Week	Last Week	Last Year	Last Week	Last Year (%)						
Rice							Coconut												
Local							Large						100.00	120.00	111.03	115.37	114.03	-4.34	-2.63
Samba 1	230.00 - 270.00	251.67	251.72	230.69	-0.06	9.09	Small						85.00	105.00	91.43	92.50	93.95	-1.07	-2.68
Samba 2	-			219.09			Fruits (Rs/fruit)												
Keeri Samba	340.00 - 380.00	359.05	361.82	268.64	-2.77	33.66	Plantain												
Nadu 1	220.00 - 230.00	224.78	224.57	218.21	0.22	3.01	Ambul (Rs/kg)						150.00	250.00	201.07	194.58	180.91	6.49	11.15
Nadu 2	-			202.80			Kolikuttu (Rs/kg)						350.00	450.00	397.83	376.54	399.09	21.29	-0.32
Raw (Red)	190.00 - 220.00	201.30	200.91	167.19	0.40	20.41	Seeni (Rs/kg)						160.00	240.00	203.70	198.85	192.57	4.86	5.78
Raw (White)	210.00 - 220.00	217.08	217.17	184.83	-0.09	17.45	Anamalu						25.00	45.00	37.13	36.18	29.74	0.95	24.84
Imported							Ambun						32.00	54.00	47.50	46.48	39.10	1.02	21.47
Samba	280.00 - 300.00	284.17	280.00	223.25	4.17	27.29	Papaw(Rs/kg)						160.00	300.00	228.40	188.26	212.35	40.14	7.56
Nadu	-						Passion Fruit						65.00	120.00	89.29	87.91	50.29	1.38	77.56
Raw (Red)	-						Pineapple Large						470.00	600.00	528.57	751.00	661.67	-222.43	-20.12
Raw (White)	-			200.87			Pineapple Medium						350.00	500.00	446.67	491.30	548.57	-44.64	-18.58
Dried Chillies							Pineapple Small						250.00	350.00	303.50	361.43	407.92	-57.93	-25.60
Imported	800.00 - 1200.00	1050.00	1072.50	1316.67	-22.50	-20.25	Mango												
Onion							Betti									26.29			
Sinnan	-						Karthakolomban						80.00	150.00	103.48	117.12	155.35	-13.64	-33.39
Vedalan	480.00 - 560.00	542.22	544.00		-1.78		Vilad						60.00	100.00	75.00	62.00	108.57	13.00	-30.92
Imported	450.00 - 560.00	493.50	482.61	441.03	10.89	11.90	Kohu												
Big Onion							Other												
Imported	220.00 - 280.00	247.10	236.55	130.31	10.55	89.62	Wood Apple						150.00	200.00	169.00	170.00	133.45	-1.00	26.64
Local	-						Orange						140.00	200.00	169.17	137.00	124.05	32.17	36.37
Potato							Avocado						70.00	120.00	102.14	102.00	97.10	0.14	5.20
Welimada	-						Slime Apple						25.00	100.00	62.18	64.47	63.54	-2.30	-2.14
N'Eliya	350.00 - 440.00	387.06	392.86	357.65	-5.80	8.22	Grapes (Imp., Rs/kg)						1900.00	3000.00	2415.79	2300.00	2625.00	115.79	-7.97
Imported	200.00 - 240.00	223.16	212.35	196.90	10.80	13.34	King Coconut						160.00	220.00	194.17	200.83	136.52	-6.67	42.22
Pulses							Sea Fish												
Green Gram	1100.00 - 1500.00	1354.55	1402.38	1454.76	-47.84	-6.89	Salaya						500.00	800.00	674.09	745.00	811.20	-70.91	-16.90
Cowpea (White)	900.00 - 1200.00	1067.50	1054.55	929.52	12.95	14.84	Hurulla						1100.00	1200.00	1141.67	1087.50	1319.05	54.17	-13.45
Cowpea (Red)	850.00 - 1200.00	1072.50	1055.56	917.08	16.94	16.95	Balaya						1200.00	1400.00	1297.00	1478.57	1850.00	-181.57	-29.89
Red Dhal	300.00 - 360.00	328.26	329.55	305.67	-1.28	7.39	Kelawalla						1650.00	2800.00	2473.68	2465.79	2669.57	7.89	-7.34
Vegetable							Thora						3000.00	4400.00	3785.00	3308.33	3447.06	476.67	9.80
Beans (Butter)	-						Paraw						1600.00	3200.00	2373.33	2579.17	2689.47	-205.83	-11.75
Beans(Green)	480.00 - 740.00	600.00	670.00	485.94	-70.00	23.47	Mora										2160.00		
Carrot	220.00 - 600.00	401.33	300.67	411.52	100.67	-2.47	Shrimps						1700.00	2100.00	1895.56	2076.67	1923.81	-181.11	-1.47
Leeks	460.00 - 720.00	595.86	518.62	396.88	77.24	50.14	Thalapath						2100.00	3400.00	2967.50	3166.67	3231.82	-199.17	-8.18
Beetroot	450.00 - 760.00	589.17	581.03	480.65	8.13	22.58	Eggs												
Knolkhol	280.00 - 600.00	422.17	412.50	382.33	9.67	10.42	Brown						49.00	50.00	49.96	50.19	52.50	-0.23	-4.83
Raddish	240.00 - 400.00	337.04	330.00	270.00	7.04	24.83	White						47.00	50.00	48.52	47.81	52.93	0.71	-8.33
Cabbage	160.00 - 460.00	307.86	261.79	390.00	46.07	-21.06	Dried Fish												
Tomato	300.00 - 600.00	465.36	294.29	374.52	171.07	24.26	Sprats						1900.00	2000.00	1943.75	1633.33	2095.83	310.42	-7.26
Ladies Fingers	200.00 - 550.00	341.43	273.33	310.37	68.10	10.01	Sprats (Imported)						1200.00	1600.00	1318.18	1317.65	1241.38	0.53	6.19
Brinjal	420.00 - 720.00	553.08	479.31	391.67	73.77	41.21	Kattawa						1800.00	2400.00	2035.29	2030.00	2527.27	5.29	-19.47
Capsicum	420.00 - 800.00	612.86	489.00	567.50	123.86	7.99	Thora												
Pumpkin	130.00 - 280.00	209.60	208.57	164.85	1.03	27.15	Mora						2200.00	2500.00	2363.16	2361.11	2351.85	2.05	0.48
Cucumber	140.00 - 320.00	220.36	225.52	189.41	-5.16	16.34	Balaya						1500.00	2000.00	1741.18	1726.32	1724.00	14.86	1.00
Bitter Gourd	580.00 - 900.00	720.83	672.14	587.83	48.69	22.63	Anguluwa						1800.00	2400.00	2115.38	2087.50	2372.73	27.88	-10.85
Snake Gourd	350.00 - 600.00	499.60	444.81	394.48	54.79	26.65	Maduwa										2200.00		
Drumstick	800.00 - 1400.00	1066.67	936.67	1000.00	130.00	6.67	Koduwa												
Luffa	320.00 - 540.00	425.00	466.55	344.33	-41.55	23.43	Salaya						1000.00	1300.00	1133.33	947.37	1237.50	185.96	-8.42
Long Beans	300.00 - 480.00	388.40	375.52	403.85	12.88	-3.82	Meat												
Ash Plantain	220.00 - 400.00	316.30	297.04	287.42	19.26	10.05	Beef (without Bones)						2500.00	2600.00	2537.50	2488.89	2340.00	48.61	8.44
Green Chillies	300.00 - 800.00	533.00	452.07	597.67	80.93	-10.82	Chicken (Broiler)						1200.00	1300.00	1239.00	1265.71	1487.50	-26.71	-16.71
Lime	1300.00 - 2200.00	1750.00	1560.00	548.33	190.00	219.15	Chicken (Curry)						1050.00	1450.00	1260.91	1228.46	1526.67	32.45	-17.41
Root Crops							Mutton						3200.00	3600.00	3400.00	3370.00	3044.44	30.00	11.68
Sweet Potato	220.00 - 340.00	302.50	308.93	205.31	-6.43	47.34	Pork						1300.00	1500.00	1360.00	1320.00	1680.00	40.00	-19.05
Manioc	140.00 - 280.00	227.78	213.33	216.56	14.44	5.18													
Leafy Vegetable																			
Mukunuwenna	55.00 - 80.00	73.28	74.67	74.00	-1.39	-0.98													
Kankun	55.00 - 80.00	73.28	74.67	74.00	-1.39	-0.98													
Gotukola	120.00 - 125.00	120.56	130.37	99.39	-9.81	21.29													

This Week:
Last Week:

Week 24: 07 - 13 June 2024
Week 23: 31 May - 06 June 2024

Table 16: Farmgate/Producer Prices of Food Commodities in Selected Producing Areas (Rs/kg)

Week 24: 07 - 13 June 2024

COMMODITY	Range	Average Price	COMMODITY	Range	Average Price	COMMODITY	Range	Average Price
Paddy			Vegetable (Up Country)			Snake Gourd		
Short Grain			Beans			Dambulla	240.00 - 270.00	250.00
A'pura	122.00 - 125.00	123.20	Dambulla	440.00 - 490.00	470.00	Hambantota	180.00 - 190.00	182.50
P'haruwa	-		Welimada	360.00 - 380.00	374.00	Embilipitiya	240.00 - 260.00	250.00
Kalawewa	-		Badulla	350.00 - 450.00	400.00	Matara	-	
Kurunegala	124.00 - 127.00	125.75	Carrot			A'pura	280.00 - 300.00	288.00
Dehiattakandiya	120.00 - 122.00	121.33	N'eliya	250.00 - 270.00	262.00	Luffa		
Nikaweratiya	-		Welimada	220.00 - 230.00	226.00	Dambulla	230.00 - 250.00	240.00
Ampara	-		Hanguranketha	-		Hambantota	180.00 - 190.00	183.33
Long Grain (White)			Leeks			Embilipitiya	340.00 - 360.00	350.00
A'pura	115.00 - 117.00	115.80	N'eliya	430.00 - 440.00	433.00	Matara	-	
P'haruwa	-		Welimada	420.00 - 430.00	426.00	A'pura	300.00 - 320.00	308.00
Kalawewa	-		Beetroot			Green Chillies		
Kurunegala	116.00 - 118.00	117.25	N'eliya	280.00 - 300.00	294.00	Dambulla	167.50 - 190.00	180.50
Dehiattakandiya	113.00 - 114.00	113.67	Dambulla	340.00 - 380.00	362.00	Hambantota	-	
Embilipitiya	-		Kurunegala	-		Embilipitiya	250.00 - 270.00	258.00
Nikaweratiya	-		Welimada	270.00 - 290.00	280.00	Puttalam	-	
Hambantota	-		Hanguranketha	-		A'pura	280.00 - 300.00	288.00
Ampara	-		Knol Khol			Pumpkin		
Long Grain (Red)			N'eliya	210.00 - 220.00	216.00	Dambulla	90.00 - 110.00	98.00
Matara	115.00 - 117.00	115.75	Welimada	240.00 - 260.00	252.00	Hambantota	80.00 - 90.00	84.00
Hambantota	115.00 - 120.00	117.50	Hanguranketha	-		Embilipitiya	90.00 - 100.00	96.67
Embilipitiya	110.00 - 113.00	111.60	Raddish			Matara	-	
Keeri Samba			N'eliya	110.00 - 125.00	120.00	A'pura	100.00 - 120.00	108.00
A'pura	140.00 - 145.00	142.00	Welimada	70.00 - 80.00	76.00	Moneragala	100.00 - 120.00	108.00
P'haruwa	-		Hambantota	220.00 - 230.00	225.00	Cucumber		
Kalawewa	-		Hanguranketha	-		A'pura	90.00 - 110.00	98.00
Kurunegala	145.00 - 145.00	145.00	Cabbage			Dambulla	80.00 - 100.00	91.00
Dehiattakandiya	136.00 - 136.00	136.00	N'eliya	120.00 - 130.00	125.00	Hambantota	50.00 - 60.00	57.50
Red Onion			Welimada	70.00 - 85.00	77.00	Matara	-	
Puttalam	-		Badulla	80.00 - 80.00	80.00	Long Beans		
Jaffna	320.00 - 360.00	344.00	Hanguranketha	-		Dambulla	190.00 - 230.00	210.00
Big Onion			Tomato			Hambantota	-	
Dambulla	-		Welimada	240.00 - 260.00	252.00	Embilipitiya	270.00 - 290.00	279.00
Kalawewa	-		Hambantota	-		Matara	190.00 - 200.00	192.50
A'pura	-		Dambulla	270.00 - 300.00	282.00	A'pura	300.00 - 320.00	308.00
Potato			Hanguranketha	-		Ash Plantain		
N'eliya	240.00 - 260.00	251.00	Vegetable (Low Country)			Hambantota	-	
Badulla	-		Ladies Fingers			Embilipitiya	100.00 - 120.00	110.00
Welimada	230.00 - 240.00	235.00	A'pura	180.00 - 200.00	188.00	Matara	95.00 - 100.00	97.50
Pulses			Dambulla	135.00 - 150.00	142.00	Lime		
Green Gram			Hambantota	80.00 - 100.00	88.00	Hambantota	-	
Hambantota	-		Embilipitiya	80.00 - 110.00	96.00	Embilipitiya	700.00 - 750.00	725.00
Moneragala	800.00 - 830.00	812.00	Matara	80.00 - 100.00	91.25	Moneragala	900.00 - 1000.00	940.00
Embilipitiya	750.00 - 760.00	755.00	Brinjal			Fruits (Rs/kg)		
Nikaweratiya	-		A'pura	380.00 - 400.00	388.00	Banana		
A'pura	800.00 - 820.00	810.00	Dambulla	290.00 - 340.00	312.00	Ambul		
Cowpea			Hambantota	-		Moneragala	30.00 - 40.00	34.00
Hambantota	-		Embilipitiya	250.00 - 280.00	265.00	Embilipitiya	30.00 - 60.00	44.00
Nikaweratiya	-		Matara	250.00 - 280.00	265.00	Hambantota	50.00 - 70.00	60.00
Moneragala	600.00 - 650.00	620.00	Welimada	260.00 - 280.00	272.00	Kolikuttu		
Embilipitiya	700.00 - 720.00	710.00	Capsicum			Moneragala	140.00 - 180.00	156.00
Maize			Badulla	200.00 - 250.00	225.00	Embilipitiya	170.00 - 220.00	192.00
A'pura	140.00 - 145.00	142.50	Welimada	360.00 - 380.00	372.00	Hambantota	-	
Kalawewa	-		Bitter Gourd			Papaw		
Gingelly			A'pura	560.00 - 580.00	568.00	Moneragala	80.00 - 100.00	88.00
A'pura	650.00 - 700.00	675.00	Dambulla	460.00 - 530.00	492.00	Embilipitiya	80.00 - 110.00	96.00
Kalawewa	-		Hambantota	-		Hambantota	90.00 - 100.00	95.00
Black Gram			Embilipitiya	520.00 - 550.00	535.00	Pineapple		
A'pura	600.00 - 650.00	625.00	Matara	310.00 - 320.00	316.25	Divulapitiya	-	
Kalawewa	-							

Annex 01 - Colombo Markets: Retail Prices of Rice and Subsidiary Food Crops (Rs/kg)

Week 24: 07 - 13 June 2024

CROP	PELIYAGODA	MAHARAGAMA	KIRULAPONE	NUGEGODA	NARAHENPITA	DEMATAGODA	THOTALANGA	KADAWATHA	KIRIBATHGODA
<u>Rice</u>									
Local									
Samba 1	250.00 - 250.00	230.00 - 270.00	230.00 - 260.00	230.00 - 260.00	260.00 - 270.00	240.00 - 270.00	260.00 - 270.00	230.00 - 260.00	230.00 - 270.00
Samba 2	-	-	-	-	-	-	-	-	-
Keeri Samba	340.00 - 350.00	350.00 - 360.00	360.00 - 380.00	360.00 - 380.00	360.00 - 360.00	350.00 - 360.00	350.00 - 360.00	350.00 - 360.00	370.00 - 380.00
Nadu 1	220.00 - 230.00	220.00 - 220.00	220.00 - 230.00	220.00 - 230.00	220.00 - 220.00	220.00 - 230.00	220.00 - 230.00	220.00 - 230.00	220.00 - 230.00
Nadu 2	-	-	-	-	-	-	-	-	-
Raw (Red)	190.00 - 200.00	190.00 - 200.00	190.00 - 200.00	190.00 - 210.00	210.00 - 210.00	210.00 - 210.00	190.00 - 220.00	200.00 - 200.00	200.00 - 210.00
Raw (White)	220.00 - 220.00	210.00 - 220.00	210.00 - 220.00	210.00 - 220.00	210.00 - 210.00	220.00 - 220.00	210.00 - 220.00	210.00 - 220.00	210.00 - 220.00
Imported									
Samba	280.00 - 300.00	280.00 - 280.00	280.00 - 300.00	280.00 - 300.00	280.00 - 280.00	-	280.00 - 300.00	280.00 - 290.00	280.00 - 280.00
Nadu	-	-	-	-	-	-	-	-	-
Raw (Red)	-	-	-	-	-	-	-	-	-
Raw (White)	-	-	-	-	-	-	-	-	-
<u>Dried Chillies</u>									
Imported	800.00 - 850.00	1200.00 - 1200.00	900.00 - 1000.00	1200.00 - 1200.00	1200.00 - 1200.00	1100.00 - 1100.00	950.00 - 1000.00	1000.00 - 1100.00	1000.00 - 1100.00
<u>Red Onion</u>									
Sinnan	-	-	-	-	-	-	-	-	-
Vedalan	480.00 - 560.00	560.00 - 560.00	560.00 - 560.00	560.00 - 560.00	-	-	560.00 - 560.00	540.00 - 560.00	-
Imported	450.00 - 500.00	480.00 - 560.00	450.00 - 480.00	450.00 - 480.00	560.00 - 560.00	520.00 - 520.00	450.00 - 500.00	500.00 - 500.00	480.00 - 520.00
<u>Big Onion</u>									
Imported	220.00 - 240.00	240.00 - 280.00	250.00 - 260.00	240.00 - 280.00	280.00 - 280.00	220.00 - 240.00	220.00 - 260.00	220.00 - 260.00	220.00 - 260.00
Local	-	-	-	-	-	-	-	-	-
<u>Potato</u>									
Welimada	-	-	-	-	-	-	-	-	-
N'Eliya	350.00 - 360.00	440.00 - 440.00	400.00 - 400.00	440.00 - 440.00	380.00 - 380.00	360.00 - 360.00	360.00 - 360.00	350.00 - 360.00	360.00 - 400.00
Imported	200.00 - 220.00	220.00 - 240.00	240.00 - 240.00	200.00 - 240.00	-	240.00 - 240.00	200.00 - 220.00	240.00 - 240.00	200.00 - 220.00
<u>Pulses</u>									
Green Gram	1100.00 - 1200.00	1400.00 - 1500.00	1400.00 - 1400.00	1200.00 - 1500.00	1500.00 - 1500.00	1200.00 - 1400.00	1200.00 - 1400.00	1300.00 - 1400.00	1400.00 - 1500.00
Cowpea (White)	900.00 - 1000.00	1000.00 - 1100.00	1000.00 - 1000.00	1000.00 - 1200.00	1100.00 - 1100.00	1200.00 - 1200.00	1000.00 - 1100.00	1000.00 - 1100.00	1200.00 - 1200.00
Cowpea (Red)	850.00 - 900.00	1100.00 - 1100.00	1000.00 - 1000.00	1000.00 - 1200.00	1100.00 - 1100.00	1000.00 - 1200.00	1000.00 - 1100.00	1000.00 - 1100.00	1200.00 - 1200.00
Red Dhal	300.00 - 320.00	340.00 - 360.00	300.00 - 320.00	310.00 - 320.00	320.00 - 360.00	310.00 - 320.00	300.00 - 320.00	320.00 - 330.00	360.00 - 360.00

Annex 02 - Colombo Markets: Retail Prices of Vegetables (Rs/kg) and Coconut (Rs/nut)

Week 24: 07 - 13 June 2024

CROP	PELIYAGODA	MAHARAGAMA	KIRULAPONE	NUGEGODA	NARAHENPITA	DEMATAGODA	THOTALANGA	KADAWATHA	KIRIBATHGODA
<i>Vegetable</i>									
Beans	480.00 - 550.00	720.00 - 740.00	540.00 - 680.00	720.00 - 740.00	600.00 - 700.00	540.00 - 600.00	480.00 - 540.00	540.00 - 600.00	550.00 - 600.00
Carrot	350.00 - 380.00	560.00 - 600.00	420.00 - 520.00	540.00 - 600.00	400.00 - 480.00	320.00 - 360.00	220.00 - 240.00	240.00 - 300.00	280.00 - 320.00
Leeks	480.00 - 520.00	680.00 - 720.00	680.00 - 720.00	600.00 - 720.00	650.00 - 720.00	540.00 - 720.00	460.00 - 550.00	500.00 - 600.00	480.00 - 480.00
Beetroot	450.00 - 480.00	660.00 - 720.00	600.00 - 700.00	760.00 - 760.00	580.00 - 600.00	-	450.00 - 550.00	560.00 - 600.00	540.00 - 560.00
Knolkhol	280.00 - 300.00	400.00 - 480.00	460.00 - 520.00	600.00 - 600.00	340.00 - 400.00	320.00 - 340.00	320.00 - 400.00	560.00 - 600.00	550.00 - 550.00
Raddish	240.00 - 260.00	360.00 - 400.00	320.00 - 400.00	320.00 - 400.00	360.00 - 400.00	320.00 - 320.00	250.00 - 320.00	320.00 - 400.00	350.00 - 350.00
Cabbage	160.00 - 200.00	320.00 - 460.00	280.00 - 320.00	320.00 - 460.00	280.00 - 320.00	400.00 - 460.00	180.00 - 220.00	240.00 - 300.00	280.00 - 280.00
Tomato	400.00 - 450.00	560.00 - 600.00	560.00 - 600.00	520.00 - 600.00	540.00 - 600.00	400.00 - 450.00	300.00 - 360.00	300.00 - 320.00	320.00 - 340.00
Ladies Fingers	200.00 - 240.00	360.00 - 400.00	320.00 - 400.00	540.00 - 550.00	260.00 - 320.00	480.00 - 550.00	200.00 - 240.00	240.00 - 320.00	320.00 - 320.00
Brinjal	420.00 - 450.00	560.00 - 640.00	540.00 - 660.00	720.00 - 720.00	500.00 - 600.00	480.00 - 560.00	540.00 - 600.00	450.00 - 550.00	450.00 - 460.00
Capsicum	420.00 - 450.00	760.00 - 800.00	600.00 - 700.00	720.00 - 800.00	520.00 - 600.00	480.00 - 520.00	650.00 - 700.00	560.00 - 600.00	550.00 - 550.00
Pumpkin	130.00 - 150.00	230.00 - 240.00	220.00 - 240.00	280.00 - 280.00	180.00 - 200.00	240.00 - 260.00	130.00 - 160.00	180.00 - 220.00	200.00 - 200.00
Cucumber	150.00 - 180.00	280.00 - 320.00	260.00 - 320.00	260.00 - 320.00	200.00 - 240.00	240.00 - 260.00	140.00 - 160.00	240.00 - 260.00	220.00 - 220.00
Bitter Gourd	580.00 - 600.00	580.00 - 600.00	680.00 - 780.00	800.00 - 900.00	660.00 - 700.00	680.00 - 700.00	680.00 - 760.00	740.00 - 800.00	800.00 - 800.00
Snake Gourd	350.00 - 400.00	480.00 - 520.00	460.00 - 520.00	540.00 - 600.00	400.00 - 440.00	550.00 - 550.00	550.00 - 600.00	560.00 - 600.00	540.00 - 540.00
Drumstick	800.00 - 1100.00	800.00 - 800.00	1000.00 - 1200.00	1200.00 - 1400.00	1000.00 - 1200.00	1200.00 - 1400.00	900.00 - 1000.00	900.00 - 1100.00	1100.00 - 1100.00
Luffa	320.00 - 350.00	340.00 - 380.00	460.00 - 520.00	520.00 - 540.00	460.00 - 520.00	-	320.00 - 360.00	400.00 - 400.00	360.00 - 360.00
Long Beans	300.00 - 350.00	360.00 - 480.00	420.00 - 480.00	360.00 - 480.00	420.00 - 480.00	-	320.00 - 360.00	300.00 - 320.00	340.00 - 340.00
Ash Plantain	220.00 - 240.00	360.00 - 400.00	320.00 - 400.00	340.00 - 400.00	300.00 - 320.00	400.00 - 400.00	240.00 - 260.00	240.00 - 260.00	260.00 - 260.00
Green Chillies	300.00 - 350.00	600.00 - 800.00	460.00 - 500.00	540.00 - 600.00	460.00 - 600.00	760.00 - 800.00	320.00 - 400.00	520.00 - 600.00	560.00 - 600.00
Lime	1300.00 - 1400.00	1600.00 - 2000.00	1600.00 - 2000.00	1800.00 - 2000.00	1600.00 - 2000.00	1600.00 - 1800.00	1400.00 - 1600.00	2000.00 - 2200.00	2000.00 - 2200.00
<i>Root Crops</i>									
Sweet Potato	220.00 - 240.00	320.00 - 340.00	320.00 - 340.00	260.00 - 340.00	280.00 - 320.00	300.00 - 320.00	280.00 - 340.00	280.00 - 340.00	320.00 - 320.00
Manioc	140.00 - 150.00	200.00 - 240.00	260.00 - 280.00	220.00 - 260.00	220.00 - 240.00	240.00 - 260.00	180.00 - 220.00	260.00 - 280.00	280.00 - 280.00
<i>Leafy Vegetable</i>									
Mukunuwenna	55.00 - 60.00	80.00 - 80.00	70.00 - 70.00	70.00 - 70.00	80.00 - 80.00	80.00 - 80.00	70.00 - 70.00	80.00 - 80.00	80.00 - 80.00
Kankun	55.00 - 60.00	80.00 - 80.00	70.00 - 70.00	70.00 - 70.00	80.00 - 80.00	80.00 - 80.00	70.00 - 70.00	80.00 - 80.00	80.00 - 80.00
Gotukola	120.00 - 120.00	120.00 - 120.00	120.00 - 120.00	120.00 - 120.00	120.00 - 120.00	120.00 - 120.00	125.00 - 125.00	120.00 - 120.00	120.00 - 120.00
<i>Coconut</i>									
Large	105.00 - 110.00	110.00 - 120.00	110.00 - 120.00	110.00 - 120.00	110.00 - 115.00	100.00 - 120.00	100.00 - 110.00	110.00 - 120.00	100.00 - 110.00
Small	85.00 - 95.00	90.00 - 100.00	85.00 - 90.00	95.00 - 105.00	90.00 - 100.00	85.00 - 90.00	85.00 - 90.00	90.00 - 95.00	90.00 - 95.00

Annex 03 - Colombo Markets: Retail Prices of Fruits (Rs/fruit)

Week 24: 07 - 13 June 2024

CROP	PELIYAGODA	MAHARAGAMA	KIRULAPONE	NUGEGODA	NARAHENPITA	DEMATAGODA	THOTALANGA	KADAWATHA	KIRIBATHGODA
<i>Plantain</i>									
Ambul (Rs/Kg)	200.00 - 250.00	180.00 - 240.00	200.00 - 240.00	200.00 - 200.00	200.00 - 220.00	180.00 - 200.00	150.00 - 180.00	160.00 - 200.00	200.00 - 220.00
Kolikuttu (Rs/Kg)	370.00 - 420.00	400.00 - 420.00	400.00 - 450.00	380.00 - 400.00	380.00 - 400.00	-	350.00 - 400.00	350.00 - 450.00	400.00 - 450.00
Seeni (Rs/Kg)	200.00 - 220.00	220.00 - 240.00	200.00 - 240.00	200.00 - 200.00	200.00 - 240.00	180.00 - 200.00	160.00 - 180.00	200.00 - 200.00	160.00 - 200.00
Anamalu	25.00 - 30.00	42.00 - 43.00	40.00 - 45.00	34.00 - 36.00	38.00 - 40.00	-	32.00 - 34.00	-	32.00 - 35.00
Ambun	32.00 - 35.00	50.00 - 53.00	52.00 - 54.00	50.00 - 52.00	50.00 - 52.00	-	40.00 - 44.00	-	43.00 - 46.00
<i>Pineapple</i>									
Large	470.00 - 500.00	480.00 - 600.00	-	600.00 - 600.00	550.00 - 550.00	-	-	-	-
Medium	350.00 - 370.00	-	500.00 - 500.00	400.00 - 450.00	500.00 - 500.00	350.00 - 500.00	450.00 - 500.00	400.00 - 450.00	450.00 - 500.00
Small	260.00 - 280.00	300.00 - 300.00	280.00 - 300.00	300.00 - 320.00	350.00 - 350.00	250.00 - 300.00	250.00 - 300.00	350.00 - 350.00	300.00 - 350.00
<i>Mango</i>									
Betti	-	-	-	-	-	-	-	-	-
Karthakolomban	80.00 - 100.00	80.00 - 150.00	100.00 - 150.00	120.00 - 130.00	110.00 - 120.00	80.00 - 80.00	90.00 - 100.00	90.00 - 100.00	80.00 - 110.00
Vilad	60.00 - 60.00	-	-	80.00 - 100.00	-	-	-	-	-
Kohu	-	-	-	-	-	-	-	-	-
<i>Other Fruits</i>									
Wood Apple	160.00 - 170.00	-	-	200.00 - 200.00	-	-	150.00 - 160.00	-	180.00 - 200.00
Orange	140.00 - 150.00	160.00 - 200.00	170.00 - 200.00	200.00 - 200.00	150.00 - 160.00	-	-	-	-
Avocado	70.00 - 90.00	120.00 - 120.00	100.00 - 120.00	100.00 - 100.00	85.00 - 85.00	80.00 - 90.00	80.00 - 80.00	100.00 - 120.00	100.00 - 120.00
Slime Apple	25.00 - 27.00	100.00 - 100.00	100.00 - 100.00	80.00 - 100.00	75.00 - 80.00	50.00 - 60.00	-	-	80.00 - 100.00
Grapes (Rs/Kg)	1900.00 - 2000.00	2500.00 - 3000.00	2600.00 - 2800.00	2300.00 - 2500.00	2500.00 - 2600.00	2000.00 - 2100.00	-	2800.00 - 2800.00	2200.00 - 2400.00
Papaw (Rs/Kg)	160.00 - 250.00	200.00 - 290.00	280.00 - 300.00	260.00 - 280.00	250.00 - 300.00	180.00 - 200.00	160.00 - 200.00	180.00 - 200.00	200.00 - 230.00
Passion	75.00 - 80.00	-	120.00 - 120.00	100.00 - 100.00	65.00 - 70.00	80.00 - 90.00	65.00 - 65.00	-	65.00 - 100.00
King Coconut	160.00 - 170.00	160.00 - 200.00	200.00 - 200.00	200.00 - 220.00	180.00 - 200.00	180.00 - 200.00	180.00 - 200.00	200.00 - 220.00	200.00 - 220.00

Annex 05 : Food Composition of Selected Food Commodities

Commodity	Energy (kcal/100g)	Protein (g/100g)	Total fat (g/100g)	Retinol Eq (µ g/100g)	Vit B2 (mg/100g)	Vit B6 (mg/100g)	Folate (µg/100g)	Vit C (mg/100g)	Calcium (mg/100g)	Magnesium (mg/100g)	Iron (mg/100g)	Zinc (mg/100g)
Rice												
Rice - (white Kekulu - normal)	361	9.88	1.52	-	0.03	0.09	10.67	-	6.94	26.29	1.22	1.5
Rice - (white Kekulu Samba)	355	8.81	1.53	-	0.03	0.09	8.11	-	9.82	30.48	0.92	1.7
Rice - (Red Kekulu - normal)	366	8.64	2.12	-	0.05	0.1	8.39	-	4.73	31.7	0.88	1.84
Rice -Samba	369	6.86	2.45	-	0.05	0.13	12.79	-	8.71	37.26	1.18	1.49
Rice - Nadu White	366	7.76	1.48	-	0.03	0.12	9.35	-	4.57	20.1	0.64	1.61
Dried chilies	233	12.68	6.41	437	0.84	0.42	46.83	NA	107	231	5.39	1.65
Onion												
Big onions	48	1.67	0.24	0.16	0.01	0.1	32.99	7.58	14.82	16.94	0.45	0.25
Red onions	55	2.13	0.15	0.18	0.02	0.13	30.15	14.26	20.37	19.32	0.31	0.28
Potatoes	71	1.67	0.25		0.01	0.09	14.31	20.5	9.83	23.84	0.46	0.29
Pulses												
Green gram	290	21.97	0.93	19.5	0.28	0.33	135	NA	98.96	146	4.15	2.86
White cowpea	320	21.25	1.14	1.36	0.09	0.26	249	NA	84.1	213	5.04	3.57
Red cowpea	320	20.24	1.08	0.96	0.11	0.27	273	NA	81.83	194	4.95	3.4
Red Dhal	319	23.09	0.77	1.06	1.6	0.22	55	NA	41.27	66.63	7.45	3.34
Vegetables												
Beans	46	3.95	0.15	6.64	0.1	0.3	45.2	7.02	35.68	45.56	0.7	0.59
Carrot	30	0.85	0.45	1240	0.03	0.1	24.71	5.93	27.65	11.7	0.59	0.25
Leeks	30	1.74	0.49	18.56	0.02	0.19	42.63	4.65	29.28	11.77	1.49	0.43
Beetroot	31	2.12	0.15	1.52	0.01	0.09	108	4.51	20.29	34.88	0.77	0.29
Knolkhol	16	1.69	0.34		0.05	0.19	12.7	77.64	40.09	19.35	0.23	0.18
Radish	29	0.75	0.11		0.02	0.09	18.09	12.13	35.64	13.56	0.38	0.16
Cabbage	21	1.35	0.14	3.35	0.05	0.14	52.66	29.62	56.85	18.47	0.33	0.16

Tomatoes	20	0.88	0.56	165	0.03	0.09	20.16	25.58	9.69	14.93	0.31	0.12
Ladies fingers	26	2.06	0.19	12.41	0.08	0.28	70.62	24.48	92.26	55.23	0.96	0.44
Brinjal (Pandora Striped)	29	1.49	0.31	23	0.12	0.09	30.99	1.49	18.95	18	0.32	0.19
Brinjal (Chinese eggplant)	24	1.28	0.33	16.83	0.12	0.11	32.94	3.37	14.4	21.18	0.28	0.16
Capsicum	23	1.22	0.34	38.96	0.03	0.29	28.65	49.63	12.65	11.21	0.21	0.31
Pumpkin (Common)	31	0.86	0.3	30.41	0.02	0.09	17.72	8.73	18.75	9.93	0.49	0.25
Cucumber	19	0.98	0.24	0.58	0.01	0.08	19.66	4.08	22.1	18.22	0.67	0.21
Bitter gourd	19	1.47	0.23	55.08	0.05	0.06	53.1	46.89	25.19	35.81	1.75	0.26
Snake gourd (Dark green)	11	0.82	0.25	10.41	0.03	0.12	18.09	3.54	26.83	25.84	0.41	0.11
Snake gourd (Pale green)	11	0.89	0.25	5.14	0.03	0.07	16.52	2.85	27.11	21.77	0.47	0.2
Drumstick	30	2.48	0.12	3.13	0.06	0.12	60.48	92.33	22.27	28.51	0.5	0.26
Watakolu	12	0.86	0.15	59.33	0.01	0.07	25.48	6.41	14.67	14.01	4.42	0.45
Long beans	24	3.36	0.3	-	0.06	0.11	99.98	8.93	44.22	33.17	1.01	0.08
Ash Plantain	76	2.84	0.56	0.06	0.02	0.07	6.82	4.49	5.19	22.55	0.39	0.21
Green chillies	39	2.28	0.76	38.16	0.08	0.25	21.29	98.61	20.25	36.91	1.25	0.29
Limes	26	0.66	0.26	0.36	0.01	0.05	12.1	38.05	26	15.25	0.12	0.05
Kekiri	17	1.01	0.25	0.76	0.01	0.07	17.34	8.07	25.72	26.2	0.63	0.22
Ash pumpkin (Ash guord)	18	0.8	0.15		0.01	0.15	14.17	9.14	19.27	23.62	0.48	0.13
Cho-Cho	19	0.58	0.12	0.3	0.04	0.07	63.81	23.76	20.55	13.02	0.49	0.12
Thalana batu (Little prince)	21	1.28	0.39	24.33	0.12	0.09	38.63	2.4	12.38	19.62	0.31	0.22
Thalana batu (Thai eggplant)	21	1.45	0.26	18.33	0.11	0.09	31.18	2.71	17.24	37.22	0.37	0.24
Thibbatu	61	1.66	1.96	15.89	0.03	1.02	72.39	10.8	105	57.46	1.06	0.59
Kohila yams	27	0.64	0.16	1.72	0.01	0.14	4.64	1.67	52.33	33.95	0.61	1.62
Kehel muwa	19	1.36	0.63	4.27	0.02	0.12	40.51	8.16	35.09	31.43	0.38	0.39
Ambaralla	37	0.73	0.44	3.36	0.01	0.1	44.49	35.51	20.7	9.28	0.7	0.12
Mango	50	0.75	0.09	14.5	0.02	0.14	34.89	91.63	28.56	17.74	0.5	0.09
Mushroom	27	2.54	0.42	-	0.15	0.13	7.81	11.56	0.9	14.42	1.32	0.79
Dambala	21	1.84	0.2	38.74	0.08	0.4	33.69	19.82	68.24	31.38	1.2	0.44
Coconuts nuts	390	3.67	39.92	-	0.05	0.11	14.86	-				

Root Crop												
Sweet potato	108	1.27	0.33	NA	0.04	0.09	14.44	22.2	28.93	21.05	0.51	0.14
Manioc	78	0.92	0.19	NA	0.07	0.2	0.1	1.95	25.31	19.08	19.78	23.73
Nelum ala/Lotus root	79	1.94	0.93	NA	0.05	0.19	26.49	26.63	37.71	26.58	3.34	0.35
Kiriala	87	3.96	0.15	1.19	0.03	0.16	20.17	2.71	30.79	41.52	0.6	0.42
Iniala	103	3.2	0.3	33.14	0.01	0.22	22.19	13.03	40.99	28.98	1.31	0.29
Leafy Vegetables												
Mukunuwanna	28	3.15	0.55	92.25	0.09	0.27	96.14	3.24	135	45.38	1.7	1.03
Gotukola	15	0.64	0.47	226	0.07	0.23	70.11	6.74	96.31	41.42	1.25	0.66
Kankun	15	0.47	0.37	1614	0.08	0.4	33.69	19.82	49.21	18.35	1.32	0.44
Kathurumurunga	70	8.01	1.35	2097	0.33	0.22	120	121	901	96.64	4.36	0.53
Nivithi	22	2.2	0.47	959	0.06	0.11	74.05	10.26	163	61.37	1.49	0.67
Thampala	32	3.55	0.72	1474	0.21	0.22	74.27	82	258	209	3.5	1.4
Sarana	20	2.42	0.21	1149	0.03	0.13	58.54	9.89	59.57	42.93	0.13	0.75
Kohila leaves	33	4.1	0.83	300	0.02	0.17	56.76	5.56	19.5	20.32	0.25	0.3
Onion leaves	27	2.01	0.26	NA	0.04	0.18	56.8	23.38	35.21	74.95	3.15	0.77
Cabbage leaves	30	3.63	0.27	8.66	0.05	0.24	63.46	40.76	170	18.47	2.67	0.35
Salad leaves	19	1.05	0.24	NA	0.1	0.06	37.48	11.64	58.23	36.89	2.07	0.27
Cauliflower	23	2.09	0.48	0.14	0.06	0.11	46.67	50.17	22.44	18.52	0.76	0.27
Jackfruit pods	25	2.14	0.34	NA	0.03	0.04	30.7	24.77	37.32	26.08	0.3	0.17
Jackfruit seeds	77	5.66	0.44	NA	0.02	0.08	58.91	15.24	40.87	50.14	0.52	0.42
Meat												
Chicken	176	23.14	9.24	6.88	0.07	0.49	10.09	-	15.06	20.18	0.75	0.64
Beef	160	23.3	7.45	2.15	0.08	0.32	1.93	-	4.8	28.54	2.41	3.31
Mutton	138	20.37	6.23	2.7	0.13	0.28	1.73	-	7.58	19.5	1.62	5.05
Pork	161	18.83	9.5	1.9	0.09	0.28	8.15	-	6.58	8.9	0.79	0.8
Fish												
Balaya	96	21.28	1.12	21.01	0.15	0.12	7.89		6.45	26.02	0.68	0.46
Seer	136	22.28	5.18	81.9	0.07	0.16	15.45		9.85	36.73	0.41	0.74

Shark	95	21.6	0.83	1.11	0.04	0.11	8.57	8.44	32.58	0.41	0.74
Paraw	87	20.02	0.7	1.49	0.02	0.16	6.77	8.17	31.68	0.67	0.41
Thalapath	91	16.04	2.88	12.03	0.1	0.13	78.22	7.64	24.89	0.71	0.67
Kelawalla	109	21.47	2.55	15.95	0.17	0.73	77.39	13.35	33.82	0.68	0.64
Haedaella	87	19.88	0.78	12.18	0.04	0.06	11.7	36.6	53	0.54	0.65
Hurulla	88	17.08	2.18	10.02	0.14	1.66	61.66	103	35.45	1.24	1.05
Karalla / Katuwalla	97	21.8	1.06	1.25	0.02	0.1	14.38	37.06	39.05	0.24	0.42
Kumbala / Angila	101	21.51	1.53	16.34	0.1	0.1	7.13	31.27	37.46	1.46	0.67
Salaya / Sudaya	100	19.5	2.39	15.41	0.18	1.39	60.87	435	42.83	1.4	2.3
Theppli / Telapiya /Korali	83	18.48	1.08	17.14	0.18	0.18	8.29	99.39	24.96	2.84	0.88
Prawns	65	14.85	0.56	1.24	0.03	0.1	15.37	37.81	30.5	0.73	1.1
Crabs	45	10	0.55	8.33	0.14	0.18	13.83	37.81	45.93	0.73	1.1
Cuttle fish	76	16.82	0.93	1.93	0.02	0.04	6.22	8.73	35.46	0.62	1.3
Linna	112	20.3	3.37	15.78	0.23	0.68	59.78				
Coppara	97	22.89	0.56	21.51	0.04	0.12	8.08	7.2	30.08	1.2	0.58
Ray (Maduwa)	97	23.98	0.68	7.55	0.02	0.21	25.59	9.16	24.61	0.74	0.44

Dried Fish

Dried sprats	259	51.16	5.92	12.83	0.25	0.62	438	1178	162	3.06	4.2
Dried keeramin	311	49.6	12.42	12.92	0.13	2.41	144	555	166	2.58	3.19
Dried thalapath	289	54.68	8.04	9.38	0.04	0.43	97.8	62.75	110	1.96	1.45
Dried katta	275	50.04	8.31	2.48	0.03	0.35	80.4	86.55	92.17	1.47	1.16
Dried balaya	282	63.79	3.37	14.32	0.12	1.98	213	83.48	83.45	3.6	1.44
Dried shark / keelan	267	55.03	5.25	10.31	0.04	0.32	187	42.24	92.94	1.48	0.66

Eggs

Hen eggs (Country)	170	13.14	13	208	0.08	0.18	54.6	50.14	11.04	1.64	1.12
Hen eggs (Table)	135	13.55	9.03	200	0.19	0.19	49.46	63.3	12	2.39	1.73
Quail eggs	153	12.39	11.46	153	0.11	0.17	54.86	60.67	11.21	2.55	1.51

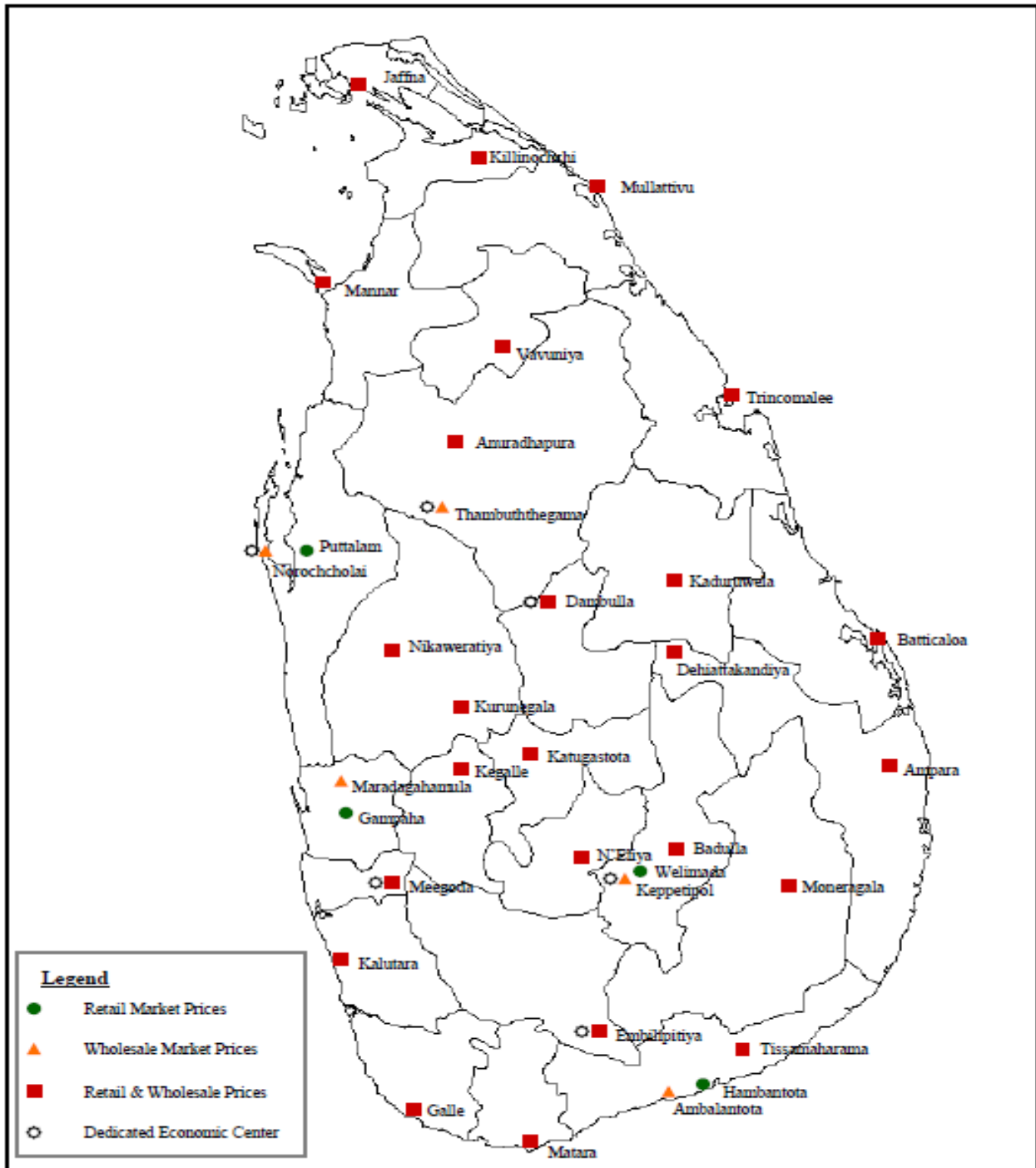
Fruits

Banana Embul	109	1.11	1.09	9.68	0.05	0.64	32.98	13.61	9.39	25.67	0.51	0.23
Anamaalu	102	1.04	0.72	16.4	0.04	0.65	21.07	3.66	8.06	27.02	0.51	0.23

Koli kuttu	107	1.38	0.34	8.8	0.03	0.47	18.12	7.71	8.56	38	0.32	0.14
Pineapple	37	0.41	0.17	5.76	0.04	0.12	17.86	39.36	10.37	10.71	0.3	0.09
Papaya	26	0.42	0.16	171	0.11	0.04	54.85	48.62	16.77	8.9	0.23	0.08
Mangoes (Karthakolomban)	79	0.8	0.92	259	0.01	0.1	35.52	17.74	3.12	6.72	0.1	0.08
Mangoes (Vilad)	44	0.76	0.58	146	0.05	0.26	67.6	29.97	16.93	14.79	0.65	0.19
Apple	62	0.29	0.64	0.36	0.02	0.08	3.43	2.9	3.12	6.72	0.1	0.08
Avacado	144	2.95	13.86	2	0.08	0.18	67.17	9.36	28.48	48.14	0.81	0.75
Wood apple	78	3.09	3.62	0.46	0.01	0.14	6.07	13.58	59.15	25.16	0.45	0.32
Orange	46	1.07	0.37	23.44	0.01	0.28	14.46	20.19	31.18	20.36	0.81	0.35
Guava	39	1.53	0.38	19.67	0.01	0.11	25.24	30.88	6.59	12.02	0.53	0.33
Grapes	49	0.95	10.69	3.22	0.04	0.1	7.07	20.51	7.27	6.86	0.28	0.07
Melon	19	0.65	0.16	130	0.02	0.11	6	8.24	4.05	9.76	0.15	0.1

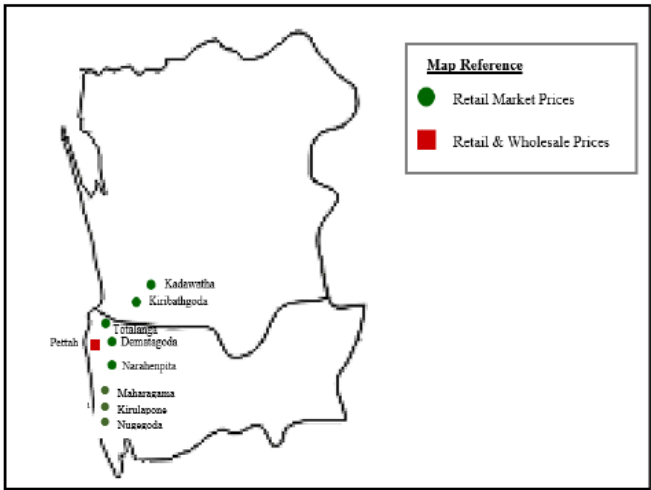
Source: Sri Lanka Food Composition Tables, Ministry of Health - 2021.

Price Collecting Areas



Legend

- Retail Market Prices
- ▲ Wholesale Market Prices
- Retail & Wholesale Prices
- Dedicated Economic Center





HARTI



Ministry of Agriculture

**Food Systems and Market Research Division & Data Management Division
Hector Kobbekaduwa Agrarian Research and Training Institute**

No. 114, Wijerama Mawatha, Colombo 07.

Phone: 011-2696981 Fax: 011-2682283

E-mail: mfpaharti@yahoo.com

Web: www.harti.gov.lk

www.mobitel.lk

**දෛනික චිළචිචි තොග මිල,
ජංගම දුරකථනයෙන්**

හෙක්ටර් කොච්චිකඩුව ගොවි කරියතු පර්යේෂණ
හා පුහුණුවීම් ආයතනය අනුමතයෙන්

**මොබිටෙල්
ජංගම
මිල දර්ශනය**

ජාතික ජංගම දුරකථන ජාලයෙන්

6666
අමතන්න.

මොබිටෙල් අද මිල - අත දෙස
මොබිටෙල් ජංගම දුරකථන ජාලයෙන්
චිළචිචි තොග මිල දර්ශනය.

විකාශිතයාට රු.2/-
විකාශිතයාට රු.2/-