

## RETAIL MARKET AT A GLANCE

### Summary

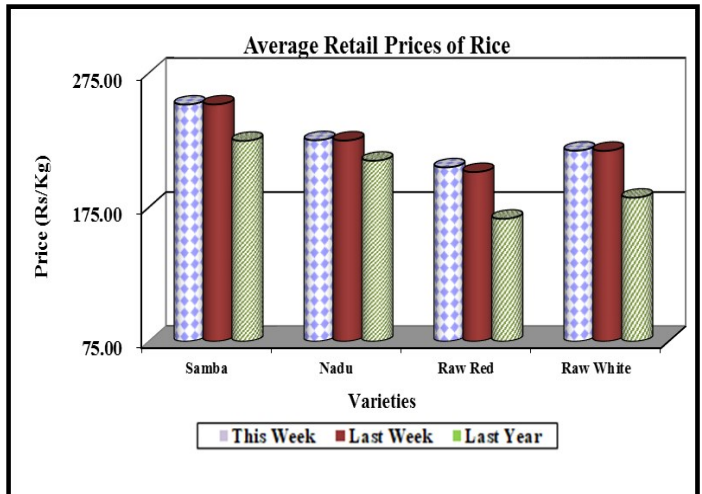
#### Rice



Prices of all the rice varieties except raw red and imported samba have not changed significantly. Prices of raw red rice and imported samba have increased by Rs.3.00/kg and Rs.2.00/kg respectively.

Paddy prices of long grain red have increased by Rs.1.00/kg and Rs.3.00/kg in Matara and Embilipitiya areas, respectively. The average farmgate prices of all the other paddy varieties in most of the major producing areas have not changed significantly.

(Page No.01)

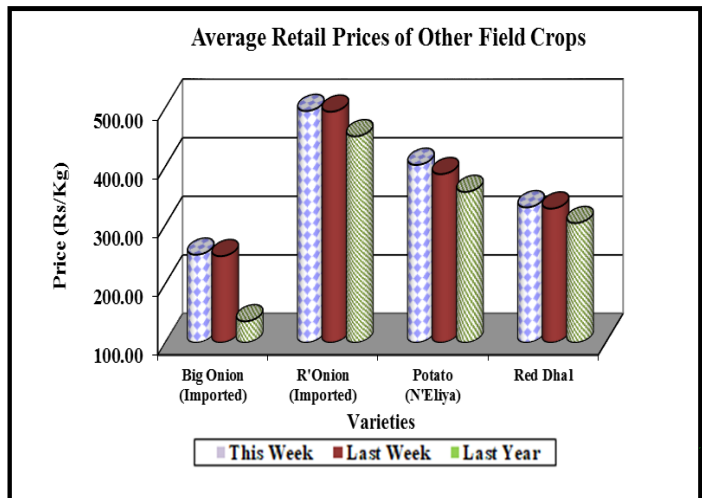


#### Other Field Crops



Price of vedalan red onion has decreased by Rs.2.00/kg and the price ranged Rs.480.00-560.00/kg. Prices of both imported red onion and big onion have increased. Price of both Nuwara-Eliya and imported potatoes has increased. Price of green gram, white cowpea and red cowpea has decreased while the price of red dhal has increased.

(Page No.02-03)

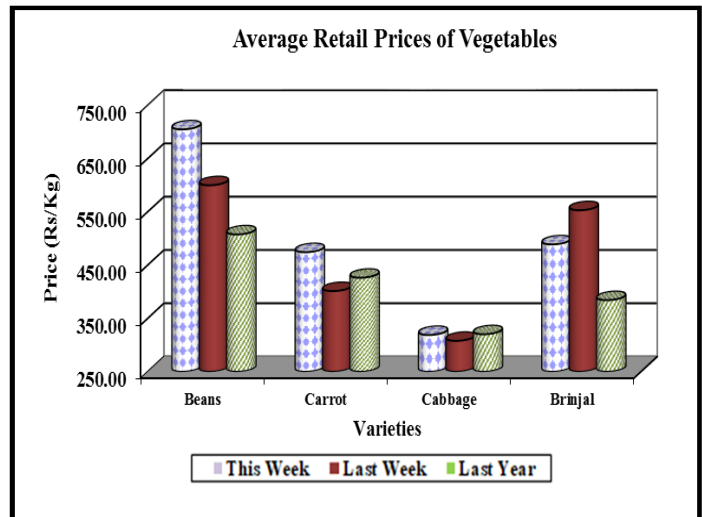


#### Vegetables



Price of most of the vegetables have increased. Considering upcountry varieties, the highest price increase was noted for beetroot followed by beans. Among the low country varieties, the highest price increase was noted for long bean, mean while price of green chilies and that of lime has decreased with increased supply.

(Page No.04-05)



## Rice

### Wholesale

Price of raw red rice has increased by 4% due to unavailability of sufficient stocks and the price ranged Rs.188.00-200.00/kg. Price of all other local rice varieties has not changed significantly and the price ranges of *samba* grade I, II and *keeri samba* were Rs.235.00-240.00/kg, Rs.228.00-230.00/kg and Rs.300.00-315.00/kg. Price ranges of both *nadu* grade I, II and raw white were Rs.210.00-215.00/kg, Rs.205.00-207.00/kg and Rs.200.00-210.00/kg, respectively.

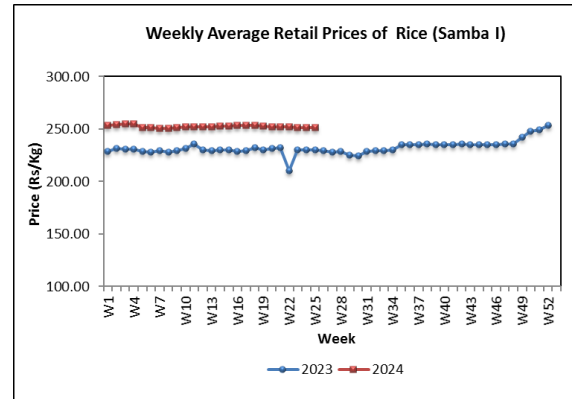
Price of imported *ponni samba* has increased by 2% due to limited imports and the price ranged Rs.265.00-275.00/kg.

Compared to the same period of last year, price of all local rice varieties has increased in the range of 16%-42% and the price of imported *ponni samba* has increased by 30%.

### Retail

Prices of all the other rice varieties except raw red and imported *samba* have not changed significantly. Price of raw red and imported *samba* has increased by Rs.3.00/kg and Rs.2.00/kg respectively and their prices ranged Rs.195.00-220.00/kg and Rs.280.00-300.00/kg respectively. Price of *samba I*, *keeri samba*, *nadu I* and raw, white have ranged

Rs.230.00-270.00/kg, Rs.340.00-380.00/kg, Rs.210.00-225.00/kg and Rs.280.00-300.00/kg.



Compared to the same period of last year, the current retail prices of all the rice varieties have increased with the highest price increase of 36% for *keeri samba*.

## Paddy

The average farmgate paddy prices of all the major paddy varieties have not changed considerably in almost all the major producing areas. Accordingly, the average prices of short grain (*samba*) paddy ranged Rs.120.00–128.00/kg. Price decrease of Rs.5.00/kg was reported for *keeri samba* paddy in Dehiattakandiya area and its prices ranged Rs.130.00–145.00/kg in major producing areas. Further, it was reported a Rs.113.00–118.00/kg price range for long grain white (*nadu*) paddy. However, it was reported Rs.1.00 -3.00/kg price increase for long grain red paddy in Matara and Embilipitiya prices which

ranged Rs.113.00-120.00/kg in major producing areas in the Southern province.

Compared to same period of last year, the average farmgate price of all the major paddy varieties has increased and the highest was reported for long grain red paddy.

## Dried Chilies

### Wholesale

Price of imported dried chilies has decreased by 2% due to availability of low-quality stocks and the price ranged Rs.700.00-800.00/kg.

Compared to the same period of last year, price of imported dried chilies has decreased by 21%.

### Retail

Price of imported dried chilies has decreased by Rs.35.00/kg and the price ranged Rs.800.00-1200.00/kg.

Compared to the same period of last year, the current retail prices of imported dried chilies have decreased by 22%.

## Onion

### Wholesale

Price of *vedalan* red onion has decreased by 1% and price ranged Rs.380.00-410.00/kg. Price of imported red onion has

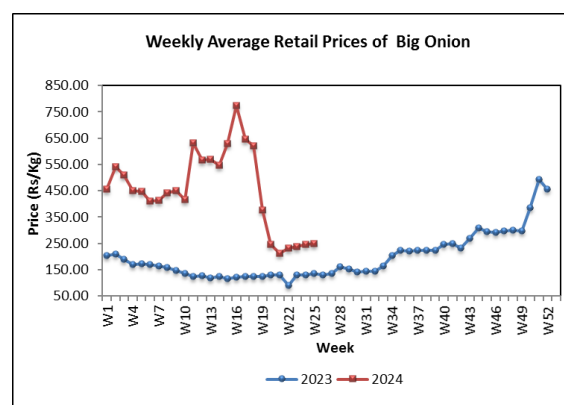
also increased by 1% and the price ranged Rs.350.00-400.00/kg.

Price of imported big onion has increased by 1% and the price ranged Rs.160.00-225.00/kg.

Compared to the same period of last year, price of *vedalan* red onion has decreased by 8% while the prices of imported red onion and imported big onion have increased by 11% and respectively 102% due to unavailability of sufficient stocks.

### Retail

Price of *vedalan* red onion has decreased by Rs.12.00/kg and the price ranged Rs.480.00-560.00/kg. Price of imported red onion and imported big onion have increased by Rs.1.00/kg and Rs.3.00/kg respectively and their prices ranged Rs.420.00-520.00/kg and Rs.220.00-280.00/kg respectively.



Compared to the same period of last year, the current retail prices of imported red

onion and imported big onion have increased by 10% and 84% respectively.

## Potato

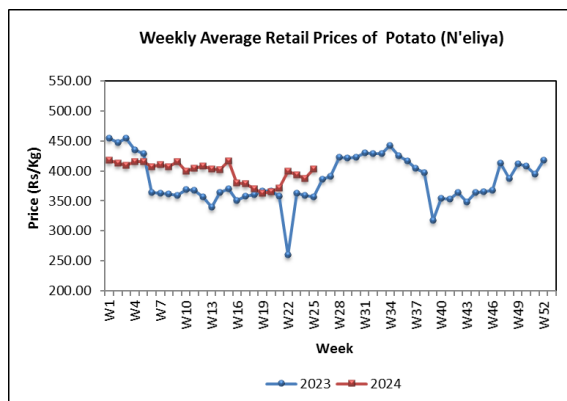
### Wholesale

Price of Nuwara Eliya potato has increased by 21% due to availability of high-quality stocks and the price ranged Rs.280.00-310.00/kg. Price of imported potato has increased by 4% due to unavailability of sufficient stocks and price ranged Rs.170.00-190.00/kg.

Compared to the same period of last year, price of Nuwara Eliya potato has increased by 8%.

### Retail

Price of Nuwara Eliya and imported potatoes have increased by Rs.16.00/kg and Rs.8.00/kg respectively and their prices ranged Rs.360.00-440.00/kg and Rs.190.00-260.00/kg respectively.



Compared to the same period of last year, the current retail prices of Nuwara Eliya and imported potatoes have increased in the range of 13%-20%.

## Pulses

### Wholesale

Prices of green gram have decreased by 7% due to availability of low-quality stocks and the price ranged Rs.850.00-1000.00/kg. Price of white cowpea has decreased by 1% and the price ranged Rs.780.00-850.00/kg and the price of red cowpea has not changed significantly and the price ranged Rs.750.00-800.00/kg. Price of red dhal has increased by 1% and the price ranged Rs.275.00-285.00/kg.

Compared to the same period of last year, prices of all pulses except green gram have increased in the range of 3%-23% while the price of green gram has decreased by 4%.

### Retail

Price of green gram, white cowpea and red cowpea has decreased by Rs.39.00/kg, Rs.20.00/kg and Rs.11.00/kg respectively and their prices ranged Rs.950.00-1500.00/kg, Rs.900.00-1200/kg and Rs.800.00-1200.00/kg respectively. Price of red dhal has increased by Rs.2.00/kg and the price ranged Rs.300.00-360.00/kg.

Compared to the same period of last year, the current retail prices of white cowpea, red cowpea and red dhal have increased in the range of 9%-17%.

## Vegetable

### Wholesale

Prices of all up-country vegetables have increased while prices of most of the low country vegetables have decreased.

Considering up country vegetables, the highest price increase was reported for both carrot and beetroot as 23% due to decreased supply from Nuwara Eliya. Price of leeks and cabbage has increased by 17% and 13% respectively with the decreased supply from Balangoda area and the price of beans has increased by 8%.

Due to decreased supply from Sooriyawewa area price of tomato has increased by 52% and the price of capsicum has increased by 18% due to decreased supply from Hatton and Thalawakele areas.

Considering low country vegetables, prices of most of the vegetables have decreased due to slight increase of supply from Embilipitiya, Dambulla and Kandy areas. Accordingly, the highest price decrease was reported for brinjal as 17%, followed by ladies fingers as 16%. Price of ash plantain has decreased by 11% due to

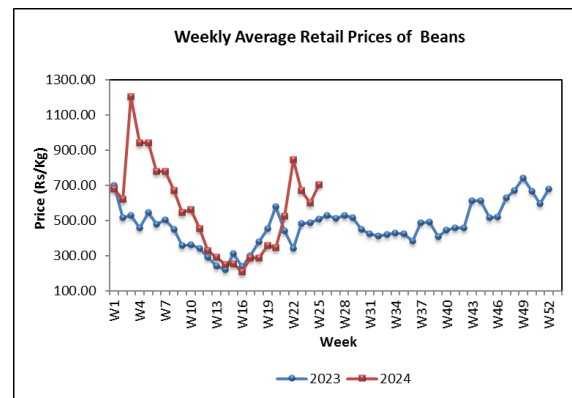
increased supply from Sooriyawewa and Embilipitiya areas. With the increased supply from Kandy area price of luffa has decreased by 8%. However, price of pumpkin has increased by 29% due to decreased supply from all the producing areas.

With the increased supply from Jaffna area price of green chilies has decreased by 12% while the price of lime has decreased by 5%.

Compared to the same period of last year, prices of most of the vegetables have increased and the highest was reported for lime as 277%, followed by leeks as 164%.

### Retail

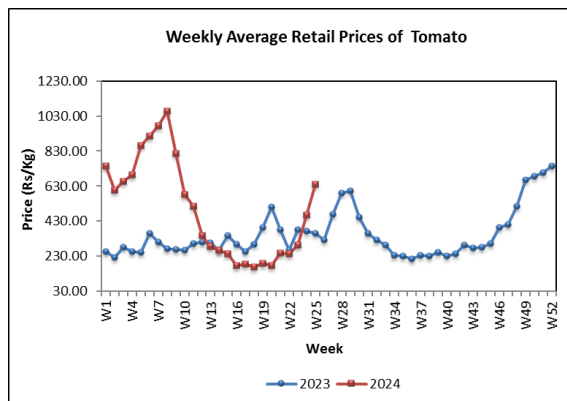
In line with increased wholesale price, retail price of most of the vegetable varieties has increased.



Considering up country varieties, the highest price increase was reported for beetroot as Rs.129.00/kg followed by beans as Rs.105.00/kg. Prices of leeks, knolkhol and carrot have increased by Rs.94.00/kg, Rs.78.00/kg and Rs.73.00/kg

respectively. Moreover, prices of cabbage and raddish have increased by Rs.11.00/kg and Rs.1.00/kg respectively.

The prices of tomato and capsicum have increased by Rs.177.00/kg and Rs.123.00/kg respectively.



Considering low country varieties, the highest price increase was reported for long bean as Rs.52.00/kg followed by ash plantain Rs.51.00/kg. Prices of luffa, pumpkin and bitter gourd have increased by Rs.30.00/kg, Rs.22.00/kg and Rs.15.00/kg respectively. However, prices of drumstick and brinjal have decreased by Rs.178.00/kg and Rs.64.00/kg respectively. Furthermore, prices of ladies finger and snake gourd have decreased by Rs.42.00/kg, and Rs.22.00/kg respectively.

Further, the price of green chilies decreased by Rs.52.00/kg and lime have decreased by 52/kg and Rs.21.00/kg respectively.

Compared to the same period of last year, prices of most of the varieties have

increased and the highest price increase was reported for lime as 220%.

## Coconut

### Wholesale

Prices of both large and small nuts have decreased by 1%. Price ranges were Rs.95.00-105.00 for a large nut and Rs.80.00-90.00 for a small nut.

Compared to the same period of last year, prices of large and small nuts have increased by 1% and 3%.

### Retail

The price of large nuts has decreased by Rs.1.00/nut whereas the price of small nuts has decreased by Rs.2.00/nut. Price ranged were Rs.100.00-120.00 for a large nut and Rs.80.00-95.00 for a small nut.

Compared to the same period of last year, prices of both large and small nuts have decreased by 3% and 5% respectively.

## Fruits

### Wholesale

Prices of most of fruit varieties have increased due to limited supply and availability of quality stocks. The highest price increase of 18% was imported for small size pineapple along with 6%-7% for medium and large size pineapple due to

availability of quality stocks. Price of slime apple has increased by 16% and the price of vilad mango has increased by 15% with limited availability of stocks. In addition, price of all the banana varieties has increased in the range of 7%-17% due to limited supply of stocks with pre harvest losses as rainy weather persisted. Prices of orange have increased by 11% due to limited supply. In addition, price of avocado and king coconut has increased by 7% and 4%.

However, prices of *karthakolomban* and *kohu* mango have decreased in the range of 1%-13% with high supplies. Further, price of imported grapes has decreased by 8% with availability of sufficient stocks.

Compared to the same period of last year, prices of most of the fruit varieties have increased, with the highest price increase was reported as 137% for passion fruit.

### **Retail**

Prices of most of fruit varieties have increased in line with the increased wholesale prices. The highest price increase of Rs.46.00/fruit was reported for large sized pineapple. Further, the price of kolikuttu banana has increased by Rs.36.00/kg.

In addition, the price of slime apple, small sized pineapple, wood apple and avocado

have increased in the range of Rs.4.00-27.00/fruit. Moreover, the price of papaw has increased by Rs.17.00/kg.

Meanwhile, the highest price decrease of Rs.49.00/kg was reported for imported grapes. Further, the prices of *karthakolomban* and passion fruit have decreased by Rs.7.00/fruit and Rs.2.00/fruit respectively.

Compared to the same period of last year, prices of most of the fruit varieties have increased and the highest price increase was reported for passion fruit as 74%.

## **Fresh Fish**

### **Wholesale**

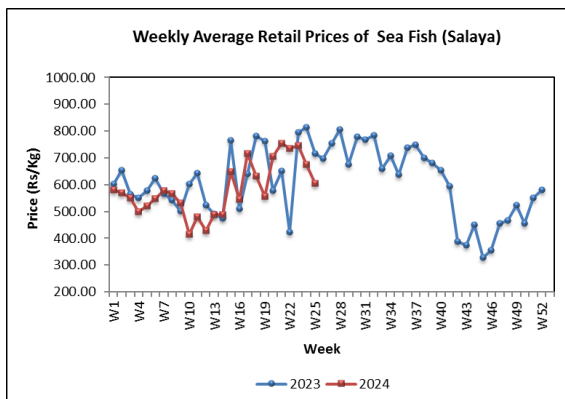
Wholesale prices of all the fresh fish types have decreased due to increased supply. The highest price decrease of 33% was noted for Thora due to high supply from Northern areas, and the price ranged between Rs.1,500.00-2,800.00/kg. A price decrease of 26% was noted for Balaya due to high supply from Galle, Mirissa and Beruwala areas and the price ranged between Rs.600.00-1,000.00/kg. A price decrease of 17% was noted for Hurulla due to high supply from Kalpitiya and Mullaitivu areas, and the price ranged Rs.700.00-850.00/kg. Likewise, a price decrease of 14% was noted for Paraw due

high supply from Valachchenai, Mannar and Kalmunai areas and the price ranged between Rs.1,200.00-1,500.00/kg. Also, the wholesale prices of Thalapath, Kelawalla, Salaya, Mora and Shrimps have decreased by 4%-11%.

Compared to the same period of last year, current wholesale prices of all of the fresh fish types except shrimps have decreased in the range of 1%-31% and the highest price decrease was noted for Mora.

**Retail**

In line with decreased wholesale prices, retail prices of most fish types have decreased. except shrimps the highest price decrease of Rs.490.00/kg was noted for Thora. The prices of Kelawalla and Paraw have decreased by Rs.300.00/kg and Rs.273.00/kg. The prices of other fish types have decreased in the range of Rs.69.00-162.00. The price of Shrimps has increased by Rs.104.00/kg.



Compared to the same period of last year, the current prices of most of the fish varieties have decreased by 7%-33%. The highest price decrease was reported for Balaya.

**Dried Fish**

**Wholesale**

Due to decrease of local dried fish supply, prices of most of the local and imported dried fish types have increased. The highest price increase of 6% was noted for imported anguluwa due to low supply from Oman, Pakistan and Indonesia and the price ranged Rs.1,450.00-1,600.00/kg. Likewise, a price increase of 5% was noted for imported kattawa due to low supply from Indonesia and Thailand and the price ranged Rs.1,350.00-1,450.00/kg. In addition, wholesale prices of local maduwa, local mora, local sprats and imported sprats have increased by 1%-3% respectively.

However, a price decrease of 16% was noted for local salaya due to high supply from Mannar, Chilaw and Puttalam areas, and the price ranged between Rs.500.00-600.00/kg. Likewise, a price decrease of 4% was noted for local Balaya due to high supply form Negombo and Beruwala areas, and the price ranged between Rs.1000.00-1300.00/kg.



Compared to the same period of last year, current wholesale prices of most of the dried fish types have decreased in the range of 4% -33% and the highest price decrease was reported for local Balaya.

### **Retail**

Prices of most of the dried fish types except imported sprats, balaya and salaya have increased in line with the increased wholesale prices. The highest price increase was reported for local sprats as Rs.131.00/kg. The price range of the other dried fish types have increased by Rs.1.00-9.00/kg. The highest price decrease was recorded for imported sprats (Rs.213.00/kg). Prices of Salaya and Balaya have decreased by Rs.106.00/kg and Rs.53.00/kg respectively.

Compared to the same period of last year, current prices of most of dried fish types have decreased in the range of 3%-20% and highest price decrease was reported for Kattawa.

### **Eggs**

#### **Wholesale**

The prices of brown and white eggs have increased by 5% and 6% respectively and their prices ranged Rs.49.00-52.00/egg and Rs.47.00-51.00/egg respectively.

Compared to the same period of last year, price of white egg has decreased by 5%.

### **Retail**

Prices of both brown and a white egg have increase by Rs.2.00/egg in line with increased wholesale prices.

Price range for brown egg was between Rs.50.00-55.00 and Rs.48.00-55.00 for white egg.

Compared to the same period of last year, price of both brown and white eggs has decreased by 3% and 6% respectively.

### **Meat**

#### **Retail**

Price of skinless curry chicken has decreased by Rs.84.00/kg. Price of broiler chicken has decreased by Rs.27.00/kg. Further, price of beef has decreased by Rs.23.00/kg. However, prices of mutton and pork have not changed significantly.

Compared to the same period of last year, current prices of chicken (boiler) chicken (curry) and pork have decreased while the prices of beef and mutton have increased.

EXPLANATORY NOTE

The Food Commodities Bulletin is a weekly publication containing information relating to wholesale and retail prices of selected food commodities in nine selected markets in and around Colombo and main markets in the major producing areas.

The information is analyzed and presented as prevailing prices, price ranges, averages, and a comparison of weekly prices. The changes in prices reported are always with price prevailed during the previous week unless otherwise stated.

The frequency of collection of wholesale price information is twice a week (i.e., Tuesday and Friday) while with retail prices, it is thrice a week (i.e., Friday, Monday, and Tuesday).

**Table 01: Selected Markets: Wholesale Price of Rice (Rs/50kg bag)**

Week 25: 14 - 20 June 2024

10

LOCATIONS	Rice Varieties													
	Samba 1		Samba 2		Keeri Samba		Nadu 1		Nadu 2		Raw Red		Raw White	
Colombo	11750	12000	11400	11500	15000	15750	10500	10750	10250	10350	9400	10000	10000	10500
Divulapitiya	-	-	-	-	-	-	-	-	-	-	-	-	-	-
Kurunegala	12500	12500	11450	11450	17000	17500	10850	11000	10100	10400	8750	9000	9750	9900
Nikaweratiya	-	-	-	-	-	-	-	-	-	-	-	-	-	-
Badulla	12000	12250	11500	11500	16000	16000	10500	10900	-	-	9250	9500	10000	10000
Puttalam	-	-	-	-	-	-	-	-	-	-	-	-	-	-
Dambulla	13000	13250	12000	12100	-	-	10750	10800	10200	10250	9500	9750	9500	9800
Anuradhapura	12500	13000	11500	11600	16750	17250	10750	10850	-	-	9750	10000	10000	10250
Tambuttegama	-	-	-	-	-	-	-	-	-	-	-	-	-	-
Polonnaruwa	-	-	-	-	-	-	-	-	-	-	-	-	-	-
Kalutara	-	-	11500	11750	15500	15750	10500	10500	10350	10400	10000	10250	10250	10500
Ampara	-	-	-	-	-	-	-	-	-	-	-	-	-	-
Kandy	12000	12250	11500	11750	15500	16000	10500	10850	10000	10250	9000	9250	10000	10500
Moneragala	12500	12750	11250	11250	16500	17500	10750	10850	-	-	8750	9000	9250	9750
Kegalle	-	-	-	-	-	-	-	-	-	-	-	-	-	-
Dehiattakandiya	12750	12750	-	-	15000	17000	10750	10900	-	-	9250	10250	9250	10250
Hambantota	12000	12500	-	-	-	-	-	-	-	-	8900	9250	9750	10150
Matara	-	-	-	-	-	-	10600	10800	-	-	9400	9500	10000	10250
Galle	-	-	-	-	-	-	10750	10900	-	-	9000	9500	10250	10400
Meegoda	11800	12000	11500	11750	15250	15750	10500	10700	10300	10400	9250	9500	9700	10000
Tissamaharama	-	-	-	-	-	-	-	-	-	-	-	-	-	-
Embilipitiya	-	-	-	-	-	-	-	-	-	-	-	-	-	-
Jaffna	12000	12100	-	-	17000	17100	10500	10500	10250	10250	8750	9000	10000	10250
Vavuniya	11850	12100	-	-	16000	16250	-	-	10000	10250	9250	9500	9750	10000
Mannar	11750	12000	-	-	15500	16000	10500	10750	10000	10250	9250	9500	10250	10500
Killinochchi	11750	12000	-	-	16000	16250	10500	10750	10000	10250	9250	9500	10250	10500
Mullattivu	-	-	-	-	16750	17000	-	-	-	-	8750	8750	10900	11000
Batticaloa	12000	12150	-	-	16500	16750	10500	10600	10250	10400	9500	9750	10450	10750
Trincomalee	11800	12100	-	-	16500	17000	10500	10750	10000	10250	9200	9500	10500	10700
Galenbindunuwew	11850	12500	11400	11600	16750	17500	10750	10850	-	-	9500	10250	9500	10250
Matale	12500	13000	11500	11650	16250	16750	10650	10750	10000	10150	9000	9500	9500	10000

**Table 02: Selected Markets: Retail Price of Rice (Rs/kg)**

Week 25: 14 - 20 June 2024

LOCATIONS	Rice Varieties													
	Samba 1		Samba 2		Keeri Samba		Nadu 1		Nadu 2		Raw Red		Raw White	
Colombo	230.00	260.00	-	-	-	-	220.00	230.00	220.00	220.00	190.00	220.00	210.00	220.00
Gampaha	-	-	-	-	-	-	-	-	-	-	-	-	-	-
Kurunegala	250.00	260.00	240.00	240.00	360.00	360.00	220.00	220.00	200.00	200.00	190.00	200.00	210.00	210.00
Nikaweratiya	-	-	-	-	-	-	-	-	-	-	-	-	-	-
Dambulla	268.00	270.00	245.00	248.00	355.00	360.00	217.00	220.00	210.00	212.00	200.00	205.00	200.00	210.00
Anuradhapura	260.00	270.00	230.00	235.00	340.00	360.00	220.00	220.00	-	-	200.00	210.00	205.00	210.00
Thambuththegama	-	-	-	-	-	-	-	-	-	-	-	-	-	-
Polonnaruwa	-	-	-	-	-	-	-	-	-	-	-	-	-	-
Kaluthara	250.00	255.00	-	-	345.00	355.00	220.00	225.00	-	-	210.00	215.00	213.00	218.00
Badulla	280.00	280.00	-	-	340.00	340.00	220.00	220.00	-	-	195.00	195.00	205.00	210.00
Keppetipola	270.00	280.00	235.00	240.00	340.00	350.00	218.00	220.00	208.00	210.00	190.00	195.00	205.00	210.00
Moneragala	260.00	270.00	230.00	230.00	340.00	360.00	217.00	220.00	-	-	180.00	185.00	190.00	200.00
Kegalle	270.00	275.00	-	-	350.00	360.00	220.00	220.00	205.00	215.00	210.00	210.00	210.00	210.00
Ampara	-	-	-	-	-	-	-	-	-	-	-	-	-	-
Dehiattakandiya	260.00	260.00	-	-	345.00	350.00	220.00	220.00	200.00	200.00	190.00	210.00	190.00	210.00
Nuwaraeliya	275.00	280.00	235.00	240.00	340.00	350.00	220.00	225.00	212.00	214.00	195.00	200.00	206.00	210.00
Kandy	260.00	265.00	240.00	245.00	340.00	350.00	220.00	225.00	205.00	210.00	195.00	205.00	205.00	210.00
Puttalam	-	-	-	-	-	-	-	-	-	-	-	-	-	-
Hambantota	240.00	260.00	-	-	350.00	370.00	220.00	220.00	210.00	210.00	180.00	190.00	200.00	210.00
Rathnapura	-	-	-	-	-	-	-	-	-	-	-	-	-	-
Matara	260.00	260.00	-	-	370.00	380.00	220.00	220.00	-	-	188.00	193.00	205.00	210.00
Galle	-	-	-	-	360.00	360.00	220.00	220.00	-	-	185.00	200.00	210.00	210.00
Tissamaharama	-	-	-	-	-	-	-	-	-	-	-	-	-	-
Meegoda (DEC)	240.00	250.00	-	-	330.00	330.00	220.00	220.00	210.00	215.00	190.00	210.00	210.00	210.00
Embilipitiya	240.00	250.00	-	-	335.00	345.00	220.00	220.00	200.00	210.00	185.00	190.00	200.00	210.00
Jaffna	245.00	250.00	-	-	345.00	350.00	220.00	225.00	200.00	210.00	190.00	200.00	210.00	220.00
Vavuniya	250.00	254.00	-	-	340.00	344.00	220.00	225.00	214.00	218.00	200.00	205.00	220.00	225.00
Mannar	245.00	250.00	-	-	340.00	360.00	220.00	230.00	210.00	215.00	195.00	200.00	215.00	220.00
Killinochchi	245.00	250.00	-	-	335.00	340.00	220.00	225.00	210.00	215.00	195.00	200.00	220.00	225.00
Mullaittivu	-	-	-	-	345.00	350.00	-	-	200.00	203.00	180.00	185.00	228.00	230.00
Batticaloa	248.00	250.00	-	-	338.00	340.00	218.00	220.00	210.00	215.00	198.00	200.00	218.00	220.00
Trincomalee	248.00	254.00	-	-	345.00	350.00	220.00	225.00	210.00	214.00	195.00	200.00	220.00	224.00
Hanguranketha	-	-	-	-	-	-	-	-	-	-	-	-	-	-
Veyangoda	-	-	-	-	-	-	-	-	-	-	-	-	-	-
Galenbindunuwewa	240.00	260.00	230.00	235.00	340.00	360.00	218.00	220.00	-	-	195.00	210.00	195.00	210.00
Bandarawela	-	-	-	-	340.00	345.00	220.00	225.00	-	-	195.00	200.00	210.00	210.00
Matale	255.00	265.00	233.00	235.00	330.00	340.00	218.00	220.00	205.00	210.00	190.00	200.00	200.00	205.00

**Table 04: Selected Markets: Wholesale Price of Subsidiary Food (Rs/50kg)**

Week 25: 14 - 20 June 2024

LOCATION	Dried Chillies	Red Onion		Big Onion	Potato			Pulses		
	Imported	Imported	Local		Imported	Welimada	Nuwara Eliya	Green Gram	Cowpea	Red Dhal
Colombo	35000 - 40000	17500 - 20000	19000 - 20500	8000 - 11250	8500 - 9500	-	14000 - 15500	42500 - 50000	39000 - 42500	13750 - 14250
Kurunegala	35000 - 40000	19000 - 20000	-	11500 - 11500	8750 - 9000	-	-	42500 - 42500	42500 - 42500	13900 - 14000
Nikaweratiya	-	-	-	-	-	-	-	-	-	-
Dehiattakandiya	34500 - 37500	21000 - 25000	26500 - 28000	10500 - 11750	10500 - 11000	-	18500 - 20000	47500 - 47500	34000 - 34000	14000 - 15000
Dambulla (DEC)	35000 - 37500	17500 - 18000	17000 - 17500	10000 - 11500	8250 - 8750	-	14000 - 15000	-	32500 - 33750	13750 - 14000
Anuradhapura	38000 - 42500	-	19500 - 23000	9500 - 12000	9000 - 10500	-	-	55000 - 57500	37500 - 42500	14250 - 14750
Thambuththegama	-	-	-	-	-	-	-	-	-	-
Polonnaruwa	-	-	-	-	-	-	-	-	-	-
Kaluthara	39000 - 41000	19000 - 20000	-	9750 - 10250	8750 - 9250	-	15500 - 15750	45000 - 47500	41000 - 42000	14000 - 14250
Puttalam	-	-	-	-	-	-	-	-	-	-
Kandy	40000 - 41500	19000 - 20000	20000 - 21000	10000 - 11750	9000 - 9500	-	15500 - 16000	45000 - 47500	41500 - 42500	14250 - 14500
Matara	38000 - 40000	20000 - 21500	-	11250 - 11750	10000 - 10750	-	17000 - 17500	45000 - 52500	42500 - 45000	14250 - 14750
Hambantota	37500 - 40000	19000 - 22500	-	9000 - 11500	9250 - 11000	-	-	47500 - 52500	42500 - 46500	14250 - 15000
Kegalle	38000 - 38200	19300 - 19500	-	11000 - 11250	9500 - 10000	-	16000 - 16250	46500 - 47000	44500 - 45000	14500 - 15500
Galle	38000 - 44000	20500 - 22500	-	9750 - 11000	9000 - 9500	-	-	57500 - 60000	40000 - 46000	13750 - 14250
Tissamaharama	-	-	-	-	-	-	-	-	-	-
Meegoda (DEC)	37500 - 40000	19000 - 20500	-	9250 - 11250	8500 - 9000	-	14750 - 16000	49000 - 55000	39000 - 41000	13900 - 14250
Jaffna	36000 - 36500	-	15750 - 16500	10500 - 11000	10000 - 10500	-	18500 - 19250	46000 - 46500	-	14750 - 15000
Vavuniya	38250 - 38500	-	-	13000 - 14000	10000 - 10500	-	20000 - 22000	45000 - 46000	-	14500 - 14750
Mannar	39000 - 40000	17500 - 18000	20000 - 21000	10250 - 12000	9500 - 9750	-	-	47500 - 50000	-	14250 - 14500
Killinochchi	37500 - 38500	-	22000 - 23000	12500 - 13500	10000 - 11000	-	19500 - 21000	47000 - 48000	-	14000 - 14500
Mullattivu	40000 - 41000	-	-	10750 - 11000	8750 - 9500	-	-	48750 - 49500	-	14000 - 14500
Batticaloa	37000 - 37750	-	-	10000 - 10300	10000 - 10500	-	15750 - 16750	48000 - 48750	40750 - 41250	14250 - 14500
Trincomalee	38500 - 40000	-	-	-	8750 - 9000	-	-	49000 - 50000	37500 - 39000	14500 - 15000
Galenbindunuwewa	39000 - 41000	17500 - 17500	-	9500 - 12500	9500 - 10500	-	-	46250 - 52500	37500 - 43500	14250 - 15000
Matale	40000 - 41000	20000 - 22000	-	10000 - 12000	9500 - 9750	-	-	45000 - 47500	40000 - 41000	14250 - 14500

**Table 05: Selected Markets: Retail Price of Subsidiary Food Crops (Rs/kg)**

Week 25: 14 - 20 June 2024

LOCATIONS	Dried Chillies	Red Onion		Big Onion	Potato			Pulses		
	Imported	Imported	Local		Imported	Welimada	Nuwara Eliya	Green Gram	Cowpea	Red Dhal
Colombo	1100.00 - 1300.00	480.00 - 600.00	-	420.00 - 480.00	180.00 - 220.00	-	400.00 - 440.00	1000.00 - 1400.00	1200.00 - 1400.00	320.00 - 360.00
Gampaha	-	-	-	-	-	-	-	-	-	-
Kurunegala	800.00 - 850.00	460.00 - 520.00	-	280.00 - 300.00	220.00 - 260.00	-	380.00 - 450.00	1200.00 - 1200.00	900.00 - 900.00	320.00 - 360.00
Nikaweratiya	-	-	-	-	-	-	-	-	-	-
Dambulla	800.00 - 850.00	400.00 - 440.00	440.00 - 460.00	240.00 - 280.00	200.00 - 220.00	-	360.00 - 380.00	1000.00 - 1100.00	900.00 - 950.00	290.00 - 305.00
Anuradhapura	850.00 - 900.00	480.00 - 520.00	-	220.00 - 280.00	200.00 - 220.00	-	-	1200.00 - 1300.00	800.00 - 900.00	295.00 - 320.00
Thambuththegama	-	-	-	-	-	-	-	-	-	-
Polonnaruwa	-	-	-	-	-	-	-	-	-	-
Kaluthara	940.00 - 980.00	460.00 - 500.00	-	220.00 - 225.00	230.00 - 240.00	-	380.00 - 400.00	1140.00 - 1200.00	920.00 - 960.00	300.00 - 320.00
Badulla	800.00 - 850.00	520.00 - 560.00	-	250.00 - 260.00	240.00 - 240.00	320.00 - 340.00	-	950.00 - 980.00	900.00 - 900.00	310.00 - 320.00
Keppetipola	860.00 - 900.00	430.00 - 440.00	450.00 - 480.00	250.00 - 260.00	220.00 - 240.00	350.00 - 380.00	-	1280.00 - 1300.00	900.00 - 920.00	298.00 - 315.00
Moneragala	800.00 - 850.00	480.00 - 560.00	-	250.00 - 280.00	220.00 - 240.00	-	360.00 - 400.00	1000.00 - 1200.00	800.00 - 900.00	300.00 - 320.00
Kegalle	850.00 - 880.00	400.00 - 440.00	-	250.00 - 260.00	240.00 - 250.00	-	360.00 - 380.00	950.00 - 1050.00	880.00 - 950.00	290.00 - 340.00
Ampara	-	-	-	-	-	-	-	-	-	-
Dehiattakandiya	800.00 - 800.00	440.00 - 520.00	580.00 - 600.00	230.00 - 250.00	240.00 - 250.00	-	400.00 - 440.00	1000.00 - 1000.00	-	290.00 - 310.00
Nuwaraeliya	900.00 - 960.00	420.00 - 450.00	440.00 - 460.00	260.00 - 280.00	240.00 - 250.00	-	360.00 - 380.00	1260.00 - 1300.00	960.00 - 980.00	296.00 - 310.00
Kandy	820.00 - 920.00	540.00 - 560.00	-	260.00 - 280.00	220.00 - 230.00	-	380.00 - 400.00	1100.00 - 1200.00	950.00 - 1000.00	300.00 - 330.00
Puttalam	-	-	-	-	-	-	-	-	-	-
Rathnapura	-	-	-	-	-	-	-	-	-	-
Hambantota	850.00 - 900.00	450.00 - 520.00	-	230.00 - 260.00	220.00 - 240.00	-	-	1000.00 - 1200.00	900.00 - 1100.00	300.00 - 330.00
Matara	800.00 - 880.00	450.00 - 520.00	-	240.00 - 260.00	220.00 - 240.00	-	375.00 - 400.00	1000.00 - 1200.00	900.00 - 1000.00	300.00 - 330.00
Galle	800.00 - 950.00	480.00 - 560.00	-	240.00 - 280.00	200.00 - 220.00	-	380.00 - 420.00	1250.00 - 1400.00	880.00 - 1000.00	295.00 - 300.00
Tissamaharama	-	-	-	-	-	-	-	-	-	-
Meegoda (DEC)	800.00 - 850.00	420.00 - 560.00	-	240.00 - 280.00	200.00 - 240.00	-	360.00 - 400.00	1150.00 - 1440.00	850.00 - 1000.00	300.00 - 320.00
Embilipitiya	850.00 - 950.00	-	480.00 - 520.00	240.00 - 280.00	220.00 - 260.00	-	380.00 - 400.00	950.00 - 1050.00	950.00 - 1020.00	290.00 - 330.00
Jaffna	780.00 - 780.00	-	350.00 - 370.00	240.00 - 270.00	220.00 - 230.00	-	390.00 - 430.00	940.00 - 1050.00	-	310.00 - 320.00
Vavuniya	780.00 - 800.00	-	-	300.00 - 315.00	240.00 - 250.00	-	450.00 - 470.00	950.00 - 970.00	-	300.00 - 305.00
Mannar	850.00 - 900.00	450.00 - 500.00	-	220.00 - 260.00	210.00 - 220.00	-	-	1200.00 - 1300.00	-	310.00 - 320.00
Killinochchi	780.00 - 820.00	-	480.00 - 520.00	290.00 - 310.00	230.00 - 250.00	-	440.00 - 460.00	1000.00 - 1050.00	-	300.00 - 320.00
Mullaittivu	830.00 - 850.00	-	-	-	190.00 - 210.00	-	-	1000.00 - 1080.00	-	300.00 - 320.00
Batticaloa	780.00 - 810.00	-	-	240.00 - 250.00	240.00 - 250.00	-	360.00 - 380.00	1000.00 - 1040.00	850.00 - 880.00	305.00 - 310.00
Trincomalee	880.00 - 940.00	-	440.00 - 460.00	260.00 - 300.00	220.00 - 240.00	-	-	1040.00 - 1100.00	860.00 - 900.00	310.00 - 315.00
Hanguranketha	-	-	-	-	-	-	-	-	-	-
Veyangoda	-	-	-	-	-	-	-	-	-	-
Galenbindunuwewa	840.00 - 850.00	-	-	220.00 - 260.00	200.00 - 220.00	-	-	1000.00 - 1100.00	800.00 - 900.00	290.00 - 320.00
Bandarawela	900.00 - 950.00	480.00 - 500.00	-	240.00 - 250.00	200.00 - 220.00	380.00 - 400.00	-	1100.00 - 1200.00	900.00 - 900.00	340.00 - 350.00
Matale	850.00 - 900.00	450.00 - 480.00	-	230.00 - 280.00	200.00 - 220.00	-	360.00 - 380.00	980.00 - 1100.00	850.00 - 1000.00	290.00 - 300.00

**Table 06: Selected Markets: Wholesale Price of Vegetables(Rs/kg)**

Week 25: 14 - 20 June 2024

Locations	Butter Beans	Green Beans	Carrot	Leeks	Beetroot	Knolkhol
Colombo	-	450.00 - 600.00	250.00 - 380.00	450.00 - 550.00	400.00 - 480.00	250.00 - 300.00
Meegoda (DEC)	-	550.00 - 600.00	300.00 - 400.00	550.00 - 620.00	600.00 - 650.00	360.00 - 400.00
Dambulla (DEC)	-	500.00 - 580.00	350.00 - 400.00	400.00 - 450.00	480.00 - 600.00	280.00 - 350.00
Keppetipola (DEC)	-	500.00 - 550.00	250.00 - 260.00	540.00 - 550.00	450.00 - 480.00	280.00 - 320.00
Norochchole (DEC)	-	-	-	-	-	-
Nuwara Eliya	-	520.00 - 550.00	350.00 - 360.00	560.00 - 570.00	460.00 - 500.00	280.00 - 320.00
Kandy	-	500.00 - 550.00	340.00 - 350.00	540.00 - 550.00	450.00 - 500.00	280.00 - 300.00
Hambantota	-	500.00 - 570.00	350.00 - 400.00	500.00 - 550.00	500.00 - 550.00	300.00 - 350.00
Thambuththegama (DEC)	-	-	-	-	-	-
Jaffna	-	750.00 - 770.00	400.00 - 420.00	650.00 - 670.00	650.00 - 670.00	-
Bandarawela	-	500.00 - 520.00	280.00 - 320.00	440.00 - 470.00	-	250.00 - 260.00
Veyangoda	-	-	-	-	-	-

Locations	Raddish	Cabbage	Tomato	Ladies Fingers	Brinjal	Capsicum
Colombo	150.00 - 220.00	100.00 - 180.00	350.00 - 650.00	100.00 - 130.00	300.00 - 400.00	380.00 - 600.00
Meegoda (DEC)	130.00 - 170.00	150.00 - 220.00	500.00 - 650.00	180.00 - 220.00	400.00 - 450.00	600.00 - 680.00
Moneragala	150.00 - 200.00	140.00 - 180.00	520.00 - 550.00	130.00 - 150.00	300.00 - 350.00	550.00 - 600.00
Dambulla (DEC)	150.00 - 180.00	150.00 - 200.00	440.00 - 500.00	150.00 - 160.00	250.00 - 320.00	450.00 - 580.00
Keppetipola (DEC)	100.00 - 120.00	130.00 - 150.00	430.00 - 450.00	140.00 - 150.00	350.00 - 380.00	650.00 - 700.00
Norochchole (DEC)	-	-	-	-	-	-
Nuwara Eliya	170.00 - 180.00	190.00 - 200.00	430.00 - 460.00	150.00 - 160.00	380.00 - 400.00	660.00 - 700.00
Kandy	160.00 - 180.00	150.00 - 200.00	450.00 - 480.00	150.00 - 180.00	350.00 - 380.00	530.00 - 550.00
Hambantota	250.00 - 300.00	200.00 - 250.00	460.00 - 540.00	120.00 - 180.00	280.00 - 380.00	550.00 - 600.00
Thambuththegama (DEC)	-	-	-	-	-	-
Tissamaharama	-	-	-	-	-	-
Jaffna	250.00 - 270.00	230.00 - 250.00	700.00 - 730.00	210.00 - 230.00	350.00 - 370.00	700.00 - 720.00
Bandarawela	100.00 - 120.00	100.00 - 110.00	450.00 - 480.00	-	380.00 - 400.00	450.00 - 470.00
Veyangoda	-	-	-	-	-	-

Locations	Pumpkin	Cucumber	Bitter Gourd	Snake Gourd	Drumstick	Luffa
Colombo	100.00 - 150.00	80.00 - 100.00	550.00 - 650.00	280.00 - 300.00	300.00 - 600.00	230.00 - 280.00
Meegoda (DEC)	150.00 - 170.00	80.00 - 120.00	650.00 - 680.00	300.00 - 350.00	-	280.00 - 350.00
Moneragala	140.00 - 200.00	100.00 - 140.00	650.00 - 700.00	280.00 - 320.00	-	320.00 - 380.00
Dambulla (DEC)	130.00 - 150.00	80.00 - 120.00	580.00 - 630.00	200.00 - 230.00	-	240.00 - 300.00
Keppetipola (DEC)	140.00 - 150.00	120.00 - 130.00	540.00 - 550.00	300.00 - 340.00	-	260.00 - 280.00
Norochchole (DEC)	-	-	-	-	-	-
Nuwara Eliya	150.00 - 160.00	120.00 - 130.00	560.00 - 580.00	320.00 - 350.00	-	280.00 - 300.00
Kandy	140.00 - 160.00	100.00 - 120.00	540.00 - 560.00	250.00 - 270.00	-	200.00 - 220.00
Hambantota	150.00 - 200.00	120.00 - 150.00	550.00 - 580.00	300.00 - 350.00	450.00 - 460.00	350.00 - 400.00
Thambuththegama (DEC)	-	-	-	-	-	-
Tissamaharama	-	-	-	-	-	-
Jaffna	120.00 - 140.00	120.00 - 140.00	-	250.00 - 270.00	740.00 - 760.00	-
Bandarawela	120.00 - 130.00	120.00 - 130.00	-	-	-	-
Veyangoda	-	-	-	-	-	-

**Table 06 (Contd.)**

	Long Beans	Ash Plantain	Green Chillies	Lime	Sweet Potatoe	Manioc
Colombo	200.00 - 280.00	160.00 - 180.00	200.00 - 250.00	##### - #####	150.00 - 160.00	80.00 - 100.00
Meegoda (DEC)	300.00 - 360.00	220.00 - 260.00	280.00 - 310.00	##### - #####	130.00 - 170.00	90.00 - 120.00
Moneragala	150.00 - 180.00	80.00 - 100.00	250.00 - 300.00	950.00 - #####	160.00 - 170.00	80.00 - 90.00
Dambulla (DEC)	200.00 - 250.00	150.00 - 180.00	100.00 - 170.00	900.00 - #####	130.00 - 150.00	80.00 - 100.00
Keppetipola (DEC)	260.00 - 280.00	160.00 - 170.00	250.00 - 300.00	##### - #####	140.00 - 150.00	100.00 - 120.00
Norochchole (DEC)	-	-	-	-	-	-
Nuwara Eliya	280.00 - 300.00	180.00 - 190.00	300.00 - 320.00	##### - #####	170.00 - 180.00	100.00 - 120.00
Kandy	280.00 - 300.00	160.00 - 200.00	200.00 - 250.00	900.00 - 950.00	150.00 - 170.00	90.00 - 100.00
Hambantota	280.00 - 350.00	100.00 - 150.00	200.00 - 250.00	900.00 - #####	150.00 - 200.00	100.00 - 130.00
Thambuththegama (DEC)	-	-	-	-	-	-
Tissamaharama	-	-	-	-	-	-
Jaffna	300.00 - 320.00	100.00 - 120.00	200.00 - 210.00	840.00 - 860.00	150.00 - 160.00	80.00 - 90.00
Bandarawela	-	-	260.00 - 300.00	-	160.00 - 170.00	-
Veyangoda	-	-	-	-	-	-

Locations	Leafy Vegetables (Rs/bundle)			Coconut (Rs/nut)	
	Mukunuwenna	Kankun	Gotukola	Large	Small
Colombo	40.00 - 45.00	40.00 - 45.00	280.00 - 300.00	95.00 - 105.00	80.00 - 90.00
Meegoda (DEC)	40.00 - 50.00	40.00 - 50.00	180.00 - 210.00	100.00 - 105.00	85.00 - 90.00
Norochchole (DEC)	-	-	-	-	-
Nuwara Eliya	-	-	-	-	-
Dambulla (DEC)	25.00 - 30.00	25.00 - 30.00	125.00 - 150.00	80.00 - 85.00	70.00 - 75.00
Kandy	40.00 - 45.00	45.00 - 50.00	220.00 - 230.00	95.00 - 105.00	78.00 - 82.00
Hambantota	40.00 - 50.00	40.00 - 50.00	180.00 - 210.00	-	-
Thambuththegama (DEC)	-	-	-	-	-
Tissamaharama	-	-	-	-	-
Jaffna	70.00 - 80.00	40.00 - 45.00	120.00 - 125.00	80.00 - 88.00	50.00 - 55.00
Bandarawela	-	-	-	-	-
Veyangoda	-	-	-	-	-

*Colombo, Meegoda, Norochchole, Jaffna, Dambulla and Kandy - Gotukola Price Rs/Kg*



**Table 07: Selected Markets: Retail Price of Vegetables (Rs/kg)**

Week 25: 14 - 20 June 2024

LOCATIONS	Up Country Varieties																										
	Butter Beans		Green Beans		Carrot		Leeks		Beetroot		Knol Khol		Raddish		Cabbage		Tomato										
Colombo	-		460.00	-	800.00	700.00	-	1000.00	380.00	-	700.00	550.00	-	900.00	350.00	-	600.00	220.00	-	400.00	550.00	-	800.00	480.00	-	1000.00	
Gampaha	-		-	-	-	-	-	-	-	-	-	-	-	-	-	-	-	-	-	-	-	-	-	-	-	-	-
Kurunegala	-		700.00	-	800.00	480.00	-	550.00	650.00	-	750.00	680.00	-	800.00	400.00	-	560.00	280.00	-	320.00	340.00	-	480.00	640.00	-	750.00	
Nikaweratiya	-		-	-	-	-	-	-	-	-	-	-	-	-	-	-	-	-	-	-	-	-	-	-	-	-	-
Dambulla	-		800.00	-	840.00	500.00	-	560.00	700.00	-	740.00	660.00	-	700.00	500.00	-	540.00	280.00	-	300.00	360.00	-	400.00	760.00	-	800.00	
Anuradhapura	-		680.00	-	800.00	520.00	-	600.00	680.00	-	720.00	600.00	-	720.00	600.00	-	720.00	280.00	-	360.00	320.00	-	360.00	640.00	-	760.00	
Thambuththegama	-		-	-	-	-	-	-	-	-	-	-	-	-	-	-	-	-	-	-	-	-	-	-	-	-	-
Polonnaruwa	-		-	-	-	-	-	-	-	-	-	-	-	-	-	-	-	-	-	-	-	-	-	-	-	-	-
Kaluthara	-		620.00	-	660.00	460.00	-	500.00	540.00	-	580.00	560.00	-	580.00	440.00	-	480.00	240.00	-	280.00	260.00	-	300.00	580.00	-	620.00	
Badulla	-		520.00	-	600.00	400.00	-	440.00	600.00	-	600.00	600.00	-	600.00	-	-	-	-	-	-	260.00	-	320.00	550.00	-	600.00	
Keppetipola	-		640.00	-	660.00	340.00	-	350.00	640.00	-	650.00	560.00	-	580.00	380.00	-	400.00	180.00	-	200.00	230.00	-	240.00	550.00	-	580.00	
Moneragala	-		600.00	-	720.00	400.00	-	520.00	600.00	-	720.00	600.00	-	720.00	600.00	-	720.00	240.00	-	320.00	240.00	-	320.00	600.00	-	720.00	
Kegalle	-		680.00	-	720.00	520.00	-	560.00	680.00	-	720.00	840.00	-	880.00	600.00	-	640.00	280.00	-	360.00	320.00	-	360.00	680.00	-	720.00	
Ampara	-		-	-	-	-	-	-	-	-	-	-	-	-	-	-	-	-	-	-	-	-	-	-	-	-	-
Dehiattakandiya	-		800.00	-	800.00	600.00	-	700.00	800.00	-	800.00	600.00	-	600.00	380.00	-	400.00	300.00	-	400.00	300.00	-	400.00	800.00	-	800.00	
Nuwaraeliya	-		650.00	-	700.00	460.00	-	480.00	660.00	-	680.00	560.00	-	580.00	380.00	-	400.00	260.00	-	280.00	280.00	-	300.00	550.00	-	600.00	
Kandy	-		750.00	-	800.00	580.00	-	600.00	580.00	-	600.00	600.00	-	650.00	360.00	-	400.00	260.00	-	280.00	260.00	-	300.00	750.00	-	800.00	
Puttalam	-		-	-	-	-	-	-	-	-	-	-	-	-	-	-	-	-	-	-	-	-	-	-	-	-	-
Hambantota	-		600.00	-	700.00	400.00	-	480.00	600.00	-	700.00	600.00	-	700.00	400.00	-	500.00	320.00	-	400.00	240.00	-	320.00	600.00	-	700.00	
Rathnapura	-		-	-	-	-	-	-	-	-	-	-	-	-	-	-	-	-	-	-	-	-	-	-	-	-	-
Matara	-		640.00	-	740.00	360.00	-	460.00	720.00	-	800.00	600.00	-	720.00	-	-	-	360.00	-	400.00	300.00	-	320.00	660.00	-	800.00	
Galle	-		650.00	-	700.00	440.00	-	480.00	680.00	-	700.00	650.00	-	700.00	-	-	-	320.00	-	340.00	320.00	-	360.00	580.00	-	620.00	
Tissamaharama	-		-	-	-	-	-	-	-	-	-	-	-	-	-	-	-	-	-	-	-	-	-	-	-	-	-
Meegoda (DEC)	-		660.00	-	720.00	440.00	-	600.00	680.00	-	800.00	680.00	-	800.00	480.00	-	600.00	220.00	-	320.00	320.00	-	400.00	700.00	-	800.00	
Embilipitiya	-		650.00	-	720.00	500.00	-	600.00	650.00	-	720.00	550.00	-	600.00	300.00	-	400.00	200.00	-	250.00	300.00	-	400.00	800.00	-	850.00	
Jaffna	-		800.00	-	840.00	450.00	-	470.00	700.00	-	740.00	700.00	-	730.00	-	-	-	300.00	-	340.00	270.00	-	300.00	750.00	-	800.00	
Vavuniya	-		1000.00	-	1060.00	800.00	-	850.00	800.00	-	830.00	700.00	-	740.00	-	-	-	400.00	-	430.00	400.00	-	430.00	800.00	-	850.00	
Mannar	-		880.00	-	960.00	600.00	-	680.00	800.00	-	880.00	800.00	-	880.00	-	-	-	280.00	-	300.00	400.00	-	450.00	720.00	-	800.00	
Killinochchi	-		980.00	-	1020.00	780.00	-	820.00	780.00	-	820.00	680.00	-	720.00	-	-	-	380.00	-	420.00	380.00	-	420.00	780.00	-	820.00	
Mullaittivu	-		700.00	-	750.00	700.00	-	740.00	800.00	-	850.00	750.00	-	800.00	-	-	-	300.00	-	350.00	400.00	-	450.00	800.00	-	850.00	
Batticaloa	-		760.00	-	800.00	450.00	-	480.00	680.00	-	720.00	-	-	-	-	-	-	-	-	-	300.00	-	320.00	640.00	-	650.00	
Trincomalee	-		800.00	-	840.00	460.00	-	500.00	680.00	-	700.00	760.00	-	800.00	-	-	-	320.00	-	350.00	340.00	-	360.00	600.00	-	640.00	
Hanguranketha	-		-	-	-	-	-	-	-	-	-	-	-	-	-	-	-	-	-	-	-	-	-	-	-	-	-
Veyangoda	-		-	-	-	-	-	-	-	-	-	-	-	-	-	-	-	-	-	-	-	-	-	-	-	-	-
Galenbindunuwewa	-		720.00	-	800.00	500.00	-	600.00	640.00	-	720.00	600.00	-	640.00	-	-	-	300.00	-	320.00	320.00	-	400.00	680.00	-	720.00	
Bandarawela	-		750.00	-	800.00	480.00	-	500.00	600.00	-	620.00	800.00	-	830.00	380.00	-	400.00	170.00	-	200.00	350.00	-	380.00	460.00	-	480.00	
Matale	-		720.00	-	800.00	600.00	-	640.00	720.00	-	800.00	540.00	-	560.00	560.00	-	600.00	280.00	-	320.00	320.00	-	360.00	600.00	-	680.00	

**Table 07 (Contd.)**

LOCATIONS	Low Country Varieties											
	Ladies Fingers	Brinjal	Capsicum	Pumpkin	Cucumber	Bitter Gourd	Snake Gourd	Drumstick	Luffa	Long Beans		
Colombo	250.00 - 420.00	500.00 - 900.00	650.00 - 1000.00	180.00 - 340.00	140.00 - 320.00	350.00 - 700.00	250.00 - 480.00	-	300.00 - 600.00	240.00 - 520.00		
Gampaha	-	-	-	-	-	-	-	-	-	-		
Kurunegala	280.00 - 320.00	480.00 - 560.00	700.00 - 850.00	180.00 - 240.00	200.00 - 240.00	700.00 - 800.00	350.00 - 400.00	650.00 - 650.00	400.00 - 440.00	400.00 - 480.00		
Nikaweratiya	-	-	-	-	-	-	-	-	-	-		
Dambulla	260.00 - 320.00	400.00 - 460.00	800.00 - 860.00	200.00 - 240.00	200.00 - 240.00	800.00 - 880.00	360.00 - 400.00	680.00 - 720.00	460.00 - 480.00	300.00 - 340.00		
Anuradhapura	320.00 - 360.00	440.00 - 520.00	720.00 - 800.00	240.00 - 320.00	180.00 - 240.00	760.00 - 800.00	360.00 - 400.00	-	400.00 - 480.00	400.00 - 480.00		
Thambuthhegama	-	-	-	-	-	-	-	-	-	-		
Polonnaruwa	-	-	-	-	-	-	-	-	-	-		
Kaluthara	220.00 - 260.00	440.00 - 480.00	680.00 - 720.00	200.00 - 220.00	200.00 - 220.00	720.00 - 760.00	420.00 - 460.00	-	480.00 - 520.00	380.00 - 400.00		
Badulla	320.00 - 320.00	600.00 - 600.00	600.00 - 700.00	240.00 - 320.00	200.00 - 240.00	560.00 - 600.00	400.00 - 480.00	-	400.00 - 420.00	300.00 - 320.00		
Keppetipola	240.00 - 260.00	440.00 - 450.00	730.00 - 760.00	220.00 - 240.00	200.00 - 220.00	620.00 - 640.00	380.00 - 400.00	-	350.00 - 380.00	340.00 - 360.00		
Moneragala	240.00 - 320.00	380.00 - 400.00	720.00 - 840.00	200.00 - 320.00	180.00 - 220.00	800.00 - 840.00	400.00 - 440.00	-	400.00 - 480.00	280.00 - 320.00		
Kegalle	320.00 - 360.00	500.00 - 540.00	760.00 - 800.00	200.00 - 240.00	200.00 - 240.00	760.00 - 800.00	440.00 - 480.00	500.00 - 560.00	440.00 - 480.00	440.00 - 480.00		
Ampara	-	-	-	-	-	-	-	-	-	-		
Dehiattakandiya	300.00 - 320.00	380.00 - 480.00	800.00 - 1000.00	200.00 - 300.00	160.00 - 200.00	780.00 - 800.00	360.00 - 400.00	-	380.00 - 400.00	360.00 - 400.00		
Nuwaraeliya	240.00 - 260.00	460.00 - 480.00	780.00 - 800.00	240.00 - 260.00	240.00 - 250.00	660.00 - 680.00	440.00 - 460.00	-	380.00 - 400.00	360.00 - 380.00		
Kandy	240.00 - 260.00	400.00 - 450.00	600.00 - 650.00	240.00 - 260.00	160.00 - 200.00	750.00 - 800.00	360.00 - 400.00	-	300.00 - 320.00	450.00 - 480.00		
Puttalam	-	-	-	-	-	-	-	-	-	-		
Rathnapura	-	-	-	-	-	-	-	-	-	-		
Hambantota	200.00 - 240.00	340.00 - 460.00	600.00 - 720.00	200.00 - 260.00	140.00 - 160.00	600.00 - 620.00	400.00 - 480.00	600.00 - 600.00	400.00 - 480.00	320.00 - 400.00		
Matara	240.00 - 300.00	380.00 - 480.00	600.00 - 660.00	200.00 - 220.00	140.00 - 160.00	580.00 - 600.00	400.00 - 480.00	-	400.00 - 520.00	320.00 - 420.00		
Galle	220.00 - 260.00	560.00 - 600.00	600.00 - 650.00	160.00 - 200.00	180.00 - 240.00	680.00 - 720.00	420.00 - 480.00	-	580.00 - 600.00	460.00 - 500.00		
Tissamaharama	-	-	-	-	-	-	-	-	-	-		
Meegoda (DEC)	240.00 - 320.00	480.00 - 600.00	680.00 - 800.00	200.00 - 280.00	160.00 - 240.00	700.00 - 920.00	400.00 - 480.00	-	350.00 - 480.00	400.00 - 600.00		
Embilipitiya	180.00 - 240.00	300.00 - 320.00	600.00 - 800.00	240.00 - 260.00	150.00 - 200.00	720.00 - 800.00	320.00 - 400.00	-	400.00 - 520.00	300.00 - 400.00		
Jaffna	250.00 - 300.00	400.00 - 430.00	750.00 - 790.00	170.00 - 200.00	160.00 - 200.00	1200.00 - 1250.00	300.00 - 340.00	800.00 - 860.00	-	350.00 - 380.00		
Vavuniya	400.00 - 450.00	400.00 - 450.00	800.00 - 850.00	240.00 - 260.00	240.00 - 260.00	1000.00 - 1060.00	450.00 - 500.00	800.00 - 850.00	-	400.00 - 460.00		
Mannar	320.00 - 350.00	400.00 - 500.00	800.00 - 880.00	200.00 - 250.00	200.00 - 220.00	800.00 - 880.00	400.00 - 500.00	500.00 - 600.00	-	400.00 - 480.00		
Killinochchi	350.00 - 400.00	380.00 - 420.00	780.00 - 820.00	230.00 - 250.00	230.00 - 250.00	1000.00 - 1050.00	440.00 - 460.00	800.00 - 850.00	-	380.00 - 420.00		
Mullaittivu	250.00 - 280.00	350.00 - 400.00	-	200.00 - 240.00	-	1000.00 - 1100.00	600.00 - 650.00	-	-	400.00 - 450.00		
Batticaloa	280.00 - 320.00	300.00 - 330.00	680.00 - 700.00	180.00 - 200.00	150.00 - 160.00	800.00 - 880.00	360.00 - 400.00	600.00 - 650.00	-	500.00 - 540.00		
Trincomalee	360.00 - 400.00	400.00 - 450.00	650.00 - 700.00	200.00 - 230.00	170.00 - 200.00	800.00 - 850.00	340.00 - 360.00	740.00 - 760.00	-	400.00 - 450.00		
Hanguranketha	-	-	-	-	-	-	-	-	-	-		
Veyangoda	-	-	-	-	-	-	-	-	-	-		
Galenbindunuwewa	280.00 - 320.00	400.00 - 480.00	800.00 - 880.00	200.00 - 260.00	200.00 - 280.00	800.00 - 820.00	360.00 - 400.00	-	320.00 - 480.00	280.00 - 320.00		
Bandarawela	240.00 - 260.00	600.00 - 650.00	700.00 - 750.00	240.00 - 260.00	220.00 - 240.00	700.00 - 750.00	380.00 - 400.00	750.00 - 800.00	380.00 - 400.00	380.00 - 400.00		
Matale	280.00 - 320.00	520.00 - 600.00	720.00 - 800.00	280.00 - 300.00	200.00 - 240.00	760.00 - 800.00	360.00 - 400.00	-	400.00 - 480.00	400.00 - 440.00		

**Table 07 (Contd.)**

LOCATIONS	Low Country Varieties					Leafy Vegetable			Coconut (Rs/nut)	
	Ash Plantain	Green Chillies	Lime	Sweet Potato	Manioc	Mukunuwenna	Kankun	Gotukola	Large	Small
Colombo	320.00 - 500.00	1200.00 - 2400.00	300.00 - 1000.00	150.00 - 320.00	150.00 - 240.00	60.00 - 100.00	60.00 - 100.00	100.00 - 120.00	105.00 - 120.00	85.00 - 100.00
Gampaha	-	-	-	-	-	-	-	-	-	-
Kurunegala	280.00 - 320.00	500.00 - 600.00	1400.00 - 1600.00	200.00 - 320.00	160.00 - 200.00	50.00 - 50.00	50.00 - 50.00	30.00 - 40.00	100.00 - 110.00	80.00 - 90.00
Nikaweratiya	-	-	-	-	-	-	-	-	-	-
Dambulla	280.00 - 320.00	300.00 - 400.00	1400.00 - 1500.00	240.00 - 280.00	180.00 - 200.00	50.00 - 60.00	50.00 - 60.00	50.00 - 60.00	100.00 - 120.00	80.00 - 85.00
Anuradhapura	240.00 - 320.00	400.00 - 500.00	1200.00 - 1500.00	240.00 - 360.00	200.00 - 240.00	50.00 - 60.00	50.00 - 60.00	50.00 - 60.00	100.00 - 120.00	80.00 - 90.00
Thambuththegama	-	-	-	-	-	-	-	-	-	-
Polonnaruwa	-	-	-	-	-	-	-	-	-	-
Kaluthara	240.00 - 260.00	500.00 - 600.00	1300.00 - 1400.00	220.00 - 250.00	180.00 - 200.00	70.00 - 80.00	70.00 - 80.00	80.00 - 100.00	110.00 - 120.00	90.00 - 95.00
Badulla	260.00 - 320.00	600.00 - 650.00	1400.00 - 1500.00	200.00 - 200.00	160.00 - 160.00	80.00 - 100.00	80.00 - 80.00	80.00 - 100.00	120.00 - 120.00	100.00 - 110.00
Keppetipola	250.00 - 260.00	400.00 - 450.00	1300.00 - 1400.00	260.00 - 280.00	200.00 - 220.00	60.00 - 80.00	60.00 - 80.00	50.00 - 60.00	118.00 - 120.00	100.00 - 106.00
Moneragala	120.00 - 160.00	380.00 - 400.00	1200.00 - 1300.00	240.00 - 280.00	100.00 - 120.00	50.00 - 60.00	50.00 - 60.00	60.00 - 70.00	100.00 - 110.00	70.00 - 80.00
Kegalle	300.00 - 340.00	400.00 - 450.00	1400.00 - 1450.00	280.00 - 320.00	180.00 - 220.00	70.00 - 80.00	70.00 - 80.00	40.00 - 50.00	110.00 - 120.00	95.00 - 100.00
Ampara	-	-	-	-	-	-	-	-	-	-
Dehiattakandiya	250.00 - 300.00	400.00 - 500.00	1200.00 - 1200.00	200.00 - 200.00	200.00 - 200.00	50.00 - 70.00	50.00 - 70.00	50.00 - 70.00	110.00 - 120.00	90.00 - 100.00
Nuwaraeliya	280.00 - 300.00	400.00 - 450.00	1400.00 - 1500.00	300.00 - 320.00	200.00 - 220.00	80.00 - 90.00	80.00 - 90.00	60.00 - 70.00	117.00 - 120.00	105.00 - 108.00
Kandy	280.00 - 300.00	400.00 - 500.00	1500.00 - 1600.00	240.00 - 260.00	160.00 - 180.00	50.00 - 60.00	60.00 - 70.00	50.00 - 60.00	110.00 - 120.00	85.00 - 90.00
Puttalam	-	-	-	-	-	-	-	-	-	-
Rathnapura	-	-	-	-	-	-	-	-	-	-
Hambanthota	160.00 - 220.00	320.00 - 400.00	1100.00 - 1200.00	240.00 - 250.00	150.00 - 220.00	50.00 - 60.00	50.00 - 60.00	80.00 - 90.00	120.00 - 130.00	80.00 - 90.00
Matara	220.00 - 280.00	350.00 - 400.00	1000.00 - 1100.00	240.00 - 300.00	160.00 - 220.00	50.00 - 60.00	50.00 - 60.00	90.00 - 100.00	120.00 - 140.00	85.00 - 110.00
Galle	200.00 - 240.00	450.00 - 500.00	1400.00 - 1600.00	220.00 - 240.00	180.00 - 200.00	50.00 - 60.00	50.00 - 60.00	100.00 - 100.00	120.00 - 130.00	85.00 - 95.00
Tissamaharama	-	-	-	-	-	-	-	-	-	-
Meegoda (DEC)	320.00 - 480.00	350.00 - 600.00	1200.00 - 1600.00	200.00 - 320.00	120.00 - 150.00	80.00 - 80.00	80.00 - 80.00	100.00 - 100.00	110.00 - 120.00	90.00 - 100.00
Embilipitiya	160.00 - 240.00	380.00 - 480.00	950.00 - 1000.00	200.00 - 240.00	120.00 - 160.00	50.00 - 60.00	50.00 - 60.00	80.00 - 100.00	120.00 - 140.00	80.00 - 110.00
Jaffna	150.00 - 170.00	250.00 - 280.00	900.00 - 940.00	200.00 - 220.00	120.00 - 150.00	90.00 - 110.00	50.00 - 60.00	50.00 - 55.00	100.00 - 115.00	60.00 - 65.00
Vavuniya	240.00 - 280.00	300.00 - 320.00	1000.00 - 1060.00	340.00 - 360.00	240.00 - 260.00	55.00 - 65.00	60.00 - 75.00	65.00 - 70.00	80.00 - 110.00	60.00 - 80.00
Mannar	200.00 - 240.00	300.00 - 400.00	1400.00 - 1600.00	300.00 - 320.00	180.00 - 200.00	45.00 - 55.00	50.00 - 60.00	45.00 - 55.00	90.00 - 100.00	75.00 - 85.00
Killinochchi	230.00 - 250.00	280.00 - 320.00	1000.00 - 1050.00	340.00 - 360.00	230.00 - 250.00	50.00 - 60.00	45.00 - 50.00	40.00 - 45.00	90.00 - 100.00	50.00 - 60.00
Mullaittivu	180.00 - 220.00	250.00 - 300.00	1200.00 - 1400.00	250.00 - 300.00	200.00 - 250.00	90.00 - 100.00	70.00 - 80.00	60.00 - 70.00	90.00 - 120.00	80.00 - 85.00
Batticaloa	240.00 - 260.00	300.00 - 320.00	1400.00 - 1540.00	250.00 - 260.00	150.00 - 160.00	60.00 - 70.00	60.00 - 70.00	50.00 - 50.00	90.00 - 100.00	55.00 - 60.00
Trincomalee	260.00 320.00	280.00 300.00	1400.00 1500.00	250.00 280.00	180.00 190.00	65.00 70.00	60.00 65.00	50.00 55.00	120.00 130.00	70.00 75.00
Hanguranketha	-	-	-	-	-	-	-	-	-	-
Veyangoda	-	-	-	-	-	-	-	-	-	-
Galenbindunuwewa	-	350.00 - 500.00	1000.00 - 1200.00	200.00 - 240.00	160.00 - 240.00	50.00 - 60.00	50.00 - 60.00	50.00 - 60.00	100.00 - 110.00	70.00 - 80.00
Bandarawela	300.00 - 320.00	500.00 - 550.00	1500.00 - 1600.00	300.00 - 350.00	250.00 - 260.00	60.00 - 70.00	60.00 - 70.00	70.00 - 80.00	120.00 - 130.00	90.00 - 100.00
Matale	320.00 - 360.00	400.00 - 480.00	1400.00 - 1500.00	200.00 - 240.00	160.00 - 180.00	50.00 - 60.00	50.00 - 60.00	50.00 - 70.00	110.00 - 120.00	80.00 - 100.00

**Table 08: Selected Markets: Retail Price of Fruits (Rs/each & Rs/kg)**

Week 25: 14 - 20 June 2024

LOCATIONS	Banana					Pineapple			Mango	
	Ambul (Rs/kg)	Kolikuttu (Rs/kg)	Seeni (Rs/kg)	Anamalu	Ambun	Large	Medium	Small	Betti	Karthakolomban
Colombo	200.00 - 300.00	450.00 - 550.00	150.00 - 280.00	30.00 - 42.00	35.00 - 56.00	480.00 - 650.00	380.00 - 550.00	280.00 - 450.00	-	66.00 - 200.00
Gampaha	-	-	-	-	-	-	-	-	-	-
Kurunegala	180.00 - 220.00	450.00 - 500.00	150.00 - 200.00	25.00 - 30.00	42.00 - 45.00	680.00 - 760.00	400.00 - 500.00	150.00 - 200.00	50.00 - 60.00	80.00 - 100.00
Nikaweratiya	-	-	-	-	-	-	-	-	-	-
Dambulla	160.00 - 200.00	400.00 - 460.00	180.00 - 200.00	-	48.00 - 50.00	700.00 - 750.00	500.00 - 580.00	350.00 - 400.00	40.00 - 50.00	100.00 - 120.00
Anuradhapura	180.00 - 200.00	400.00 - 500.00	160.00 - 200.00	20.00 - 26.00	30.00 - 35.00	650.00 - 800.00	500.00 - 560.00	400.00 - 450.00	-	80.00 - 100.00
Thambuththegama	-	-	-	-	-	-	-	-	-	-
Polonnaruwa	-	-	-	-	-	-	-	-	-	-
Kaluthara	220.00 - 240.00	380.00 - 420.00	220.00 - 240.00	30.00 - 32.00	40.00 - 42.00	-	440.00 - 460.00	340.00 - 360.00	-	100.00 - 120.00
Badulla	160.00 - 200.00	400.00 - 450.00	160.00 - 200.00	20.00 - 20.00	25.00 - 26.00	-	400.00 - 400.00	-	50.00 - 50.00	50.00 - 60.00
Keppetipola	150.00 - 160.00	320.00 - 340.00	140.00 - 150.00	22.00 - 24.00	42.00 - 45.00	640.00 - 650.00	400.00 - 420.00	-	35.00 - 40.00	60.00 - 70.00
Moneragala	100.00 - 120.00	300.00 - 350.00	80.00 - 100.00	15.00 - 25.00	25.00 - 30.00	520.00 - 630.00	400.00 - 450.00	260.00 - 300.00	-	80.00 - 100.00
Kegalle	150.00 - 160.00	450.00 - 500.00	150.00 - 160.00	20.00 - 25.00	25.00 - 30.00	600.00 - 700.00	350.00 - 550.00	150.00 - 250.00	-	60.00 - 80.00
Ampara	-	-	-	-	-	-	-	-	-	-
Dehiattakandiya	170.00 - 200.00	450.00 - 500.00	120.00 - 160.00	-	45.00 - 53.00	-	450.00 - 450.00	380.00 - 400.00	-	70.00 - 100.00
Nuwareliya	160.00 - 170.00	320.00 - 350.00	150.00 - 160.00	26.00 - 28.00	44.00 - 46.00	660.00 - 680.00	420.00 - 450.00	-	38.00 - 40.00	80.00 - 90.00
Kandy	160.00 - 200.00	450.00 - 480.00	150.00 - 170.00	20.00 - 25.00	35.00 - 40.00	700.00 - 800.00	400.00 - 500.00	250.00 - 300.00	35.00 - 40.00	50.00 - 80.00
Puttalam	-	-	-	-	-	-	-	-	-	-
Rathnapura	-	-	-	-	-	-	-	-	-	-
Hambantota	140.00 - 160.00	340.00 - 360.00	140.00 - 160.00	23.00 - 24.00	31.00 - 32.00	700.00 - 800.00	430.00 - 500.00	350.00 - 400.00	-	100.00 - 120.00
Matara	170.00 - 200.00	360.00 - 380.00	160.00 - 180.00	24.00 - 25.00	34.00 - 35.00	750.00 - 850.00	600.00 - 650.00	300.00 - 450.00	-	100.00 - 140.00
Galle	160.00 - 180.00	360.00 - 380.00	160.00 - 200.00	28.00 - 32.00	34.00 - 36.00	640.00 - 680.00	450.00 - 520.00	-	60.00 - 80.00	90.00 - 100.00
Tissamaharama	-	-	-	-	-	-	-	-	-	-
Meegoda (DEC)	140.00 - 180.00	350.00 - 380.00	150.00 - 180.00	42.00 - 52.00	46.00 - 56.00	595.00 - 595.00	390.00 - 455.00	300.00 - 350.00	-	80.00 - 100.00
Embilipitiya	70.00 - 100.00	250.00 - 320.00	70.00 - 100.00	15.00 - 25.00	20.00 - 30.00	500.00 - 550.00	400.00 - 450.00	300.00 - 350.00	50.00 - 70.00	80.00 - 100.00
Jaffna	200.00 - 260.00	300.00 - 350.00	240.00 - 270.00	-	-	900.00 - 950.00	700.00 - 760.00	600.00 - 650.00	-	100.00 - 150.00
Vavuniya	160.00 - 180.00	400.00 - 450.00	150.00 - 170.00	-	-	600.00 - 640.00	550.00 - 570.00	400.00 - 460.00	-	100.00 - 130.00
Mannar	140.00 - 150.00	300.00 - 400.00	140.00 - 150.00	24.00 - 26.00	-	550.00 - 600.00	400.00 - 450.00	300.00 - 350.00	-	60.00 - 80.00
Killinochchi	170.00 - 190.00	380.00 - 420.00	140.00 - 160.00	34.00 - 36.00	-	850.00 - 900.00	680.00 - 720.00	550.00 - 600.00	-	100.00 - 120.00
Mullaittivu	150.00 - 200.00	400.00 - 480.00	200.00 - 260.00	40.00 - 45.00	52.00 - 60.00	-	-	225.00 - 260.00	-	120.00 - 125.00
Batticaloa	150.00 - 160.00	350.00 - 370.00	150.00 - 160.00	30.00 - 35.00	-	520.00 - 540.00	400.00 - 440.00	300.00 - 340.00	-	90.00 - 100.00
Trincomalee	180.00 - 185.00	400.00 - 440.00	160.00 - 175.00	-	-	840.00 - 860.00	740.00 - 760.00	540.00 - 560.00	-	120.00 - 130.00
Veyangoda	-	-	-	-	-	-	-	-	-	-
Galenbindunuwewa	150.00 - 200.00	400.00 - 450.00	130.00 - 160.00	28.00 - 30.00	35.00 - 40.00	700.00 - 800.00	600.00 - 650.00	500.00 - 550.00	-	80.00 - 120.00
Bandarawela	200.00 - 220.00	500.00 - 550.00	180.00 - 200.00	32.00 - 35.00	43.00 - 46.00	800.00 - 800.00	700.00 - 700.00	650.00 - 650.00	-	80.00 - 100.00
Matale	180.00 - 200.00	400.00 - 450.00	180.00 - 200.00	28.00 - 31.00	43.00 - 46.00	550.00 - 650.00	450.00 - 460.00	300.00 - 360.00	-	50.00 - 60.00

**Table 08 (Contd.)**

LOCATIONS	Mango		Other Fruits							
	Vilad	Kohu	Papaw (Rs/kg)	Passion	Wood Apple	Orange	Avocado	Slime Apple	Grapes (Rs/kg)	King Coconut
Colombo	-	-	180.00 - 350.00	65.00 - 100.00	40.00 - 120.00	180.00 - 250.00	260.00 - 300.00	50.00 - 120.00	1500.00 - 2500.00	100.00 - 150.00
Gampaha	-	-	-	-	-	-	-	-	-	-
Kurunegala	60.00 - 70.00	20.00 - 20.00	180.00 - 200.00	80.00 - 80.00	90.00 - 100.00	100.00 - 140.00	80.00 - 100.00	80.00 - 100.00	2500.00 - 2500.00	150.00 - 200.00
Nikaweratiya	-	-	-	-	-	-	-	-	-	-
Dambulla	60.00 - 70.00	20.00 - 25.00	200.00 - 260.00	30.00 - 40.00	80.00 - 100.00	80.00 - 100.00	100.00 - 120.00	50.00 - 60.00	2700.00 - 2900.00	150.00 - 180.00
Anuradhapura	-	-	160.00 - 250.00	-	-	90.00 - 120.00	80.00 - 100.00	50.00 - 70.00	2500.00 - 3000.00	150.00 - 200.00
Thambuththegama	-	-	-	-	-	-	-	-	-	-
Polonnaruwa	-	-	-	-	-	-	-	-	-	-
Kaluthara	-	-	260.00 - 300.00	80.00 - 90.00	-	160.00 - 180.00	100.00 - 120.00	70.00 - 90.00	2400.00 - 2500.00	160.00 - 170.00
Badulla	40.00 - 45.00	20.00 - 25.00	-	40.00 - 50.00	75.00 - 80.00	-	-	40.00 - 50.00	2500.00 - 2500.00	200.00 - 200.00
Keppetipola	35.00 - 40.00	14.00 - 16.00	180.00 - 200.00	45.00 - 55.00	-	110.00 - 120.00	45.00 - 50.00	-	2750.00 - 2850.00	150.00 - 160.00
Moneragala	-	-	240.00 - 260.00	35.00 - 40.00	-	80.00 - 120.00	70.00 - 90.00	50.00 - 60.00	2600.00 - 2800.00	120.00 - 140.00
Kegalle	-	-	210.00 - 240.00	-	90.00 - 100.00	80.00 - 100.00	60.00 - 100.00	40.00 - 70.00	2500.00 - 2600.00	130.00 - 150.00
Ampara	-	-	-	-	-	-	-	-	-	-
Dehiattakandiya	-	-	160.00 - 180.00	-	60.00 - 80.00	-	100.00 - 150.00	50.00 - 70.00	2500.00 - 2800.00	120.00 - 150.00
Nuwaraeliya	40.00 - 45.00	15.00 - 18.00	200.00 - 220.00	70.00 - 80.00	-	120.00 - 130.00	60.00 - 65.00	40.00 - 50.00	2800.00 - 2900.00	150.00 - 170.00
Kandy	35.00 - 50.00	18.00 - 20.00	240.00 - 250.00	60.00 - 70.00	100.00 - 120.00	80.00 - 100.00	60.00 - 80.00	40.00 - 50.00	2000.00 - 2500.00	150.00 - 160.00
Puttalam	-	-	-	-	-	-	-	-	-	-
Hambantota	-	-	180.00 - 220.00	-	100.00 - 130.00	130.00 - 150.00	60.00 - 70.00	50.00 - 70.00	2200.00 - 2300.00	140.00 - 160.00
Rathnapura	-	-	-	-	-	-	-	-	-	-
Matara	-	-	190.00 - 200.00	50.00 - 54.00	140.00 - 150.00	130.00 - 150.00	65.00 - 70.00	45.00 - 60.00	2300.00 - 2500.00	150.00 - 180.00
Galle	-	18.00 - 25.00	200.00 - 240.00	80.00 - 100.00	140.00 - 160.00	100.00 - 120.00	60.00 - 80.00	75.00 - 85.00	2000.00 - 2800.00	120.00 - 130.00
Tissamaharama	-	-	-	-	-	-	-	-	-	-
Meegoda (DEC)	-	-	220.00 - 240.00	-	-	-	85.00 - 115.00	50.00 - 60.00	2000.00 - 2400.00	140.00 - 150.00
Embilipitiya	50.00 - 60.00	20.00 - 30.00	220.00 - 250.00	50.00 - 60.00	-	90.00 - 120.00	80.00 - 120.00	-	2400.00 - 2700.00	150.00 - 160.00
Jaffna	40.00 - 55.00	-	130.00 - 150.00	100.00 - 130.00	100.00 - 150.00	-	120.00 - 150.00	-	2900.00 - 3000.00	150.00 - 170.00
Vavuniya	-	-	150.00 - 160.00	35.00 - 40.00	-	-	70.00 - 90.00	-	2350.00 - 2450.00	200.00 - 220.00
Mannar	40.00 - 50.00	-	140.00 - 160.00	-	-	100.00 - 150.00	100.00 - 125.00	120.00 - 120.00	2500.00 - 2800.00	180.00 - 220.00
Killinochchi	40.00 - 50.00	-	140.00 - 160.00	-	140.00 - 150.00	-	80.00 - 120.00	-	2400.00 - 2500.00	200.00 - 210.00
Mullaittivu	40.00 - 45.00	-	160.00 - 200.00	-	60.00 - 65.00	-	-	-	-	180.00 - 220.00
Batticaloa	-	-	160.00 - 180.00	75.00 - 80.00	130.00 - 140.00	135.00 - 140.00	70.00 - 80.00	-	2200.00 - 2300.00	180.00 - 200.00
Trincomalee	45.00 - 55.00	34.00 - 35.00	140.00 - 150.00	78.00 - 80.00	-	-	100.00 - 102.00	-	2450.00 - 2500.00	185.00 - 200.00
Veyangoda	-	-	-	-	-	-	-	-	-	-
Galenbindunuwewa	-	-	150.00 - 200.00	-	-	-	80.00 - 100.00	-	2400.00 - 2500.00	140.00 - 150.00
Bandarawela	40.00 - 50.00	-	200.00 - 220.00	-	160.00 - 180.00	70.00 - 80.00	60.00 - 80.00	60.00 - 80.00	2500.00 - 2500.00	200.00 - 200.00
Matale	40.00 - 50.00	30.00 - 35.00	200.00 - 220.00	50.00 - 60.00	150.00 - 160.00	-	90.00 - 95.00	50.00 - 60.00	2000.00 - 2200.00	130.00 - 150.00

**Table 09: Selected Markets: Wholesale Price of Fresh Fish & Eggs (Rs/kg & Rs/egg)**

Week 25: 14 - 20 June 2024

Locations	Sea Fish					
	Salaya	Hurulla	Balaya	Kelawalla	Thora	Paraw
Colombo	350.00 – 500.00	700.00 – 850.00	600.00 – 1000.00	1400.00 – 1600.00	1500.00 – 2800.00	1200.00 – 1500.00
Kandy	400.00 – 450.00	1000.00 – 1050.00	950.00 – 1050.00	1600.00 – 1700.00	2100.00 – 2200.00	1350.00 – 1400.00
Kaluthara	500.00 – 560.00	700.00 – 740.00	500.00 – 600.00	1400.00 – 1500.00	-	-
Puttalam	-	-	-	-	-	-
Matara	280.00 – 300.00	-	750.00 – 800.00	1600.00 – 1700.00	-	-
Hambantota	350.00 – 450.00	-	850.00 – 900.00	1300.00 – 1400.00	-	-
Galle	-	-	750.00 – 900.00	1200.00 – 1400.00	-	1200.00 – 1300.00
Batticaloa	300.00 – 400.00	900.00 – 1000.00	600.00 – 700.00	1400.00 – 1500.00	1900.00 – 2000.00	1600.00 – 1700.00
Trincomalee	440.00 – 480.00	900.00 – 950.00	1140.00 – 1200.00	1800.00 – 1850.00	2050.00 – 2150.00	1600.00 – 1680.00
Mannar	420.00 – 450.00	-	-	-	-	1250.00 – 1300.00

Locations	Sea Fish				Eggs	
	Mora	Shrimps	Thalpath	Teppeli	Brown	White
Colombo	900.00 – 1100.00	1600.00 – 1800.00	1700.00 – 2300.00	-	49.00 – 52.00	47.00 – 51.00
Kandy	1350.00 – 1400.00	1500.00 – 1550.00	2200.00 – 2300.00	-	53.00 – 55.00	50.00 – 52.00
Kaluthara	-	-	1850.00 – 1950.00	-	-	-
Puttalam	-	-	-	-	-	-
Matara	-	1700.00 – 1800.00	-	-	50.00 – 52.00	48.00 – 49.00
Hambantota	-	1550.00 – 1600.00	-	-	-	47.00 – 48.00
Galle	-	-	-	-	47.00 – 48.00	47.00 – 49.00
Batticaloa	1100.00 – 1250.00	1100.00 – 1200.00	1600.00 – 1700.00	-	50.00 – 52.00	51.00 – 52.00
Trincomalee	1740.00 – 1820.00	1050.00 – 1100.00	-	-	49.00 – 50.00	48.00 – 49.00
Mannar	1750.00 – 1800.00	1300.00 – 1400.00	-	-	53.00 – 54.00	51.00 – 52.00

**Table 10: Selected Markets: Wholesale Price of Dried Fish (Rs/50kg)**

Week 25: 14 - 20 June 2024

Locations	Local Dried Fish					
	Sprats	Kattawa	Thora	Mora	Balaya	Anguluwa
Colombo	80000 – 90000	-	-	90000 – 97500	50000 – 65000	-
Kandy	72500 – 75000	-	-	90000 – 95000	50000 – 52500	50000 – 52500
Batticaloa	40000 – 45000	85000 – 90000	-	-	65000 – 67500	45000 – 50000
Trincomalee	55000 – 56000	-	-	-	49000 – 51000	38500 – 40000
Mannar	47000 – 48000	80000 – 110000	-	70000 – 75000	45000 – 50000	35000 – 37500

Locations	Local Dried Fish			Imported Dried Fish		
	Maduwa	Koduwa	Salaya	Sprats	Kattawa	Thora
Colombo	70000 – 77500	-	25000 – 30000	37500 – 45000	67500 – 72500	-
Kandy	70000 – 72500	-	34000 – 35000	40000 – 45000	70000 – 72500	-
Batticaloa	55000 – 60000	-	40000 – 45000	47500 – 50000	-	-
Trincomalee	47000 – 48000	-	31000 – 32500	49750 – 51000	99000 – 99500	-
Mannar	57500 – 60000	-	30000 – 32500	52500 – 55000	-	-

Locations	Imported Dried Fish					
	Mora	Balaya	Anguluwa	Maduwa	Koduwa	Salaya
Colombo	-	-	72500 – 80000	-	-	-
Kandy	-	-	-	-	-	-
Batticaloa	-	-	-	-	-	-
Trincomalee	-	-	-	-	-	-
Mannar	-	-	-	-	-	-

**Table 11: Selected Markets: Retail Price of Fresh Fish & Eggs (Rs/kg & Rs/eggs)**

Week 25: 14 - 20 June 2024

LOCATIONS	Sea Fish										Eggs									
	Salaya		Hurulla		Balaya		Kelawalla		Thora		Paraw		Mora		Thalapath		Brown		White	
Colombo	500.00 - 600.00	720.00 - 1000.00	1100.00 - 1800.00	1500.00 - 2600.00	2700.00 - 4000.00	1500.00 - 2600.00	-	2000.00 - 2800.00	54.00 - 56.00	51.00 - 54.00										
Gampaha	-	-	-	-	-	-	-	-	-	-	-	-	-	-	-	-	-	-	-	-
Kurunegala	540.00 - 600.00	800.00 - 900.00	1200.00 - 1200.00	2000.00 - 2100.00	2600.00 - 2600.00	1600.00 - 1600.00	-	2400.00 - 2400.00	50.00 - 52.00	47.00 - 50.00										
Nikaweratiya	-	-	-	-	-	-	-	-	-	-	-	-	-	-	-	-	-	-	-	-
Dambulla	600.00 - 650.00	1000.00 - 1100.00	1100.00 - 1200.00	2200.00 - 2300.00	-	1700.00 - 1800.00	1700.00 - 1800.00	2300.00 - 2400.00	48.00 - 50.00	46.00 - 47.00										
Anuradhapura	600.00 - 650.00	-	1100.00 - 1200.00	2200.00 - 2400.00	2400.00 - 2600.00	-	-	2300.00 - 2500.00	-	50.00 - 55.00										
Thambuththegama	-	-	-	-	-	-	-	-	-	-	-	-	-	-	-	-	-	-	-	
Polonnaruwa	-	-	-	-	-	-	-	-	-	-	-	-	-	-	-	-	-	-	-	
Kaluthara	620.00 - 660.00	820.00 - 860.00	850.00 - 950.00	1600.00 - 1800.00	-	-	-	2500.00 - 2700.00	-	52.00 - 53.00										
Badulla	480.00 - 500.00	900.00 - 900.00	1600.00 - 1800.00	1600.00 - 1600.00	2400.00 - 2400.00	1600.00 - 2400.00	1400.00 - 1600.00	2400.00 - 2400.00	50.00 - 58.00	50.00 - 55.00										
Keppetipola	580.00 - 600.00	800.00 - 850.00	1500.00 - 1600.00	2300.00 - 2400.00	-	-	-	2400.00 - 2500.00	49.00 - 50.00	46.00 - 48.00										
Moneragala	600.00 - 650.00	-	1150.00 - 1200.00	2600.00 - 2800.00	2800.00 - 3000.00	-	-	2800.00 - 3000.00	53.00 - 55.00	52.00 - 55.00										
Kegalle	700.00 - 800.00	1200.00 - 1300.00	1300.00 - 1450.00	2450.00 - 2600.00	-	1900.00 - 2100.00	1900.00 - 2000.00	2600.00 - 3000.00	56.00 - 58.00	54.00 - 55.00										
Ampara	-	-	-	-	-	-	-	-	-	-	-	-	-	-	-	-	-	-	-	
Dehiattakandiya	700.00 - 700.00	900.00 - 1100.00	950.00 - 950.00	-	-	-	1400.00 - 1800.00	-	46.00 - 48.00	45.00 - 48.00										
Nuwaraeliya	600.00 - 650.00	850.00 - 900.00	1600.00 - 1700.00	2400.00 - 2500.00	-	-	-	2600.00 - 2700.00	48.00 - 50.00	46.00 - 48.00										
Kandy	580.00 - 600.00	1200.00 - 1240.00	1200.00 - 1250.00	2350.00 - 2400.00	2900.00 - 3000.00	1560.00 - 1600.00	1550.00 - 1600.00	2400.00 - 2500.00	56.00 - 58.00	53.00 - 55.00										
Puttalam	-	-	-	-	-	-	-	-	-	-	-	-	-	-	-	-	-	-	-	
Hambantota	550.00 - 600.00	-	1300.00 - 1400.00	2300.00 - 2400.00	-	-	-	-	-	49.00 - 50.00										
Rathnapura	-	-	-	-	-	-	-	-	-	-	-	-	-	-	-	-	-	-	-	
Matara	500.00 - 550.00	-	1400.00 - 1500.00	2300.00 - 2400.00	-	-	-	-	52.00 - 53.00	49.00 - 51.00										
Galle	600.00 - 700.00	-	1500.00 - 1800.00	2600.00 - 2800.00	2600.00 - 2800.00	1800.00 - 2000.00	1800.00 - 2000.00	2800.00 - 2900.00	47.00 - 49.00	48.00 - 50.00										
Tissamaharama	-	-	-	-	-	-	-	-	-	-	-	-	-	-	-	-	-	-	-	
Meegoda	400.00 - 600.00	-	-	2400.00 - 2400.00	-	-	-	3300.00 - 3400.00	50.00 - 54.00	50.00 - 53.00										
Embilipitiya	750.00 - 800.00	-	1500.00 - 1600.00	2400.00 - 2500.00	-	1500.00 - 1600.00	1400.00 - 1500.00	2500.00 - 2550.00	48.00 - 52.00	47.00 - 52.00										
Jaffna	400.00 - 450.00	1000.00 - 1100.00	1150.00 - 1250.00	-	2500.00 - 2600.00	2000.00 - 2200.00	2500.00 - 2600.00	-	48.00 - 50.00	49.00 - 50.00										
Vavuniya	700.00 - 850.00	1350.00 - 1400.00	1400.00 - 1450.00	2300.00 - 2450.00	-	2400.00 - 2450.00	2350.00 - 2450.00	2400.00 - 2500.00	50.00 - 52.00	49.00 - 50.00										
Mannar	500.00 - 600.00	-	1000.00 - 1200.00	-	-	1500.00 - 1700.00	2000.00 - 2200.00	-	55.00 - 56.00	53.00 - 54.00										
Killinochchi	400.00 - 450.00	-	800.00 - 850.00	-	-	1400.00 - 1500.00	2900.00 - 3000.00	-	-	48.00 - 49.00										
Mullaittivu	800.00 - 900.00	1200.00 - 1300.00	1000.00 - 1200.00	-	-	1800.00 - 2000.00	-	-	-	47.00 - 48.00										
Batticaloa	600.00 - 700.00	1400.00 - 1500.00	1500.00 - 1600.00	2200.00 - 2300.00	2700.00 - 2800.00	2400.00 - 2500.00	2200.00 - 2300.00	2400.00 - 2500.00	53.00 - 54.00	53.00 - 54.00										
Trincomalee	550.00 - 580.00	1050.00 - 1150.00	1300.00 - 1400.00	2340.00 - 2400.00	2500.00 - 2580.00	1880.00 - 1950.00	1950.00 - 2000.00	-	54.00 - 56.00	52.00 - 54.00										
Veyangoda	-	-	-	-	-	-	-	-	-	-	-	-	-	-	-	-	-	-	-	
Galenbindunuwewa	600.00 - 600.00	1000.00 - 1000.00	-	2400.00 - 2400.00	3250.00 - 3250.00	2400.00 - 2400.00	2000.00 - 2000.00	2500.00 - 2500.00	-	50.00 - 55.00										
Bandarawela	700.00 - 700.00	1200.00 - 1200.00	-	2200.00 - 2200.00	-	-	1600.00 - 1600.00	2600.00 - 2600.00	55.00 - 55.00	55.00 - 55.00										
Matale	640.00 - 700.00	900.00 - 1000.00	1300.00 - 1400.00	2200.00 - 2300.00	2700.00 - 2800.00	2000.00 - 2100.00	1700.00 - 1800.00	2400.00 - 2600.00	54.00 - 55.00	53.00 - 54.00										

**Table 12: Selected Markets: Retail Price of Dried Fish (Rs/kg)**

Week 25: 14 - 20 June 2024

LOCATIONS	Dried Fish													
	Sprats-Imported		Kattawa		Thora		Mora		Balaya		Anguluwa		Salaya	
Colombo	1200.00	1500.00	2000.00	2500.00	-	-	2000.00	2600.00	1600.00	1800.00	2200.00	2400.00	1000.00	1100.00
Gampaha	-	-	-	-	-	-	-	-	-	-	-	-	-	-
Kurunegala	1000.00	1200.00	1800.00	2000.00	2800.00	3000.00	2000.00	2300.00	1200.00	1400.00	1600.00	1800.00	800.00	800.00
Nikaweratiya	-	-	-	-	-	-	-	-	-	-	-	-	-	-
Dambulla	1000.00	1100.00	2300.00	2400.00	-	-	2200.00	2300.00	1200.00	1300.00	2000.00	2100.00	-	-
Anuradhapura	1000.00	1200.00	2000.00	2400.00	-	-	2000.00	2400.00	1200.00	1600.00	2100.00	2300.00	900.00	1200.00
Thambuththegama	-	-	-	-	-	-	-	-	-	-	-	-	-	-
Polonnaruwa	-	-	-	-	-	-	-	-	-	-	-	-	-	-
Kaluthara	1100.00	1200.00	2000.00	2100.00	-	-	2100.00	2200.00	1300.00	1400.00	2000.00	2100.00	-	-
Badulla	1100.00	1200.00	2500.00	2500.00	-	-	2200.00	2200.00	1300.00	1400.00	1200.00	1200.00	-	-
Keppetipola	1240.00	1260.00	2350.00	2360.00	-	-	2260.00	2280.00	1250.00	1300.00	2200.00	2250.00	900.00	920.00
Moneragala	1000.00	1200.00	2000.00	2200.00	-	-	2000.00	2200.00	1400.00	1500.00	1800.00	2000.00	-	-
Kegalle	1000.00	1200.00	2000.00	2200.00	-	-	2000.00	2100.00	1200.00	1300.00	-	-	-	-
Ampara	-	-	-	-	-	-	-	-	-	-	-	-	-	-
Dehiattakandiya	1000.00	1100.00	2000.00	2000.00	-	-	2000.00	2400.00	1200.00	1800.00	1200.00	1200.00	1000.00	1000.00
Nuwaraeliya	1100.00	1200.00	2350.00	2450.00	-	-	2260.00	2300.00	1300.00	1350.00	2250.00	2280.00	860.00	900.00
Kandy	1200.00	1400.00	2300.00	2400.00	-	-	2300.00	2400.00	1500.00	1600.00	2100.00	2200.00	1000.00	1100.00
Puttalam	-	-	-	-	-	-	-	-	-	-	-	-	-	-
Hambantota	1150.00	1200.00	1900.00	2100.00	-	-	-	-	1500.00	1600.00	2000.00	2100.00	-	-
Rathnapura	-	-	-	-	-	-	-	-	-	-	-	-	-	-
Matara	1000.00	1200.00	1900.00	2000.00	-	-	1950.00	2000.00	1500.00	1600.00	1900.00	2000.00	-	-
Galle	1200.00	1400.00	2000.00	2200.00	2400.00	2400.00	2000.00	2200.00	1400.00	1600.00	1800.00	2000.00	1200.00	1200.00
Tissamaharama	-	-	-	-	-	-	-	-	-	-	-	-	-	-
Meegoda	1000.00	1120.00	1800.00	2000.00	-	-	2000.00	2200.00	1400.00	1700.00	1600.00	2400.00	800.00	800.00
Embilipitiya	1200.00	1350.00	2200.00	2400.00	2200.00	2300.00	2000.00	2200.00	1450.00	1600.00	2100.00	2300.00	900.00	1000.00
Jaffna	1000.00	1100.00	1800.00	2000.00	3100.00	3250.00	2150.00	2300.00	1280.00	1350.00	1200.00	1300.00	-	-
Vavuniya	-	-	-	-	-	-	-	-	-	-	-	-	1000.00	1060.00
Mannar	1000.00	1100.00	1800.00	2400.00	-	-	1600.00	1700.00	1100.00	1200.00	800.00	900.00	700.00	800.00
Killinochchi	1000.00	1100.00	2400.00	2500.00	-	-	1800.00	1900.00	1650.00	1700.00	900.00	1000.00	850.00	900.00
Mullaittivu	1300.00	1400.00	1800.00	1800.00	-	-	-	-	-	-	-	-	900.00	1000.00
Batticaloa	1000.00	1100.00	1900.00	2000.00	-	-	-	-	1500.00	1600.00	1100.00	1250.00	1000.00	1100.00
Trincomalee	1190.00	1240.00	2350.00	2400.00	-	-	-	-	1300.00	1350.00	950.00	1100.00	800.00	850.00
Veyangoda	-	-	-	-	-	-	-	-	-	-	-	-	-	-
Galenbindunuwewa	1200.00	1300.00	2200.00	2400.00	-	-	2000.00	2400.00	1600.00	1700.00	2200.00	2400.00	800.00	1200.00
Bandarawela	1200.00	1300.00	2100.00	2200.00	-	-	2200.00	2300.00	1700.00	1800.00	-	-	900.00	1000.00
Matale	1000.00	1200.00	2300.00	2400.00	-	-	2200.00	2300.00	1400.00	1500.00	2200.00	2300.00	800.00	850.00



**Table 13: Selected Markets: Retail Price of Meat (Rs/kg)**

Week 25: 14 - 20 June 2024

LOCATIONS	Meat		Meat (Chicken)		Meat					
	Beef		Broiler	Curry	Mutton	Pork				
Colombo	2200.00	- 2500.00	1250.00	- 1410.00	1000.00	- 1400.00	3200.00	- 3400.00	1250.00	- 1300.00
Gampaha	-		-		-		-		-	
Kurunegala	2000.00	- 2100.00	1200.00	- 1300.00	1000.00	- 1000.00	3000.00	- 3200.00	1400.00	- 1500.00
Nikaweratiya	-		-		-		-		-	
Dambulla	-		1200.00	- 1250.00	-		-		1400.00	- 1500.00
Anuradhapura	2300.00	- 2400.00	1100.00	- 1200.00	1300.00	- 1300.00	3400.00	- 3500.00	1300.00	- 1450.00
Thambuththegama	-		-		-		-		-	
Polonnaruwa	-		-		-		-		-	
Kaluthara	2300.00	- 2400.00	1200.00	- 1250.00	-		-		1380.00	- 1420.00
Badulla	2100.00	- 2100.00	1360.00	- 1380.00	-		2900.00	- 2900.00	-	
Keppetipola	2100.00	- 2200.00	1250.00	- 1300.00	1360.00	- 1380.00	3000.00	- 3100.00	-	
Moneragala	2300.00	- 2300.00	1200.00	- 1400.00	1500.00	- 1600.00	-		1450.00	- 1500.00
Kegalle	2300.00	- 2300.00	1180.00	- 1290.00	-		3100.00	- 3100.00	1400.00	- 1550.00
Ampara	-		-		-		-		-	
Dehiattakandiya	-		1180.00	- 1200.00	-		-		1280.00	- 1500.00
Nuwaraeliya	2250.00	- 2300.00	1250.00	- 1300.00	1300.00	- 1350.00	3200.00	- 3300.00	1400.00	- 1450.00
Kandy	2200.00	- 2200.00	1060.00	- 1080.00	1200.00	- 1250.00	3100.00	- 3200.00	1400.00	- 1450.00
Puttalam	-		-		-		-		-	
Hambantota	-		1200.00	- 1250.00	-		-		-	
Rathnapura	-		-		-		-		-	
Matara	-		1200.00	- 1250.00	-		-		-	
Galle	2400.00	- 2400.00	1200.00	- 1300.00	1350.00	- 1400.00	3300.00	- 3500.00	-	
Tissamaharama	-		-		-		-		-	
Meegoda	-		1230.00	- 1280.00	1200.00	- 1300.00	-		1250.00	- 1250.00
Embilipitiya	2150.00	- 2200.00	1050.00	- 1150.00	1200.00	- 1320.00	2900.00	- 3000.00	1450.00	- 1600.00
Jaffna	2000.00	- 2100.00	1300.00	- 1400.00	1500.00	- 1550.00	3450.00	- 3600.00	-	
Vavuniya	2000.00	- 2150.00	1300.00	- 1450.00	1500.00	- 1600.00	3000.00	- 3200.00	-	
Mannar	2000.00	- 2200.00	-		1600.00	- 1700.00	-		-	
Killinochchi	2000.00	- 2050.00	1350.00	- 1400.00	1750.00	- 1800.00	3300.00	- 3500.00	-	
Mullaittivu	1700.00	- 1750.00	1550.00	- 1600.00	-		-		-	
Batticaloa	1800.00	- 1900.00	1200.00	- 1250.00	1400.00	- 1500.00	3250.00	- 3300.00	-	
Trincomalee	2100.00	- 2150.00	1320.00	- 1380.00	1840.00	- 1900.00	3450.00	- 3500.00	-	
Veyangoda	-		-		-		-		-	
Galenbindunuwewa	1900.00	- 2000.00	1100.00	- 1120.00	-		-		1400.00	- 1500.00
Bandarawela	2400.00	- 2400.00	1200.00	- 1250.00	1300.00	- 1300.00	2800.00	- 2800.00	-	
Matale	2000.00	- 2200.00	1150.00	- 1200.00	1400.00	- 1450.00	2900.00	- 3000.00	1400.00	- 1600.00

**Table 14: Colombo: Wholesale Prices (Rs/kg or Rs/piece)**

Week 25: 14 - 20 June 2024

COMMODITY	Range	Average Price			Change Compared to		COMMODITY	Range	Average Price			Change Compared to		
		This Week	Last Week	Last Year	Last Week (%)	Last Year (%)			This Week	Last Week	Last Year	Last Week (%)	Last Year (%)	
<b>Rice</b>							<b>Coconut</b>							
<b>Local</b>							Large						95.00 - 105.00	
Samba 1	235.00 - 240.00	236.80	234.75	214.55	0.87	10.37	Small						80.00 - 90.00	
Samba 2	228.00 - 230.00	229.50	227.25	206.80	0.99	10.98							84.00 - 89.25	
Keeri Samba	300.00 - 315.00	308.89	316.43	223.50	-2.38	38.21	<b>Fruits (Rs/fruit)</b>							
Nadu 1	210.00 - 215.00	212.20	211.25	204.73	0.45	3.65	<b>Plantain</b>							
Nadu 2	205.00 - 207.00	205.75	206.00	197.50	-0.12	4.18	Ambul (Rs/kg)						120.00 - 150.00	
Raw (Red)	188.00 - 200.00	192.30	180.63	198.30	6.46	-3.03	Kolikuttu (Rs/kg)						300.00 - 380.00	
Raw (White)	200.00 - 210.00	207.00	201.67	194.50	2.64	6.43	Seeni (Rs/kg)						120.00 - 140.00	
<b>Imported</b>							Anamalu						24.00 - 30.00	
Samba	265.00 - 275.00	271.25	#DIV/0!	209.20	#DIV/0!	29.66	Ambun						28.00 - 36.00	
Nadu							Papaw(Rs/kg)						120.00 - 200.00	
Raw (Red)							Passion Fruit						60.00 - 70.00	
Raw (White)				169.30			Pineapple Large						350.00 - 500.00	
<b>Dried Chillies</b>							Pineapple Medium						300.00 - 350.00	
Imported	700.00 - 800.00	750.00	1047.14	1392.00	-28.38	-46.12	Pineapple Small						180.00 - 300.00	
<b>Onion</b>							<b>Mango</b>							
Sinnan					#VALUE!	#VALUE!	Betti						20.00 - 25.00	
Vedalan	380.00 - 410.00	394.29					Karthakolomban						50.00 - 80.00	
Imported	350.00 - 400.00	371.25	450.00	591.50	-17.50	-37.24	Vilad						50.00 - 60.00	
<b>Big Onion</b>							Kohu						16.00 - 22.00	
Imported	160.00 - 225.00	202.00	430.00	162.50	-53.02	24.31	<b>Other</b>							
<b>Local</b>							Wood Apple						140.00 - 160.00	
<b>Potato</b>							Orange						120.00 - 150.00	
Welimada							Avocado						50.00 - 100.00	
N'Eliya	280.00 - 310.00	297.50	340.00	420.00	-12.50	-29.17	Slime Apple						18.00 - 25.00	
Imported	170.00 - 190.00	180.71	168.13	165.30	7.48	9.33	Grapes (Imp., Rs/kg)						1540.00 - 1720.00	
<b>Pulses</b>							King Coconut						120.00 - 160.00	
Green Gram	850.00 - 1000.00	925.00	911.67	1165.00	1.46	-20.60	<b>Sea Fish</b>							
Cowpea (White)	780.00 - 850.00	818.33	1100.00	1300.63	-25.61	-37.08	Salaya						350.00 - 500.00	
Cowpea (Red)	750.00 - 800.00	772.86	1150.00	1330.00	-32.80	-41.89	Hurulla						700.00 - 850.00	
Red Dhal	275.00 - 285.00	278.75	299.00	357.80	-6.77	-22.09	Balaya						600.00 - 1000.00	
<b>Vegetable</b>							Kelawalla						1400.00 - 1600.00	
Beans (Butter)							Thora						1500.00 - 2800.00	
Beans(Green)	450.00 - 600.00	538.00	475.00	600.00	13.26	-10.33	Paraw						1200.00 - 1500.00	
Carrot	250.00 - 380.00	309.00	417.00	232.00	-25.90	33.19	Mora						900.00 - 1100.00	
Leeks	450.00 - 550.00	502.00	220.00	274.00	128.18	83.21	Shrimps						1600.00 - 1800.00	
Beetroot	400.00 - 480.00	447.00	398.33	377.50	12.22	18.41	Thalalpath						1700.00 - 2300.00	
Knolkhol	250.00 - 300.00	280.91	222.00	232.00	26.54	21.08	<b>Eggs</b>							
Raddish	150.00 - 220.00	184.00	151.00	106.00	21.85	73.58	Brown						49.00 - 52.00	
Cabbage	100.00 - 180.00	143.64	370.00	123.00	-61.18	16.78	White						47.00 - 51.00	
Tomato	350.00 - 650.00	498.00	474.00	175.00	5.06	184.57	<b>Dried Fish</b>							
Ladies Fingers	100.00 - 130.00	117.00	135.00	135.00	-13.33	-13.33	Sprats						1600.00 - 1800.00	
Brinjal	300.00 - 400.00	352.00	548.00	208.00	-35.77	69.23	Sprats (Imported)						750.00 - 900.00	
Capsicum	380.00 - 600.00	486.00	448.00	665.00	8.48	-26.92	Kattawa							
Pumpkin	100.00 - 150.00	126.00	154.00	130.00	-18.18	-3.08	Kattawa (Imported)						1350.00 - 1450.00	
Cucumber	80.00 - 100.00	89.00	112.00	72.00	-20.54	23.61	Thora							
Bitter Gourd	550.00 - 650.00	602.00	347.00	304.00	73.49	98.03	Thora (Imported)							
Snake Gourd	280.00 - 300.00	292.00	208.00	227.00	40.38	28.63	Mora						1800.00 - 1950.00	
Drumstick	300.00 - 600.00	454.55				#VALUE!	Mora (Imported)							
Luffa	230.00 - 280.00	251.00	344.00	216.00	-27.03	16.20	Balaya						1000.00 - 1300.00	
Long Beans	200.00 - 280.00	244.00	147.00	280.00	65.99	-12.86	Balaya (Imported)							
Ash Plantain	160.00 - 180.00	170.00	282.00	217.00	-39.72	-21.66	Anguluwa							
Green Chillies	200.00 - 250.00	227.00	1075.00	305.00	-78.88	-25.57	Anguluwa (Imported)						1450.00 - 1600.00	
Lime	1000.00 - 1200.00	1060.00	295.00	116.00	259.32	813.79	Maduwa						1400.00 - 1550.00	
<b>Root Crops</b>							Maduwa (Imported)							
Sweet Potato	150.00 - 160.00	154.44	88.00	136.00	75.51	13.56	Koduwa							
Manioc	80.00 - 100.00	90.00	90.00	146.00	0.00	-38.36	Koduwa (Imported)							
<b>Leafy Vegetable</b>							Salaya						500.00 - 600.00	
Mukunuwenna	40.00 - 45.00	42.50	50.00	58.00	-15.00	-26.72	Salaya (Imported)							
Kankun	40.00 - 45.00	42.50	50.00	58.00	-15.00	-26.72								
Gotukola (Rs/kg)	280.00 - 300.00	290.00	290.00	244.00	0.00	18.85								

This Week: Week 25: 14 - 20 June 2024  
 Last Week: Week 24: 07 - 13 June 2024

**Table 15: Colombo &Suburbs: Retail Prices (Rs/kg or Rs/piece)**  
**Week 25: 14 - 20 June 2024**

COMMODITY	Range	Average Price			Change Compared to		COMMODITY	Range	Average Price			Change Compared to	
		This Week	Last Week	Last Year	Last Week (%)	Last Year (%)			This Week	Last Week	Last Year	Last Week (%)	Last Year (%)
<b>Rice</b>							<b>Coconut</b>						
<b>Local</b>							<b>Large</b>						
Samba 1	230.00 - 260.00	253.60	252.14	228.33	1.46	11.07	105.00 - 120.00	116.25	120.32	111.04	-4.07	4.69	
Samba 2	-	-	-	218.33	-	-	Small	85.00 - 100.00	92.50	96.33	89.95	-3.83	2.83
Keeri Samba	-	#DIV/0!	#DIV/0!	256.00	#DIV/0!	#DIV/0!	<b>Fruits (Rs/fruit)</b>						
Nadu 1	220.00 - 230.00	224.55	224.25	221.21	0.30	1.51	<b>Plantain</b>						
Nadu 2	220.00 - 220.00	220.00	-	214.81	-	-	Ambul (Rs/kg)	200.00 - 300.00	246.96	226.25	267.78	20.71	-7.78
Raw (Red)	190.00 - 220.00	205.79	206.19	215.88	-0.40	-4.67	Kolikuttu (Rs/kg)	450.00 - 550.00	501.76	489.17	520.27	12.59	-3.56
Raw (White)	210.00 - 220.00	215.50	215.24	210.91	0.26	2.18	Seeni (Rs/kg)	150.00 - 280.00	225.45	221.30	222.16	4.15	1.48
<b>Imported</b>							<b>Anamalu</b>						
Samba	-	#DIV/0!	#DIV/0!	220.31	#DIV/0!	#DIV/0!	30.00 - 42.00	34.88	38.13	28.15	-3.26	23.89	
Nadu	-	-	-	197.07	-	-	Ambun	35.00 - 56.00	47.19	49.96	34.60	-2.77	36.39
Raw (Red)	-	-	-	-	-	-	Papaw(Rs/kg)	180.00 - 350.00	248.50	229.17	297.50	19.33	-16.47
Raw (White)	-	-	-	189.09	-	-	Passion Fruit	65.00 - 100.00	80.00	64.71	45.77	15.29	74.79
<b>Dried Chillies</b>							<b>Pineapple Large</b>						
Imported	1100.00 - 1300.00	1250.00	1313.64	1791.67	-63.64	-30.23	480.00 - 650.00	550.77	524.77	638.67	26.00	-13.76	
<b>Onion</b>							<b>Pineapple Medium</b>						
Sinnan	-	#DIV/0!	-	-	#DIV/0!	#DIV/0!	380.00 - 550.00	460.59	426.67	560.00	33.92	-17.75	
Vedalan	-	-	-	-	-	-	Pineapple Small	280.00 - 450.00	370.71	347.69	465.36	23.02	-20.34
Imported	480.00 - 600.00	512.22	594.62	730.30	-82.40	-29.86	<b>Mango</b>						
<b>Big Onion</b>							<b>Betti</b>						
Imported	420.00 - 480.00	456.50	510.00	203.94	-53.50	123.84	66.00 - 200.00	108.20	99.90	144.19	8.30	-24.96	
Local	-	-	-	-	-	-	Karthakolomban	-	-	-	-	-	-
<b>Potato</b>							<b>Vilad</b>						
Welimada	-	-	-	-	-	-	480.00 - 600.00	84.00	#DIV/0!	#DIV/0!	#DIV/0!	#DIV/0!	
N'Eliya	400.00 - 440.00	417.50	415.63	458.00	1.87	-8.84	Kohu	-	-	-	-	-	
Imported	180.00 - 220.00	197.65	212.50	198.75	-14.85	-0.55	<b>Other</b>						
<b>Pulses</b>							<b>Wood Apple</b>						
Green Gram	1000.00 - 1400.00	1169.47	1163.04	1292.50	6.43	-9.52	40.00 - 120.00	72.00	62.05	72.79	9.95	-1.09	
Cowpea (White)	1200.00 - 1400.00	1307.14	1255.00	1375.00	52.14	-4.94	180.00 - 250.00	206.00	206.36	110.45	-0.36	86.51	
Cowpea (Red)	1200.00 - 1400.00	1300.00	1263.64	1374.00	36.36	-5.39	260.00 - 300.00	280.00	-	170.00	#####	64.71	
Red Dhal	320.00 - 360.00	339.50	340.80	381.71	-1.30	-11.06	50.00 - 120.00	80.83	82.47	87.59	-1.64	-7.71	
<b>Vegetable</b>							<b>Slime Apple</b>						
Beans (Butter)	-	-	-	-	-	-	1500.00 - 2500.00	2053.85	2064.71	2123.81	-10.86	-3.29	
Beans(Green)	460.00 - 800.00	678.70	668.97	699.63	9.73	-2.99	100.00 - 150.00	131.11	143.18	140.48	-12.07	-6.67	
Carrot	700.00 - 1000.00	807.50	598.46	354.07	209.04	128.06	<b>Sea Fish</b>						
Leeks	380.00 - 700.00	531.82	388.85	438.85	142.97	21.18	Salaya	500.00 - 600.00	579.33	564.76	602.31	14.57	-3.81
Beetroot	550.00 - 900.00	743.75	637.60	553.60	106.15	34.35	Hurulla	720.00 - 1000.00	868.33	928.46	883.20	-60.13	-1.68
Knolkhol	350.00 - 600.00	492.31	435.79	351.50	56.52	40.06	Balaya	1100.00 - 1800.00	1337.50	1508.33	1488.33	-170.83	-10.13
Raddish	220.00 - 400.00	317.92	312.86	204.81	5.06	55.23	Kelawalla	1500.00 - 2600.00	2134.62	2139.47	2350.00	-4.85	-9.17
Cabbage	550.00 - 800.00	700.42	550.00	239.31	150.42	192.68	Thora	2700.00 - 4000.00	3258.33	3453.33	3272.22	-195.00	-0.42
Tomato	480.00 - 1000.00	745.24	643.08	255.56	102.16	191.61	Paraw	1500.00 - 2600.00	2080.00	2282.50	2203.75	-202.50	-5.62
Ladies Fingers	250.00 - 420.00	348.26	343.10	242.14	5.16	43.83	Mora	-	#DIV/0!	-	#DIV/0!	#DIV/0!	
Brinjal	500.00 - 900.00	689.52	765.17	444.81	-75.65	55.02	Shrimps	2000.00 - 2100.00	2007.14	2086.11	1811.20	-78.97	10.82
Capsicum	650.00 - 1000.00	822.92	774.07	932.00	48.85	-11.70	Thalalpath	2000.00 - 2800.00	2717.65	2770.45	2780.77	-52.80	-2.27
Pumpkin	180.00 - 340.00	278.40	274.44	229.63	3.96	21.24	<b>Eggs</b>						
Cucumber	140.00 - 320.00	229.57	253.08	191.43	-23.51	19.92	Brown	54.00 - 56.00	55.29	57.88	63.00	-2.59	-12.23
Bitter Gourd	350.00 - 700.00	543.48	567.14	471.15	-23.66	15.35	White	51.00 - 54.00	52.35	55.11	61.79	-2.76	-15.27
Snake Gourd	250.00 - 480.00	394.78	399.20	400.00	-4.42	-1.30	<b>Dried Fish</b>						
Drumstick	-	#DIV/0!	-	-	#DIV/0!	#DIV/0!	Sprats	1800.00 - 2400.00	2035.29	1945.83	1739.29	89.46	17.02
Luffa	300.00 - 600.00	506.67	515.00	368.00	-8.33	37.68	Sprats (Imported)	1200.00 - 1500.00	1433.33	1463.64	1328.00	-30.31	7.93
Long Beans	240.00 - 520.00	349.52	361.43	406.40	-11.91	-14.00	Kattawa	2000.00 - 2500.00	2336.84	2325.00	2482.61	11.84	-5.87
Ash Plantain	320.00 - 500.00	384.58	388.46	311.54	-3.88	23.45	Thora	-	#DIV/0!	-	#DIV/0!	#DIV/0!	
Green Chillies	1200.00 - 2400.00	1780.43	1600.00	530.36	180.43	235.70	Mora	2000.00 - 2600.00	2417.65	2405.00	2454.17	12.65	-1.49
Lime	300.00 - 1000.00	671.30	661.85	304.62	9.45	120.37	Balaya	1600.00 - 1800.00	1705.26	1704.55	1469.23	0.71	16.07
<b>Root Crops</b>							<b>Anguluwa</b>						
Sweet Potato	150.00 - 320.00	253.91	240.74	238.46	13.17	6.48	2200.00 - 2400.00	2342.86	2430.77	2500.00	-87.91	-6.29	
Manioc	150.00 - 240.00	203.50	211.72	215.36	-8.22	-5.51	Maduwa	-	-	-	-	-	
<b>Leafy Vegetable</b>							<b>Koduwa</b>						
Mukunuwenna	60.00 - 100.00	78.18	73.33	81.50	4.85	-4.07	1000.00 - 1100.00	1046.15	1150.00	1310.71	-103.85	-20.18	
Kankun	60.00 - 100.00	77.73	73.33	81.50	4.40	-4.63	<b>Meat</b>						
Gotukola	100.00 - 120.00	101.82	101.33	125.00	0.49	-18.55	Beef (without Bones)	2200.00 - 2500.00	2450.00	2383.33	2000.00	66.67	22.50
							<b>Chicken (Broiler)</b>						
							<b>Chicken (Curry)</b>						
							<b>Mutton</b>						
							<b>Pork</b>						

This Week: Week 25: 14 - 20 June 2024  
Last Week: Week 24: 07 - 13 June 2024

**Table 16: Farmgate/Producer Prices of Food Commodities in Selected Producing Areas (Rs/kg)**

Week 25: 14 - 20 June 2024

COMMODITY	Range	Average Price	COMMODITY	Range	Average Price	COMMODITY	Range	Average Price
<b><u>Paddy</u></b>			<b><u>Vegetable (Up Country)</u></b>			<b><u>Snake Gourd</u></b>		
<b>Short Grain</b>			<b>Beans</b>			Dambulla	220.00 – 240.00	229.00
A'pura	122.00 – 125.00	123.20	Dambulla	500.00 – 550.00	532.50	Hambantota	240.00 – 250.00	245.00
P'narawa	-		Welimada	460.00 – 480.00	472.00	Embilipitiya	170.00 – 200.00	184.00
Kalawewa	-		Badulla	400.00 – 450.00	412.50	Matara	-	
Kurunegala	126.00 – 128.00	127.00	<b>Carrot</b>			A'pura	280.00 – 300.00	288.00
Dehiattakandiya	120.00 – 122.00	121.33	N'Eliya	320.00 – 330.00	326.00	<b>Luffa</b>		
Nikaweratiya	-		Welimada	220.00 – 230.00	226.00	Dambulla	230.00 – 250.00	238.75
Ampara	-		Hanguranketha	-		Hambantota	250.00 – 300.00	272.50
<b>Long Grain (White)</b>			<b>Leeks</b>			Embilipitiya	320.00 – 350.00	335.00
A'pura	116.00 – 118.00	116.80	N'Eliya	520.00 – 540.00	532.00	Matara	-	
P'narawa	-		Welimada	500.00 – 540.00	515.00	A'pura	300.00 – 320.00	308.00
Kalawewa	-		<b>Beetroot</b>			<b>Green Chillies</b>		
Kurunegala	116.00 – 118.00	117.00	N'Eliya	420.00 – 440.00	428.00	Dambulla	100.00 – 120.00	110.00
Dehiattakandiya	113.00 – 114.00	113.67	Dambulla	290.00 – 310.00	300.00	Hambantota	-	
Embilipitiya	-		Kurunegala	-		Embilipitiya	180.00 – 210.00	196.00
Nikaweratiya	-		Welimada	420.00 – 430.00	425.00	Puttalam	-	
Hambantota	-		Hanguranketha	-		A'pura	280.00 – 300.00	288.00
Ampara	-		<b>Knol Khol</b>			<b>Pumpkin</b>		
<b>Long Grain (Red)</b>			N'Eliya	250.00 – 260.00	256.00	Dambulla	120.00 – 135.00	127.00
Matara	115.00 – 118.00	116.50	Welimada	250.00 – 260.00	254.00	Hambantota	100.00 – 140.00	120.00
Hambantota	115.00 – 120.00	117.50	Hanguranketha	-		Embilipitiya	160.00 – 180.00	170.00
Embilipitiya	113.00 – 115.00	114.25	<b>Raddish</b>			Matara	-	
<b>Keeri Samba</b>			N'Eliya	130.00 – 150.00	142.00	A'pura	140.00 – 160.00	148.00
A'pura	140.00 – 145.00	142.00	Welimada	70.00 – 80.00	74.00	Moneragala	100.00 – 120.00	108.00
P'narawa	-		Hambantota	170.00 – 180.00	175.00	<b>Cucumber</b>		
Kalawewa	-		Hanguranketha	-		A'pura	90.00 – 100.00	94.00
Kurunegala	145.00 – 145.00	145.00	<b>Cabbage</b>			Dambulla	70.00 – 95.00	85.00
Dehiattakandiya	130.00 – 132.00	131.00	N'Eliya	150.00 – 160.00	154.00	Hambantota	80.00 – 110.00	95.00
<b>Red Onion</b>			Welimada	80.00 – 90.00	88.00	Matara	-	
Puttalam	-		Badulla	80.00 – 80.00	80.00	<b>Long Beans</b>		
Jaffna	290.00 – 320.00	304.00	Hanguranketha	-		Dambulla	172.50 – 220.00	197.00
<b>Big Onion</b>			<b>Tomato</b>			Hambantota	-	
Dambulla	-		Welimada	380.00 – 400.00	388.00	Embilipitiya	240.00 – 260.00	248.00
Kalawewa	-		Hambantota	-		Matara	170.00 – 200.00	185.00
A'pura	-		Dambulla	490.00 – 540.00	510.00	A'pura	300.00 – 320.00	308.00
<b>Potato</b>			Hanguranketha	-		<b>Ash Plantain</b>		
N'Eliya	260.00 – 270.00	264.00	<b><u>Vegetable (Low Country)</u></b>			Hambantota	-	
Badulla	-		<b>Ladies Fingers</b>			Embilipitiya	80.00 – 110.00	96.00
Welimada	250.00 – 270.00	262.50	A'pura	200.00 – 220.00	208.00	Matara	95.00 – 100.00	97.50
<b><u>Pulses</u></b>			Dambulla	135.00 – 145.00	141.00	<b>Lime</b>		
<b>Green Gram</b>			Hambantota	80.00 – 100.00	88.00	Hambantota	-	
Hambantota	-		Embilipitiya	110.00 – 130.00	120.00	Embilipitiya	700.00 – 750.00	725.00
Moneragala	800.00 – 850.00	820.00	Matara	100.00 – 115.00	106.25	Moneragala	850.00 – 900.00	870.00
Embilipitiya	750.00 – 760.00	755.00	<b>Brinjal</b>			<b><u>Fruits (Rs/kg)</u></b>		
Nikaweratiya	-		A'pura	360.00 – 380.00	368.00	<b>Banana</b>		
A'pura	800.00 – 850.00	816.67	Dambulla	290.00 – 360.00	328.00	<b>Ambul</b>		
<b>Cowpea</b>			Hambantota	-		Moneragala	40.00 – 50.00	44.00
Hambantota	-		Embilipitiya	160.00 – 200.00	177.50	Embilipitiya	60.00 – 80.00	67.50
Nikaweratiya	-		Matara	210.00 – 230.00	220.00	Hambantota	80.00 – 100.00	87.50
Moneragala	650.00 – 700.00	670.00	Welimada	300.00 – 330.00	314.00	<b>Kolikuttu</b>		
Embilipitiya	700.00 – 720.00	710.00	<b>Capsicum</b>			Moneragala	150.00 – 180.00	162.00
<b>Maize</b>			Badulla	-		Embilipitiya	220.00 – 250.00	235.00
A'pura	140.00 – 145.00	142.50	Welimada	600.00 – 670.00	630.00	Hambantota	-	
Kalawewa	-		<b>Bitter Gourd</b>			<b>Papaw</b>		
<b>Gingelly</b>			A'pura	560.00 – 580.00	568.00	Moneragala	120.00 – 140.00	128.00
A'pura	650.00 – 700.00	675.00	Dambulla	540.00 – 580.00	556.67	Embilipitiya	150.00 – 170.00	160.00
Kalawewa	-		Hambantota	-		Hambantota	130.00 – 150.00	140.00
<b>Black Gram</b>			Embilipitiya	600.00 – 620.00	607.50	<b>Pineapple</b>		
A'pura	600.00 – 650.00	625.00	Matara	-		Divulapitiya	-	
Kalawewa	-							

**Annex 01 - Colombo Markets: Retail Prices of Rice and Subsidiary Food Crops (Rs/kg)**

**Week 25: 14 - 20 June 2024**

28

<b>CROP</b>	<b>PELIYAGODA</b>	<b>MAHARAGAMA</b>	<b>KIRULAPONE</b>	<b>NUGEGODA</b>	<b>NARAHENPITA</b>	<b>DEMATAGODA</b>	<b>THOTALANGA</b>	<b>KADAWATHA</b>	<b>KIRIBATHGODA</b>
<b><u>Rice</u></b>									
<b>Local</b>									
Samba 1	250.00 - 260.00	230.00 - 270.00	230.00 - 270.00	230.00 - 270.00	260.00 - 270.00	230.00 - 270.00	260.00 - 270.00	230.00 - 260.00	230.00 - 270.00
Samba 2	-	-	-	-	-	-	-	-	-
Keeri Samba	350.00 - 350.00	350.00 - 360.00	360.00 - 380.00	360.00 - 380.00	360.00 - 380.00	350.00 - 360.00	340.00 - 360.00	350.00 - 360.00	370.00 - 380.00
Nadu 1	220.00 - 225.00	220.00 - 230.00	220.00 - 230.00	220.00 - 230.00	220.00 - 220.00	220.00 - 230.00	220.00 - 230.00	220.00 - 230.00	220.00 - 230.00
Nadu 2	-	-	-	-	-	-	-	-	-
Raw (Red)	195.00 - 220.00	195.00 - 200.00	200.00 - 210.00	195.00 - 210.00	200.00 - 210.00	210.00 - 210.00	200.00 - 220.00	200.00 - 200.00	200.00 - 220.00
Raw (White)	210.00 - 220.00	210.00 - 220.00	210.00 - 220.00	210.00 - 220.00	220.00 - 225.00	220.00 - 220.00	210.00 - 220.00	220.00 - 220.00	210.00 - 220.00
<b>Imported</b>									
Samba	280.00 - 280.00	280.00 - 280.00	300.00 - 300.00	280.00 - 300.00	280.00 - 290.00	300.00 - 300.00	280.00 - 300.00	280.00 - 290.00	280.00 - 280.00
Nadu	-	-	-	-	-	-	-	-	-
Raw (Red)	-	-	-	-	-	-	-	-	-
Raw (White)	-	-	-	-	-	-	-	-	-
<b><u>Dried Chillies</u></b>									
Imported	800.00 - 850.00	1200.00 - 1200.00	900.00 - 950.00	900.00 - 1200.00	1200.00 - 1200.00	1100.00 - 1100.00	850.00 - 950.00	1000.00 - 1100.00	1000.00 - 1100.00
<b><u>Red Onion</u></b>									
Sinnan	-	-	-	-	-	-	-	-	-
Vedalan	480.00 - 480.00	-	480.00 - 480.00	560.00 - 560.00	560.00 - 560.00	-	560.00 - 560.00	560.00 - 560.00	-
Imported	420.00 - 450.00	480.00 - 520.00	480.00 - 520.00	480.00 - 480.00	440.00 - 520.00	520.00 - 520.00	440.00 - 500.00	500.00 - 500.00	480.00 - 520.00
<b><u>Big Onion</u></b>									
Imported	220.00 - 240.00	240.00 - 280.00	260.00 - 260.00	240.00 - 280.00	280.00 - 280.00	240.00 - 280.00	220.00 - 260.00	240.00 - 260.00	240.00 - 260.00
Local	-	-	-	-	-	-	-	-	-
<b><u>Potato</u></b>									
Welimada	-	-	-	-	-	-	-	-	-
N'Eliya	-	440.00 - 440.00	400.00 - 400.00	440.00 - 440.00	380.00 - 440.00	360.00 - 360.00	360.00 - 360.00	400.00 - 400.00	360.00 - 430.00
Imported	190.00 - 220.00	240.00 - 260.00	220.00 - 240.00	240.00 - 240.00	240.00 - 240.00	240.00 - 240.00	220.00 - 260.00	200.00 - 240.00	220.00 - 240.00
<b><u>Pulses</u></b>									
Green Gram	950.00 - 1100.00	1400.00 - 1500.00	1200.00 - 1400.00	1200.00 - 1500.00	1400.00 - 1500.00	1200.00 - 1400.00	1200.00 - 1400.00	1300.00 - 1400.00	1400.00 - 1500.00
Cowpea (White)	900.00 - 900.00	1000.00 - 1100.00	1000.00 - 1200.00	1000.00 - 1200.00	1100.00 - 1200.00	1200.00 - 1200.00	900.00 - 1100.00	1000.00 - 1100.00	1200.00 - 1200.00
Cowpea (Red)	800.00 - 950.00	1100.00 - 1100.00	1000.00 - 1200.00	1000.00 - 1200.00	1100.00 - 1100.00	1200.00 - 1200.00	800.00 - 1100.00	1000.00 - 1100.00	1200.00 - 1200.00
Red Dhal	300.00 - 320.00	340.00 - 360.00	300.00 - 320.00	320.00 - 340.00	340.00 - 360.00	310.00 - 320.00	300.00 - 320.00	320.00 - 330.00	340.00 - 360.00

**Annex 02 - Colombo Markets: Retail Prices of Vegetables (Rs/kg) and Coconut (Rs/nut)**

**Week 25: 14 - 20 June 2024**

29

<b>CROP</b>	<b>PELIYAGODA</b>	<b>MAHARAGAMA</b>	<b>KIRULAPONE</b>	<b>NUGEGODA</b>	<b>NARAHENPITA</b>	<b>DEMATAGODA</b>	<b>THOTALANGA</b>	<b>KADAWATHA</b>	<b>KIRIBATHGODA</b>
<b><i>Vegetable</i></b>									
Beans	600.00 - 650.00	760.00 - 800.00	600.00 - 760.00	740.00 - 800.00	750.00 - 800.00	760.00 - 800.00	550.00 - 600.00	680.00 - 740.00	600.00 - 800.00
Carrot	400.00 - 460.00	560.00 - 600.00	520.00 - 600.00	520.00 - 600.00	450.00 - 500.00	400.00 - 480.00	340.00 - 360.00	340.00 - 400.00	400.00 - 600.00
Leeks	600.00 - 650.00	800.00 - 800.00	700.00 - 760.00	720.00 - 800.00	640.00 - 750.00	720.00 - 800.00	540.00 - 600.00	560.00 - 640.00	660.00 - 800.00
Beetroot	580.00 - 600.00	800.00 - 800.00	760.00 - 880.00	720.00 - 800.00	740.00 - 800.00	760.00 - 760.00	560.00 - 650.00	760.00 - 800.00	600.00 - 740.00
Knolkhol	300.00 - 350.00	560.00 - 600.00	540.00 - 600.00	540.00 - 600.00	460.00 - 600.00	-	460.00 - 500.00	460.00 - 480.00	460.00 - 600.00
Raddish	250.00 - 280.00	320.00 - 400.00	340.00 - 400.00	380.00 - 400.00	360.00 - 400.00	-	250.00 - 300.00	360.00 - 400.00	300.00 - 400.00
Cabbage	250.00 - 280.00	360.00 - 400.00	320.00 - 400.00	320.00 - 400.00	320.00 - 360.00	360.00 - 360.00	220.00 - 260.00	320.00 - 340.00	200.00 - 360.00
Tomato	680.00 - 700.00	760.00 - 800.00	760.00 - 800.00	520.00 - 640.00	680.00 - 800.00	540.00 - 600.00	460.00 - 500.00	480.00 - 520.00	500.00 - 680.00
Ladies Fingers	180.00 - 200.00	320.00 - 400.00	320.00 - 400.00	320.00 - 400.00	260.00 - 300.00	360.00 - 400.00	180.00 - 240.00	320.00 - 360.00	260.00 - 360.00
Brinjal	400.00 - 450.00	560.00 - 600.00	360.00 - 460.00	520.00 - 600.00	460.00 - 500.00	360.00 - 360.00	450.00 - 480.00	520.00 - 560.00	560.00 - 600.00
Capsicum	650.00 - 700.00	760.00 - 800.00	800.00 - 1000.00	1000.00 - 1000.00	750.00 - 800.00	760.00 - 800.00	460.00 - 560.00	560.00 - 600.00	760.00 - 800.00
Pumpkin	180.00 - 200.00	240.00 - 320.00	240.00 - 280.00	320.00 - 320.00	160.00 - 240.00	200.00 - 220.00	160.00 - 200.00	240.00 - 260.00	240.00 - 260.00
Cucumber	150.00 - 160.00	240.00 - 320.00	260.00 - 280.00	320.00 - 320.00	200.00 - 280.00	180.00 - 200.00	150.00 - 180.00	240.00 - 260.00	320.00 - 320.00
Bitter Gourd	650.00 - 700.00	760.00 - 800.00	740.00 - 800.00	740.00 - 800.00	600.00 - 800.00	640.00 - 640.00	650.00 - 700.00	760.00 - 800.00	760.00 - 800.00
Snake Gourd	350.00 - 360.00	480.00 - 560.00	520.00 - 560.00	560.00 - 600.00	350.00 - 480.00	400.00 - 400.00	360.00 - 480.00	600.00 - 600.00	420.00 - 560.00
Drumstick	500.00 - 800.00	1000.00 - 1100.00	1000.00 - 1100.00	1000.00 - 1100.00	780.00 - 900.00	800.00 - 800.00	700.00 - 800.00	900.00 - 1000.00	800.00 - 1100.00
Luffa	350.00 - 360.00	460.00 - 520.00	500.00 - 540.00	540.00 - 600.00	360.00 - 480.00	360.00 - 360.00	350.00 - 450.00	520.00 - 600.00	360.00 - 600.00
Long Beans	280.00 - 350.00	560.00 - 600.00	540.00 - 600.00	560.00 - 600.00	400.00 - 480.00	-	360.00 - 440.00	420.00 - 480.00	360.00 - 400.00
Ash Plantain	280.00 - 300.00	460.00 - 480.00	320.00 - 460.00	320.00 - 400.00	260.00 - 400.00	320.00 - 320.00	260.00 - 280.00	400.00 - 480.00	360.00 - 480.00
Green Chillies	300.00 - 320.00	560.00 - 660.00	500.00 - 600.00	600.00 - 600.00	400.00 - 600.00	400.00 - 460.00	300.00 - 360.00	580.00 - 600.00	460.00 - 600.00
Lime	1300.00 - 1400.00	1500.00 - 1600.00	1600.00 - 1800.00	1800.00 - 2000.00	1400.00 - 1600.00	2000.00 - 2000.00	1800.00 - 2000.00	2000.00 - 2000.00	2000.00 - 2000.00
<b><i>Root Crops</i></b>									
Sweet Potato	220.00 - 240.00	240.00 - 320.00	300.00 - 320.00	320.00 - 340.00	260.00 - 280.00	320.00 - 320.00	160.00 - 180.00	320.00 - 360.00	340.00 - 360.00
Manioc	150.00 - 180.00	220.00 - 240.00	220.00 - 260.00	240.00 - 260.00	200.00 - 200.00	180.00 - 200.00	140.00 - 160.00	200.00 - 240.00	200.00 - 220.00
<b><i>Leafy Vegetable</i></b>									
Mukunuwenna	50.00 - 60.00	80.00 - 80.00	70.00 - 70.00	80.00 - 80.00	80.00 - 80.00	160.00 - 180.00	60.00 - 60.00	80.00 - 80.00	60.00 - 60.00
Kankun	50.00 - 60.00	80.00 - 80.00	70.00 - 70.00	80.00 - 80.00	80.00 - 80.00	70.00 - 70.00	60.00 - 60.00	80.00 - 80.00	60.00 - 60.00
Gotukola	100.00 - 120.00	120.00 - 120.00	150.00 - 160.00	120.00 - 160.00	100.00 - 100.00	100.00 - 100.00	120.00 - 125.00	110.00 - 120.00	150.00 - 160.00
<b><i>Coconut</i></b>									
Large	110.00 - 120.00	110.00 - 120.00	100.00 - 110.00	110.00 - 120.00	110.00 - 120.00	120.00 - 120.00	100.00 - 110.00	110.00 - 120.00	110.00 - 120.00
Small	90.00 - 95.00	90.00 - 95.00	80.00 - 90.00	90.00 - 90.00	90.00 - 95.00	90.00 - 90.00	85.00 - 90.00	85.00 - 90.00	85.00 - 90.00

**Annex 03 - Colombo Markets: Retail Prices of Fruits (Rs/fruit)**

**Week 25: 14 - 20 June 2024**

30

CROP	PELIYAGODA	MAHARAGAMA	KIRULAPONE	NUGEGODA	NARAHENPITA	DEMATAGODA	THOTALANGA	KADAWATHA	KIRIBATHGODA
<b><i>Plantain</i></b>									
Ambul (Rs/Kg)	160.00 - 220.00	240.00 - 250.00	240.00 - 260.00	200.00 - 220.00	200.00 - 250.00	160.00 - 180.00	150.00 - 170.00	150.00 - 200.00	200.00 - 200.00
Kolikuttu (Rs/Kg)	450.00 - 470.00	450.00 - 480.00	450.00 - 500.00	380.00 - 400.00	400.00 - 450.00	400.00 - 450.00	400.00 - 400.00	400.00 - 450.00	400.00 - 400.00
Seeni (Rs/Kg)	180.00 - 200.00	220.00 - 240.00	230.00 - 240.00	200.00 - 240.00	200.00 - 220.00	180.00 - 200.00	160.00 - 180.00	160.00 - 220.00	200.00 - 200.00
Anamalu	30.00 - 35.00	38.00 - 38.00	43.00 - 45.00	35.00 - 36.00	38.00 - 40.00	30.00 - 35.00	30.00 - 32.00	30.00 - 35.00	35.00 - 35.00
Ambun	40.00 - 44.00	50.00 - 50.00	50.00 - 52.00	50.00 - 52.00	50.00 - 50.00	42.00 - 42.00	42.00 - 50.00	33.00 - 33.00	46.00 - 46.00
<b><i>Pineapple</i></b>									
Large	540.00 - 560.00	600.00 - 600.00	550.00 - 600.00	550.00 - 600.00	560.00 - 600.00	-	-	-	-
Medium	400.00 - 420.00	460.00 - 500.00	420.00 - 500.00	400.00 - 500.00	450.00 - 500.00	450.00 - 500.00	400.00 - 400.00	400.00 - 400.00	400.00 - 400.00
Small	280.00 - 300.00	350.00 - 360.00	350.00 - 400.00	350.00 - 380.00	350.00 - 400.00	300.00 - 400.00	200.00 - 200.00	200.00 - 350.00	-
<b><i>Mango</i></b>									
Betti	-	-	-	-	-	-	-	-	-
Karthakolomban	100.00 - 120.00	80.00 - 90.00	100.00 - 100.00	100.00 - 120.00	100.00 - 120.00	62.00 - 62.00	62.00 - 65.00	100.00 - 100.00	100.00 - 100.00
Vilad	60.00 - 65.00	-	-	80.00 - 100.00	-	-	60.00 - 60.00	-	-
Kohu	-	-	-	-	-	-	-	-	-
<b><i>Other Fruits</i></b>									
Wood Apple	160.00 - 180.00	180.00 - 200.00	-	200.00 - 200.00	-	160.00 - 160.00	160.00 - 160.00	160.00 - 160.00	-
Orange	150.00 - 160.00	200.00 - 200.00	140.00 - 140.00	200.00 - 220.00	140.00 - 160.00	-	150.00 - 150.00	140.00 - 140.00	140.00 - 140.00
Avocado	100.00 - 130.00	100.00 - 120.00	100.00 - 110.00	130.00 - 130.00	80.00 - 100.00	80.00 - 80.00	100.00 - 100.00	100.00 - 130.00	125.00 - 125.00
Slime Apple	40.00 - 40.00	100.00 - 100.00	90.00 - 110.00	100.00 - 100.00	80.00 - 110.00	100.00 - 100.00	-	-	100.00 - 100.00
Grapes (Rs/Kg)	2000.00 - 2000.00	2500.00 - 2600.00	2600.00 - 2800.00	2300.00 - 2500.00	2300.00 - 2600.00	2100.00 - 2100.00	-	2200.00 - 2200.00	2300.00 - 2300.00
Papaw (Rs/Kg)	180.00 - 200.00	300.00 - 320.00	300.00 - 320.00	280.00 - 320.00	300.00 - 300.00	180.00 - 200.00	200.00 - 200.00	180.00 - 230.00	200.00 - 230.00
Passion	70.00 - 80.00	-	110.00 - 120.00	100.00 - 100.00	70.00 - 95.00	100.00 - 100.00	70.00 - 70.00	-	90.00 - 90.00
King Coconut	160.00 - 170.00	200.00 - 220.00	200.00 - 230.00	200.00 - 230.00	180.00 - 200.00	160.00 - 160.00	160.00 - 180.00	160.00 - 160.00	200.00 - 200.00

**Annex 04 - Colombo Markets: Retail Prices of Sea Fish and Dried Fish (Rs/kg)**

**Week 25: 14 - 20 June 2024**

31

CROP	PELIYAGODA	MAHARAGAMA	KIRULAPONE	NUGEGODA	NARAHENPITA	DEMATAGODA	THOTALANGA	KADAWATHA	KIRIBATHGODA
<b><i>Sea Fish</i></b>									
Salaya	450.00 - 600.00	600.00 - 720.00	600.00 - 700.00	800.00 - 800.00	640.00 - 650.00	520.00 - 600.00	500.00 - 600.00	500.00 - 680.00	500.00 - 500.00
Hurulla	900.00 - 1000.00	960.00 - 960.00	-	1100.00 - 1100.00	-	1000.00 - 1000.00	-	-	-
Balaya	1000.00 - 1200.00	-	1500.00 - 1500.00	-	1180.00 - 1180.00	1000.00 - 1000.00	900.00 - 1000.00	1300.00 - 1300.00	1400.00 - 1500.00
Kelawalla	1650.00 - 1750.00	2800.00 - 2800.00	2000.00 - 2000.00	3000.00 - 3000.00	2900.00 - 2900.00	2000.00 - 2000.00	1900.00 - 2400.00	2400.00 - 2400.00	-
Thora	2400.00 - 3100.00	3200.00 - 3200.00	4000.00 - 4000.00	3800.00 - 3800.00	3900.00 - 3900.00	3200.00 - 3200.00	-	4000.00 - 4000.00	-
Paraw	1550.00 - 1650.00	2800.00 - 2800.00	-	2800.00 - 2800.00	2700.00 - 2700.00	2000.00 - 2000.00	1600.00 - 1600.00	2400.00 - 2400.00	-
Mora	1000.00 - 1200.00	-	-	1800.00 - 1800.00	1800.00 - 1800.00	-	1800.00 - 1800.00	-	-
Shrimps Small	2000.00 - 2200.00	2200.00 - 2200.00	2000.00 - 2000.00	1900.00 - 2000.00	1900.00 - 1900.00	2000.00 - 2000.00	1800.00 - 1800.00	1800.00 - 1800.00	-
Talapath	2200.00 - 2500.00	3200.00 - 3200.00	3200.00 - 3200.00	3100.00 - 3200.00	3400.00 - 3400.00	2920.00 - 2920.00	2800.00 - 2800.00	3300.00 - 3400.00	-
<b><i>Eggs (Rs/egg)</i></b>									
Brown	50.00 - 50.00	55.00 - 55.00	52.00 - 52.00	55.00 - 55.00	53.00 - 54.00	50.00 - 50.00	51.00 - 51.00	50.00 - 50.00	50.00 - 50.00
White	48.00 - 50.00	55.00 - 55.00	50.00 - 50.00	53.00 - 53.00	52.00 - 52.00	48.00 - 48.00	50.00 - 50.00	48.00 - 48.00	48.00 - 48.00
<b><i>Dried Fish</i></b>									
Sprats	1800.00 - 1800.00	2000.00 - 2100.00	2100.00 - 2200.00	2200.00 - 2200.00	1800.00 - 2000.00	-	-	2200.00 - 2200.00	2100.00 - 2100.00
Kattawa	1800.00 - 2000.00	1900.00 - 1900.00	1800.00 - 1900.00	2400.00 - 2400.00	1900.00 - 2000.00	-	1800.00 - 1800.00	1900.00 - 2400.00	2100.00 - 2100.00
Thora	-	3600.00 - 3600.00	-	3400.00 - 3400.00	-	-	2000.00 - 2000.00	-	-
Mora	2200.00 - 2200.00	2200.00 - 2400.00	2400.00 - 2500.00	2400.00 - 2400.00	2500.00 - 2500.00	-	2000.00 - 2400.00	2200.00 - 2500.00	-
Balaya	1400.00 - 1600.00	1600.00 - 1600.00	1600.00 - 1800.00	1800.00 - 1900.00	1800.00 - 1900.00	-	1500.00 - 1600.00	1400.00 - 1800.00	1800.00 - 1800.00
Anguluwa	1800.00 - 2000.00	2000.00 - 2000.00	2100.00 - 2200.00	2300.00 - 2400.00	2000.00 - 2000.00	-	-	2000.00 - 2000.00	-
Salaya	1000.00 - 1000.00	1000.00 - 1000.00	1000.00 - 1000.00	1100.00 - 1200.00	900.00 - 1000.00	-	900.00 - 1200.00	-	1000.00 - 1000.00
<b><i>Meat</i></b>									
Beef (without Bones)	-	2600.00 - 2600.00	2600.00 - 2600.00	2500.00 - 2500.00	2600.00 - 2600.00	2500.00 - 2500.00	2500.00 - 2500.00	-	2300.00 - 2300.00
Chicken (Broiler)	-	1200.00 - 1200.00	1180.00 - 1180.00	1220.00 - 1220.00	1160.00 - 1160.00	1200.00 - 1200.00	1250.00 - 1250.00	1220.00 - 1270.00	1200.00 - 1200.00
Chicken (Curry)	-	-	1180.00 - 1180.00	1220.00 - 1300.00	1160.00 - 1160.00	1100.00 - 1100.00	1050.00 - 1050.00	1200.00 - 1200.00	1200.00 - 1200.00
Mutton	-	3300.00 - 3300.00	-	3400.00 - 3400.00	3500.00 - 3500.00	3300.00 - 3300.00	3300.00 - 3300.00	3600.00 - 3600.00	3400.00 - 3400.00
Pork	-	1500.00 - 1500.00	1300.00 - 1300.00	1300.00 - 1300.00	-	-	-	1400.00 - 1400.00	-



## Annex 05 : Food Composition of Selected Food Commodities

Commodity	Energy (kcal/100g)	Protein (g/100g)	Total fat (g/100g)	Retinol Eq (µ g/100g)	Vit B2 (mg/100g)	Vit B6 (mg/100g)	Folate (µg/100g)	Vit C (mg/100g)	Calcium (mg/100g)	Magnesium (mg/100g)	Iron (mg/100g)	Zinc (mg/100g)
<b>Rice</b>												
Rice - (white Kekulu - normal )	361	9.88	1.52	-	0.03	0.09	10.67	-	6.94	26.29	1.22	1.5
Rice - (white Kekulu Samba)	355	8.81	1.53	-	0.03	0.09	8.11	-	9.82	30.48	0.92	1.7
Rice - ( Red Kekulu - normal )	366	8.64	2.12	-	0.05	0.1	8.39	-	4.73	31.7	0.88	1.84
Rice -Samba	369	6.86	2.45	-	0.05	0.13	12.79	-	8.71	37.26	1.18	1.49
Rice - Nadu White	366	7.76	1.48	-	0.03	0.12	9.35	-	4.57	20.1	0.64	1.61
<b>Dried chilies</b>	233	12.68	6.41	437	0.84	0.42	46.83	NA	107	231	5.39	1.65
<b>Onion</b>												
Big onions	48	1.67	0.24	0.16	0.01	0.1	32.99	7.58	14.82	16.94	0.45	0.25
Red onions	55	2.13	0.15	0.18	0.02	0.13	30.15	14.26	20.37	19.32	0.31	0.28
<b>Potatoes</b>	71	1.67	0.25		0.01	0.09	14.31	20.5	9.83	23.84	0.46	0.29
<b>Pulses</b>												
Green gram	290	21.97	0.93	19.5	0.28	0.33	135	NA	98.96	146	4.15	2.86
White cowpea	320	21.25	1.14	1.36	0.09	0.26	249	NA	84.1	213	5.04	3.57
Red cowpea	320	20.24	1.08	0.96	0.11	0.27	273	NA	81.83	194	4.95	3.4
Red Dhal	319	23.09	0.77	1.06	1.6	0.22	55	NA	41.27	66.63	7.45	3.34
<b>Vegetables</b>												
Beans	46	3.95	0.15	6.64	0.1	0.3	45.2	7.02	35.68	45.56	0.7	0.59
Carrot	30	0.85	0.45	1240	0.03	0.1	24.71	5.93	27.65	11.7	0.59	0.25
Leeks	30	1.74	0.49	18.56	0.02	0.19	42.63	4.65	29.28	11.77	1.49	0.43
Beetroot	31	2.12	0.15	1.52	0.01	0.09	108	4.51	20.29	34.88	0.77	0.29
Knolkhol	16	1.69	0.34		0.05	0.19	12.7	77.64	40.09	19.35	0.23	0.18
Radish	29	0.75	0.11		0.02	0.09	18.09	12.13	35.64	13.56	0.38	0.16
Cabbage	21	1.35	0.14	3.35	0.05	0.14	52.66	29.62	56.85	18.47	0.33	0.16

Tomatoes	20	0.88	0.56	165	0.03	0.09	20.16	25.58	9.69	14.93	0.31	0.12
Ladies fingers	26	2.06	0.19	12.41	0.08	0.28	70.62	24.48	92.26	55.23	0.96	0.44
Brinjal (Pandora Striped)	29	1.49	0.31	23	0.12	0.09	30.99	1.49	18.95	18	0.32	0.19
Brinjal (Chinese eggplant)	24	1.28	0.33	16.83	0.12	0.11	32.94	3.37	14.4	21.18	0.28	0.16
Capsicum	23	1.22	0.34	38.96	0.03	0.29	28.65	49.63	12.65	11.21	0.21	0.31
Pumpkin (Common)	31	0.86	0.3	30.41	0.02	0.09	17.72	8.73	18.75	9.93	0.49	0.25
Cucumber	19	0.98	0.24	0.58	0.01	0.08	19.66	4.08	22.1	18.22	0.67	0.21
Bitter gourd	19	1.47	0.23	55.08	0.05	0.06	53.1	46.89	25.19	35.81	1.75	0.26
Snake gourd (Dark green)	11	0.82	0.25	10.41	0.03	0.12	18.09	3.54	26.83	25.84	0.41	0.11
Snake gourd (Pale green)	11	0.89	0.25	5.14	0.03	0.07	16.52	2.85	27.11	21.77	0.47	0.2
Drumstick	30	2.48	0.12	3.13	0.06	0.12	60.48	92.33	22.27	28.51	0.5	0.26
Watakolu	12	0.86	0.15	59.33	0.01	0.07	25.48	6.41	14.67	14.01	4.42	0.45
Long beans	24	3.36	0.3	-	0.06	0.11	99.98	8.93	44.22	33.17	1.01	0.08
Ash Plantain	76	2.84	0.56	0.06	0.02	0.07	6.82	4.49	5.19	22.55	0.39	0.21
Green chillies	39	2.28	0.76	38.16	0.08	0.25	21.29	98.61	20.25	36.91	1.25	0.29
Limes	26	0.66	0.26	0.36	0.01	0.05	12.1	38.05	26	15.25	0.12	0.05
Kekiri	17	1.01	0.25	0.76	0.01	0.07	17.34	8.07	25.72	26.2	0.63	0.22
Ash pumpkin (Ash guord)	18	0.8	0.15		0.01	0.15	14.17	9.14	19.27	23.62	0.48	0.13
Cho-Cho	19	0.58	0.12	0.3	0.04	0.07	63.81	23.76	20.55	13.02	0.49	0.12
Thalana batu (Little prince)	21	1.28	0.39	24.33	0.12	0.09	38.63	2.4	12.38	19.62	0.31	0.22
Thalana batu (Thai eggplant)	21	1.45	0.26	18.33	0.11	0.09	31.18	2.71	17.24	37.22	0.37	0.24
Thibbatu	61	1.66	1.96	15.89	0.03	1.02	72.39	10.8	105	57.46	1.06	0.59
Kohila yams	27	0.64	0.16	1.72	0.01	0.14	4.64	1.67	52.33	33.95	0.61	1.62
Kehel muwa	19	1.36	0.63	4.27	0.02	0.12	40.51	8.16	35.09	31.43	0.38	0.39
Ambaralla	37	0.73	0.44	3.36	0.01	0.1	44.49	35.51	20.7	9.28	0.7	0.12
Mango	50	0.75	0.09	14.5	0.02	0.14	34.89	91.63	28.56	17.74	0.5	0.09
Mushroom	27	2.54	0.42	-	0.15	0.13	7.81	11.56	0.9	14.42	1.32	0.79
Dambala	21	1.84	0.2	38.74	0.08	0.4	33.69	19.82	68.24	31.38	1.2	0.44
<b>Coconuts nuts</b>	<b>390</b>	<b>3.67</b>	<b>39.92</b>	<b>-</b>	<b>0.05</b>	<b>0.11</b>	<b>14.86</b>	<b>-</b>				

**Root Crop**

Sweet potato	108	1.27	0.33	NA	0.04	0.09	14.44	22.2	28.93	21.05	0.51	0.14
Manioc	78	0.92	0.19	NA	0.07	0.2	0.1	1.95	25.31	19.08	19.78	23.73
Nelum ala/Lotus root	79	1.94	0.93	NA	0.05	0.19	26.49	26.63	37.71	26.58	3.34	0.35
Kiriala	87	3.96	0.15	1.19	0.03	0.16	20.17	2.71	30.79	41.52	0.6	0.42
Iniala	103	3.2	0.3	33.14	0.01	0.22	22.19	13.03	40.99	28.98	1.31	0.29

**Leafy Vegetables**

Mukunuwanna	28	3.15	0.55	92.25	0.09	0.27	96.14	3.24	135	45.38	1.7	1.03
Gotukola	15	0.64	0.47	226	0.07	0.23	70.11	6.74	96.31	41.42	1.25	0.66
Kankun	15	0.47	0.37	1614	0.08	0.4	33.69	19.82	49.21	18.35	1.32	0.44
Kathurumurunga	70	8.01	1.35	2097	0.33	0.22	120	121	901	96.64	4.36	0.53
Nivithi	22	2.2	0.47	959	0.06	0.11	74.05	10.26	163	61.37	1.49	0.67
Thampala	32	3.55	0.72	1474	0.21	0.22	74.27	82	258	209	3.5	1.4
Sarana	20	2.42	0.21	1149	0.03	0.13	58.54	9.89	59.57	42.93	0.13	0.75
Kohila leaves	33	4.1	0.83	300	0.02	0.17	56.76	5.56	19.5	20.32	0.25	0.3
Onion leaves	27	2.01	0.26	NA	0.04	0.18	56.8	23.38	35.21	74.95	3.15	0.77
Cabbage leaves	30	3.63	0.27	8.66	0.05	0.24	63.46	40.76	170	18.47	2.67	0.35
Salad leaves	19	1.05	0.24	NA	0.1	0.06	37.48	11.64	58.23	36.89	2.07	0.27
Cauliflower	23	2.09	0.48	0.14	0.06	0.11	46.67	50.17	22.44	18.52	0.76	0.27
Jackfruit pods	25	2.14	0.34	NA	0.03	0.04	30.7	24.77	37.32	26.08	0.3	0.17
Jackfruit seeds	77	5.66	0.44	NA	0.02	0.08	58.91	15.24	40.87	50.14	0.52	0.42

**Meat**

Chicken	176	23.14	9.24	6.88	0.07	0.49	10.09	-	15.06	20.18	0.75	0.64
Beef	160	23.3	7.45	2.15	0.08	0.32	1.93	-	4.8	28.54	2.41	3.31
Mutton	138	20.37	6.23	2.7	0.13	0.28	1.73	-	7.58	19.5	1.62	5.05
Pork	161	18.83	9.5	1.9	0.09	0.28	8.15	-	6.58	8.9	0.79	0.8

**Fish**

Balaya	96	21.28	1.12	21.01	0.15	0.12	7.89		6.45	26.02	0.68	0.46
Seer	136	22.28	5.18	81.9	0.07	0.16	15.45		9.85	36.73	0.41	0.74

Shark	95	21.6	0.83	1.11	0.04	0.11	8.57	8.44	32.58	0.41	0.74
Paraw	87	20.02	0.7	1.49	0.02	0.16	6.77	8.17	31.68	0.67	0.41
Thalapath	91	16.04	2.88	12.03	0.1	0.13	78.22	7.64	24.89	0.71	0.67
Kelawalla	109	21.47	2.55	15.95	0.17	0.73	77.39	13.35	33.82	0.68	0.64
Haedaella	87	19.88	0.78	12.18	0.04	0.06	11.7	36.6	53	0.54	0.65
Hurulla	88	17.08	2.18	10.02	0.14	1.66	61.66	103	35.45	1.24	1.05
Karalla / Katuwalla	97	21.8	1.06	1.25	0.02	0.1	14.38	37.06	39.05	0.24	0.42
Kumbala / Angila	101	21.51	1.53	16.34	0.1	0.1	7.13	31.27	37.46	1.46	0.67
Salaya / Sudaya	100	19.5	2.39	15.41	0.18	1.39	60.87	435	42.83	1.4	2.3
Theppli / Telapiya /Korali	83	18.48	1.08	17.14	0.18	0.18	8.29	99.39	24.96	2.84	0.88
Prawns	65	14.85	0.56	1.24	0.03	0.1	15.37	37.81	30.5	0.73	1.1
Crabs	45	10	0.55	8.33	0.14	0.18	13.83	37.81	45.93	0.73	1.1
Cuttle fish	76	16.82	0.93	1.93	0.02	0.04	6.22	8.73	35.46	0.62	1.3
Linna	112	20.3	3.37	15.78	0.23	0.68	59.78				
Coppara	97	22.89	0.56	21.51	0.04	0.12	8.08	7.2	30.08	1.2	0.58
Ray (Maduwa)	97	23.98	0.68	7.55	0.02	0.21	25.59	9.16	24.61	0.74	0.44

#### Dried Fish

Dried sprats	259	51.16	5.92	12.83	0.25	0.62	438	1178	162	3.06	4.2
Dried keeramin	311	49.6	12.42	12.92	0.13	2.41	144	555	166	2.58	3.19
Dried thalapath	289	54.68	8.04	9.38	0.04	0.43	97.8	62.75	110	1.96	1.45
Dried katta	275	50.04	8.31	2.48	0.03	0.35	80.4	86.55	92.17	1.47	1.16
Dried balaya	282	63.79	3.37	14.32	0.12	1.98	213	83.48	83.45	3.6	1.44
Dried shark / keelan	267	55.03	5.25	10.31	0.04	0.32	187	42.24	92.94	1.48	0.66

#### Eggs

Hen eggs (Country)	170	13.14	13	208	0.08	0.18	54.6	50.14	11.04	1.64	1.12
Hen eggs (Table)	135	13.55	9.03	200	0.19	0.19	49.46	63.3	12	2.39	1.73
Quail eggs	153	12.39	11.46	153	0.11	0.17	54.86	60.67	11.21	2.55	1.51

#### Fruits

Banana Embul	109	1.11	1.09	9.68	0.05	0.64	32.98	13.61	9.39	25.67	0.51	0.23
Anamaalu	102	1.04	0.72	16.4	0.04	0.65	21.07	3.66	8.06	27.02	0.51	0.23

Koli kuttu	107	1.38	0.34	8.8	0.03	0.47	18.12	7.71	8.56	38	0.32	0.14
Pineapple	37	0.41	0.17	5.76	0.04	0.12	17.86	39.36	10.37	10.71	0.3	0.09
Papaya	26	0.42	0.16	171	0.11	0.04	54.85	48.62	16.77	8.9	0.23	0.08
Mangoes (Karthakolomban)	79	0.8	0.92	259	0.01	0.1	35.52	17.74	3.12	6.72	0.1	0.08
Mangoes (Vilad)	44	0.76	0.58	146	0.05	0.26	67.6	29.97	16.93	14.79	0.65	0.19
Apple	62	0.29	0.64	0.36	0.02	0.08	3.43	2.9	3.12	6.72	0.1	0.08
Avacado	144	2.95	13.86	2	0.08	0.18	67.17	9.36	28.48	48.14	0.81	0.75
Wood apple	78	3.09	3.62	0.46	0.01	0.14	6.07	13.58	59.15	25.16	0.45	0.32
Orange	46	1.07	0.37	23.44	0.01	0.28	14.46	20.19	31.18	20.36	0.81	0.35
Guava	39	1.53	0.38	19.67	0.01	0.11	25.24	30.88	6.59	12.02	0.53	0.33
Grapes	49	0.95	10.69	3.22	0.04	0.1	7.07	20.51	7.27	6.86	0.28	0.07
Melon	19	0.65	0.16	130	0.02	0.11	6	8.24	4.05	9.76	0.15	0.1

**Source: Sri Lanka Food Composition Tables, Ministry of Health - 2021.**

# Price Collecting Areas





HARTI



Ministry of Agriculture

**Food Systems and Market Research Division & Data Management Division  
Hector Kobbekaduwa Agrarian Research and Training Institute**

**No. 114, Wijerama Mawatha, Colombo 07.**

Phone: 011-2696981 Fax: 011-2682283

E-mail: [mfpaharti@yahoo.com](mailto:mfpaharti@yahoo.com)

Web: [www.harti.gov.lk](http://www.harti.gov.lk)

www.mobilink.lk

**දෛනික චිළචිඵ තොග මිල, ජංගම දුරකථනයෙන්**

හෙක්ටර් කොච්චෛකඛුව ගොවි කටයුතු පර්යේෂණ හා පුහුණුවිර්මේ ආයතනය අනුමුතයෙන්

**මොබිටෙල් ජංගම මිල දර්ශනය**

මොබිටෙල් ජංගම දුරකථන ජාලයෙන් චිළචිඵ තොග මිල දැරෛනික.

**6666** අමතන්න.

මොබිටෙල් අද මිල - අඛ ඒඛ

මොබිටෙල් ජංගම දුරකථන ජාලයෙන් චිළචිඵ තොග මිල දැරෛනික.

චිළචිඵ තොග මිල දැරෛනික.

මොබිටෙල් ජංගම දුරකථන ජාලයෙන්