

RETAIL MARKET AT A GLANCE

Summary

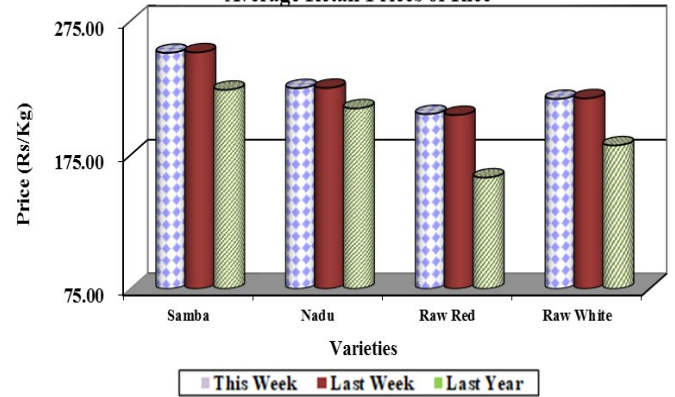
Rice



Retail prices of all the local rice varieties have not changed significantly.

(Page No.01)

Average Retail Prices of Rice



Other Field Crops

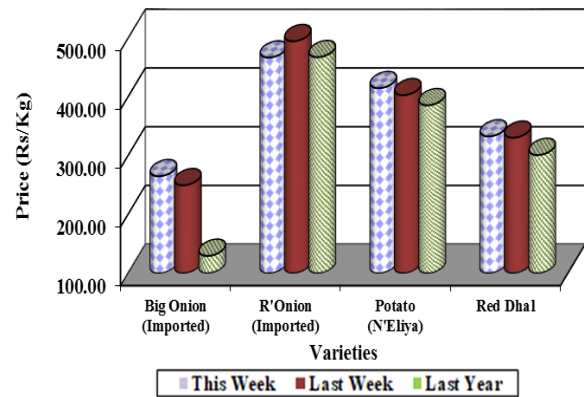


Retail prices of imported big onion have increased by Rs.15.00 compared to the previous week.



(Page No.02-03)

Average Retail Prices of Other Field Crops



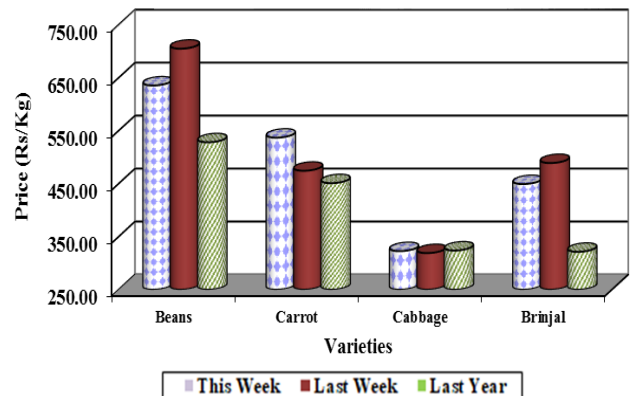
Vegetables



Prices of most of vegetables have increased due to decreased supplies.

(Page No.04-05)

Average Retail Prices of Vegetables



Fruits



Price of most of the fruit also has increased due to low supplies.

(Page No.05-06)

Rice

Wholesale

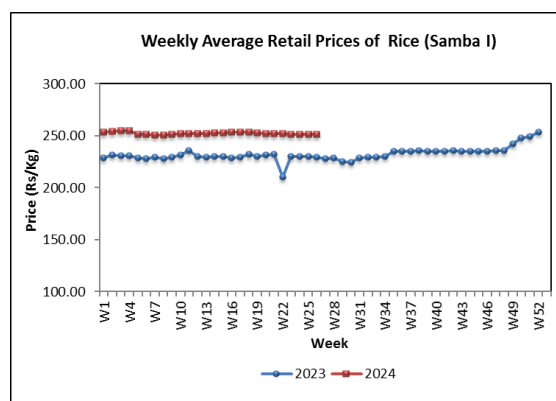
Prices of local rice varieties have not changed significantly and the price ranges of both samba grade I, II and raw-white were Rs.235.00-240.00/kg, Rs.228.00-230.00/kg price range of both nadu grade I, II and Raw-white were Rs.210.00-215.00/kg, Rs.205.00-207.00/kg and Rs.200.00-210.00/kg respectively.

Price of imported ponni samba has increased by 5% due to unavailability of sufficient stocks and the price ranged Rs.280.00-285.00/kg respectively.

Compared to same period of last year, prices of all local rice varieties have increased in the range of 18%-41%. Price of imported ponni samba has increased by 36%.

Retail

Price of keeri samba has decreased by Rs.3.00/kg and the price ranged Rs.340.00-390.00/kg. Price of raw red and imported samba have increased by Rs.1.00/kg and Rs.63.00/kg respectively and their prices ranged Rs.200.00-220.00/kg and Rs.290.00-300.00/kg respectively. Price of samba I, nadu I and raw white have ranged Rs.230.00-270.00/kg, Rs.220.00-230.00/kg, and Rs.210.00-220.00/kg respectively.



Compared to the same period of last year, the current retail prices of all the rice varieties have increased with the highest price increase of 35% recorded for keeri samba.

Paddy

The average farmgate prices of all the major paddy varieties have not changed considerably in most of the major producing areas. Prices for short grain paddy (samba) have ranged Rs.120.00-126.00/kg while prices for keeri samba paddy have ranged Rs.130.00-145.00/kg in major producing areas. Subsequently, the average prices for long grain (white) paddy and long grain red paddy have ranged Rs.113.00-119.00/kg and Rs.114.00-118.00/kg in major producing areas.

Compared to the same period of last year, the average farmgate prices of all the major paddy varieties have increased by 3%-54% while the highest for long grain red paddy as 52%-54%.

Dried Chilies

Wholesale

Prices of imported dried chilies has increased by 1% and the price ranged Rs.700.00-800.00/kg.

Compared to the same period of last year, prices of imported dried chilies has decreased by 21%.

Retail

Price of imported dried chilies have decreased by Rs.6.00/kg and the price ranged Rs.800.00-1200.00/kg.

Compared to the same period of last year, the current retail prices of imported dried chilies have decreased by 20%.

Onion

Wholesale

Price of vedalan red onion has increased by 1% and price ranged Rs.380.00-420.00/kg. Price of imported red onion has decreased by 1% and the price ranged Rs.350.00-380.00/kg.

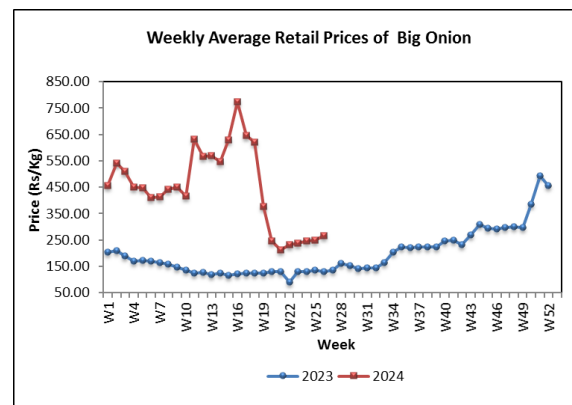
Price of imported big onion has increased by 3% due to availability of high-quality stocks and the price ranged Rs.180.00-230.00/kg.

Compared to the same period of last year, price of vedalan red onion has decreased by 12% and price of imported red onion has

increased by 4%. Price of imported big onion has increased by 118% due to unavailability of sufficient stocks.

Retail

Price of imported red onion has decreased by Rs.28.00/kg and the price ranged Rs.400.00-500.00/kg. Price of vedalan red onion and imported big onion has increased by Rs.14.00/kg and Rs.15.00/kg respectively and their prices ranged Rs.460.00-640.00/kg and Rs.230.00-300.00/kg.



Compared to the same period of last year, the current retail prices of imported big onion have increased by 105%.

Potato

Wholesale

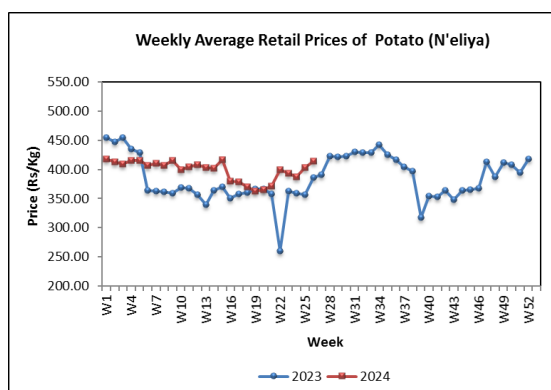
Price of Nuwara Eliya potato has increased by 12% due to unavailability of sufficient stocks and the price ranged Rs.310.00-350.00/kg. Price of imported potato has decreased by 4% due to low demand at the

market and the price ranged Rs.170.00-180.00/kg, respectfully.

Compared to the same period of last year, price of Nuwara Eliya potato has increased by 9% while the price of imported potato has decreased by 15%.

Retail

Price of imported potatoes has decreased by Rs.1.00/kg and the prices ranged Rs.200.00-240.00/kg. Price of Nuwara Eliya potatoes has increased by Rs.12.00/kg and the price ranged Rs.360.00-480.00/kg respectively.



Compared to the same period of last year, the current retail prices of both Nuwara Eliya and imported potatoes have increased in the range of 5%-8%.

Pulses

Wholesale

Price of green gram has decreased by 6% due to availability of sufficient stocks and the price ranged Rs.850.00-900.00/kg. Prices of White and Red cowpea have

decreased by 3% and 1% due to low demand at the market and the price ranged Rs.750.00-850.00/kg and Rs.700.00-800.00/kg. Price of red dhal has increased by 3% due to increased imported cost and the price ranged Rs.285.00-290.00/kg'

Compared to same period of last year prices of all pulses, except green gram, have increased in the range of 4%-25% and the price of green gram has decreased by 2% respectively.

Retail

Price of green gram, white cowpea and red cowpea has decreased by Rs.13.00/kg, Rs.62.00/kg and Rs.48.00/kg respectively and their prices ranged Rs.950.00-1500.00/kg, Rs.850.00-1100/kg and Rs.850.00-1200.00/kg, respectively. Price of red dhal has increased by Rs.2.00/kg and the price ranged Rs.300.00-360.00/kg.

Compared to the same period of last year, the current retail prices of white cowpea, red cowpea and red dhal have increased in the range of 9%-13%.

Vegetable

Wholesale

Prices of most of the vegetables have increased with the decreased supply from most of the major producing areas.

Considering up country vegetables, the highest price increase was reported for

carrot as 37%, followed by beet root as 24% due to decreased supply from Nuwara Eliya area. However, price of raddish has decreased by 22% with the increased supply from Kandy and Puttalam areas, respectively while the price of beans has decreased by 12% with the increased supply from Keppetipola area.

Price of tomato has increased by 4% while the price of capsicum has increased by 29% with the decreased supply from their major producing areas.

Considering low country vegetables, the highest price increase was reported for drumsticks as 91% due to decreased supply from their major producing areas.

Considering low country vegetables, the highest price increase was reported for drumstick as 91% due to decreased supply from Jaffna and Kinniya areas, followed by pumpkin by 31% with the decreased supply from Monaragala, Mahavilachchiya and Rajanganaya areas. Likewise, prices of cucumber and ladies finger have increased by 29% and 8%, respectively. However, prices of brinjal has decreased by 23% due to increased supply from Embilipitiya areas while prices of luffa and snake gourd have decreased by 18% and 20% with the increased supply from Kandy area. With the increased supply from Jaffna area price of green chilies has decreased by 23% and the price of lime has decreased by 1%.

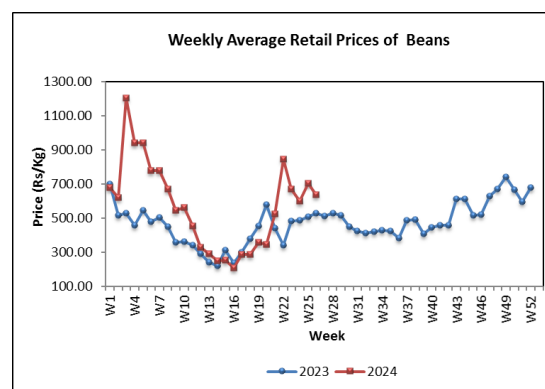
Compared to the same period of last year, prices of most of the vegetables have increased and the highest was reported for lime as 267%, followed by prices of tomato and leeks as 178% and 118%, respectively.

Retail

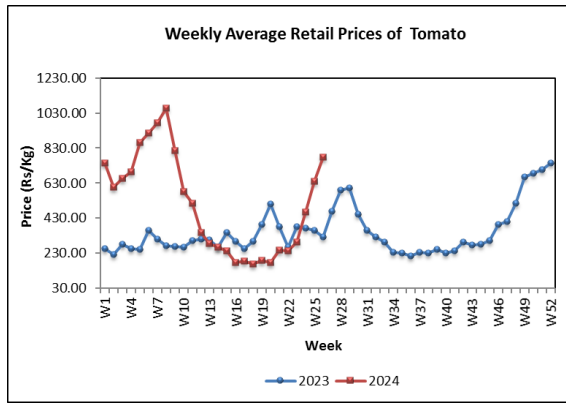
In line with the increased wholesale prices, retail prices of most of the vegetable varieties have also increased.

Considering up country varieties, the highest price increase was reported for carrot as Rs.62.00/kg, followed by beetroot as Rs.43.00/kg. Further, prices of leeks and cabbage have increased by Rs.20.00/kg and Rs.4.00/kg respectively.

However, price of beans has decreased by Rs.69.00/kg.



Prices of capsicum and tomato have increased by Rs.80.00/kg and Rs.136.00/kg, respectively.



Considering low country varieties, the highest price increase was reported for drumstick as Rs.168.00/kg, followed by pumpkin as Rs.37.00/kg. Likewise, prices of cucumber, ladies fingers and ash plantain have increased in the range of Rs.5.00-8.00/kg.

However, prices of snake gourd, luffa and brinjal have decreased by Rs.72.00/kg, Rs.47.00/kg and Rs.40.00/kg, respectively.

Further, price of green chilies has decreased by Rs.34.00/kg and the price of lime has decreased by Rs.83.00/kg.

Compared to the same period of last year, prices of most of the varieties have increased and the highest was reported for lime as 199%.

Coconut

Wholesale

Prices of both large and small nuts have decreased by 2%. Price ranges were Rs.95.00-100.00 for a large nut and Rs.80.00-85.00 for a small nut.

Compared to the same period of last year, prices of large and small nuts have increased by 1% and 5% respectively.

Retail

Prices of large and small nuts have increased by Rs.7.00/nut and Rs.6.00/nut, respectively. Prices ranged Rs.100.00-130.00 for a large nut and Rs.85.00-100.00 for a small nut.

Compared to the same period of last year, prices of a large and small nut have increased by 5% and 2% respectively.

Fruits

Wholesale

Prices of most of the fruit varieties have increased due to limited availability of sufficient stocks and the quality of the fruit stocks. The highest price increase was reported as 34% for papaw due to availability of limited and quality stocks. Prices of slime apple has increased by 18% with limited availability of stocks. In addition, prices of king coconut have increased by 10%, while the prices of all banana varieties have increased in the range of 3%-17% with limited supply. Further, price of all sizes of pineapple has increased in the range of 7%-10% with availability of quality stocks. Prices of

orange has increased by 4% while prices of passion fruit have increased by 7% with limited supply. Prices of betti mango and kohu mango have increased in the range of 1%-8% with availability of raw fruit stocks.

However, prices of avocado have decreased by 14% with availability of stocks. Further, prices of imported grapes have decreased by 11% due to availability of Chinese stocks, while the price of karthakolomban mango has decreased by 11% with availability of ripe fruit stocks. Prices of wood apple have decreased by 7% with availability of low-quality stocks. Prices of vilad mango have not changed.

Compared to the same period of last year, prices of most of the fruit varieties have increased while the highest price increase of 148% was reported for passion fruit.

Retail

In line with increased wholesale prices, retail prices of most of the fruits have increased. The highest price increase of Rs.62.00/kg was reported for kolikuttu banana. The price of wood apple has increased by Rs.43.00/fruit. Price of papaw has increased by Rs.34.00/kg. Further, price of ambul banana has increased by Rs.20.00/kg and the price of seeni banana has increased by Rs.11.00/kg. Prices of all

sizes of pineapple have increased by Rs.3.00-16.00/fruit due to limited supply. Price of passion fruit has increased by Rs.10.00/fruit.

However, a price decrease of Rs.22.00/kg was reported for imported grapes while the price of mango vilad has decreased by Rs.8.00/fruit.

Compared to the same period of last year, retail prices of most of fruit have increased and the highest price increase of 94% was reported for passion fruit.

Fresh Fish

Wholesale

Wholesale prices of most of the fresh fish types have decreased due to increase in wholesale supply compared to demand. The highest price decrease of 19% was noted for balaya due to high supply from Beruwala, Valachchenai and Trincomalee areas, and the price ranged Rs.600.00-700.00/kg. A price decrease of 15% was noted for kelawalla due to high supply from Galle, Mirissa and Beruwala areas, and the price ranged between Rs.1,200.00-1,350.00/kg. Likewise, a price decrease of 10% was noted for thora due to high supply from Northern areas, and the price ranged Rs.1,750.00-2000.00/kg. In addition,

Weekly Food Commodities Bulletin

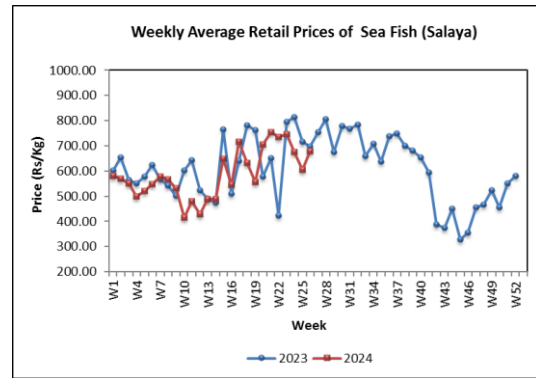
prices of shrimps and thalpath have decreased by 6% and 3%, respectively.

However, a price increase of 18% was noted for salaya due to low supply from Valachchenai, Mannar and Trincomalee areas, and the price ranged Rs.450.00-600.00/kg. Likewise, a price increase of 7% was noted for Mora due to low supply from Northern areas, and the price ranged Rs.1,000.00-1,100.00/kg. Also, the wholesale prices of paraw and hurulla have increased by 1%-3% respectively.

Compared to the same period of last year current wholesale prices of all of the fresh fish types except salaya have decreased in the range of 3% - 40% and the highest price decrease was noted for balaya.

Retail

With the decrease of wholesale prices, the retail prices of all fishes had decreased except salaya and mora. Abundant supply caused this situation. The highest price decrease for balaya by 163.00/kg was reported and followed by thora by Rs.140.00/kg. The price range of other varieties of fish was reported as Rs.25.00-82.00/kg.



Compared to the same period of last year, the price range of all varieties of fishes has decreased in the range of 3%-41%.

Dried Fish

Wholesale

Due to increase of local dried fish supply, prices of most of the local and imported dried fish types have decreased. The highest price decrease of 10% was noted for local salaya due to high supply from Mannar, Chilaw and Puttlam areas, and the price ranged between Rs.450.00-550.00/kg. A price decrease of 6% was noted for local balaya due to high supply from Negombo and Beruwala areas, and the price ranged Rs.1,000.00-1,100.00/kg. Likewise, a price decrease of 4% was noted for imported anguluwa due to high supply from Oman and Pakistan and the price ranged Rs.1,400.00-1,500.00/kg. In addition, price of local maduwa and imported kattawa have decreased by 1%.

However, a price increase of 8% was noted for local sprats due to low supply from Trincomalee, Mannar and Mullaitivu areas, and the price ranged Rs1,700.00-1,850.00/kg. Likewise, a price increase of 5% was noted for imported sprats due to low supply from Iran and Thailand, and the price ranged Rs.850.00-950.00/kg. In addition, price of local mora has increased by 1%.

Compared to the same period of last year current wholesale prices of most of the dried fish types have decreased in the range of 6%-37% and the highest price decrease was reported for local balaya.

Retail

In line with increased wholesale prices, retail prices of all types of dried fish except kattawa, balaya, anguluwa and salaya have increased due to decreased supply. The highest price decrease was reported for kattawa by Rs.65.00/kg, followed by Rs.89.00/kg for local sprats and Rs.147.00 for imported sprats. The price of mora varieties has increased by Rs.43.00/kg. The remaining type have decreased in the range of Rs.2.00-65.00/kg.

Compared to the same period of last year, prices of most types of dried fish have decreased in the range of 4%-21% and the

highest price decrease was reported for kattawa.

Eggs

Wholesale

The price of Brown egg has increased by 8% and the price of white egg has increased by 7% and their prices ranged Rs.54.00-55.00/egg and Rs.52.00-53.00/egg respectively.

Compared to the same period of last year, price of Brown egg has increased by 1% and the price of white egg has decreased by 1% respectively.

Retail

The price range of white egg was reported as Rs.53.00-55.00 and the price range of a brown egg was reported as Rs.55.00-58.00 and average price of brown and white egg was reported as Rs.56.00 and Rs.54.00.

Compared to the same period of last year, both types of eggs can be found in the market though white eggs have reported a slight decrease in price of about 1%.

Meat

Retail

Price of skinless curry chicken has decreased by Rs.14.00/kg and broiler chicken has decreased by Rs.56.00/kg and also the price of pork has decreased by Rs.10.00/kg.

However, price of beef has increased by 36.00/kg. Price of mutton has increased by Rs.33.00/kg.

Compared to the same period of last year, most types of meat have decreased in the range of 20%-25% with the highest price decrease was reported for skinless curry chicken.

EXPLANATORY NOTE

The Food Commodities Bulletin is a weekly publication containing information relating to wholesale and retail prices of selected food commodities in nine selected markets in and around Colombo and main markets in the major producing areas.

The information is analyzed and presented as prevailing prices, price ranges, averages, and a comparison of weekly prices. The changes in prices reported are always with price prevailed during the previous week unless otherwise stated.

The frequency of collection of wholesale price information is twice a week (i.e., Tuesday and Friday) while with retail prices, it is thrice a week (i.e., Friday, Monday, and Tuesday).

Table 01: Selected Markets: Wholesale Price of Rice (Rs/50kg bag)

Week 26: 21 - 27 June 2024

LOCATIONS	Rice Varieties													
	Samba 1		Samba 2		Keeri Samba		Nadu 1		Nadu 2		Raw Red		Raw White	
Colombo	11750	12000	11400	11500	14500	15750	10500	10750	10250	10350	9500	10000	10000	10500
Divulapitiya	-	-	-	-	-	-	-	-	-	-	-	-	-	-
Kurunegala	12000	12500	11450	11500	17000	17500	10900	11000	10150	10350	8750	9000	9750	10000
Nikaweratiya	-	-	-	-	-	-	-	-	-	-	-	-	-	-
Badulla	-	-	11500	11500	-	-	10750	11000	-	-	9500	9500	9750	9900
Puttalam	-	-	-	-	-	-	-	-	-	-	-	-	-	-
Dambulla	13000	13250	11250	11500	-	-	10750	10800	10000	10500	9500	9750	9500	9750
Anuradhapura	12500	13000	11500	11600	17000	17500	10750	10850	10250	10350	9750	10250	10250	10350
Tambuttegama	-	-	-	-	-	-	-	-	-	-	-	-	-	-
Polonnaruwa	-	-	-	-	-	-	-	-	-	-	-	-	-	-
Kalutara	-	-	11500	11750	15500	15750	-	-	10350	10500	10000	10250	10250	10500
Ampara	-	-	-	-	-	-	-	-	-	-	-	-	-	-
Kandy	12000	12250	11500	11750	15500	16000	10500	10850	10000	10250	9000	9250	10000	10500
Moneragala	12500	12750	-	-	17000	17500	10500	10850	-	-	8750	9000	9500	9750
Kegalle	-	-	-	-	-	-	-	-	-	-	-	-	-	-
Dehiattakandiya	12500	12750	-	-	16250	17000	10500	10900	10400	10400	9000	10250	9500	10250
Hambantota	-	-	-	-	-	-	-	-	-	-	-	-	-	-
Matara	-	-	-	-	-	-	10600	10800	-	-	9300	9450	10000	10250
Galle	-	-	-	-	-	-	10750	10900	-	-	9000	9500	10250	10400
Meegoda	11900	12000	11400	11700	15150	15750	10500	10750	10350	10400	9250	9500	9750	10000
Tissamaharama	-	-	-	-	-	-	-	-	-	-	-	-	-	-
Embilipitiya	-	-	-	-	-	-	-	-	-	-	-	-	-	-
Jaffna	12000	12100	-	-	17000	17100	10500	10500	10250	10250	8750	9000	10000	10250
Vavuniya	11700	12000	-	-	16500	16900	10500	10750	10000	10250	9250	9500	10500	10750
Mannar	11750	12000	-	-	15750	16250	10500	10750	10200	10400	9400	9500	10250	10500
Killinochchi	11700	12000	-	-	16500	16750	10500	10750	10000	10250	9250	9500	10500	10750
Mullattivu	-	-	-	-	16750	17250	-	-	-	-	8750	9000	10500	10750
Batticaloa	11850	11950	-	-	16450	16750	10500	10700	10100	10250	9350	9400	10500	10600
Trincomalee	11850	12200	-	-	16750	17000	10700	10800	10100	10250	9250	9400	10500	10700
Galenbindunuwewa	11850	12500	11500	11500	16750	17500	10750	10850	-	-	10250	10350	10000	10250
Matale	12500	12750	11400	11500	16000	16500	10750	10900	10250	10500	9250	9750	9600	10000

Table 02: Selected Markets: Retail Price of Rice (Rs/kg)

Week 26: 21 - 27 June 2024

LOCATIONS	Rice Varieties													
	Samba 1		Samba 2		Keeri Samba		Nadu 1		Nadu 2		Raw Red		Raw White	
Colombo	230.00	270.00	-	-	340.00	390.00	220.00	230.00	-	-	200.00	220.00	210.00	220.00
Gampaha	-	-	-	-	-	-	-	-	-	-	-	-	-	-
Kurunegala	250.00	260.00	240.00	240.00	360.00	360.00	220.00	220.00	200.00	210.00	200.00	210.00	210.00	210.00
Nikaweratiya	-	-	-	-	-	-	-	-	-	-	-	-	-	-
Dambulla	265.00	270.00	235.00	240.00	355.00	360.00	218.00	220.00	213.00	215.00	200.00	205.00	200.00	210.00
Anuradhapura	260.00	270.00	230.00	235.00	350.00	360.00	220.00	220.00	210.00	210.00	200.00	210.00	210.00	210.00
Thambuththegama	-	-	-	-	-	-	-	-	-	-	-	-	-	-
Polonnaruwa	-	-	-	-	-	-	-	-	-	-	-	-	-	-
Kaluthara	250.00	255.00	-	-	345.00	355.00	220.00	225.00	-	-	210.00	215.00	213.00	218.00
Badulla	280.00	280.00	-	-	-	-	215.00	220.00	-	-	190.00	195.00	205.00	210.00
Keppetipola	275.00	280.00	235.00	240.00	340.00	350.00	220.00	224.00	208.00	210.00	190.00	195.00	205.00	210.00
Moneragala	260.00	270.00	230.00	230.00	350.00	360.00	220.00	220.00	-	-	185.00	185.00	200.00	200.00
Kegalle	270.00	275.00	-	-	350.00	360.00	220.00	220.00	205.00	215.00	210.00	210.00	210.00	210.00
Ampara	-	-	-	-	-	-	-	-	-	-	-	-	-	-
Dehiattakandiya	260.00	265.00	-	-	335.00	350.00	218.00	220.00	210.00	210.00	190.00	210.00	200.00	210.00
Nuwaraeliya	270.00	280.00	235.00	240.00	340.00	345.00	220.00	225.00	212.00	215.00	195.00	200.00	205.00	210.00
Kandy	260.00	270.00	-	-	340.00	350.00	220.00	225.00	210.00	215.00	195.00	200.00	210.00	215.00
Puttalam	-	-	-	-	-	-	-	-	-	-	-	-	-	-
Hambantota	-	-	-	-	-	-	-	-	-	-	-	-	-	-
Rathnapura	240.00	270.00	-	-	340.00	370.00	215.00	225.00	210.00	214.00	195.00	200.00	205.00	220.00
Matara	260.00	260.00	-	-	360.00	375.00	220.00	220.00	-	-	190.00	195.00	205.00	210.00
Galle	270.00	270.00	-	-	350.00	360.00	220.00	220.00	-	-	185.00	200.00	210.00	210.00
Tissamaharama	-	-	-	-	-	-	-	-	-	-	-	-	-	-
Meegoda (DEC)	240.00	250.00	-	-	-	-	215.00	220.00	210.00	210.00	190.00	200.00	200.00	210.00
Embilipitiya	240.00	250.00	-	-	335.00	345.00	215.00	220.00	200.00	205.00	186.00	190.00	200.00	210.00
Jaffna	245.00	250.00	-	-	345.00	350.00	220.00	225.00	200.00	210.00	190.00	200.00	210.00	220.00
Vavuniya	245.00	250.00	-	-	340.00	345.00	220.00	225.00	210.00	215.00	195.00	200.00	216.00	225.00
Mannar	245.00	250.00	-	-	340.00	360.00	220.00	230.00	215.00	215.00	195.00	200.00	215.00	220.00
Killinochchi	245.00	250.00	-	-	340.00	345.00	220.00	225.00	210.00	215.00	195.00	200.00	220.00	225.00
Mullaittivu	-	-	-	-	340.00	350.00	-	-	200.00	200.00	185.00	185.00	215.00	222.00
Batticaloa	245.00	250.00	-	-	340.00	345.00	220.00	225.00	210.00	215.00	195.00	200.00	220.00	225.00
Trincomalee	248.00	254.00	-	-	346.00	350.00	220.00	225.00	210.00	215.00	196.00	200.00	220.00	224.00
Hanguranketha	-	-	-	-	-	-	-	-	-	-	-	-	-	-
Veyangoda	-	-	-	-	-	-	-	-	-	-	-	-	-	-
Galenbindunuwewa	240.00	260.00	230.00	235.00	340.00	360.00	218.00	220.00	-	-	210.00	210.00	205.00	210.00
Bandarawela	-	-	-	-	340.00	350.00	220.00	225.00	-	-	195.00	200.00	205.00	210.00
Matale	255.00	265.00	230.00	235.00	335.00	340.00	218.00	220.00	208.00	212.00	200.00	203.00	200.00	205.00

Table 04: Selected Markets: Wholesale Price of Subsidiary Food (Rs/50kg)

Week 26: 21 - 27 June 2024

LOCATION	Dried Chillies		Red Onion		Big Onion	Potato			Pulses		
	Imported		Imported	Local		Imported	Welimada	Nuwara Eliya	Green Gram	Cowpea	Red Dhal
Colombo	35000 - 40000	17500 - 19000	19000 - 21000	9000 - 11500	8500 - 9000	-	15500 - 17500	42500 - 45000	37500 - 42500	14250 - 14500	
Kurunegala	35000 - 39500	19000 - 20500	-	10500 - 11750	9500 - 9500	-	-	41250 - 47500	40750 - 42500	14250 - 14750	
Nikaweratiya	-	-	-	-	-	-	-	-	-	-	
Dehiattakandiya	40000 - 42500	20000 - 22500	-	10000 - 12500	9500 - 11000	-	19000 - 19000	45000 - 50000	-	14750 - 15000	
Dambulla (DEC)	37500 - 38000	17000 - 19500	17000 - 17500	9500 - 11500	8250 - 9000	-	14500 - 15000	40000 - 45000	34000 - 37500	14100 - 14150	
Anuradhapura	39000 - 42500	18000 - 20000	21000 - 24000	10500 - 12500	9500 - 10500	-	-	52500 - 55000	37500 - 42500	14500 - 15000	
Thambuththegama	-	-	-	-	-	-	-	-	-	-	
Polonnaruwa	-	-	-	-	-	-	-	-	-	-	
Kaluthara	39000 - 41000	19000 - 20000	-	9750 - 10250	8750 - 9250	-	16000 - 16500	45000 - 46000	39000 - 40000	14400 - 14650	
Puttalam	-	-	-	-	-	-	-	-	-	-	
Kandy	38500 - 40000	18500 - 20000	20000 - 21000	10000 - 12250	9250 - 9750	-	16000 - 16500	47500 - 50000	42500 - 43500	14500 - 14750	
Matara	39000 - 41500	20500 - 22000	-	11250 - 12000	10000 - 10750	-	-	45000 - 52500	44000 - 45000	14250 - 14750	
Hambantota	-	-	-	-	-	-	-	-	-	-	
Kegalle	38000 - 38200	18950 - 19300	-	10450 - 10600	9000 - 9350	-	16000 - 16250	46500 - 47000	44500 - 45000	14500 - 15500	
Galle	38000 - 41000	-	20500 - 22500	9750 - 11500	9500 - 10500	-	-	-	42500 - 46000	14000 - 15500	
Tissamaharama	-	-	-	-	-	-	-	-	-	-	
Meegoda (DEC)	37500 - 39000	19000 - 20000	-	9250 - 11500	8750 - 9000	-	16500 - 17500	47500 - 56000	40000 - 44000	14100 - 14500	
Jaffna	36000 - 36500	-	15750 - 16500	12500 - 13000	10000 - 10500	-	18500 - 19250	46000 - 46500	-	14750 - 15000	
Vavuniya	37000 - 38500	-	-	12000 - 12500	9500 - 10000	-	17000 - 18000	45000 - 50000	-	14500 - 15000	
Mannar	41000 - 42000	17500 - 18000	-	10500 - 12000	9500 - 9750	-	-	45000 - 47500	-	14500 - 14750	
Killinochchi	37000 - 38500	-	25000 - 26000	12000 - 13000	9500 - 10000	-	17000 - 18000	45000 - 47500	-	14500 - 15000	
Mullattivu	40000 - 41500	-	-	11000 - 11500	9500 - 10500	-	-	49000 - 51500	-	14250 - 14750	
Batticaloa	38000 - 38750	-	26250 - 26500	13000 - 13400	10500 - 11000	-	17500 - 18000	45250 - 46500	47000 - 47750	14500 - 14800	
Trincomalee	38000 - 39000	-	-	-	-	-	-	45000 - 47500	-	14750 - 15000	
Galenbindunuwewa	41000 - 42000	18500 - 18500	-	10000 - 12500	10000 - 10500	-	-	45000 - 50000	37500 - 43500	14250 - 15000	
Matale	37500 - 42500	19000 - 20000	-	11000 - 11500	9000 - 9250	-	-	42500 - 45000	41000 - 42500	14250 - 14500	

Table 05: Selected Markets: Retail Price of Subsidiary Food Crops (Rs/kg)

Week 26: 21 - 27 June 2024

LOCATIONS	Dried Chillies		Red Onion		Big Onion	Potato			Pulses		
	Imported		Imported	Local		Imported	Welimada	Nuwara Eliya	Green Gram	Cowpea	Red Dhal
Colombo	800.00 - 1200.00		400.00 - 500.00	460.00 - 640.00	230.00 - 300.00	200.00 - 240.00	-	360.00 - 480.00	950.00 - 1500.00	850.00 - 1100.00	300.00 - 360.00
Gampaha	-		-	-	-	-	-	-	-	-	-
Kurunegala	800.00 - 900.00		440.00 - 520.00	-	260.00 - 280.00	220.00 - 240.00	-	360.00 - 400.00	1000.00 - 1200.00	950.00 - 1000.00	320.00 - 350.00
Nikaweratiya	-		-	-	-	-	-	-	-	-	-
Dambulla	850.00 - 900.00		480.00 - 500.00	460.00 - 480.00	240.00 - 260.00	200.00 - 220.00	-	360.00 - 380.00	950.00 - 1100.00	900.00 - 950.00	290.00 - 300.00
Anuradhapura	800.00 - 900.00		360.00 - 400.00	480.00 - 560.00	230.00 - 280.00	220.00 - 240.00	-	-	1100.00 - 1200.00	800.00 - 900.00	295.00 - 320.00
Thambuthhegama	-		-	-	-	-	-	-	-	-	-
Polonnaruwa	-		-	-	-	-	-	-	-	-	-
Kaluthara	940.00 - 980.00		480.00 - 520.00	-	260.00 - 280.00	230.00 - 240.00	-	440.00 - 460.00	1140.00 - 1200.00	920.00 - 960.00	300.00 - 310.00
Badulla	850.00 - 900.00		520.00 - 560.00	-	250.00 - 280.00	240.00 - 240.00	-	440.00 - 480.00	980.00 - 1000.00	900.00 - 900.00	310.00 - 320.00
Keppetipola	860.00 - 900.00		430.00 - 450.00	460.00 - 480.00	250.00 - 270.00	220.00 - 240.00	380.00 - 400.00	-	1200.00 - 1250.00	900.00 - 950.00	300.00 - 315.00
Moneragala	800.00 - 900.00		480.00 - 560.00	-	230.00 - 280.00	220.00 - 240.00	-	440.00 - 480.00	1000.00 - 1200.00	800.00 - 900.00	300.00 - 320.00
Kegalle	850.00 - 880.00		400.00 - 440.00	-	250.00 - 280.00	240.00 - 250.00	-	380.00 - 400.00	950.00 - 1050.00	880.00 - 950.00	290.00 - 330.00
Ampara	-		-	-	-	-	-	-	-	-	-
Dehiattakandiya	900.00 - 1000.00		440.00 - 480.00	-	220.00 - 265.00	220.00 - 250.00	-	400.00 - 400.00	950.00 - 1100.00	850.00 - 850.00	300.00 - 340.00
Nuwaraeliya	900.00 - 960.00		420.00 - 430.00	440.00 - 450.00	250.00 - 260.00	250.00 - 260.00	-	400.00 - 420.00	1180.00 - 1200.00	940.00 - 960.00	295.00 - 305.00
Kandy	820.00 - 920.00		540.00 - 560.00	-	260.00 - 280.00	230.00 - 240.00	-	380.00 - 400.00	1100.00 - 1200.00	880.00 - 900.00	300.00 - 320.00
Puttalam	-		-	-	-	-	-	-	-	-	-
Rathnapura	1100.00 - 1100.00		440.00 - 520.00	-	260.00 - 280.00	250.00 - 260.00	-	400.00 - 410.00	1100.00 - 1200.00	900.00 - 1000.00	310.00 - 320.00
Hambantota	-		-	-	-	-	-	-	-	-	-
Matara	850.00 - 900.00		450.00 - 500.00	-	250.00 - 260.00	230.00 - 240.00	-	-	1000.00 - 1200.00	900.00 - 1000.00	300.00 - 330.00
Galle	800.00 - 950.00		480.00 - 560.00	-	240.00 - 280.00	200.00 - 240.00	-	380.00 - 420.00	1200.00 - 1400.00	950.00 - 1000.00	295.00 - 320.00
Tissamaharama	-		-	-	-	-	-	-	-	-	-
Meegoda (DEC)	800.00 - 850.00		450.00 - 520.00	-	240.00 - 280.00	200.00 - 240.00	-	380.00 - 400.00	1000.00 - 1200.00	850.00 - 960.00	300.00 - 320.00
Embilipitiya	880.00 - 960.00		-	480.00 - 520.00	245.00 - 280.00	210.00 - 240.00	-	380.00 - 400.00	950.00 - 1050.00	950.00 - 1020.00	290.00 - 330.00
Jaffna	800.00 - 840.00		-	350.00 - 370.00	290.00 - 300.00	220.00 - 230.00	-	390.00 - 430.00	950.00 - 1050.00	-	310.00 - 320.00
Vavuniya	800.00 - 900.00		-	-	260.00 - 300.00	240.00 - 250.00	-	380.00 - 420.00	1000.00 - 1060.00	-	315.00 - 320.00
Mannar	900.00 - 950.00		-	580.00 - 600.00	230.00 - 280.00	220.00 - 230.00	-	-	1100.00 - 1200.00	-	310.00 - 330.00
Killinochchi	800.00 - 850.00		-	580.00 - 620.00	280.00 - 310.00	230.00 - 250.00	-	380.00 - 420.00	1000.00 - 1050.00	-	310.00 - 320.00
Mullaittivu	820.00 - 850.00		-	-	-	200.00 - 220.00	-	-	1000.00 - 1050.00	-	290.00 - 300.00
Batticaloa	800.00 - 840.00		-	580.00 - 600.00	300.00 - 320.00	240.00 - 250.00	-	400.00 - 420.00	960.00 - 1000.00	950.00 - 980.00	310.00 - 315.00
Trincomalee	860.00 - 900.00		360.00 - 400.00	500.00 - 540.00	280.00 - 300.00	220.00 - 240.00	-	-	1000.00 - 1050.00	-	310.00 - 315.00
Hanguranketha	-		-	-	-	-	-	-	-	-	-
Veyangoda	-		-	-	-	-	-	-	-	-	-
Galenbindunuwewa	840.00 - 900.00		-	-	220.00 - 270.00	220.00 - 230.00	-	-	950.00 - 1050.00	800.00 - 900.00	290.00 - 320.00
Bandarawela	850.00 - 900.00		480.00 - 500.00	-	250.00 - 260.00	220.00 - 240.00	400.00 - 420.00	-	1080.00 - 1100.00	900.00 - 900.00	340.00 - 350.00
Matale	830.00 - 950.00		440.00 - 520.00	-	250.00 - 300.00	200.00 - 240.00	-	-	950.00 - 1000.00	840.00 - 1000.00	295.00 - 300.00

Table 06: Selected Markets: Wholesale Price of Vegetables(Rs/kg)

Week 26: 21 - 27 June 2024

Locations	Butter Beans	Green Beans	Carrot	Leeks	Beetroot	Knolkhol
Colombo	-	400.00 - 550.00	400.00 - 450.00	450.00 - 550.00	500.00 - 650.00	250.00 - 300.00
Meegoda (DEC)	-	430.00 - 530.00	400.00 - 480.00	480.00 - 530.00	-	360.00 - 450.00
Dambulla (DEC)	-	400.00 - 450.00	380.00 - 450.00	550.00 - 600.00	500.00 - 650.00	260.00 - 300.00
Keppetipola (DEC)	-	450.00 - 480.00	280.00 - 320.00	400.00 - 450.00	450.00 - 480.00	250.00 - 300.00
Norochchole (DEC)	-	-	-	-	-	-
Nuwara Eliya	-	440.00 - 480.00	410.00 - 420.00	460.00 - 470.00	460.00 - 480.00	280.00 - 320.00
Kandy	-	500.00 - 550.00	380.00 - 420.00	530.00 - 550.00	500.00 - 550.00	250.00 - 280.00
Hambantota	-	-	-	-	-	-
Thambuththegama (DEC)	-	-	-	-	-	-
Jaffna	-	550.00 - 570.00	410.00 - 430.00	540.00 - 570.00	650.00 - 670.00	-
Bandarawela	-	400.00 - 440.00	420.00 - 440.00	400.00 - 450.00	580.00 - 600.00	-
Veyangoda	-	-	-	-	-	-

Locations	Raddish	Cabbage	Tomato	Ladies Fingers	Brinjal	Capsicum
Colombo	100.00 - 200.00	120.00 - 200.00	400.00 - 600.00	120.00 - 130.00	200.00 - 350.00	600.00 - 650.00
Meegoda (DEC)	130.00 - 170.00	220.00 - 260.00	500.00 - 580.00	150.00 - 200.00	280.00 - 330.00	680.00 - 730.00
Moneragala	100.00 - 150.00	250.00 - 290.00	480.00 - 500.00	170.00 - 200.00	200.00 - 280.00	600.00 - 700.00
Dambulla (DEC)	120.00 - 150.00	160.00 - 200.00	380.00 - 420.00	130.00 - 150.00	200.00 - 230.00	600.00 - 630.00
Keppetipola (DEC)	100.00 - 120.00	130.00 - 150.00	450.00 - 500.00	140.00 - 150.00	250.00 - 300.00	630.00 - 650.00
Norochchole (DEC)	-	-	-	-	-	-
Nuwara Eliya	150.00 - 180.00	180.00 - 200.00	460.00 - 500.00	150.00 - 160.00	380.00 - 400.00	660.00 - 700.00
Kandy	130.00 - 150.00	150.00 - 200.00	500.00 - 520.00	150.00 - 170.00	250.00 - 300.00	600.00 - 650.00
Hambantota	-	-	-	-	-	-
Thambuththegama (DEC)	-	-	-	-	-	-
Tissamaharama	-	-	-	-	-	-
Jaffna	300.00 - 320.00	540.00 - 560.00	720.00 - 760.00	210.00 - 230.00	350.00 - 370.00	450.00 - 470.00
Bandarawela	100.00 - 120.00	150.00 - 180.00	400.00 - 450.00	-	250.00 - 300.00	650.00 - 700.00
Veyangoda	-	-	-	-	-	-

Locations	Pumpkin	Cucumber	Bitter Gourd	Snake Gourd	Drumstick	Luffa
Colombo	150.00 - 180.00	100.00 - 120.00	550.00 - 600.00	200.00 - 260.00	700.00 - 1000.00	180.00 - 250.00
Meegoda (DEC)	160.00 - 180.00	80.00 - 120.00	680.00 - 730.00	300.00 - 350.00	-	200.00 - 300.00
Moneragala	150.00 - 160.00	160.00 - 180.00	580.00 - 600.00	250.00 - 350.00	-	350.00 - 420.00
Dambulla (DEC)	150.00 - 170.00	50.00 - 60.00	400.00 - 450.00	120.00 - 140.00	-	180.00 - 200.00
Keppetipola (DEC)	160.00 - 170.00	100.00 - 120.00	480.00 - 520.00	220.00 - 230.00	-	250.00 - 260.00
Norochchole (DEC)	-	-	-	-	-	-
Nuwara Eliya	160.00 - 170.00	100.00 - 120.00	520.00 - 550.00	240.00 - 260.00	-	260.00 - 280.00
Kandy	170.00 - 180.00	80.00 - 100.00	450.00 - 500.00	180.00 - 200.00	-	180.00 - 200.00
Hambantota	-	-	-	-	-	-
Thambuththegama (DEC)	-	-	-	-	-	-
Tissamaharama	-	-	-	-	-	-
Jaffna	120.00 - 140.00	120.00 - 140.00	900.00 - 930.00	300.00 - 320.00	540.00 - 580.00	-
Bandarawela	150.00 - 170.00	120.00 - 140.00	-	-	-	-
Veyangoda	-	-	-	-	-	-

Table 06 (Contd.)

	Long Beans	Ash Plantain	Green Chillies	Lime	Sweet Potatoe	Manioc
Colombo	200.00 - 300.00	150.00 - 200.00	150.00 - 200.00	1000.00 - 1100.00	150.00 - 170.00	80.00 - 100.00
Meegoda (DEC)	220.00 - 300.00	230.00 - 280.00	250.00 - 330.00	1050.00 - 1200.00	130.00 - 160.00	100.00 - 120.00
Moneragala	250.00 - 300.00	80.00 - 100.00	300.00 - 350.00	950.00 - 1050.00	160.00 - 180.00	80.00 - 100.00
Dambulla (DEC)	140.00 - 200.00	180.00 - 220.00	100.00 - 150.00	950.00 - 1000.00	130.00 - 160.00	80.00 - 100.00
Keppetipola (DEC)	230.00 - 250.00	180.00 - 190.00	250.00 - 300.00	1000.00 - 1100.00	150.00 - 180.00	120.00 - 130.00
Norochchole (DEC)	-	-	-	-	-	-
Nuwara Eliya	250.00 - 260.00	190.00 - 200.00	240.00 - 260.00	1100.00 - 1200.00	160.00 - 180.00	110.00 - 120.00
Kandy	230.00 - 250.00	150.00 - 200.00	250.00 - 300.00	1050.00 - 1100.00	150.00 - 180.00	90.00 - 100.00
Hambantota	-	-	-	-	-	-
Thambuththegama (DEC)	-	-	-	-	-	-
Tissamaharama	-	-	-	-	-	-
Jaffna	450.00 - 490.00	200.00 - 220.00	100.00 - 130.00	840.00 - 860.00	200.00 - 230.00	100.00 - 130.00
Bandarawela	-	-	240.00 - 250.00	-	160.00 - 180.00	100.00 - 110.00
Veyangoda	-	-	-	-	-	-

Locations	Leafy Vegetables (Rs/bundle)			Coconut (Rs/nut)	
	Mukunuwenna	Kankun	Gotukola	Large	Small
Colombo	30.00 - 45.00	30.00 - 45.00	300.00 - 320.00	95.00 - 100.00	80.00 - 85.00
Meegoda (DEC)	50.00 - 50.00	50.00 - 50.00	210.00 - 240.00	100.00 - 105.00	85.00 - 90.00
Norochchole (DEC)	-	-	-	-	-
Nuwara Eliya	-	-	-	-	-
Dambulla (DEC)	25.00 - 30.00	25.00 - 30.00	125.00 - 150.00	80.00 - 90.00	70.00 - 75.00
Kandy	40.00 - 45.00	45.00 - 50.00	230.00 - 240.00	95.00 - 105.00	80.00 - 82.00
Hambantota	-	-	-	-	-
Thambuththegama (DEC)	-	-	-	-	-
Tissamaharama	-	-	-	-	-
Jaffna	70.00 - 80.00	40.00 - 45.00	120.00 - 125.00	80.00 - 88.00	50.00 - 55.00
Bandarawela	-	-	-	-	-
Veyangoda	-	-	-	-	-

Colombo, Meegoda, Norochchole, Jaffna, Dambulla and Kandy - Gotukola Price Rs/Kg

Table 07: Selected Markets: Retail Price of Vegetables (Rs/kg)

Week 26: 21 - 27 June 2024

LOCATIONS	Up Country Varieties									
	Butter Beans	Green Beans	Carrot	Leeks	Beetroot	Knol Khol	Raddish	Cabbage	Tomato	
Colombo	-	500.00 - 800.00	450.00 - 640.00	550.00 - 800.00	600.00 - 900.00	300.00 - 600.00	200.00 - 400.00	240.00 - 400.00	600.00 - 1000.00	
Gampaha	-	-	-	-	-	-	-	-	-	
Kurunegala	-	680.00 - 740.00	650.00 - 720.00	700.00 - 800.00	800.00 - 900.00	460.00 - 480.00	280.00 - 340.00	360.00 - 400.00	620.00 - 700.00	
Nikaweratiya	-	-	-	-	-	-	-	-	-	
Dambulla	-	680.00 - 700.00	560.00 - 600.00	700.00 - 800.00	700.00 - 780.00	480.00 - 540.00	280.00 - 300.00	360.00 - 400.00	660.00 - 700.00	
Anuradhapura	-	680.00 - 800.00	600.00 - 720.00	760.00 - 800.00	760.00 - 860.00	-	280.00 - 360.00	320.00 - 400.00	700.00 - 800.00	
Thambuththegama	-	-	-	-	-	-	-	-	-	
Polonnaruwa	-	-	-	-	-	-	-	-	-	
Kaluthara	-	680.00 - 720.00	-	720.00 - 760.00	660.00 - 700.00	340.00 - 380.00	220.00 - 260.00	260.00 - 300.00	660.00 - 700.00	
Badulla	-	550.00 - 600.00	700.00 - 800.00	700.00 - 800.00	700.00 - 800.00	-	-	320.00 - 340.00	500.00 - 800.00	
Keppetipola	-	560.00 - 580.00	380.00 - 400.00	540.00 - 560.00	540.00 - 560.00	350.00 - 360.00	180.00 - 200.00	220.00 - 240.00	560.00 - 580.00	
Moneragala	-	600.00 - 800.00	600.00 - 720.00	720.00 - 800.00	720.00 - 800.00	-	240.00 - 320.00	400.00 - 440.00	600.00 - 720.00	
Kegalle	-	560.00 - 600.00	600.00 - 640.00	680.00 - 720.00	760.00 - 800.00	560.00 - 600.00	280.00 - 320.00	360.00 - 400.00	680.00 - 720.00	
Ampara	-	-	-	-	-	-	-	-	-	
Dehiattakandiya	-	720.00 - 800.00	600.00 - 800.00	800.00 - 800.00	600.00 - 600.00	400.00 - 400.00	300.00 - 340.00	320.00 - 320.00	600.00 - 800.00	
Nuwaraeliya	-	680.00 - 700.00	500.00 - 520.00	560.00 - 580.00	580.00 - 600.00	380.00 - 400.00	250.00 - 260.00	280.00 - 300.00	580.00 - 600.00	
Kandy	-	750.00 - 800.00	550.00 - 600.00	600.00 - 640.00	700.00 - 750.00	360.00 - 400.00	240.00 - 280.00	240.00 - 300.00	750.00 - 800.00	
Puttalam	-	-	-	-	-	-	-	-	-	
Hambantota	-	-	-	-	-	-	-	-	-	
Rathnapura	-	560.00 - 640.00	520.00 - 600.00	640.00 - 720.00	700.00 - 720.00	400.00 - 540.00	240.00 - 320.00	300.00 - 320.00	720.00 - 800.00	
Matara	-	720.00 - 800.00	600.00 - 720.00	760.00 - 800.00	800.00 - 900.00	480.00 - 540.00	240.00 - 300.00	320.00 - 400.00	720.00 - 800.00	
Galle	-	650.00 - 700.00	520.00 - 560.00	680.00 - 700.00	800.00 - 900.00	560.00 - 600.00	-	380.00 - 400.00	600.00 - 680.00	
Tissamaharama	-	-	-	-	-	-	-	-	-	
Meegoda (DEC)	-	600.00 - 700.00	520.00 - 640.00	650.00 - 720.00	800.00 - 800.00	480.00 - 600.00	280.00 - 320.00	360.00 - 400.00	800.00 - 900.00	
Embilipitiya	-	700.00 - 800.00	500.00 - 600.00	700.00 - 750.00	600.00 - 700.00	480.00 - 600.00	200.00 - 240.00	300.00 - 400.00	480.00 - 600.00	
Jaffna	-	600.00 - 640.00	450.00 - 500.00	600.00 - 640.00	700.00 - 730.00	-	350.00 - 400.00	600.00 - 630.00	800.00 - 850.00	
Vavuniya	-	1020.00 - 1060.00	550.00 - 600.00	800.00 - 830.00	800.00 - 840.00	-	300.00 - 340.00	400.00 - 420.00	800.00 - 840.00	
Mannar	-	880.00 - 960.00	600.00 - 680.00	800.00 - 880.00	880.00 - 920.00	-	250.00 - 280.00	400.00 - 450.00	750.00 - 800.00	
Killinochchi	-	950.00 - 1000.00	550.00 - 600.00	750.00 - 780.00	850.00 - 880.00	-	370.00 - 400.00	400.00 - 440.00	800.00 - 840.00	
Mullaittivu	-	760.00 - 800.00	680.00 - 720.00	780.00 - 800.00	760.00 - 800.00	-	250.00 - 280.00	400.00 - 450.00	800.00 - 850.00	
Batticaloa	-	600.00 - 640.00	600.00 - 640.00	780.00 - 800.00	800.00 - 820.00	-	400.00 - 420.00	340.00 - 360.00	720.00 - 760.00	
Trincomalee	-	800.00 840.00	560.00 600.00	780.00 800.00	820.00 850.00	-	350.00 - 370.00	360.00 400.00	680.00 720.00	
Hanguranketha	-	-	-	-	-	-	-	-	-	
Veyangoda	-	-	-	-	-	-	-	-	-	
Galenbindunuwewa	-	640.00 - 800.00	600.00 - 720.00	680.00 - 800.00	800.00 - 850.00	-	240.00 - 260.00	320.00 - 360.00	640.00 - 800.00	
Bandarawela	-	480.00 - 500.00	480.00 - 500.00	760.00 - 780.00	700.00 - 750.00	450.00 - 500.00	220.00 - 240.00	240.00 - 260.00	480.00 - 500.00	
Matale	-	720.00 - 880.00	600.00 - 640.00	800.00 - 880.00	630.00 - 640.00	560.00 - 600.00	240.00 - 320.00	320.00 - 400.00	600.00 - 720.00	

Table 07 (Contd.)

LOCATIONS	Low Country Varieties										
	Ladies Fingers	Brinjal	Capsicum	Pumpkin	Cucumber	Bitter Gourd	Snake Gourd	Drumstick	Luffa	Long Beans	
Colombo	180.00 - 400.00	320.00 - 640.00	600.00 - 1000.00	200.00 - 320.00	150.00 - 280.00	600.00 - 900.00	300.00 - 480.00	800.00 - 1500.00	280.00 - 560.00	300.00 - 560.00	
Gampaha	-	-	-	-	-	-	-	-	-	-	
Kurunegala	280.00 - 320.00	460.00 - 520.00	800.00 - 1000.00	220.00 - 240.00	200.00 - 240.00	740.00 - 800.00	280.00 - 360.00	-	460.00 - 480.00	460.00 - 520.00	
Nikaweratiya	-	-	-	-	-	-	-	-	-	-	
Dambulla	240.00 - 280.00	400.00 - 460.00	800.00 - 900.00	200.00 - 240.00	140.00 - 180.00	700.00 - 800.00	280.00 - 300.00	650.00 - 720.00	300.00 - 340.00	300.00 - 320.00	
Anuradhapura	280.00 - 360.00	360.00 - 480.00	800.00 - 900.00	240.00 - 320.00	200.00 - 240.00	720.00 - 800.00	360.00 - 400.00	-	400.00 - 480.00	400.00 - 480.00	
Thambuththegama	-	-	-	-	-	-	-	-	-	-	
Polonnaruwa	-	-	-	-	-	-	-	-	-	-	
Kaluthara	200.00 - 220.00	440.00 - 480.00	760.00 - 800.00	200.00 - 220.00	180.00 - 200.00	720.00 - 760.00	440.00 - 480.00	-	400.00 - 440.00	400.00 - 420.00	
Badulla	320.00 - 320.00	480.00 - 500.00	480.00 - 600.00	240.00 - 320.00	200.00 - 240.00	740.00 - 800.00	400.00 - 480.00	-	420.00 - 600.00	400.00 - 400.00	
Keppetipola	240.00 - 250.00	360.00 - 380.00	760.00 - 780.00	240.00 - 250.00	170.00 - 180.00	560.00 - 580.00	300.00 - 320.00	-	350.00 - 360.00	350.00 - 360.00	
Moneragala	240.00 - 320.00	320.00 - 400.00	800.00 - 900.00	220.00 - 320.00	240.00 - 260.00	720.00 - 800.00	400.00 - 440.00	-	480.00 - 600.00	320.00 - 400.00	
Kegalle	280.00 - 320.00	440.00 - 480.00	800.00 - 840.00	240.00 - 280.00	200.00 - 240.00	760.00 - 800.00	360.00 - 400.00	500.00 - 560.00	440.00 - 480.00	440.00 - 480.00	
Ampara	-	-	-	-	-	-	-	-	-	-	
Dehiattakandiya	250.00 - 320.00	300.00 - 320.00	800.00 - 800.00	220.00 - 240.00	200.00 - 200.00	-	300.00 - 320.00	-	380.00 - 400.00	320.00 - 400.00	
Nuwaraeliya	250.00 - 260.00	480.00 - 500.00	780.00 - 800.00	250.00 - 260.00	200.00 - 220.00	640.00 - 660.00	350.00 - 360.00	-	380.00 - 400.00	340.00 - 360.00	
Kandy	240.00 - 260.00	450.00 - 480.00	800.00 - 850.00	240.00 - 260.00	160.00 - 180.00	600.00 - 650.00	300.00 - 320.00	-	260.00 - 300.00	300.00 - 320.00	
Puttalam	-	-	-	-	-	-	-	-	-	-	
Rathnapura	180.00 - 320.00	300.00 - 320.00	700.00 - 880.00	240.00 - 320.00	200.00 - 260.00	800.00 - 800.00	280.00 - 330.00	-	400.00 - 430.00	360.00 - 480.00	
Hambantota	-	-	-	-	-	-	-	-	-	-	
Matara	240.00 - 300.00	520.00 - 600.00	900.00 - 1000.00	240.00 - 280.00	240.00 - 280.00	600.00 - 800.00	400.00 - 480.00	-	400.00 - 480.00	400.00 - 480.00	
Galle	220.00 - 260.00	700.00 - 800.00	800.00 - 1000.00	200.00 - 240.00	240.00 - 280.00	680.00 - 760.00	440.00 - 480.00	-	440.00 - 500.00	460.00 - 500.00	
Tissamaharama	-	-	-	-	-	-	-	-	-	-	
Meegoda (DEC)	320.00 - 400.00	520.00 - 600.00	800.00 - 1000.00	280.00 - 320.00	180.00 - 240.00	800.00 - 800.00	480.00 - 520.00	-	400.00 - 480.00	480.00 - 520.00	
Embilipitiya	180.00 - 240.00	300.00 - 320.00	600.00 - 720.00	240.00 - 260.00	150.00 - 200.00	700.00 - 800.00	300.00 - 400.00	-	350.00 - 400.00	300.00 - 400.00	
Jaffna	250.00 - 300.00	400.00 - 430.00	500.00 - 550.00	180.00 - 200.00	160.00 - 200.00	980.00 - 1050.00	350.00 - 380.00	600.00 - 650.00	-	500.00 - 550.00	
Vavuniya	320.00 - 350.00	300.00 - 340.00	800.00 - 850.00	250.00 - 270.00	200.00 - 250.00	1000.00 - 1100.00	400.00 - 450.00	1000.00 - 1080.00	370.00 - 390.00	300.00 - 320.00	
Mannar	280.00 - 320.00	400.00 - 480.00	840.00 - 920.00	220.00 - 250.00	200.00 - 220.00	800.00 - 880.00	400.00 - 440.00	700.00 - 800.00	-	320.00 - 360.00	
Killinochchi	400.00 - 450.00	400.00 - 440.00	800.00 - 840.00	230.00 - 250.00	230.00 - 250.00	1100.00 - 1150.00	380.00 - 420.00	-	-	400.00 - 440.00	
Mullaittivu	250.00 - 280.00	400.00 - 450.00	-	-	-	800.00 - 850.00	280.00 - 320.00	-	-	280.00 - 320.00	
Batticaloa	380.00 - 400.00	400.00 - 420.00	780.00 - 800.00	260.00 - 280.00	240.00 - 260.00	700.00 - 760.00	320.00 - 350.00	780.00 - 800.00	300.00 - 330.00	640.00 - 660.00	
Trincomalee	400.00 - 440.00	400.00 - 450.00	730.00 - 750.00	230.00 - 250.00	190.00 - 220.00	850.00 - 900.00	360.00 - 400.00	800.00 - 900.00	260.00 - 300.00	400.00 - 450.00	
Hanguranketha	-	-	-	-	-	-	-	-	-	-	
Veyangoda	-	-	-	-	-	-	-	-	-	-	
Galenbindunuwewa	280.00 - 320.00	360.00 - 480.00	740.00 - 800.00	240.00 - 320.00	200.00 - 240.00	650.00 - 800.00	280.00 - 320.00	-	400.00 - 480.00	280.00 - 320.00	
Bandarawela	300.00 - 320.00	400.00 - 450.00	800.00 - 850.00	300.00 - 320.00	240.00 - 260.00	600.00 - 650.00	380.00 - 400.00	700.00 - 800.00	380.00 - 400.00	380.00 - 400.00	
Matale	240.00 - 320.00	480.00 - 520.00	700.00 - 1000.00	200.00 - 240.00	200.00 - 240.00	600.00 - 800.00	360.00 - 400.00	800.00 - 800.00	320.00 - 400.00	320.00 - 400.00	

Table 07 (Contd.)

LOCATIONS	Low Country Varieties					Leafy Vegetable			Coconut (Rs/nut)	
	Ash Plantain	Green Chillies	Lime	Sweet Potato	Manioc	Mukunuwenna	Kankun	Gotukola	Large	Small
Colombo	240.00 - 480.00	200.00 - 600.00	1200.00 - 2000.00	220.00 - 360.00	150.00 - 240.00	50.00 - 100.00	50.00 - 100.00	120.00 - 150.00	100.00 - 130.00	85.00 - 100.00
Gampaha	-	-	-	-	-	-	-	-	-	-
Kurunegala	280.00 - 320.00	500.00 - 600.00	1200.00 - 1500.00	220.00 - 240.00	180.00 - 220.00	50.00 - 50.00	50.00 - 50.00	30.00 - 40.00	100.00 - 110.00	70.00 - 90.00
Nikaweratiya	-	-	-	-	-	-	-	-	-	-
Dambulla	280.00 - 320.00	300.00 - 400.00	1500.00 - 1600.00	260.00 - 280.00	180.00 - 200.00	50.00 - 60.00	50.00 - 60.00	50.00 - 60.00	100.00 - 120.00	80.00 - 85.00
Anuradhapura	260.00 - 320.00	400.00 - 500.00	1200.00 - 1500.00	280.00 - 340.00	200.00 - 240.00	50.00 - 60.00	50.00 - 60.00	50.00 - 60.00	100.00 - 120.00	80.00 - 90.00
Thambuththegama	-	-	-	-	-	-	-	-	-	-
Polonnaruwa	-	-	-	-	-	-	-	-	-	-
Kaluthara	240.00 - 260.00	400.00 - 500.00	1200.00 - 1300.00	240.00 - 280.00	180.00 - 200.00	60.00 - 80.00	60.00 - 70.00	80.00 - 100.00	100.00 - 120.00	90.00 - 95.00
Badulla	300.00 - 320.00	500.00 - 600.00	1400.00 - 1500.00	200.00 - 200.00	-	80.00 - 100.00	80.00 - 80.00	80.00 - 100.00	120.00 - 120.00	100.00 - 110.00
Keppetipola	260.00 - 280.00	350.00 - 400.00	1250.00 - 1350.00	250.00 - 260.00	200.00 - 220.00	70.00 - 80.00	70.00 - 80.00	60.00 - 70.00	116.00 - 120.00	105.00 - 110.00
Moneragala	160.00 - 200.00	400.00 - 500.00	1200.00 - 1300.00	240.00 - 320.00	100.00 - 120.00	50.00 - 60.00	50.00 - 60.00	60.00 - 70.00	100.00 - 120.00	80.00 - 90.00
Kegalle	320.00 - 360.00	400.00 - 450.00	1500.00 - 1600.00	280.00 - 320.00	180.00 - 220.00	70.00 - 80.00	70.00 - 80.00	40.00 - 50.00	110.00 - 120.00	95.00 - 100.00
Ampara	-	-	-	-	-	-	-	-	-	-
Dehiattakandiya	300.00 - 320.00	400.00 - 400.00	1600.00 - 1600.00	320.00 - 320.00	200.00 - 200.00	50.00 - 70.00	50.00 - 70.00	50.00 - 70.00	100.00 - 120.00	80.00 - 100.00
Nuwaraeliya	300.00 - 320.00	350.00 - 400.00	1350.00 - 1400.00	280.00 - 300.00	220.00 - 240.00	90.00 - 100.00	90.00 - 100.00	70.00 - 80.00	115.00 - 120.00	105.00 - 110.00
Kandy	280.00 - 300.00	400.00 - 500.00	1800.00 - 2000.00	240.00 - 260.00	160.00 - 180.00	50.00 - 60.00	60.00 - 70.00	50.00 - 60.00	110.00 - 120.00	85.00 - 90.00
Puttalam	-	-	-	-	-	-	-	-	-	-
Rathnapura	-	600.00 - 600.00	1000.00 - 1200.00	220.00 - 260.00	150.00 - 160.00	80.00 - 80.00	80.00 - 80.00	100.00 - 100.00	130.00 - 140.00	90.00 - 110.00
Hambanthota	-	-	-	-	-	-	-	-	-	-
Matara	280.00 - 340.00	400.00 - 600.00	1000.00 - 1100.00	240.00 - 280.00	140.00 - 160.00	50.00 - 60.00	50.00 - 60.00	90.00 - 110.00	120.00 - 135.00	90.00 - 110.00
Galle	240.00 - 280.00	750.00 - 800.00	1400.00 - 1800.00	240.00 - 280.00	180.00 - 220.00	60.00 - 60.00	-	80.00 - 100.00	120.00 - 130.00	85.00 - 95.00
Tissamaharama	-	-	-	-	-	-	-	-	-	-
Meegoda (DEC)	360.00 - 480.00	440.00 - 600.00	1500.00 - 1600.00	200.00 - 240.00	130.00 - 160.00	80.00 - 80.00	80.00 - 80.00	100.00 - 100.00	110.00 - 120.00	90.00 - 100.00
Embilipitiya	160.00 - 240.00	300.00 - 400.00	900.00 - 1000.00	200.00 - 240.00	150.00 - 180.00	50.00 - 60.00	50.00 - 60.00	80.00 - 100.00	120.00 - 140.00	90.00 - 110.00
Jaffna	250.00 - 270.00	150.00 - 170.00	900.00 - 960.00	250.00 - 300.00	150.00 - 180.00	90.00 - 110.00	50.00 - 60.00	50.00 - 55.00	100.00 - 115.00	60.00 - 65.00
Vavuniya	300.00 - 340.00	200.00 - 240.00	1400.00 - 1500.00	300.00 - 320.00	300.00 - 340.00	60.00 - 75.00	60.00 - 70.00	60.00 - 70.00	100.00 - 100.00	70.00 - 90.00
Mannar	240.00 - 250.00	300.00 - 400.00	1400.00 - 1600.00	280.00 - 320.00	180.00 - 200.00	45.00 - 55.00	50.00 - 60.00	45.00 - 55.00	90.00 - 100.00	75.00 - 85.00
Killinochchi	270.00 - 290.00	200.00 - 230.00	1000.00 - 1100.00	230.00 - 250.00	180.00 - 200.00	50.00 - 60.00	45.00 - 50.00	40.00 - 50.00	90.00 - 100.00	50.00 - 60.00
Mullaittivu	150.00 - 200.00	200.00 - 250.00	1200.00 - 1250.00	240.00 - 300.00	180.00 - 200.00	100.00 - 100.00	60.00 - 70.00	40.00 - 60.00	100.00 - 120.00	80.00 - 85.00
Batticaloa	300.00 - 320.00	320.00 - 360.00	1500.00 - 1600.00	300.00 - 320.00	160.00 - 180.00	70.00 - 80.00	70.00 - 75.00	70.00 - 75.00	100.00 - 100.00	60.00 - 65.00
Trincomalee	280.00 320.00	250.00 280.00	1250.00 1300.00	230.00 250.00	180.00 200.00	70.00 75.00	60.00 65.00	50.00 55.00	120.00 130.00	72.00 75.00
Hanguranketha	-	-	-	-	-	-	-	-	-	-
Veyangoda	-	-	-	-	-	-	-	-	-	-
Galenbindunuwewa	140.00 - 160.00	300.00 - 400.00	1000.00 - 1200.00	240.00 - 260.00	160.00 - 200.00	50.00 - 60.00	50.00 - 60.00	50.00 - 60.00	100.00 - 110.00	70.00 - 80.00
Bandarawela	300.00 - 320.00	580.00 - 600.00	1500.00 - 1600.00	300.00 - 320.00	250.00 - 260.00	60.00 - 70.00	60.00 - 70.00	80.00 - 100.00	120.00 - 130.00	90.00 - 100.00
Matale	300.00 - 360.00	320.00 - 400.00	1400.00 - 1500.00	200.00 - 240.00	160.00 - 180.00	50.00 - 60.00	50.00 - 60.00	50.00 - 70.00	110.00 - 120.00	80.00 - 100.00

Table 08: Selected Markets: Retail Price of Fruits (Rs/each & Rs/kg)

Week 26: 21 - 27 June 2024

LOCATIONS	Banana					Pineapple			Mango	
	Ambul (Rs/kg)	Kolikuttu (Rs/kg)	Seeni (Rs/kg)	Anamalu	Ambun	Large	Medium	Small	Betti	Karthakolomban
Colombo	180.00 - 260.00	450.00 - 550.00	160.00 - 250.00	32.00 - 46.00	40.00 - 60.00	520.00 - 700.00	400.00 - 500.00	300.00 - 400.00	-	60.00 - 150.00
Gampaha	-	-	-	-	-	-	-	-	-	-
Kurunegala	180.00 - 240.00	450.00 - 500.00	180.00 - 200.00	30.00 - 35.00	42.00 - 45.00	650.00 - 800.00	350.00 - 450.00	150.00 - 250.00	60.00 - 60.00	80.00 - 80.00
Nikaweratiya	-	-	-	-	-	-	-	-	-	-
Dambulla	180.00 - 200.00	450.00 - 480.00	180.00 - 200.00	-	48.00 - 50.00	680.00 - 700.00	500.00 - 560.00	350.00 - 380.00	40.00 - 50.00	100.00 - 130.00
Anuradhapura	180.00 - 200.00	400.00 - 500.00	180.00 - 200.00	26.00 - 30.00	37.00 - 45.00	650.00 - 800.00	500.00 - 550.00	380.00 - 450.00	-	70.00 - 100.00
Thambuththegama	-	-	-	-	-	-	-	-	-	-
Polonnaruwa	-	-	-	-	-	-	-	-	-	-
Kaluthara	180.00 - 220.00	400.00 - 440.00	160.00 - 200.00	32.00 - 34.00	44.00 - 48.00	520.00 - 560.00	400.00 - 440.00	-	-	100.00 - 120.00
Badulla	160.00 - 230.00	400.00 - 450.00	180.00 - 230.00	20.00 - 20.00	25.00 - 26.00	-	450.00 - 450.00	-	50.00 - 50.00	50.00 - 70.00
Keppetipola	150.00 - 160.00	330.00 - 350.00	130.00 - 150.00	24.00 - 25.00	45.00 - 47.00	650.00 - 680.00	400.00 - 450.00	-	40.00 - 45.00	65.00 - 75.00
Moneragala	100.00 - 120.00	250.00 - 300.00	80.00 - 100.00	16.00 - 20.00	20.00 - 25.00	540.00 - 540.00	360.00 - 450.00	260.00 - 300.00	-	60.00 - 80.00
Kegalle	150.00 - 160.00	450.00 - 500.00	150.00 - 160.00	20.00 - 25.00	22.00 - 25.00	550.00 - 650.00	350.00 - 500.00	150.00 - 200.00	-	80.00 - 100.00
Ampara	-	-	-	-	-	-	-	-	-	-
Dehiattakandiya	180.00 - 180.00	400.00 - 450.00	150.00 - 180.00	-	45.00 - 53.00	600.00 - 600.00	400.00 - 500.00	280.00 - 300.00	-	70.00 - 90.00
Nuwaraeliya	170.00 - 180.00	340.00 - 350.00	140.00 - 160.00	25.00 - 28.00	46.00 - 48.00	650.00 - 660.00	400.00 - 450.00	-	40.00 - 45.00	80.00 - 90.00
Kandy	180.00 - 200.00	450.00 - 480.00	150.00 - 170.00	20.00 - 25.00	35.00 - 40.00	650.00 - 700.00	350.00 - 400.00	200.00 - 250.00	40.00 - 50.00	60.00 - 80.00
Puttalam	-	-	-	-	-	-	-	-	-	-
Rathnapura	200.00 - 240.00	400.00 - 500.00	160.00 - 200.00	-	50.00 - 50.00	840.00 - 840.00	600.00 - 700.00	480.00 - 560.00	-	100.00 - 120.00
Hambantota	-	-	-	-	-	-	-	-	-	-
Matara	200.00 - 230.00	380.00 - 400.00	150.00 - 180.00	25.00 - 26.00	34.00 - 35.00	750.00 - 800.00	560.00 - 630.00	300.00 - 360.00	-	100.00 - 140.00
Galle	160.00 - 220.00	480.00 - 500.00	160.00 - 200.00	32.00 - 33.00	34.00 - 36.00	-	600.00 - 650.00	480.00 - 520.00	60.00 - 75.00	90.00 - 100.00
Tissamaharama	-	-	-	-	-	-	-	-	-	-
Meegoda (DEC)	170.00 - 200.00	380.00 - 420.00	170.00 - 200.00	42.00 - 50.00	48.00 - 58.00	625.00 - 680.00	455.00 - 520.00	350.00 - 400.00	-	70.00 - 85.00
Embilipitiya	100.00 - 130.00	300.00 - 360.00	80.00 - 120.00	15.00 - 25.00	20.00 - 30.00	550.00 - 550.00	400.00 - 500.00	300.00 - 350.00	70.00 - 80.00	90.00 - 120.00
Jaffna	200.00 - 260.00	300.00 - 350.00	150.00 - 190.00	-	-	650.00 - 700.00	500.00 - 570.00	440.00 - 480.00	-	100.00 - 150.00
Vavuniya	160.00 - 180.00	380.00 - 420.00	150.00 - 170.00	-	-	700.00 - 760.00	600.00 - 640.00	400.00 - 480.00	-	100.00 - 120.00
Mannar	140.00 - 150.00	300.00 - 400.00	140.00 - 150.00	25.00 - 28.00	-	550.00 - 600.00	400.00 - 450.00	300.00 - 350.00	-	60.00 - 80.00
Killinochchi	170.00 - 190.00	350.00 - 400.00	140.00 - 160.00	34.00 - 36.00	-	640.00 - 680.00	500.00 - 540.00	400.00 - 450.00	-	80.00 - 100.00
Mullaittivu	150.00 - 180.00	350.00 - 400.00	100.00 - 120.00	40.00 - 45.00	50.00 - 55.00	-	-	200.00 - 240.00	-	50.00 - 60.00
Batticaloa	160.00 - 180.00	380.00 - 400.00	150.00 - 160.00	30.00 - 35.00	-	550.00 - 560.00	400.00 - 440.00	350.00 - 360.00	-	90.00 - 100.00
Trincomalee	180.00 - 185.00	400.00 - 440.00	165.00 - 175.00	-	-	740.00 - 850.00	580.00 - 620.00	450.00 - 550.00	-	110.00 - 120.00
Veyangoda	-	-	-	-	-	-	-	-	-	-
Galenbindunuwewa	150.00 - 180.00	350.00 - 400.00	100.00 - 150.00	30.00 - 35.00	40.00 - 50.00	700.00 - 800.00	600.00 - 650.00	500.00 - 550.00	-	80.00 - 120.00
Bandarawela	200.00 - 220.00	400.00 - 460.00	160.00 - 170.00	20.00 - 25.00	36.00 - 40.00	650.00 - 650.00	600.00 - 600.00	500.00 - 500.00	-	100.00 - 120.00
Matale	190.00 - 200.00	400.00 - 450.00	160.00 - 180.00	28.00 - 31.00	45.00 - 52.00	550.00 - 660.00	450.00 - 460.00	300.00 - 360.00	-	50.00 - 60.00

Table 08 (Contd.)

LOCATIONS	Mango				Other Fruits															
	Vilad		Kohu		Papaw (Rs/kg)		Passion		Wood Apple		Orange		Avocado		Slime Apple		Grapes (Rs/kg)		King Coconut	
Colombo	60.00 -	80.00	-	-	230.00 -	360.00	70.00 -	120.00	160.00 -	260.00	150.00 -	200.00	80.00 -	140.00	38.00 -	180.00	1800.00 -	2800.00	180.00 -	200.00
Gampaha	-	-	-	-	-	-	-	-	-	-	-	-	-	-	-	-	-	-	-	-
Kurunegala	50.00 -	60.00	-	-	180.00 -	220.00	80.00 -	80.00	-	-	80.00 -	120.00	100.00 -	120.00	-	-	2500.00 -	2500.00	150.00 -	180.00
Nikaweratiya	-	-	-	-	-	-	-	-	-	-	-	-	-	-	-	-	-	-	-	-
Dambulla	60.00 -	80.00	20.00 -	25.00	240.00 -	260.00	35.00 -	40.00	90.00 -	100.00	80.00 -	100.00	80.00 -	120.00	50.00 -	60.00	2700.00 -	2800.00	150.00 -	160.00
Anuradhapura	-	-	-	-	160.00 -	250.00	-	-	-	-	100.00 -	130.00	70.00 -	100.00	50.00 -	70.00	2300.00 -	3000.00	160.00 -	200.00
Thambuththegama	-	-	-	-	-	-	-	-	-	-	-	-	-	-	-	-	-	-	-	-
Polonnaruwa	-	-	-	-	-	-	-	-	-	-	-	-	-	-	-	-	-	-	-	-
Kaluthara	-	-	-	-	240.00 -	260.00	80.00 -	100.00	160.00 -	190.00	150.00 -	160.00	100.00 -	120.00	60.00 -	80.00	2400.00 -	2600.00	160.00 -	170.00
Badulla	40.00 -	50.00	20.00 -	30.00	-	-	50.00 -	60.00	-	-	-	-	-	-	40.00 -	50.00	2500.00 -	2600.00	200.00 -	200.00
Keppetipola	40.00 -	45.00	15.00 -	18.00	240.00 -	260.00	40.00 -	50.00	-	-	100.00 -	110.00	40.00 -	50.00	-	-	2800.00 -	2900.00	150.00 -	160.00
Moneragala	-	-	-	-	200.00 -	250.00	-	-	-	-	-	-	50.00 -	60.00	40.00 -	50.00	2500.00 -	2700.00	120.00 -	140.00
Kegalle	-	-	-	-	220.00 -	240.00	-	-	90.00 -	100.00	120.00 -	150.00	60.00 -	100.00	60.00 -	100.00	2500.00 -	2600.00	130.00 -	150.00
Ampara	-	-	-	-	-	-	-	-	-	-	-	-	-	-	-	-	-	-	-	-
Dehiattakandiya	70.00 -	70.00	-	-	160.00 -	180.00	-	-	-	-	-	-	100.00 -	120.00	50.00 -	70.00	2500.00 -	2800.00	120.00 -	150.00
Nuwaraeliya	45.00 -	50.00	16.00 -	20.00	220.00 -	250.00	60.00 -	70.00	-	-	110.00 -	130.00	50.00 -	60.00	45.00 -	50.00	2800.00 -	2900.00	150.00 -	160.00
Kandy	40.00 -	50.00	15.00 -	20.00	220.00 -	240.00	50.00 -	60.00	100.00 -	120.00	70.00 -	80.00	60.00 -	80.00	40.00 -	50.00	2000.00 -	2200.00	150.00 -	160.00
Puttalam	-	-	-	-	-	-	-	-	-	-	-	-	-	-	-	-	-	-	-	-
Hambantota	-	-	-	-	-	-	-	-	-	-	-	-	-	-	-	-	-	-	-	-
Rathnapura	50.00 -	70.00	-	-	230.00 -	250.00	-	-	-	-	-	-	-	-	100.00 -	100.00	2600.00 -	2800.00	120.00 -	130.00
Matara	-	-	-	-	200.00 -	220.00	50.00 -	54.00	140.00 -	150.00	130.00 -	150.00	65.00 -	70.00	45.00 -	60.00	2300.00 -	2500.00	150.00 -	180.00
Galle	60.00 -	75.00	18.00 -	25.00	220.00 -	250.00	80.00 -	100.00	120.00 -	160.00	100.00 -	120.00	60.00 -	80.00	60.00 -	80.00	2500.00 -	3000.00	120.00 -	130.00
Tissamaharama	-	-	-	-	-	-	-	-	-	-	-	-	-	-	-	-	-	-	-	-
Meegoda (DEC)	-	-	-	-	200.00 -	240.00	-	-	-	-	-	-	95.00 -	100.00	50.00 -	60.00	1800.00 -	2200.00	140.00 -	150.00
Embilipitiya	60.00 -	70.00	30.00 -	40.00	220.00 -	260.00	50.00 -	60.00	-	-	130.00 -	150.00	100.00 -	150.00	-	-	2400.00 -	2700.00	150.00 -	160.00
Jaffna	40.00 -	55.00	-	-	130.00 -	150.00	100.00 -	130.00	100.00 -	150.00	-	-	120.00 -	150.00	-	-	2900.00 -	3000.00	150.00 -	170.00
Vavuniya	-	-	-	-	150.00 -	160.00	36.00 -	40.00	-	-	-	-	80.00 -	90.00	-	-	2350.00 -	2450.00	180.00 -	200.00
Mannar	40.00 -	50.00	-	-	180.00 -	200.00	-	-	-	-	120.00 -	150.00	100.00 -	125.00	120.00 -	150.00	2500.00 -	2800.00	180.00 -	220.00
Killinochchi	40.00 -	50.00	-	-	150.00 -	180.00	-	-	140.00 -	150.00	-	-	80.00 -	100.00	-	-	2400.00 -	2500.00	200.00 -	210.00
Mullaittivu	35.00 -	40.00	-	-	150.00 -	180.00	-	-	-	-	-	-	-	-	-	-	-	-	150.00 -	180.00
Batticaloa	-	-	-	-	200.00 -	220.00	70.00 -	75.00	130.00 -	140.00	130.00 -	140.00	60.00 -	65.00	-	-	2100.00 -	2200.00	200.00 -	210.00
Trincomalee	48.00 -	52.00	35.00 -	36.00	150.00 -	160.00	80.00 -	85.00	-	-	-	-	102.00 -	104.00	-	-	2440.00 -	2500.00	190.00 -	210.00
Veyangoda	-	-	-	-	-	-	-	-	-	-	-	-	-	-	-	-	-	-	-	-
Galenbindunuwewa	-	-	-	-	130.00 -	180.00	-	-	-	-	-	-	50.00 -	100.00	-	-	2400.00 -	2500.00	130.00 -	150.00
Bandarawela	40.00 -	50.00	-	-	220.00 -	260.00	40.00 -	60.00	160.00 -	200.00	70.00 -	70.00	60.00 -	80.00	50.00 -	70.00	2400.00 -	2500.00	200.00 -	220.00
Matale	40.00 -	50.00	30.00 -	35.00	200.00 -	220.00	40.00 -	50.00	150.00 -	160.00	-	-	60.00 -	80.00	50.00 -	60.00	2000.00 -	2200.00	130.00 -	150.00

Table 09: Selected Markets: Wholesale Price of Fresh Fish & Eggs (Rs/kg & Rs/egg)

Week 26: 21 - 27 June 2024

Locations	Sea Fish					
	Salaya	Hurulla	Balaya	Kelawalla	Thora	Paraw
Colombo	450.00 – 600.00	750.00 – 850.00	600.00 – 700.00	1200.00 – 1350.00	1750.00 – 2000.00	1300.00 – 1450.00
Kandy	450.00 – 460.00	880.00 – 900.00	1000.00 – 1100.00	1300.00 – 1500.00	2000.00 – 2200.00	1200.00 – 1300.00
Kaluthara	540.00 – 580.00	-	660.00 – 700.00	1200.00 – 1300.00	-	-
Puttalam	-	-	-	-	-	-
Matara	300.00 – 380.00	-	600.00 – 650.00	1300.00 – 1400.00	-	-
Hambantota	-	-	-	-	-	-
Galle	-	-	700.00 – 750.00	1200.00 – 1300.00	1400.00 – 1400.00	1200.00 – 1300.00
Batticaloa	300.00 – 400.00	750.00 – 900.00	1000.00 – 1200.00	1600.00 – 1700.00	1900.00 – 2000.00	1900.00 – 2000.00
Trincomalee	450.00 – 480.00	950.00 – 1000.00	1350.00 – 1400.00	1800.00 – 1850.00	2100.00 – 2150.00	1750.00 – 1780.00
Mannar	440.00 – 450.00	-	750.00 – 800.00	-	-	1250.00 – 1350.00

Locations	Sea Fish				Eggs	
	Mora	Shrimps	Thalapath	Teppeli	Brown	White
Colombo	1000.00 – 1100.00	1550.00 – 1650.00	1800.00 – 2300.00	-	54.00 – 55.00	52.00 – 53.00
Kandy	1100.00 – 1200.00	1700.00 – 1800.00	2100.00 – 2200.00	-	53.00 – 54.00	50.00 – 52.00
Kaluthara	-	-	1650.00 – 1750.00	-	-	-
Puttalam	-	-	-	-	-	-
Matara	-	1700.00 – 1800.00	-	-	52.00 – 53.00	50.50 – 51.00
Hambantota	-	-	-	-	-	-
Galle	750.00 – 800.00	-	-	-	49.00 – 51.00	49.00 – 50.00
Batticaloa	1400.00 – 1450.00	1400.00 – 1500.00	1800.00 – 1900.00	-	52.00 – 53.00	52.00 – 53.00
Trincomalee	1840.00 – 1900.00	1050.00 – 1100.00	-	-	52.00 – 53.00	49.00 – 50.00
Mannar	1750.00 – 1800.00	1400.00 – 1450.00	-	-	54.00 – 55.00	52.00 – 53.00

Table 10: Selected Markets: Wholesale Price of Dried Fish (Rs/50kg)

Week 26: 21 - 27 June 2024

Locations	Local Dried Fish					
	Sprats	Kattawa	Thora	Mora	Balaya	Anguluwa
Colombo	85000 – 92500	-	-	92500 – 97500	50000 – 55000	-
Kandy	72500 – 75000	-	-	90000 – 95000	52500 – 55000	50000 – 52500
Batticaloa	40000 – 45000	90000 – 95000	-	-	50000 – 52500	50000 – 55000
Trincomalee	55000 – 56000	-	-	-	53000 – 54000	42000 – 43000
Mannar	51500 – 52500	80000 – 110000	-	70000 – 75000	45000 – 50000	35000 – 37500

Locations	Local Dried Fish			Imported Dried Fish		
	Maduwa	Koduwa	Salaya	Sprats	Kattawa	Thora
Colombo	70000 – 75000	-	22500 – 27500	42500 – 47500	65000 – 72500	-
Kandy	70000 – 72500	-	32500 – 35000	40000 – 45000	70000 – 72500	-
Batticaloa	55000 – 57500	-	45000 – 47500	45000 – 50000	90000 – 92500	-
Trincomalee	47500 – 48400	-	32500 – 34000	49500 – 50500	99000 – 99500	-
Mannar	57500 – 60000	-	30000 – 32500	54000 – 55000	-	-

Locations	Imported Dried Fish					
	Mora	Balaya	Anguluwa	Maduwa	Koduwa	Salaya
Colombo	-	-	70000 – 75000	-	-	-
Kandy	-	-	-	-	-	-
Batticaloa	-	-	-	-	-	-
Trincomalee	-	-	-	-	-	-
Mannar	-	-	-	-	-	-

Table 11: Selected Markets: Retail Price of Fresh Fish & Eggs (Rs/kg & Rs/eggs)

Week 26: 21 - 27 June 2024

LOCATIONS	Sea Fish										Eggs									
	Salaya		Hurulla		Balaya		Kelawalla		Thora		Paraw		Mora		Thalapath		Brown		White	
Colombo	550.00 - 900.00	850.00 - 1000.00	700.00 - 1600.00	1350.00 - 3000.00	2000.00 - 3800.00	1450.00 - 2600.00	1100.00 - 1800.00	2000.00 - 3400.00	55.00 - 58.00	53.00 - 55.00										
Gampaha	-	-	-	-	-	-	-	-	-	-	-	-	-	-	-	-	-	-	-	-
Kurunegala	540.00 - 580.00	840.00 - 880.00	1200.00 - 1200.00	2000.00 - 2100.00	2600.00 - 2600.00	1500.00 - 1600.00	-	2300.00 - 2400.00	-	47.00 - 55.00										
Nikaweratiya	-	-	-	-	-	-	-	-	-	-	-	-	-	-	-	-	-	-	-	-
Dambulla	600.00 - 650.00	1000.00 - 1100.00	1000.00 - 1100.00	2000.00 - 2200.00	-	1800.00 - 1900.00	1600.00 - 1700.00	2400.00 - 2500.00	54.00 - 55.00	52.00 - 53.00										
Anuradhapura	500.00 - 600.00	1100.00 - 1200.00	1000.00 - 1100.00	2400.00 - 2600.00	2800.00 - 3000.00	-	1900.00 - 2000.00	2500.00 - 2600.00	-	52.00 - 55.00										
Thambuththegama	-	-	-	-	-	-	-	-	-	-	-	-	-	-	-	-	-	-	-	
Polonnaruwa	-	-	-	-	-	-	-	-	-	-	-	-	-	-	-	-	-	-	-	
Kaluthara	660.00 - 700.00	-	820.00 - 860.00	1500.00 - 1650.00	-	-	-	2100.00 - 2200.00	-	53.00 - 54.00										
Badulla	600.00 - 600.00	800.00 - 800.00	1600.00 - 1600.00	1800.00 - 2400.00	2200.00 - 3200.00	1300.00 - 1600.00	1600.00 - 1600.00	2400.00 - 2800.00	55.00 - 58.00	50.00 - 55.00										
Keppetipola	520.00 - 540.00	800.00 - 820.00	1300.00 - 1400.00	2000.00 - 2100.00	-	-	-	2200.00 - 2300.00	49.00 - 50.00	46.00 - 49.00										
Moneragala	-	-	1000.00 - 1100.00	2600.00 - 2800.00	2800.00 - 3000.00	-	-	2600.00 - 2800.00	54.00 - 55.00	53.00 - 55.00										
Kegalle	800.00 - 900.00	1200.00 - 1300.00	1700.00 - 1850.00	2400.00 - 2500.00	-	1900.00 - 2100.00	1900.00 - 2000.00	2800.00 - 3000.00	55.00 - 60.00	54.00 - 55.00										
Ampara	-	-	-	-	-	-	-	-	-	-	-	-	-	-	-	-	-	-	-	
Dehiattakandiya	-	800.00 - 800.00	-	2800.00 - 2900.00	-	-	-	-	50.00 - 55.00	50.00 - 55.00										
Nuwaraeliya	550.00 - 560.00	860.00 - 880.00	1500.00 - 1600.00	2200.00 - 2300.00	-	-	-	2500.00 - 2600.00	49.00 - 50.00	47.00 - 49.00										
Kandy	600.00 - 620.00	960.00 - 1000.00	1200.00 - 1400.00	1800.00 - 2000.00	2400.00 - 2500.00	1400.00 - 1500.00	1300.00 - 1400.00	2400.00 - 2500.00	57.00 - 58.00	54.00 - 55.00										
Puttalam	-	-	-	-	-	-	-	-	-	-	-	-	-	-	-	-	-	-	-	
Hambantota	-	-	-	-	-	-	-	-	-	-	-	-	-	-	-	-	-	-	-	
Rathnapura	500.00 - 500.00	-	1000.00 - 1000.00	2000.00 - 2000.00	3200.00 - 3200.00	-	1800.00 - 1800.00	2600.00 - 2600.00	50.00 - 53.00	50.00 - 52.00										
Matara	550.00 - 600.00	-	1200.00 - 1300.00	1800.00 - 2000.00	-	-	-	2300.00 - 2400.00	53.00 - 54.00	52.00 - 53.00										
Galle	580.00 - 700.00	-	1400.00 - 1500.00	2500.00 - 2600.00	2600.00 - 2800.00	1800.00 - 2000.00	1800.00 - 2000.00	2800.00 - 2800.00	52.00 - 56.00	48.00 - 54.00										
Tissamaharama	-	-	-	-	-	-	-	-	-	-	-	-	-	-	-	-	-	-	-	
Meegoda	640.00 - 700.00	-	-	2500.00 - 2500.00	-	-	-	3300.00 - 3400.00	48.00 - 54.00	48.00 - 53.00										
Embilipitiya	750.00 - 800.00	-	1600.00 - 1700.00	2400.00 - 2500.00	-	1500.00 - 1600.00	1400.00 - 1500.00	2500.00 - 2550.00	49.00 - 52.00	48.00 - 52.00										
Jaffna	400.00 - 450.00	1000.00 - 1100.00	1150.00 - 1250.00	-	2500.00 - 2600.00	2000.00 - 2200.00	2500.00 - 2600.00	-	48.00 - 50.00	49.00 - 50.00										
Vavuniya	700.00 - 800.00	1300.00 - 1400.00	1500.00 - 1600.00	2400.00 - 2500.00	-	2400.00 - 2500.00	2450.00 - 2500.00	2450.00 - 2500.00	55.00 - 56.00	54.00 - 55.00										
Mannar	500.00 - 600.00	-	900.00 - 1200.00	-	-	1500.00 - 1700.00	2000.00 - 2200.00	-	56.00 - 57.00	54.00 - 55.00										
Killinochchi	400.00 - 450.00	-	800.00 - 860.00	-	-	1500.00 - 1560.00	-	-	-	54.00 - 56.00										
Mullaitivu	850.00 - 900.00	1000.00 - 1200.00	900.00 - 1200.00	-	-	1800.00 - 2000.00	-	-	-	52.00 - 56.00										
Batticaloa	600.00 - 700.00	1200.00 - 1400.00	1800.00 - 1900.00	2400.00 - 2500.00	2700.00 - 2800.00	2700.00 - 2800.00	2400.00 - 2500.00	2600.00 - 2800.00	54.00 - 55.00	54.00 - 55.00										
Trincomalee	550.00 - 580.00	1100.00 - 1200.00	1600.00 - 1650.00	2350.00 - 2400.00	2400.00 - 2430.00	1900.00 - 1950.00	2000.00 - 2100.00	-	55.00 - 56.00	53.00 - 54.00										
Veyangoda	-	-	-	-	-	-	-	-	-	-	-	-	-	-	-	-	-	-	-	
Galenbindunuwewa	500.00 - 500.00	1200.00 - 1200.00	1000.00 - 1000.00	2400.00 - 2400.00	3200.00 - 3200.00	2400.00 - 2400.00	2000.00 - 2000.00	2500.00 - 2500.00	-	50.00 - 55.00										
Bandarawela	800.00 - 800.00	-	1600.00 - 1600.00	2400.00 - 2500.00	-	-	-	2400.00 - 2400.00	54.00 - 55.00	54.00 - 55.00										
Matale	660.00 - 750.00	1000.00 - 1100.00	1300.00 - 1400.00	2200.00 - 2300.00	2700.00 - 2800.00	2000.00 - 2100.00	1600.00 - 1700.00	2400.00 - 2500.00	54.00 - 55.00	53.00 - 54.00										

Table 12: Selected Markets: Retail Price of Dried Fish (Rs/kg)

Week 26: 21 - 27 June 2024

LOCATIONS	Dried Fish													
	Sprats-Imported		Kattawa		Thora		Mora		Balaya		Anguluwa		Salaya	
Colombo	1000.00	1400.00	1800.00	2300.00	-	-	2000.00	2600.00	1500.00	2000.00	1900.00	2400.00	800.00	1200.00
Gampaha	-	-	-	-	-	-	-	-	-	-	-	-	-	-
Kurunegala	1100.00	1200.00	2000.00	2200.00	2900.00	3100.00	2200.00	2300.00	1400.00	1600.00	1800.00	1800.00	800.00	800.00
Nikaweratiya	-	-	-	-	-	-	-	-	-	-	-	-	-	-
Dambulla	1000.00	1100.00	2300.00	2400.00	-	-	2200.00	2300.00	1300.00	1400.00	2000.00	2100.00	-	-
Anuradhapura	1050.00	1400.00	2000.00	2400.00	-	-	2000.00	2400.00	1200.00	1600.00	2000.00	2200.00	1000.00	1200.00
Thambuththegama	-	-	-	-	-	-	-	-	-	-	-	-	-	-
Polonnaruwa	-	-	-	-	-	-	-	-	-	-	-	-	-	-
Kaluthara	1100.00	1300.00	2200.00	2300.00	-	-	2250.00	2400.00	1400.00	1500.00	2000.00	2200.00	1000.00	1100.00
Badulla	1000.00	1200.00	2500.00	2500.00	-	-	2000.00	2200.00	1400.00	1400.00	1200.00	1200.00	-	-
Keppetipola	1200.00	1250.00	2300.00	2350.00	-	-	2250.00	2260.00	1260.00	1300.00	2200.00	2250.00	900.00	950.00
Moneragala	1000.00	1200.00	2000.00	2200.00	-	-	2000.00	2200.00	1400.00	1500.00	1800.00	2000.00	-	-
Kegalle	1000.00	1200.00	2000.00	2200.00	-	-	2000.00	2100.00	1200.00	1300.00	-	-	-	-
Ampara	-	-	-	-	-	-	-	-	-	-	-	-	-	-
Dehiattakandiya	1000.00	1200.00	1900.00	1900.00	-	-	2100.00	2200.00	1200.00	1700.00	1200.00	1200.00	1000.00	1000.00
Nuwaraeliya	1000.00	1100.00	2300.00	2350.00	-	-	2200.00	2250.00	1250.00	1300.00	2250.00	2280.00	850.00	880.00
Kandy	1100.00	1300.00	2200.00	2300.00	-	-	2300.00	2400.00	1500.00	1600.00	2000.00	2200.00	950.00	1000.00
Puttalam	-	-	-	-	-	-	-	-	-	-	-	-	-	-
Hambantota	-	-	-	-	-	-	-	-	-	-	-	-	-	-
Rathnapura	1120.00	1120.00	2000.00	2200.00	2800.00	2800.00	2000.00	2300.00	1400.00	1640.00	1800.00	2000.00	800.00	800.00
Matara	1000.00	1200.00	1900.00	2000.00	-	-	1950.00	2000.00	1500.00	1600.00	1900.00	2000.00	-	-
Galle	1200.00	1400.00	2000.00	2200.00	-	-	2000.00	2200.00	1400.00	1600.00	1800.00	2000.00	1000.00	1200.00
Tissamaharama	-	-	-	-	-	-	-	-	-	-	-	-	-	-
Meegoda	1000.00	1200.00	1700.00	2000.00	-	-	1800.00	2400.00	1400.00	1800.00	1800.00	2400.00	800.00	1000.00
Embilipitiya	1000.00	1200.00	2200.00	2400.00	-	-	2000.00	2250.00	1650.00	2000.00	2100.00	2300.00	900.00	1200.00
Jaffna	1000.00	1100.00	1800.00	2000.00	3100.00	3250.00	2150.00	2300.00	1280.00	1350.00	1200.00	1300.00	-	-
Vavuniya	-	-	1700.00	1800.00	-	-	-	-	1200.00	1300.00	1200.00	1300.00	950.00	1050.00
Mannar	1100.00	1200.00	1700.00	2400.00	-	-	1600.00	1700.00	1100.00	1200.00	800.00	900.00	700.00	800.00
Killinochchi	1000.00	1100.00	2400.00	2500.00	-	-	1800.00	1900.00	1650.00	1700.00	900.00	1000.00	800.00	900.00
Mullaitivu	1300.00	1400.00	-	-	-	-	-	-	-	-	-	-	900.00	1000.00
Batticaloa	1000.00	1100.00	2000.00	2100.00	-	-	-	-	1200.00	1300.00	1200.00	1300.00	1100.00	1150.00
Trincomalee	1200.00	1250.00	2370.00	2450.00	-	-	-	-	1320.00	1350.00	1050.00	1150.00	850.00	900.00
Veyangoda	-	-	-	-	-	-	-	-	-	-	-	-	-	-
Galenbindunuwewa	1000.00	1300.00	2200.00	2400.00	-	-	2000.00	2400.00	1400.00	1700.00	2000.00	2200.00	1000.00	1200.00
Bandarawela	1000.00	1100.00	2000.00	2100.00	-	-	-	-	1700.00	1750.00	2100.00	2150.00	1000.00	1000.00
Matale	1000.00	1200.00	2300.00	2400.00	-	-	2200.00	2300.00	1400.00	1500.00	2200.00	2300.00	800.00	850.00

Table 13: Selected Markets: Retail Price of Meat (Rs/kg)

Week 26: 21 - 27 June 2024

LOCATIONS	Meat	Meat (Chicken)		Meat	
	Beef	Broiler	Curry	Mutton	Pork
Colombo	2500.00 - 2600.00	1100.00 - 1200.00	1100.00 - 1200.00	3300.00 - 3600.00	1300.00 - 1400.00
Gampaha	-	-	-	-	-
Kurunegala	2000.00 - 2100.00	1200.00 - 1260.00	1000.00 - 1000.00	3000.00 - 3200.00	1450.00 - 1500.00
Nikaweratiya	-	-	-	-	-
Dambulla	-	1200.00 - 1250.00	-	-	1400.00 - 1400.00
Anuradhapura	2300.00 - 2400.00	1150.00 - 1250.00	1300.00 - 1300.00	3400.00 - 3500.00	1300.00 - 1450.00
Thambuththegama	-	-	-	-	-
Polonnaruwa	-	-	-	-	-
Kaluthara	2200.00 - 2300.00	1080.00 - 1120.00	-	-	1300.00 - 1340.00
Badulla	2100.00 - 2100.00	1360.00 - 1380.00	-	2900.00 - 2900.00	-
Keppetipola	2100.00 - 2200.00	1200.00 - 1250.00	1350.00 - 1360.00	3000.00 - 3100.00	-
Moneragala	2300.00 - 2300.00	1250.00 - 1350.00	1550.00 - 1650.00	-	1500.00 - 1600.00
Kegalle	2300.00 - 2300.00	1150.00 - 1250.00	-	3100.00 - 3100.00	1300.00 - 1500.00
Ampara	-	-	-	-	-
Dehiattakandiya	-	1180.00 - 1250.00	-	-	1290.00 - 1500.00
Nuwaraeliya	2200.00 - 2300.00	1250.00 - 1260.00	1300.00 - 1350.00	3200.00 - 3300.00	1400.00 - 1450.00
Kandy	2200.00 - 2200.00	1000.00 - 1060.00	1200.00 - 1250.00	3100.00 - 3200.00	1400.00 - 1450.00
Puttalam	-	-	-	-	-
Hambantota	-	-	-	-	-
Rathnapura	2400.00 - 2400.00	1100.00 - 1300.00	1300.00 - 1300.00	3200.00 - 3200.00	1300.00 - 1300.00
Matara	-	1140.00 - 1200.00	-	-	-
Galle	2400.00 - 2400.00	1180.00 - 1250.00	1350.00 - 1400.00	3200.00 - 3300.00	-
Tissamaharama	-	-	-	-	-
Meegoda	-	1150.00 - 1270.00	1300.00 - 1450.00	-	1250.00 - 1250.00
Embilipitiya	2150.00 - 2200.00	1050.00 - 1150.00	1200.00 - 1320.00	2900.00 - 3000.00	1450.00 - 1600.00
Jaffna	2000.00 - 2100.00	1300.00 - 1400.00	1500.00 - 1550.00	3450.00 - 3600.00	-
Vavuniya	2000.00 - 2150.00	1350.00 - 1400.00	1500.00 - 1600.00	3100.00 - 3200.00	-
Mannar	2000.00 - 2200.00	1000.00 - 1050.00	1600.00 - 1700.00	-	-
Killinochchi	2000.00 - 2050.00	1350.00 - 1400.00	1750.00 - 1800.00	3400.00 - 3500.00	-
Mullaittivu	-	1600.00 - 1650.00	-	-	-
Batticaloa	1900.00 - 2000.00	1240.00 - 1250.00	1400.00 - 1450.00	3450.00 - 3500.00	-
Trincomalee	2100.00 - 2150.00	1280.00 - 1320.00	1850.00 - 1900.00	3450.00 - 3500.00	-
Veyangoda	-	-	-	-	-
Galenbindunuwewa	1900.00 - 2000.00	1100.00 - 1120.00	-	-	1400.00 - 1500.00
Bandarawela	2200.00 - 2200.00	1100.00 - 1150.00	1100.00 - 1200.00	-	-
Matale	2000.00 - 2200.00	1150.00 - 1180.00	1400.00 - 1450.00	2900.00 - 3000.00	1400.00 - 1600.00

Table 14: Colombo: Wholesale Prices (Rs/kg or Rs/piece)

Week 26: 21 - 27 June 2024

COMMODITY	Range	Average Price			Change Compared to		COMMODITY	Range	Average Price			Change Compared to	
		This Week	Last Week	Last Year	Last Week (%)	Last Year (%)			This Week	Last Week	Last Year	Last Week (%)	Last Year (%)
Rice							Coconut						
Local							Large	95.00 - 100.00	97.50	99.00	96.25	-1.52	1.30
Samba 1	235.00 - 240.00	236.20	236.80	201.00	-0.25	17.51	Small	80.00 - 85.00	82.50	84.00	78.75	-1.79	4.76
Samba 2	228.00 - 230.00	229.50	229.50	194.00	0.00	18.30							
Keeri Samba	290.00 - 315.00	304.50	308.89	257.60	-1.42	18.21	Fruits (Rs/fruit)						
Nadu 1	210.00 - 215.00	211.40	212.20	177.30	-0.38	19.23	Plantain						
Nadu 2	205.00 - 207.00	205.57	205.75	169.50	-0.09	21.28	Ambul (Rs/kg)	140.00 - 180.00	156.36	134.00	116.67	16.69	34.03
Raw (Red)	190.00 - 200.00	195.00	192.30	138.50	1.40	40.79	Kolikuttu (Rs/kg)	350.00 - 400.00	383.64	351.00	338.46	9.30	13.35
Raw (White)	200.00 - 210.00	206.50	207.00	156.50	-0.24	31.95	Seeni (Rs/kg)	120.00 - 150.00	138.18	131.00	100.00	5.48	38.18
Imported							Anamalu	25.00 - 30.00	28.27	26.70	20.33	5.89	39.05
Samba	280.00 - 285.00	283.50	271.25	208.33	4.52	36.08	Ambun	30.00 - 36.00	33.27	32.00	25.85	3.98	28.73
Nadu	-	-	-	-	-	-	Papaw(Rs/kg)	160.00 - 230.00	202.00	151.00	106.92	33.77	88.92
Raw (Red)	-	-	-	-	-	-	Passion Fruit	65.00 - 80.00	71.50	67.00	28.83	6.72	147.98
Raw (White)	-	-	-	184.00	-	-	Pineapple Large	430.00 - 500.00	467.50	437.14	798.89	6.94	-41.48
Dried Chillies							Pineapple Medium	330.00 - 370.00	355.00	328.57	676.67	8.04	-47.54
Imported	700.00 - 800.00	757.50	750.00	964.50	1.00	-21.46	Pineapple Small	230.00 - 300.00	271.25	245.71	532.22	10.39	-49.03
Onion							Mango						
Sinnan	-	-	-	-	-	-	Betti	20.00 - 24.00	22.25	22.00	24.44	1.14	-8.98
Vedalan	380.00 - 420.00	397.14	394.29	450.00	0.72	-11.75	Karthakolomban	40.00 - 80.00	56.36	63.33	71.67	-11.00	-21.35
Imported	350.00 - 380.00	366.25	371.25	351.11	-1.35	4.31	Vilad	50.00 - 60.00	55.00	55.00	50.75	0.00	8.37
Big Onion							Kohu	18.00 - 22.00	20.50	19.00	-	-	7.89
Imported	180.00 - 230.00	207.78	202.00	95.30	2.86	118.02	Other						
Local	-	-	-	-	-	-	Wood Apple	130.00 - 150.00	140.00	150.00	104.29	-6.67	34.25
Potato							Orange	130.00 - 150.00	140.00	135.00	84.55	3.70	65.59
Welimada	-	-	-	-	-	-	Avocado	50.00 - 80.00	63.00	73.00	69.29	-13.70	-9.07
N'Eliya	310.00 - 350.00	332.50	297.50	305.00	11.76	9.02	Slime Apple	23.00 - 27.00	25.10	21.20	24.20	18.40	3.72
Imported	170.00 - 180.00	173.75	180.71	203.50	-3.85	-14.62	Grapes (Imp., Rs/kg)	1290.00 - 1670.00	1463.75	1645.71	1650.00	-11.06	-11.29
Pulses							King Coconut	120.00 - 180.00	155.56	141.11	95.45	10.24	62.96
Green Gram	850.00 - 900.00	871.43	925.00	886.00	-5.79	-1.64	Sea Fish						
Cowpea (White)	750.00 - 850.00	796.67	818.33	636.00	-2.65	25.26	Salaya	450.00 - 600.00	491.25	415.00	468.00	18.37	4.97
Cowpea (Red)	700.00 - 800.00	763.33	772.86	731.00	-1.23	4.42	Hurulla	750.00 - 850.00	808.33	786.67	952.00	2.75	-15.09
Red Dhal	285.00 - 290.00	287.14	278.75	251.00	3.01	14.40	Balaya	600.00 - 700.00	661.67	813.33	1103.00	-18.65	-40.01
Vegetable							Kelawalla	1200.00 - 1350.00	1281.67	1505.00	1748.00	-14.84	-26.68
Beans (Butter)	-	-	-	-	-	-	Thora	1750.00 - 2000.00	1883.33	2083.33	2670.00	-9.60	-29.46
Beans(Green)	400.00 - 550.00	475.00	538.00	445.00	-11.71	6.74	Paraw	1300.00 - 1450.00	1375.00	1359.17	1502.00	1.16	-8.46
Carrot	400.00 - 450.00	422.00	309.00	386.00	36.57	9.33	Mora	1000.00 - 1100.00	1041.67	975.83	1296.00	6.75	-19.62
Leeks	450.00 - 550.00	507.00	502.00	233.00	1.00	117.60	Shrimps	1550.00 - 1650.00	1615.71	1721.67	1672.00	-6.15	-3.37
Beetroot	500.00 - 650.00	553.85	447.00	338.33	23.90	63.70	Thalapat	1800.00 - 2300.00	1931.25	1983.33	2200.00	-2.63	-12.22
Knolkhol	250.00 - 300.00	276.00	280.91	163.00	-1.75	69.33	Eggs						
Raddish	100.00 - 200.00	144.00	184.00	124.00	-21.74	16.13	Brown	54.00 - 55.00	54.38	50.19	54.00	8.34	0.69
Cabbage	120.00 - 200.00	156.36	143.64	159.00	8.86	-1.66	White	52.00 - 53.00	52.38	48.75	52.75	7.44	-0.71
Tomato	400.00 - 600.00	520.00	498.00	187.00	4.42	178.07	Dried Fish						
Ladies Fingers	120.00 - 130.00	126.00	117.00	170.00	7.69	-25.88	Sprats	1700.00 - 1850.00	1795.71	1669.23	1904.55	7.58	-5.71
Brinjal	200.00 - 350.00	272.00	352.00	192.00	-22.73	41.67	Sprats (Imported)	850.00 - 950.00	885.71	842.50	880.00	5.13	0.65
Capsicum	600.00 - 650.00	627.00	486.00	304.00	29.01	106.25	Kattawa	-	-	-	-	-	-
Pumpkin	150.00 - 180.00	165.00	126.00	91.00	30.95	81.32	Kattawa (Imported)	1300.00 - 1450.00	1386.67	1397.50	1663.00	-0.78	-16.62
Cucumber	100.00 - 120.00	108.00	89.00	98.00	21.35	10.20	Thora	-	-	-	-	-	-
Bitter Gourd	550.00 - 600.00	586.00	602.00	345.00	-2.66	69.86	Thora (Imported)	-	-	-	-	-	-
Snake Gourd	200.00 - 260.00	234.00	292.00	251.00	-19.86	-6.77	Mora	1850.00 - 1950.00	1900.00	1882.50	1864.00	0.93	1.93
Drumstick	700.00 - 1000.00	866.67	454.55	529.17	90.67	63.78	Mora (Imported)	-	-	-	-	-	-
Luffa	180.00 - 250.00	206.00	251.00	158.00	-17.93	30.38	Balaya	1000.00 - 1100.00	1063.33	1125.83	1685.00	-5.55	-36.89
Long Beans	200.00 - 300.00	253.00	244.00	300.00	3.69	-15.67	Balaya (Imported)	-	-	-	-	-	-
Ash Plantain	150.00 - 200.00	176.00	170.00	155.00	3.53	13.55	Anguluwa	-	-	-	-	-	-
Green Chillies	150.00 - 200.00	174.00	227.00	700.00	-23.35	-75.14	Anguluwa (Imported)	1400.00 - 1500.00	1463.33	1523.33	1581.25	-3.94	-7.46
Lime	1000.00 - 1100.00	1050.00	1060.00	286.36	-0.94	266.67	Maduwa	1400.00 - 1500.00	1456.67	1478.33	1365.00	-1.47	6.72
Root Crops							Maduwa (Imported)	-	-	-	-	-	-
Sweet Potato	150.00 - 170.00	158.00	154.44	100.00	2.30	58.00	Koduwa	-	-	-	-	-	-
Manioc	80.00 - 100.00	96.00	90.00	164.00	6.67	-41.46	Koduwa (Imported)	-	-	-	-	-	-
Leafy Vegetable							Salaya	450.00 - 550.00	522.22	582.31	822.00	-10.32	-36.47
Mukunuwenna	30.00 - 45.00	39.17	42.50	45.00	-7.84	-12.96	Salaya (Imported)	-	-	-	-	-	-
Kankun	30.00 - 45.00	39.17	42.50	45.00	-7.84	-12.96							
Gotukola (Rs/kg)	300.00 - 320.00	310.00	290.00	290.00	6.90	6.90							

This Week: Week 26: 21 - 27 June 2024
 Last Week: Week 25: 14 - 20 June 2024

Table 15: Colombo &Suburbs: Retail Prices (Rs/kg or Rs/piece)

Week 26: 21 - 27 June 2024

COMMODITY	Range	Average Price			Change Compared to		COMMODITY	Range	Average Price			Change Compared to	
		This Week	Last Week	Last Year	Last Week (%)	Last Year (%)			This Week	Last Week	Last Year	Last Week (%)	Last Year (%)
<u>Rice</u>							<u>Coconut</u>						
Local							Large						
Samba 1	230.00 - 270.00	251.20	251.56	229.31	-0.36	9.55	100.00 - 130.00	117.08	110.29	111.52	6.79	4.99	
Samba 2	-	-	-	217.86	-	-	85.00 - 100.00	95.00	89.17	93.13	5.83	2.01	
Keeri Samba	340.00 - 390.00	356.25	359.09	264.85	-2.84	34.51	<u>Fruits (Rs/fruit)</u>						
Nadu 1	220.00 - 230.00	224.82	225.00	217.78	-0.18	3.23	Plantain						
Nadu 2	-	-	-	201.72	-	-	Ambul (Rs/kg)	180.00 - 260.00	222.12	201.72	196.67	20.40	12.94
Raw (Red)	200.00 - 220.00	205.48	204.78	158.06	0.70	30.00	Kolikuttu (Rs/kg)	450.00 - 550.00	495.36	433.46	450.74	61.90	9.90
Raw (White)	210.00 - 220.00	216.77	217.25	182.10	-0.48	19.04	Seeni (Rs/kg)	160.00 - 250.00	215.48	204.81	192.06	10.67	12.20
Imported							Anamalu						
Samba	290.00 - 300.00	292.78	286.32	224.58	6.46	30.36	32.00 - 46.00	39.42	36.76	26.96	2.66	46.18	
Nadu	-	-	-	-	-	-	Ambun	40.00 - 60.00	49.76	47.14	37.52	2.62	32.63
Raw (Red)	-	-	-	-	-	-	Papaw(Rs/kg)	230.00 - 360.00	279.67	245.60	226.56	34.07	23.44
Raw (White)	-	-	-	200.95	-	-	Passion Fruit	70.00 - 120.00	97.31	87.06	50.14	10.25	94.08
<u>Dried Chillies</u>							Pineapple Large						
Imported	800.00 - 1200.00	1021.00	1015.00	1281.85	6.00	-20.35	520.00 - 700.00	591.43	575.00	883.33	16.43	-33.05	
<u>Onion</u>							Pineapple Medium						
Sinnan	-	-	-	467.59	-	-	400.00 - 500.00	451.50	448.70	727.22	2.80	-37.91	
Vedalan	460.00 - 640.00	543.50	530.00	-	13.50	-	Pineapple Small	300.00 - 400.00	340.00	328.95	588.13	11.05	-42.19
Imported	400.00 - 500.00	466.88	494.76	467.59	-27.89	-0.15	Mango						
<u>Big Onion</u>							Betti						
Imported	230.00 - 300.00	264.88	249.60	129.41	15.28	104.68	60.00 - 150.00	95.63	96.45	120.81	-0.83	-20.85	
Local	-	-	-	-	-	-	Karthakolomban	60.00 - 80.00	70.00	77.50	64.63	-7.50	8.31
<u>Potato</u>							Vilad						
Welimada	-	-	-	-	-	-	Kohu	-	-	-	-	-	-
N'Elia	360.00 - 480.00	414.80	402.78	385.71	12.02	7.54	<u>Other</u>						
Imported	200.00 - 240.00	229.57	230.87	217.78	-1.30	5.41	Wood Apple	160.00 - 260.00	217.50	174.55	168.75	42.95	28.89
<u>Pulses</u>							Orange						
Green Gram	950.00 - 1500.00	1302.69	1315.22	1315.38	-12.53	-0.96	150.00 - 200.00	174.44	171.33	148.95	3.11	17.12	
Cowpea (White)	850.00 - 1100.00	985.00	1047.37	900.00	-62.37	9.44	Avocado	80.00 - 140.00	106.43	106.25	116.00	0.18	-8.25
Cowpea (Red)	850.00 - 1200.00	1014.29	1061.90	897.78	-47.62	12.98	Slime Apple	38.00 - 180.00	99.00	89.17	83.13	9.83	19.10
Red Dhal	300.00 - 360.00	332.67	330.45	301.00	2.21	10.52	Grapes (Imp., Rs/kg)	1800.00 - 2800.00	2345.00	2366.67	2595.83	-21.67	-9.66
<u>Vegetable</u>							King Coconut						
Beans (Butter)	-	-	-	-	-	-	180.00 - 200.00	195.71	195.00	135.16	0.71	44.80	
Beans(Green)	500.00 - 800.00	635.38	704.83	528.18	-69.44	20.30	<u>Sea Fish</u>						
Carrot	450.00 - 640.00	536.82	474.33	450.94	62.48	19.04	Salaya	550.00 - 900.00	677.06	605.50	696.40	71.56	-2.78
Leeks	550.00 - 800.00	709.55	689.67	395.63	19.88	79.35	Hurulla	850.00 - 1000.00	955.00	980.00	1190.00	-25.00	-19.75
Beetroot	600.00 - 900.00	761.00	718.15	500.71	42.85	51.98	Balaya	700.00 - 1600.00	1023.85	1186.92	1740.00	-163.08	-41.16
Knolkhol	300.00 - 600.00	453.89	500.00	374.00	-46.11	21.36	Kelawalla	1350.00 - 3000.00	2123.53	2173.33	2602.63	-49.80	-18.41
Raddish	200.00 - 400.00	300.00	338.46	244.52	-38.46	22.69	Thora	2000.00 - 3800.00	3154.55	3295.00	3542.86	-140.45	-10.96
Cabbage	240.00 - 400.00	322.61	318.93	323.79	3.68	-0.37	Paraw	1450.00 - 2600.00	2029.17	2100.00	2663.64	-70.83	-23.82
Tomato	600.00 - 1000.00	778.00	642.00	323.94	136.00	140.17	Mora	1100.00 - 1800.00	1456.25	1414.29	-	41.96	
Ladies Fingers	180.00 - 400.00	306.67	299.33	297.19	7.33	3.19	Shrimps	1800.00 - 2200.00	1918.50	2000.00	1933.68	-81.50	-0.79
Brijjal	320.00 - 640.00	449.23	488.97	321.33	-39.73	39.80	Thalapath	2000.00 - 3400.00	2852.63	2894.67	3240.00	-42.04	-11.96
Capsicum	600.00 - 1000.00	815.91	735.52	508.18	80.39	60.55	<u>Eggs</u>						
Pumpkin	200.00 - 320.00	269.17	231.72	190.94	37.44	40.97	Brown	55.00 - 58.00	56.14	52.13	56.00	4.01	0.26
Cucumber	150.00 - 280.00	232.31	227.14	185.81	5.16	25.03	White	53.00 - 55.00	53.82	50.20	54.19	3.62	-0.67
Bitter Gourd	600.00 - 900.00	734.09	736.21	540.97	-2.12	35.70	<u>Dried Fish</u>						
Snake Gourd	300.00 - 480.00	405.71	477.50	397.33	-71.79	2.11	Sprats	1900.00 - 2500.00	2164.29	2075.00	2252.38	89.29	-3.91
Drumstick	800.00 - 1500.00	1056.47	888.62	759.66	167.85	39.07	Sprats (Imported)	1000.00 - 1400.00	1252.63	1105.56	1215.38	147.08	3.06
Luffa	280.00 - 560.00	408.75	455.48	348.28	-46.73	17.36	Kattawa	1800.00 - 2300.00	1975.00	2040.00	2492.86	-65.00	-20.77
Long Beans	300.00 - 560.00	427.83	440.74	435.33	-12.91	-1.72	Thora	-	-	3100.00	-	-	
Ash Plantain	240.00 - 480.00	375.42	367.41	285.48	8.01	31.50	Mora	2000.00 - 2600.00	2415.00	2372.22	2404.35	42.78	0.44
Green Chillies	200.00 - 600.00	447.60	481.38	915.52	-33.78	-51.11	Balaya	1500.00 - 2000.00	1668.42	1688.24	1870.37	-19.81	-10.80
Lime	1200.00 - 2000.00	1645.83	1728.57	550.00	-82.74	199.24	Anguluwa	1900.00 - 2400.00	2100.00	2116.67	2375.00	-16.67	-11.58
<u>Root Crops</u>							<u>Meat</u>						
Sweet Potato	220.00 - 360.00	292.38	274.81	214.55	17.57	36.28	Beef (without Bones)	2500.00 - 2600.00	2550.00	2514.29	2333.33	35.71	9.29
Manioc	150.00 - 240.00	211.82	205.33	228.82	6.48	-7.43	Chicken (Broiler)	1100.00 - 1200.00	1156.47	1212.00	1471.54	-55.53	-21.41
<u>Leafy Vegetable</u>							Chicken (Curry)						
Mukunuwenna	50.00 - 100.00	76.60	76.67	73.24	-0.07	4.59	1100.00 - 1200.00	1162.50	1176.67	1538.18	-14.17	-24.42	
Kankun	50.00 - 100.00	75.63	70.00	73.24	5.63	3.26	Mutton	3300.00 - 3600.00	3433.33	3400.00	3122.22	33.33	9.96
Gotukola	120.00 - 150.00	126.47	124.50	99.09	1.97	27.63	Pork	1300.00 - 1400.00	1350.00	1360.00	1680.00	-10.00	-19.64

This Week: Week 26: 21 - 27 June 2024
Last Week: Week 25: 14 - 20 June 2024

Table 16: Farmgate/Producer Prices of Food Commodities in Selected Producing Areas (Rs/kg)

Week 26: 21 - 27 June 2024

COMMODITY	Range	Average Price	COMMODITY	Range	Average Price	COMMODITY	Range	Average Price
Paddy			Vegetable (Up Country)			Snake Gourd		
Short Grain			Beans			Dambulla	110.00 - 130.00	122.00
A'pura	122.00 - 125.00	123.20	Dambulla	390.00 - 430.00	410.00	Hambantota	-	
P'haruwa	-		Welimada	410.00 - 430.00	418.00	Embilipitiya	170.00 - 200.00	184.00
Kalawewa	-		Badulla	450.00 - 500.00	475.00	Matara	-	
Kurunegala	124.00 - 126.00	125.00	Carrot			A'pura	240.00 - 260.00	248.00
Dehiattakandiya	120.00 - 122.00	121.33	N'Eliya	380.00 - 390.00	384.00	Luffa		
Nikaweratiya	-		Welimada	250.00 - 260.00	254.00	Dambulla	172.50 - 190.00	183.75
Ampara	-		Hanguranketha	-		Hambantota	-	
Long Grain (White)			Leeks			Embilipitiya	200.00 - 220.00	212.50
A'pura	116.00 - 119.00	117.20	N'Eliya	430.00 - 440.00	434.00	Matara	-	
P'haruwa	-		Welimada	400.00 - 420.00	412.00	A'pura	280.00 - 300.00	288.00
Kalawewa	-		Beetroot			Green Chillies		
Kurunegala	117.00 - 119.00	118.00	N'Eliya	420.00 - 440.00	432.00	Dambulla	100.00 - 120.00	112.00
Dehiattakandiya	113.00 - 114.00	113.67	Dambulla	480.00 - 510.00	493.33	Hambantota	-	
Embilipitiya	-		Kurunegala	-		Embilipitiya	170.00 - 200.00	188.00
Nikaweratiya	-		Welimada	400.00 - 420.00	405.00	Puttalam	-	
Hambantota	-		Hanguranketha	-		A'pura	280.00 - 300.00	288.00
Ampara	-		Knol Khol			Pumpkin		
Long Grain (Red)			N'Eliya	240.00 - 260.00	252.00	Dambulla	145.00 - 167.50	158.00
Matara	115.00 - 118.00	116.50	Welimada	200.00 - 230.00	220.00	Hambantota	-	
Hambantota	-		Hanguranketha	-		Embilipitiya	100.00 - 120.00	112.50
Embilipitiya	114.00 - 115.00	114.75	Raddish			Matara	-	
Keeri Samba			N'Eliya	120.00 - 130.00	126.00	A'pura	130.00 - 150.00	138.00
A'pura	140.00 - 145.00	142.00	Welimada	70.00 - 80.00	74.00	Moneragala	120.00 - 140.00	128.00
P'haruwa	-		Hambantota	-		Cucumber		
Kalawewa	-		Hanguranketha	-		A'pura	80.00 - 100.00	88.00
Kurunegala	145.00 - 145.00	145.00	Cabbage			Dambulla	45.00 - 57.00	50.40
Dehiattakandiya	130.00 - 132.00	131.00	N'Eliya	140.00 - 160.00	152.00	Hambantota	-	
Red Onion			Welimada	90.00 - 110.00	98.00	Matara	-	
Puttalam	-		Badulla	120.00 - 150.00	130.00	Long Beans		
Jaffna	290.00 - 320.00	304.00	Hanguranketha	-		Dambulla	145.00 - 182.50	163.00
Big Onion			Tomato			Hambantota	-	
Dambulla	-		Welimada	400.00 - 430.00	420.00	Embilipitiya	190.00 - 220.00	204.00
Kalawewa	-		Hambantota	-		Matara	220.00 - 240.00	232.50
A'pura	-		Dambulla	370.00 - 410.00	392.00	A'pura	280.00 - 300.00	288.00
Potato			Hanguranketha	-		Ash Plantain		
N'Eliya	300.00 - 320.00	312.00	Vegetable (Low Country)			Hambantota	-	
Badulla	-		Ladies Fingers			Embilipitiya	90.00 - 110.00	102.00
Welimada	270.00 - 290.00	278.00	A'pura	160.00 - 200.00	176.00	Matara	100.00 - 110.00	105.00
Pulses			Dambulla	100.00 - 120.00	109.00	Lime		
Green Gram			Hambantota	-		Hambantota	-	
Hambantota	-		Embilipitiya	110.00 - 130.00	120.00	Embilipitiya	700.00 - 750.00	725.00
Moneragala	650.00 - 680.00	662.00	Matara	100.00 - 115.00	106.25	Moneragala	850.00 - 900.00	870.00
Embilipitiya	750.00 - 760.00	755.00	Brinjal			Fruits (Rs/kg)		
Nikaweratiya	-		A'pura	220.00 - 240.00	228.00	Banana		
A'pura	650.00 - 700.00	675.00	Dambulla	190.00 - 230.00	206.00	Ambul		
Cowpea			Hambantota	-		Moneragala	40.00 - 50.00	44.00
Hambantota	-		Embilipitiya	160.00 - 200.00	177.50	Embilipitiya	90.00 - 120.00	104.00
Nikaweratiya	-		Matara	250.00 - 280.00	267.50	Hambantota	-	
Moneragala	600.00 - 650.00	620.00	Welimada	200.00 - 230.00	214.00	Kolikuttu		
Embilipitiya	700.00 - 720.00	710.00	Capsicum			Moneragala	150.00 - 180.00	162.00
Maize			Badulla	400.00 - 400.00	400.00	Embilipitiya	280.00 - 320.00	302.50
A'pura	140.00 - 145.00	142.50	Welimada	580.00 - 620.00	595.00	Hambantota	-	
Kalawewa	-		Bitter Gourd			Papaw		
Gingelly			A'pura	540.00 - 560.00	548.00	Moneragala	100.00 - 120.00	108.00
A'pura	540.00 - 560.00	550.00	Dambulla	390.00 - 420.00	408.00	Embilipitiya	150.00 - 170.00	160.00
Kalawewa	-		Hambantota	-		Hambantota	-	
Black Gram			Embilipitiya	400.00 - 430.00	416.67	Pineapple		
A'pura	600.00 - 630.00	615.00	Matara	-		Divulapitiya	-	
Kalawewa	-							

Annex 01 - Colombo Markets: Retail Prices of Rice and Subsidiary Food Crops (Rs/kg)

Week 26: 21 - 27 June 2024

CROP	PELIYAGODA	MAHARAGAMA	KIRULAPONE	NUGEGODA	NARAHENPITA	DEMATAGODA	THOTALANGA	KADAWATHA	KIRIBATHGODA
<u>Rice</u>									
Local									
Samba 1	230.00 - 240.00	230.00 - 270.00	240.00 - 270.00	230.00 - 260.00	260.00 - 270.00	230.00 - 270.00	250.00 - 270.00	230.00 - 250.00	230.00 - 260.00
Samba 2	-	-	-	-	-	-	-	-	-
Keeri Samba	350.00 - 350.00	350.00 - 350.00	360.00 - 360.00	-	360.00 - 390.00	-	-	340.00 - 340.00	-
Nadu 1	220.00 - 225.00	220.00 - 230.00	220.00 - 230.00	220.00 - 230.00	220.00 - 230.00	220.00 - 230.00	220.00 - 230.00	220.00 - 230.00	220.00 - 230.00
Nadu 2	-	-	-	-	-	-	-	-	-
Raw (Red)	200.00 - 210.00	200.00 - 210.00	200.00 - 210.00	200.00 - 210.00	210.00 - 210.00	200.00 - 210.00	200.00 - 210.00	200.00 - 220.00	200.00 - 210.00
Raw (White)	210.00 - 220.00	220.00 - 220.00	210.00 - 220.00	210.00 - 220.00	210.00 - 220.00	210.00 - 220.00	210.00 - 220.00	210.00 - 220.00	210.00 - 220.00
Imported									
Samba	290.00 - 290.00	-	300.00 - 300.00	290.00 - 290.00	290.00 - 300.00	290.00 - 300.00	290.00 - 300.00	290.00 - 290.00	290.00 - 290.00
Nadu	-	-	-	-	-	-	-	-	-
Raw (Red)	-	-	-	-	-	-	-	-	-
Raw (White)	-	-	-	-	-	-	-	-	-
<u>Dried Chillies</u>									
Imported	800.00 - 850.00	1000.00 - 1200.00	950.00 - 1200.00	900.00 - 1200.00	950.00 - 1200.00	850.00 - 1100.00	1200.00 - 1200.00	900.00 - 1200.00	900.00 - 1200.00
<u>Red Onion</u>									
Sinnan	-	-	-	-	-	-	-	-	-
Vedalan	-	460.00 - 640.00	480.00 - 600.00	480.00 - 600.00	460.00 - 480.00	500.00 - 600.00	-	-	550.00 - 600.00
Imported	400.00 - 400.00	-	-	-	440.00 - 480.00	480.00 - 500.00	450.00 - 480.00	460.00 - 480.00	480.00 - 480.00
<u>Big Onion</u>									
Imported	240.00 - 260.00	260.00 - 300.00	260.00 - 280.00	240.00 - 280.00	240.00 - 300.00	260.00 - 300.00	240.00 - 280.00	240.00 - 300.00	230.00 - 260.00
Local	-	-	-	-	-	-	-	-	-
<u>Potato</u>									
Welimada	-	-	-	-	-	-	-	-	-
N'Eliya	360.00 - 380.00	390.00 - 480.00	360.00 - 440.00	400.00 - 440.00	400.00 - 440.00	-	-	360.00 - 460.00	360.00 - 420.00
Imported	200.00 - 220.00	-	240.00 - 240.00	240.00 - 240.00	240.00 - 240.00	240.00 - 240.00	220.00 - 240.00	220.00 - 240.00	220.00 - 240.00
<u>Pulses</u>									
Green Gram	950.00 - 1100.00	-	1200.00 - 1400.00	1500.00 - 1500.00	1200.00 - 1500.00	1100.00 - 1150.00	1100.00 - 1500.00	1120.00 - 1200.00	1400.00 - 1500.00
Cowpea (White)	850.00 - 900.00	-	-	1000.00 - 1100.00	900.00 - 1100.00	-	850.00 - 900.00	920.00 - 1100.00	1100.00 - 1100.00
Cowpea (Red)	850.00 - 900.00	-	1000.00 - 1000.00	1000.00 - 1200.00	900.00 - 1200.00	880.00 - 880.00	850.00 - 850.00	850.00 - 850.00	1200.00 - 1200.00
Red Dhal	300.00 - 320.00	300.00 - 360.00	320.00 - 350.00	340.00 - 360.00	300.00 - 360.00	300.00 - 320.00	300.00 - 320.00	300.00 - 320.00	320.00 - 360.00

Annex 02 - Colombo Markets: Retail Prices of Vegetables (Rs/kg) and Coconut (Rs/nut)

Week 26: 21 - 27 June 2024

CROP	PELIYAGODA	MAHARAGAMA	KIRULAPONE	NUGEGODA	NARAHENPITA	DEMATAGODA	THOTALANGA	KADAWATHA	KIRIBATHGODA
<i>Vegetable</i>									
Beans	500.00 - 600.00	720.00 - 800.00	600.00 - 600.00	500.00 - 600.00	600.00 - 800.00	600.00 - 600.00	500.00 - 550.00	600.00 - 800.00	600.00 - 800.00
Carrot	450.00 - 500.00	640.00 - 640.00	480.00 - 560.00	480.00 - 600.00	480.00 - 600.00	450.00 - 600.00	450.00 - 450.00	480.00 - 480.00	600.00 - 640.00
Leeks	550.00 - 600.00	760.00 - 800.00	600.00 - 720.00	600.00 - 800.00	680.00 - 800.00	600.00 - 800.00	600.00 - 600.00	600.00 - 800.00	800.00 - 800.00
Beetroot	600.00 - 650.00	800.00 - 900.00	720.00 - 800.00	900.00 - 900.00	800.00 - 900.00	800.00 - 800.00	600.00 - 700.00	800.00 - 900.00	800.00 - 800.00
Knolkhol	300.00 - 350.00	480.00 - 600.00	520.00 - 600.00	480.00 - 600.00	300.00 - 480.00	-	300.00 - 400.00	-	400.00 - 600.00
Raddish	200.00 - 240.00	360.00 - 400.00	280.00 - 320.00	320.00 - 400.00	240.00 - 320.00	240.00 - 240.00	220.00 - 280.00	320.00 - 320.00	300.00 - 400.00
Cabbage	240.00 - 300.00	320.00 - 400.00	280.00 - 320.00	320.00 - 400.00	240.00 - 320.00	320.00 - 320.00	240.00 - 320.00	320.00 - 400.00	400.00 - 400.00
Tomato	600.00 - 650.00	800.00 - 1000.00	720.00 - 800.00	800.00 - 800.00	680.00 - 700.00	600.00 - 800.00	650.00 - 700.00	800.00 - 1000.00	1000.00 - 1000.00
Ladies Fingers	180.00 - 200.00	360.00 - 400.00	280.00 - 320.00	320.00 - 320.00	240.00 - 280.00	320.00 - 320.00	220.00 - 320.00	320.00 - 320.00	400.00 - 400.00
Brinjal	360.00 - 400.00	560.00 - 640.00	400.00 - 400.00	320.00 - 480.00	320.00 - 480.00	320.00 - 400.00	400.00 - 480.00	400.00 - 640.00	400.00 - 640.00
Capsicum	650.00 - 700.00	900.00 - 1000.00	800.00 - 900.00	1000.00 - 1000.00	600.00 - 900.00	800.00 - 800.00	700.00 - 750.00	700.00 - 800.00	800.00 - 1000.00
Pumpkin	200.00 - 220.00	240.00 - 280.00	280.00 - 320.00	320.00 - 320.00	240.00 - 240.00	280.00 - 320.00	200.00 - 200.00	280.00 - 320.00	320.00 - 320.00
Cucumber	150.00 - 160.00	240.00 - 280.00	200.00 - 240.00	240.00 - 280.00	200.00 - 240.00	200.00 - 240.00	150.00 - 180.00	240.00 - 280.00	200.00 - 280.00
Bitter Gourd	600.00 - 650.00	680.00 - 800.00	800.00 - 800.00	900.00 - 900.00	800.00 - 900.00	-	600.00 - 700.00	800.00 - 900.00	800.00 - 880.00
Snake Gourd	300.00 - 320.00	480.00 - 480.00	400.00 - 480.00	480.00 - 480.00	320.00 - 480.00	480.00 - 480.00	320.00 - 350.00	400.00 - 480.00	400.00 - 480.00
Drumstick	1000.00 - 1500.00	960.00 - 1000.00	800.00 - 1000.00	1500.00 - 1500.00	800.00 - 900.00	-	850.00 - 1000.00	-	-
Luffa	280.00 - 300.00	480.00 - 560.00	400.00 - 480.00	320.00 - 480.00	320.00 - 480.00	280.00 - 280.00	300.00 - 350.00	560.00 - 560.00	300.00 - 560.00
Long Beans	300.00 - 360.00	480.00 - 560.00	400.00 - 400.00	400.00 - 560.00	320.00 - 400.00	400.00 - 400.00	350.00 - 400.00	320.00 - 440.00	350.00 - 560.00
Ash Plantain	260.00 - 300.00	400.00 - 480.00	360.00 - 400.00	480.00 - 480.00	240.00 - 400.00	320.00 - 480.00	320.00 - 400.00	280.00 - 280.00	300.00 - 480.00
Green Chillies	200.00 - 250.00	600.00 - 600.00	400.00 - 500.00	600.00 - 600.00	450.00 - 600.00	600.00 - 600.00	280.00 - 420.00	400.00 - 500.00	300.00 - 600.00
Lime	1200.00 - 1300.00	1600.00 - 1800.00	1800.00 - 2000.00	1200.00 - 1200.00	1400.00 - 1800.00	1600.00 - 2000.00	1400.00 - 1800.00	1500.00 - 2000.00	1600.00 - 2000.00
<i>Root Crops</i>									
Sweet Potato	240.00 - 250.00	220.00 - 360.00	320.00 - 320.00	320.00 - 360.00	240.00 - 320.00	320.00 - 320.00	220.00 - 240.00	360.00 - 360.00	320.00 - 320.00
Manioc	150.00 - 160.00	220.00 - 240.00	200.00 - 240.00	240.00 - 240.00	240.00 - 240.00	-	150.00 - 180.00	200.00 - 200.00	220.00 - 240.00
<i>Leafy Vegetable</i>									
Mukunuwenna	50.00 - 60.00	80.00 - 80.00	70.00 - 70.00	80.00 - 100.00	70.00 - 80.00	80.00 - 80.00	50.00 - 90.00	80.00 - 100.00	80.00 - 100.00
Kankun	50.00 - 60.00	80.00 - 80.00	70.00 - 70.00	80.00 - 100.00	80.00 - 80.00	80.00 - 80.00	50.00 - 80.00	80.00 - 100.00	80.00 - 100.00
Gotukola	120.00 - 150.00	120.00 - 120.00	120.00 - 120.00	120.00 - 150.00	120.00 - 120.00	120.00 - 120.00	120.00 - 120.00	120.00 - 120.00	120.00 - 120.00
<i>Coconut</i>									
Large	100.00 - 110.00	120.00 - 130.00	110.00 - 130.00	110.00 - 130.00	110.00 - 120.00	100.00 - 120.00	120.00 - 130.00	120.00 - 120.00	120.00 - 125.00
Small	90.00 - 95.00	100.00 - 100.00	85.00 - 100.00	100.00 - 100.00	85.00 - 100.00	90.00 - 90.00	90.00 - 100.00	90.00 - 90.00	100.00 - 100.00

Annex 03 - Colombo Markets: Retail Prices of Fruits (Rs/fruit)

Week 26: 21 - 27 June 2024

CROP	PELIYAGODA	MAHARAGAMA	KIRULAPONE	NUGEGODA	NARAHENPITA	DEMATAGODA	THOTALANGA	KADAWATHA	KIRIBATHGODA
<i>Plantain</i>									
Ambul (Rs/Kg)	200.00 - 250.00	220.00 - 260.00	240.00 - 260.00	200.00 - 240.00	200.00 - 250.00	200.00 - 200.00	180.00 - 220.00	200.00 - 230.00	180.00 - 200.00
Kolikuttu (Rs/Kg)	450.00 - 500.00	480.00 - 550.00	500.00 - 550.00	450.00 - 450.00	500.00 - 550.00	450.00 - 550.00	460.00 - 520.00	450.00 - 550.00	450.00 - 500.00
Seeni (Rs/Kg)	160.00 - 200.00	240.00 - 250.00	240.00 - 250.00	200.00 - 240.00	200.00 - 240.00	200.00 - 230.00	200.00 - 220.00	200.00 - 220.00	180.00 - 200.00
Anamalu	36.00 - 40.00	42.00 - 44.00	44.00 - 46.00	38.00 - 40.00	35.00 - 37.00	32.00 - 35.00	40.00 - 40.00	40.00 - 44.00	35.00 - 37.00
Ambun	40.00 - 45.00	50.00 - 52.00	58.00 - 60.00	50.00 - 52.00	46.00 - 48.00	42.00 - 45.00	50.00 - 54.00	50.00 - 54.00	45.00 - 50.00
<i>Pineapple</i>									
Large	520.00 - 540.00	600.00 - 600.00	700.00 - 700.00	550.00 - 550.00	600.00 - 700.00	-	550.00 - 550.00	550.00 - 550.00	550.00 - 550.00
Medium	400.00 - 420.00	460.00 - 500.00	480.00 - 500.00	400.00 - 400.00	450.00 - 500.00	400.00 - 400.00	400.00 - 400.00	400.00 - 500.00	400.00 - 400.00
Small	320.00 - 340.00	300.00 - 300.00	400.00 - 400.00	-	320.00 - 400.00	300.00 - 300.00	300.00 - 300.00	320.00 - 350.00	350.00 - 350.00
<i>Mango</i>									
Betti	-	-	-	-	-	-	-	-	-
Karthakolomban	60.00 - 80.00	150.00 - 150.00	130.00 - 140.00	150.00 - 150.00	150.00 - 150.00	80.00 - 100.00	65.00 - 70.00	100.00 - 120.00	100.00 - 120.00
Vilad	60.00 - 70.00	-	-	-	70.00 - 70.00	-	70.00 - 80.00	-	-
Kohu	-	-	-	-	-	-	-	-	-
<i>Other Fruits</i>									
Wood Apple	160.00 - 200.00	250.00 - 260.00	200.00 - 240.00	260.00 - 260.00	200.00 - 240.00	-	-	200.00 - 200.00	250.00 - 260.00
Orange	150.00 - 160.00	150.00 - 150.00	180.00 - 200.00	200.00 - 200.00	150.00 - 170.00	180.00 - 200.00	150.00 - 150.00	200.00 - 200.00	200.00 - 200.00
Avocado	80.00 - 90.00	80.00 - 85.00	130.00 - 140.00	140.00 - 140.00	130.00 - 140.00	80.00 - 80.00	100.00 - 120.00	120.00 - 140.00	120.00 - 140.00
Slime Apple	38.00 - 42.00	150.00 - 180.00	180.00 - 180.00	120.00 - 140.00	100.00 - 120.00	-	-	70.00 - 75.00	-
Grapes (Rs/Kg)	1800.00 - 1900.00	2200.00 - 2200.00	2600.00 - 2800.00	2500.00 - 2600.00	2200.00 - 2200.00	-	2000.00 - 2700.00	2000.00 - 2800.00	2100.00 - 2300.00
Papaw (Rs/Kg)	230.00 - 250.00	250.00 - 360.00	300.00 - 360.00	280.00 - 300.00	260.00 - 300.00	250.00 - 300.00	250.00 - 250.00	250.00 - 280.00	230.00 - 250.00
Passion	70.00 - 80.00	-	100.00 - 120.00	100.00 - 100.00	100.00 - 100.00	-	-	120.00 - 120.00	-
King Coconut	180.00 - 200.00	200.00 - 200.00	-	200.00 - 200.00	180.00 - 200.00	200.00 - 200.00	-	-	180.00 - 180.00

Annex 04 - Colombo Markets: Retail Prices of Sea Fish and Dried Fish (Rs/kg)

Week 26: 21 - 27 June 2024

31

CROP	PELIYAGODA	MAHARAGAMA	KIRULAPONE	NUGEGODA	NARAHENPITA	DEMATAGODA	THOTALANGA	KADAWATHA	KIRIBATHGODA
<i>Sea Fish</i>									
Salaya	550.00 - 700.00	720.00 - 720.00	700.00 - 700.00	900.00 - 900.00	600.00 - 600.00	800.00 - 800.00	600.00 - 600.00	600.00 - 720.00	720.00 - 720.00
Hurulla	850.00 - 950.00	-	850.00 - 900.00	-	-	-	1000.00 - 1000.00	-	1000.00 - 1000.00
Balaya	700.00 - 750.00	1600.00 - 1600.00	-	-	-	1000.00 - 1000.00	1000.00 - 1400.00	700.00 - 720.00	1200.00 - 1200.00
Kelawalla	1350.00 - 1500.00	2800.00 - 2800.00	2000.00 - 2200.00	3000.00 - 3000.00	2800.00 - 2800.00	1600.00 - 2200.00	2000.00 - 2000.00	2000.00 - 2400.00	2600.00 - 2600.00
Thora	2000.00 - 2200.00	3200.00 - 3200.00	-	3800.00 - 3800.00	3800.00 - 3800.00	2800.00 - 2800.00	-	-	3600.00 - 3600.00
Paraw	1450.00 - 1600.00	2600.00 - 2600.00	1800.00 - 1800.00	2600.00 - 2600.00	2600.00 - 2600.00	2400.00 - 2400.00	1600.00 - 1600.00	1600.00 - 1600.00	2200.00 - 2200.00
Mora	1100.00 - 1300.00	1800.00 - 1800.00	1800.00 - 1800.00	1800.00 - 1800.00	-	-	1500.00 - 1500.00	-	-
Shrimps Small	1850.00 - 2000.00	1800.00 - 1800.00	1800.00 - 2200.00	2000.00 - 2000.00	1800.00 - 1800.00	1800.00 - 1800.00	1800.00 - 2000.00	1800.00 - 1920.00	1900.00 - 1900.00
Talapath	2000.00 - 2500.00	3200.00 - 3200.00	3000.00 - 3200.00	3200.00 - 3200.00	3400.00 - 3400.00	2800.00 - 3000.00	2800.00 - 2800.00	2600.00 - 3200.00	2600.00 - 3200.00
<i>Eggs (Rs/egg)</i>									
Brown	56.00 - 57.00	55.00 - 55.00	55.00 - 55.00	56.00 - 56.00	56.00 - 56.00	-	56.00 - 56.00	56.00 - 56.00	58.00 - 58.00
White	54.00 - 55.00	53.00 - 55.00	53.00 - 53.00	55.00 - 55.00	53.00 - 53.00	53.00 - 53.00	53.00 - 53.00	54.00 - 55.00	53.00 - 54.00
<i>Dried Fish</i>									
Sprats	2000.00 - 2300.00	2000.00 - 2000.00	2500.00 - 2500.00	2400.00 - 2400.00	2000.00 - 2500.00	1900.00 - 2000.00	-	1900.00 - 1900.00	1900.00 - 2400.00
Kattawa	1800.00 - 2000.00	1900.00 - 1900.00	2200.00 - 2200.00	-	1800.00 - 1800.00	2300.00 - 2300.00	2000.00 - 2000.00	-	-
Thora	-	-	-	-	-	-	-	-	-
Mora	2200.00 - 2400.00	2400.00 - 2400.00	2400.00 - 2500.00	2500.00 - 2500.00	2000.00 - 2500.00	2400.00 - 2600.00	2400.00 - 2400.00	2400.00 - 2400.00	2400.00 - 2600.00
Balaya	1500.00 - 1700.00	1600.00 - 1700.00	1700.00 - 1800.00	1600.00 - 1600.00	1600.00 - 1800.00	2000.00 - 2000.00	1500.00 - 1600.00	1600.00 - 1600.00	1800.00 - 2000.00
Anguluwa	1900.00 - 2100.00	2000.00 - 2000.00	2200.00 - 2200.00	2400.00 - 2400.00	2200.00 - 2200.00	2400.00 - 2400.00	-	-	-
Salaya	800.00 - 1000.00	1000.00 - 1200.00	-	1200.00 - 1200.00	1000.00 - 1200.00	1200.00 - 1200.00	900.00 - 1000.00	1200.00 - 1200.00	1200.00 - 1200.00
<i>Meat</i>									
Beef (without Bones)	-	-	2600.00 - 2600.00	-	-	-	2500.00 - 2500.00	-	-
Chicken (Broiler)	-	1100.00 - 1120.00	1120.00 - 1120.00	1120.00 - 1150.00	1110.00 - 1110.00	1100.00 - 1100.00	1140.00 - 1200.00	1200.00 - 1200.00	1200.00 - 1200.00
Chicken (Curry)	-	1100.00 - 1100.00	-	-	-	-	1150.00 - 1200.00	-	1200.00 - 1200.00
Mutton	-	-	3400.00 - 3400.00	-	-	3300.00 - 3300.00	3300.00 - 3300.00	3600.00 - 3600.00	3400.00 - 3600.00
Pork	-	-	-	-	-	-	-	1400.00 - 1400.00	1300.00 - 1300.00

Annex 05 : Food Composition of Selected Food Commodities

Commodity	Energy (kcal/100g)	Protein (g/100g)	Total fat (g/100g)	Retinol Eq (µ g/100g)	Vit B2 (mg/100g)	Vit B6 (mg/100g)	Folate (µg/100g)	Vit C (mg/100g)	Calcium (mg/100g)	Magnesium (mg/100g)	Iron (mg/100g)	Zinc (mg/100g)
Rice												
Rice - (white Kekulu - normal)	361	9.88	1.52	-	0.03	0.09	10.67	-	6.94	26.29	1.22	1.5
Rice - (white Kekulu Samba)	355	8.81	1.53	-	0.03	0.09	8.11	-	9.82	30.48	0.92	1.7
Rice - (Red Kekulu - normal)	366	8.64	2.12	-	0.05	0.1	8.39	-	4.73	31.7	0.88	1.84
Rice -Samba	369	6.86	2.45	-	0.05	0.13	12.79	-	8.71	37.26	1.18	1.49
Rice - Nadu White	366	7.76	1.48	-	0.03	0.12	9.35	-	4.57	20.1	0.64	1.61
Dried chilies												
	233	12.68	6.41	437	0.84	0.42	46.83	NA	107	231	5.39	1.65
Onion												
Big onions	48	1.67	0.24	0.16	0.01	0.1	32.99	7.58	14.82	16.94	0.45	0.25
Red onions	55	2.13	0.15	0.18	0.02	0.13	30.15	14.26	20.37	19.32	0.31	0.28
Potatoes												
	71	1.67	0.25		0.01	0.09	14.31	20.5	9.83	23.84	0.46	0.29
Pulses												
Green gram	290	21.97	0.93	19.5	0.28	0.33	135	NA	98.96	146	4.15	2.86
White cowpea	320	21.25	1.14	1.36	0.09	0.26	249	NA	84.1	213	5.04	3.57
Red cowpea	320	20.24	1.08	0.96	0.11	0.27	273	NA	81.83	194	4.95	3.4
Red Dhal	319	23.09	0.77	1.06	1.6	0.22	55	NA	41.27	66.63	7.45	3.34
Vegetables												
Beans	46	3.95	0.15	6.64	0.1	0.3	45.2	7.02	35.68	45.56	0.7	0.59
Carrot	30	0.85	0.45	1240	0.03	0.1	24.71	5.93	27.65	11.7	0.59	0.25
Leeks	30	1.74	0.49	18.56	0.02	0.19	42.63	4.65	29.28	11.77	1.49	0.43
Beetroot	31	2.12	0.15	1.52	0.01	0.09	108	4.51	20.29	34.88	0.77	0.29
Knolkhol	16	1.69	0.34		0.05	0.19	12.7	77.64	40.09	19.35	0.23	0.18
Radish	29	0.75	0.11		0.02	0.09	18.09	12.13	35.64	13.56	0.38	0.16
Cabbage	21	1.35	0.14	3.35	0.05	0.14	52.66	29.62	56.85	18.47	0.33	0.16

Tomatoes	20	0.88	0.56	165	0.03	0.09	20.16	25.58	9.69	14.93	0.31	0.12
Ladies fingers	26	2.06	0.19	12.41	0.08	0.28	70.62	24.48	92.26	55.23	0.96	0.44
Brinjal (Pandora Striped)	29	1.49	0.31	23	0.12	0.09	30.99	1.49	18.95	18	0.32	0.19
Brinjal (Chinese eggplant)	24	1.28	0.33	16.83	0.12	0.11	32.94	3.37	14.4	21.18	0.28	0.16
Capsicum	23	1.22	0.34	38.96	0.03	0.29	28.65	49.63	12.65	11.21	0.21	0.31
Pumpkin (Common)	31	0.86	0.3	30.41	0.02	0.09	17.72	8.73	18.75	9.93	0.49	0.25
Cucumber	19	0.98	0.24	0.58	0.01	0.08	19.66	4.08	22.1	18.22	0.67	0.21
Bitter gourd	19	1.47	0.23	55.08	0.05	0.06	53.1	46.89	25.19	35.81	1.75	0.26
Snake gourd (Dark green)	11	0.82	0.25	10.41	0.03	0.12	18.09	3.54	26.83	25.84	0.41	0.11
Snake gourd (Pale green)	11	0.89	0.25	5.14	0.03	0.07	16.52	2.85	27.11	21.77	0.47	0.2
Drumstick	30	2.48	0.12	3.13	0.06	0.12	60.48	92.33	22.27	28.51	0.5	0.26
Watakolu	12	0.86	0.15	59.33	0.01	0.07	25.48	6.41	14.67	14.01	4.42	0.45
Long beans	24	3.36	0.3	-	0.06	0.11	99.98	8.93	44.22	33.17	1.01	0.08
Ash Plantain	76	2.84	0.56	0.06	0.02	0.07	6.82	4.49	5.19	22.55	0.39	0.21
Green chillies	39	2.28	0.76	38.16	0.08	0.25	21.29	98.61	20.25	36.91	1.25	0.29
Limes	26	0.66	0.26	0.36	0.01	0.05	12.1	38.05	26	15.25	0.12	0.05
Kekiri	17	1.01	0.25	0.76	0.01	0.07	17.34	8.07	25.72	26.2	0.63	0.22
Ash pumpkin (Ash guord)	18	0.8	0.15		0.01	0.15	14.17	9.14	19.27	23.62	0.48	0.13
Cho-Cho	19	0.58	0.12	0.3	0.04	0.07	63.81	23.76	20.55	13.02	0.49	0.12
Thalana batu (Little prince)	21	1.28	0.39	24.33	0.12	0.09	38.63	2.4	12.38	19.62	0.31	0.22
Thalana batu (Thai eggplant)	21	1.45	0.26	18.33	0.11	0.09	31.18	2.71	17.24	37.22	0.37	0.24
Thibbatu	61	1.66	1.96	15.89	0.03	1.02	72.39	10.8	105	57.46	1.06	0.59
Kohila yams	27	0.64	0.16	1.72	0.01	0.14	4.64	1.67	52.33	33.95	0.61	1.62
Kehel muwa	19	1.36	0.63	4.27	0.02	0.12	40.51	8.16	35.09	31.43	0.38	0.39
Ambaralla	37	0.73	0.44	3.36	0.01	0.1	44.49	35.51	20.7	9.28	0.7	0.12
Mango	50	0.75	0.09	14.5	0.02	0.14	34.89	91.63	28.56	17.74	0.5	0.09
Mushroom	27	2.54	0.42	-	0.15	0.13	7.81	11.56	0.9	14.42	1.32	0.79
Dambala	21	1.84	0.2	38.74	0.08	0.4	33.69	19.82	68.24	31.38	1.2	0.44
Coconuts nuts	390	3.67	39.92	-	0.05	0.11	14.86	-				

Root Crop												
Sweet potato	108	1.27	0.33	NA	0.04	0.09	14.44	22.2	28.93	21.05	0.51	0.14
Manioc	78	0.92	0.19	NA	0.07	0.2	0.1	1.95	25.31	19.08	19.78	23.73
Nelum ala/Lotus root	79	1.94	0.93	NA	0.05	0.19	26.49	26.63	37.71	26.58	3.34	0.35
Kiriala	87	3.96	0.15	1.19	0.03	0.16	20.17	2.71	30.79	41.52	0.6	0.42
Iniala	103	3.2	0.3	33.14	0.01	0.22	22.19	13.03	40.99	28.98	1.31	0.29
Leafy Vegetables												
Mukunuwanna	28	3.15	0.55	92.25	0.09	0.27	96.14	3.24	135	45.38	1.7	1.03
Gotukola	15	0.64	0.47	226	0.07	0.23	70.11	6.74	96.31	41.42	1.25	0.66
Kankun	15	0.47	0.37	1614	0.08	0.4	33.69	19.82	49.21	18.35	1.32	0.44
Kathurumurunga	70	8.01	1.35	2097	0.33	0.22	120	121	901	96.64	4.36	0.53
Nivithi	22	2.2	0.47	959	0.06	0.11	74.05	10.26	163	61.37	1.49	0.67
Thampala	32	3.55	0.72	1474	0.21	0.22	74.27	82	258	209	3.5	1.4
Sarana	20	2.42	0.21	1149	0.03	0.13	58.54	9.89	59.57	42.93	0.13	0.75
Kohila leaves	33	4.1	0.83	300	0.02	0.17	56.76	5.56	19.5	20.32	0.25	0.3
Onion leaves	27	2.01	0.26	NA	0.04	0.18	56.8	23.38	35.21	74.95	3.15	0.77
Cabbage leaves	30	3.63	0.27	8.66	0.05	0.24	63.46	40.76	170	18.47	2.67	0.35
Salad leaves	19	1.05	0.24	NA	0.1	0.06	37.48	11.64	58.23	36.89	2.07	0.27
Cauliflower	23	2.09	0.48	0.14	0.06	0.11	46.67	50.17	22.44	18.52	0.76	0.27
Jackfruit pods	25	2.14	0.34	NA	0.03	0.04	30.7	24.77	37.32	26.08	0.3	0.17
Jackfruit seeds	77	5.66	0.44	NA	0.02	0.08	58.91	15.24	40.87	50.14	0.52	0.42
Meat												
Chicken	176	23.14	9.24	6.88	0.07	0.49	10.09	-	15.06	20.18	0.75	0.64
Beef	160	23.3	7.45	2.15	0.08	0.32	1.93	-	4.8	28.54	2.41	3.31
Mutton	138	20.37	6.23	2.7	0.13	0.28	1.73	-	7.58	19.5	1.62	5.05
Pork	161	18.83	9.5	1.9	0.09	0.28	8.15	-	6.58	8.9	0.79	0.8
Fish												
Balaya	96	21.28	1.12	21.01	0.15	0.12	7.89		6.45	26.02	0.68	0.46
Seer	136	22.28	5.18	81.9	0.07	0.16	15.45		9.85	36.73	0.41	0.74

Shark	95	21.6	0.83	1.11	0.04	0.11	8.57	8.44	32.58	0.41	0.74
Paraw	87	20.02	0.7	1.49	0.02	0.16	6.77	8.17	31.68	0.67	0.41
Thalapath	91	16.04	2.88	12.03	0.1	0.13	78.22	7.64	24.89	0.71	0.67
Kelawalla	109	21.47	2.55	15.95	0.17	0.73	77.39	13.35	33.82	0.68	0.64
Haedaella	87	19.88	0.78	12.18	0.04	0.06	11.7	36.6	53	0.54	0.65
Hurulla	88	17.08	2.18	10.02	0.14	1.66	61.66	103	35.45	1.24	1.05
Karalla / Katuwalla	97	21.8	1.06	1.25	0.02	0.1	14.38	37.06	39.05	0.24	0.42
Kumbala / Angila	101	21.51	1.53	16.34	0.1	0.1	7.13	31.27	37.46	1.46	0.67
Salaya / Sudaya	100	19.5	2.39	15.41	0.18	1.39	60.87	435	42.83	1.4	2.3
Theppli / Telapiya /Korali	83	18.48	1.08	17.14	0.18	0.18	8.29	99.39	24.96	2.84	0.88
Prawns	65	14.85	0.56	1.24	0.03	0.1	15.37	37.81	30.5	0.73	1.1
Crabs	45	10	0.55	8.33	0.14	0.18	13.83	37.81	45.93	0.73	1.1
Cuttle fish	76	16.82	0.93	1.93	0.02	0.04	6.22	8.73	35.46	0.62	1.3
Linna	112	20.3	3.37	15.78	0.23	0.68	59.78				
Coppara	97	22.89	0.56	21.51	0.04	0.12	8.08	7.2	30.08	1.2	0.58
Ray (Maduwa)	97	23.98	0.68	7.55	0.02	0.21	25.59	9.16	24.61	0.74	0.44

Dried Fish

Dried sprats	259	51.16	5.92	12.83	0.25	0.62	438	1178	162	3.06	4.2
Dried keeramin	311	49.6	12.42	12.92	0.13	2.41	144	555	166	2.58	3.19
Dried thalapath	289	54.68	8.04	9.38	0.04	0.43	97.8	62.75	110	1.96	1.45
Dried katta	275	50.04	8.31	2.48	0.03	0.35	80.4	86.55	92.17	1.47	1.16
Dried balaya	282	63.79	3.37	14.32	0.12	1.98	213	83.48	83.45	3.6	1.44
Dried shark / keelan	267	55.03	5.25	10.31	0.04	0.32	187	42.24	92.94	1.48	0.66

Eggs

Hen eggs (Country)	170	13.14	13	208	0.08	0.18	54.6	50.14	11.04	1.64	1.12
Hen eggs (Table)	135	13.55	9.03	200	0.19	0.19	49.46	63.3	12	2.39	1.73
Quail eggs	153	12.39	11.46	153	0.11	0.17	54.86	60.67	11.21	2.55	1.51

Fruits

Banana Embul	109	1.11	1.09	9.68	0.05	0.64	32.98	13.61	9.39	25.67	0.51	0.23
Anamaalu	102	1.04	0.72	16.4	0.04	0.65	21.07	3.66	8.06	27.02	0.51	0.23

Koli kuttu	107	1.38	0.34	8.8	0.03	0.47	18.12	7.71	8.56	38	0.32	0.14
Pineapple	37	0.41	0.17	5.76	0.04	0.12	17.86	39.36	10.37	10.71	0.3	0.09
Papaya	26	0.42	0.16	171	0.11	0.04	54.85	48.62	16.77	8.9	0.23	0.08
Mangoes (Karthakolomban)	79	0.8	0.92	259	0.01	0.1	35.52	17.74	3.12	6.72	0.1	0.08
Mangoes (Vilad)	44	0.76	0.58	146	0.05	0.26	67.6	29.97	16.93	14.79	0.65	0.19
Apple	62	0.29	0.64	0.36	0.02	0.08	3.43	2.9	3.12	6.72	0.1	0.08
Avacado	144	2.95	13.86	2	0.08	0.18	67.17	9.36	28.48	48.14	0.81	0.75
Wood apple	78	3.09	3.62	0.46	0.01	0.14	6.07	13.58	59.15	25.16	0.45	0.32
Orange	46	1.07	0.37	23.44	0.01	0.28	14.46	20.19	31.18	20.36	0.81	0.35
Guava	39	1.53	0.38	19.67	0.01	0.11	25.24	30.88	6.59	12.02	0.53	0.33
Grapes	49	0.95	10.69	3.22	0.04	0.1	7.07	20.51	7.27	6.86	0.28	0.07
Melon	19	0.65	0.16	130	0.02	0.11	6	8.24	4.05	9.76	0.15	0.1

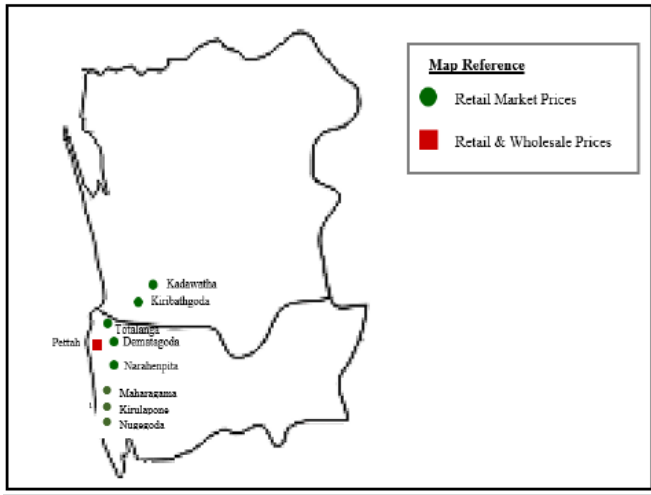
Source: Sri Lanka Food Composition Tables, Ministry of Health - 2021.

Price Collecting Areas



Legend

- Retail Market Prices
- ▲ Wholesale Market Prices
- Retail & Wholesale Prices
- Dedicated Economic Center





HARTI



Ministry of Agriculture

**Food Systems and Market Research Division & Data Management Division
Hector Kobbekaduwa Agrarian Research and Training Institute**

No. 114, Wijerama Mawatha, Colombo 07.

Phone: 011-2696981 Fax: 011-2682283

E-mail: mfpaharti@yahoo.com

Web: www.harti.gov.lk

www.mobilink.lk

දෛනික චිළචිචි තොග මිල, ජංගම දුරකථනයෙන්

හෙක්ටර් කොච්චිකඩුව ගොවි කරියතු පර්යේෂණ හා පුහුණුවීර්මේ ආයතනය අනුමුතයෙන්

මොබිටෙල් ජංගම මිල දර්ශනය

ජාතික ජංගම දුරකථන ජාලයෙන්

6666 අමතන්න.

මොබිටෙල් අද මිල - අත දෙස

මොබිටෙල් ජංගම දුරකථන ජාලයෙන් චිළචිචි තොග මිල දර්ශනය.

විකාශිතයාට රු.2/-

විකාශිතයාට රු.2/-