

## RETAIL MARKET AT A GLANCE

### Summary

#### Rice

The retail price of all local rice varieties has not changed significantly. Price of keeri samba has decreased by Rs.1.00/kg and the price ranged Rs.340.00-370.00/kg price of imported samba have increased by Rs.1.00/kg and the price ranged Rs.290.00-300.00/kg. The average farmgate prices of all the paddy varieties have not changed except for Keeri samba.

(Page No.01)

#### Other Field Crops

Price of imported dried chilies has decreased by Rs.27.00/kg and the price ranged Rs.800.00-1200.00/kg. Price of imported red onion and big onion has decreased by Rs.11.00/kg and Rs.2.00/kg respectively and their prices ranged Rs.380.00-480.00/kg and Rs.240.00-300.00/kg respectively. Price of green gram, white cowpea, red cowpea and red dhal has decreased by Rs.13.00/kg, Rs.5.00/kg, Rs.16.00/kg and Rs.1.00/kg respectively.

(Page No.02-03)

#### Vegetables

With the increased supply from a few producing areas prices of most of the vegetables have decreased. In line with decreased wholesale price, retail price of most of the vegetable varieties also decreased. Considering up country varieties, the highest price decrease was reported for leeks as Rs.113.00/kg However, price of beans increased by Rs.84.00/kg. The prices of tomato decreased by Rs.135.00/kg. Considering low country varieties, the highest price decrease was reported for drumstick as Rs.127.00/kg followed by cucumber Rs.18.00/kg. Prices of bitter gourd, snake gourd, luffa have decreased by Rs.17.00/kg, Rs.7.00/kg and Rs.5.00/kg respectively. Compared to the same period of last year, prices of most of the varieties have increased and the highest price increases was reported for lime as 148%.

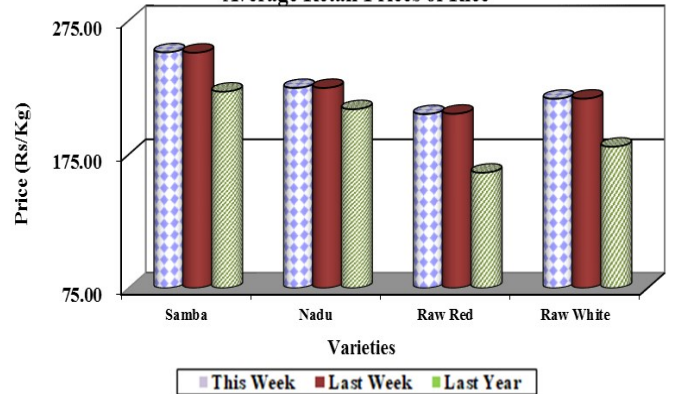
(Page No.04-05)

#### Coconut

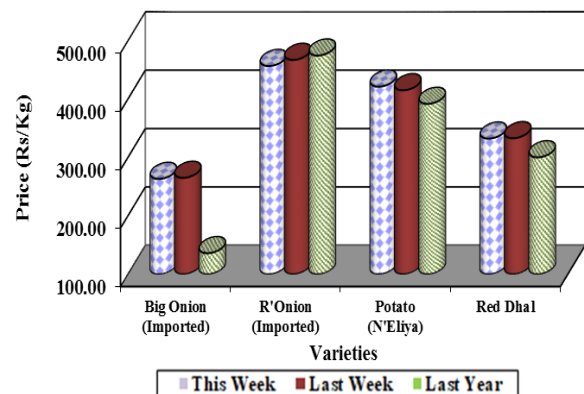
The price of the large nuts has increased by Rs.2.00/nut whereas the price of small nuts has increased by Rs.1.00/nut. Price ranges were Rs.110.00-130.00 for a large nut and Rs.90.00-100.00 for a small nut.

(Page No.05)

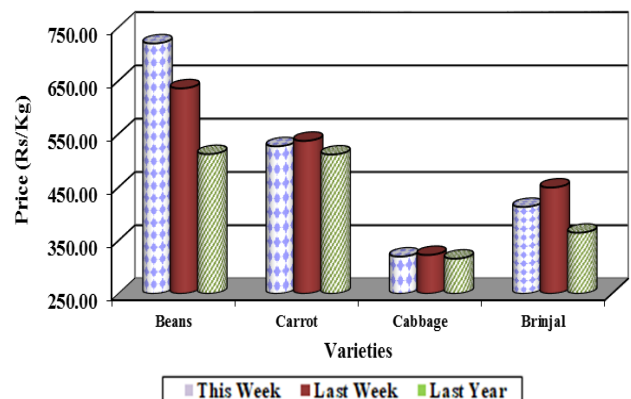
Average Retail Prices of Rice



Average Retail Prices of Other Field Crops



Average Retail Prices of Vegetables



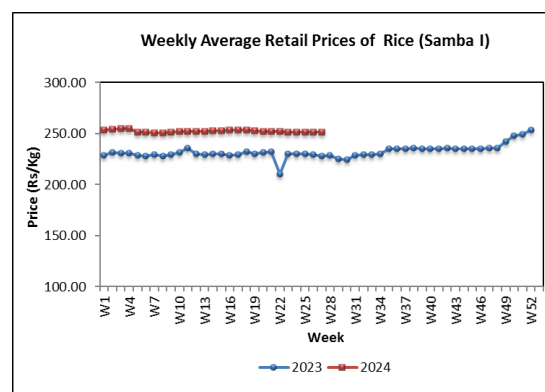
## Rice

### Wholesale

Price of all local rice varieties has not changed significantly and the price range of samba grade I and samba grade II were Rs.235.00-240.00/kg and Rs.228.00-230.00/kg. The price range of both nadu grade I and II were Rs.210.00-215.00/kg and Rs.205.00-207.00/kg. Price of imported ponni samba has increased by 1% and the price ranged Rs.280.00-290.00/kg. Compared to the same period of last year, price of all local rice varieties has increased in the range of 17%-40%. Price of imported ponni samba has increased by 37%.

### Retail

Except keeri samba and imported samba prices of other rice varieties have not changed. Price of keeri samba has decreased by Rs.1.00/kg and the price ranged Rs.340.00-370.00/kg, price of imported samba have increased by Rs.1.00/kg and the price ranged Rs.290.00-300.00/kg. Price of samba I, nadu I, raw red and raw white have ranged Rs.230.00-270.00/kg, Rs.220.00-230.00/kg, Rs.200.00-210.00/kg and Rs.210.00-220.00/kg respectively.



Compared to the same period of last year, the current retail prices of all the rice varieties have increased with the highest price increase recorded as 33% for keeri samba.

## Paddy

The average farmgate price of all paddy varieties has not changed except for the price of keeri samba. Price of short grain paddy (samba) has ranged by Rs.120.00-124.00/kg while the supply of keeri samba paddy has increased in the Anuradhapura area. Hence price has decreased by Rs.5.00/kg the price ranged by Rs.135.00-140.00/kg. Subsequently, the average prices for long grain (white) and long gain red paddy have ranged by Rs.113.00-119.00/kg and Rs.113.00-118.00/kg in major producing areas.

Compared to the same period of last year, the average farmgate price of all the major paddy varieties have increased by 13%-52%.

## Dried Chilies

### Wholesale

Price of imported dried chilies has decreased by 1% and the price ranged Rs.700.00-800.00/kg.

Compared to the same period of last year, price of dried chilies has decreased by 32%.

### Retail

Price of imported dried chilies have decreased by Rs.27.00/kg and the price ranged Rs.800.00-1200.00/kg.

Compared to the same period of last year, the current retail prices of imported dried chilies have decreased by 24%.

## Onion

### Wholesale

Price of vedalan red onion has increased by 3% due to availability of high-quality stocks and the price ranged Rs.400.00-420.00/kg. Price of imported red onion has decreased by 1% and the price ranged Rs.350.00-380.00/kg.

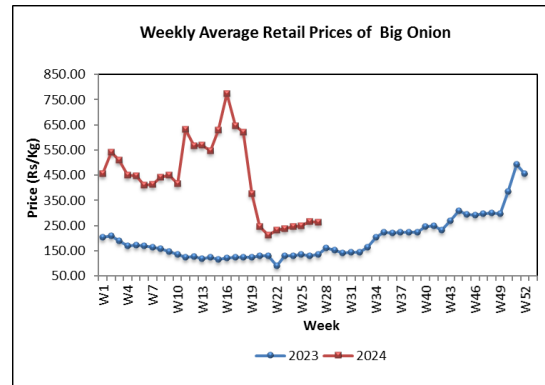
Price of imported big onion has decreased by 11% due to availability of sufficient stocks and the price ranged Rs.135.00-220.00/kg.

Compared to the same period of last year, price of vedalan red onion and imported

red onion have decreased by 10% and 9% while imported big onion has increased by 85%.

### Retail

Price of imported red onion and imported big onion have decreased by Rs.11.00/kg and Rs.2.00/kg respectively and their prices ranged Rs.380.00-480.00/kg and Rs.240.00-300.00/kg respectively. Price of vedalan red onion has increased by Rs.27.00/kg and the price ranged Rs.520.00-640.00/kg.



Compared to the same period of last year, the current retail prices of vedalan and imported red onion have decreased in the range of 4%-8% and that of imported big onion have increased by 94%.

## Potato

### Wholesale

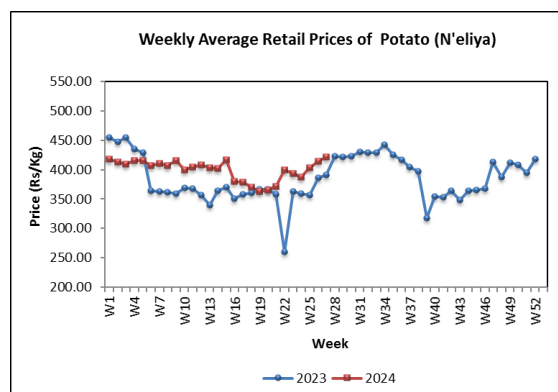
Price of Nuwara Eliya potato has increased by 1% and the price ranged Rs.300.00-370.00/kg. Price of imported potato has increased by 6% due to unavailability of

sufficient stocks and the price ranged Rs.170.00-210.00/kg. Price ranged Rs.170.00-180.00 for Pakistan stocks, Rs.200.00-210.00/kg for Chinese stocks.

Compared to the same period of last year, price of Nuwara Eliya potato has increased by 8% while the price of imported potato has decreased by 10%.

### Retail

Prices of Nuwara Eliya and imported potatoes have increased by Rs.6.00/kg and Rs.2.00/kg respectively and their prices ranged Rs.360.00-440.00/kg and Rs.190.00-240.00/kg respectively.



Compared to the same period of last year, the current retail price of imported potatoes has decreased by 2%.

### Pulses

#### Wholesale

Price of green gram has decreased by 3% due to availability of sufficient stocks and

the price ranged Rs.800.00-900.00/kg. Price of white cowpea and red cowpea have decreased by 1% and 2% due to low demand at the market and the price ranged Rs.750.00-850.00/kg and Rs.700.00-800.00/kg. Price of red dhal has not changed significantly and the price ranged Rs.285.00-290.00/kg.

Compared to the same period of last year, price of green gram has decreased by 1% while the price of white cowpea and red dhal has increased by 21% and 15% respectively.

### Retail

Price of green gram, white cowpea, red cowpea and red dhal have decreased by Rs.13.00/kg, Rs.5.00/kg, Rs.16.00/kg and Rs.1.00/kg respectively and their prices ranged Rs.1000.00-1500.00/kg, Rs.850.00-1200.00/kg, Rs.850.00-1200.00/kg and Rs.300.00-360.00/kg respectively.

Compared to the same period of last year, price of all the pulse varieties have increased in the range of 2%-11%.

### Vegetable

#### Wholesale

With the increased supply from a few producing areas prices of most of the vegetables have decreased.

Considering up country vegetables, with the increased supply from the Kandy area, the highest price decrease was reported for raddish as 18%. Prices of both beetroot and knolkhol have decreased by 17% due to increased supply from Puttalam and Kandy areas, respectively. Likewise, price of leeks has decreased by 16% due to increased low quality stocks with the prevailed rainy weather condition. Price of cabbage has decreased by 12% with the increased supply from Kandy and Bandarawela areas. While price of carrot has decreased by 11% with the increased supply from Nuwara Eliya area. However due to decreased supply from Balangoda and Kandy areas price of beans has increased by 14%.

Due to increased supply from Sooriyawewa and Kandy areas price of tomato has decreased by 16% while with the increased supply from Hatton areas price of capsicum has decreased by 12%.

Considering low county vegetables, the highest price decrease was reported for cucumber as 17% due to increased supply from Embilipitiya and Kandy areas, followed by prices of luffa, snake gourd and bitter gourd have decreased in the range of 11%-14% due to increased supply from Kandy area. However, prices of ash plantain, ladies fingers and long beans have increased in the range of 15%-19% due to

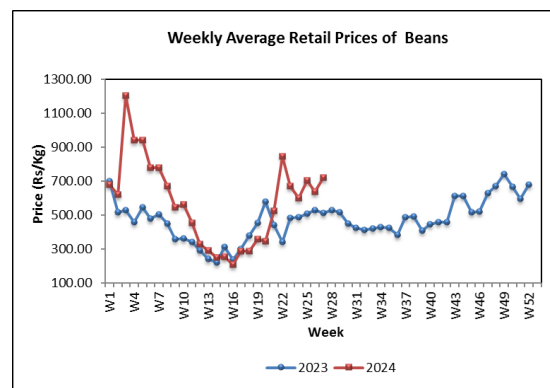
decreased supply from their major producing areas. Price of green chilies has decreased by 2% while price of lime has decreased by 29% due to increased supply from Monaragala area.

Compared to the same period of last year, prices of most of the vegetables have increased and the highest was reported for lime as 155%, followed by price of leeks has increased by 128%.

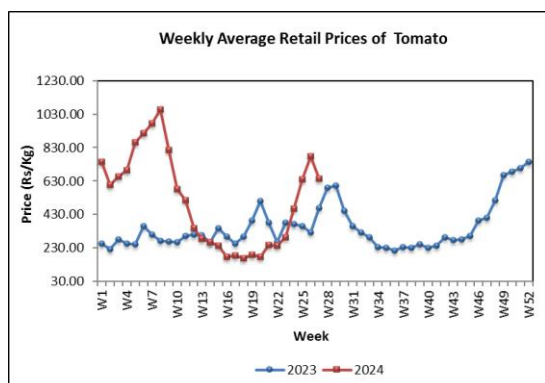
### Retail

In line with decreased wholesale price, retail price of most of the vegetable varieties also decreased.

Considering up country varieties, the highest price decrease was reported for leeks as Rs.113.00/kg followed by beetroot as Rs.95.00/kg. Prices of raddish, carrot, knokhol have decreased by Rs.24.00/kg, Rs.10.00/kg, Rs.4.00/kg respectively. However, price of beans increased by Rs.84.00/kg.



Prices of tomato and capsicum have decreased by Rs.135.00/kg and Rs.11.00/kg respectively.



Considering low country varieties, the highest price decrease was reported for drumstick as Rs.127.00/kg followed by cucumber Rs.18.00/kg. Prices of bitter gourd, snake gourd, luffa have decreased by Rs.17.00/kg, Rs.7.00/kg and Rs.5.00/kg, respectively.

Further, the price of green chilies has decreased by Rs.13.00/kg and lime has decreased by Rs.294.00/kg.

Compared to the same period of last year, prices of most of the varieties have increased and the highest price increase was reported for lime as 148%.

### Coconut Wholesale

Prices of both large and small nuts have increased by 8% and 6% respectively. Price ranges were Rs.100.00-110.00 for a large nut and Rs.85.00-90.00 for a small nut.

Compared to the same period of last year, prices of large and small nuts have increased by 7% and 9% respectively.

### Retail

The price of large nuts has increased by Rs.2.00/nut whereas the price of small nuts has increased by Rs.1.00/nut. Price ranges were Rs.110.00-130.00 for a large nut and Rs.90.00-100.00 for a small nut.

Compared to the same period of last year, prices of large nuts have increased by 4%.

### Fruits

#### Wholesale

Prices of most of the fruit varieties have decreased due to low demand and availability of stocks. The highest price decrease was reported as 21% for wood apple due to increase the supply with commencement of the harvesting season. Price of papaw and orange have decreased by 18% and 16% respectively with low demand and increased supply. Price of kolikuttu and seeni banana has decreased in the range of 2%-8% with low demand. Further, price of passion fruit decreased by 8% with availability of sufficient stocks, while price of imported grapes decreased by 7% with availability of China stocks. Further, prices of kohu mango has decreased by 7% with availability of raw fruits. Prices of all the sizes of pineapple

have decreased in the range of 1%-3% and king coconut by 2% with low demand.

However, price of all the mango varieties except kohu mango has increased in the range of 4%-51% and prices of slime apple and avocado have increased by 29% and 18% with availability of quality stocks. In addition, prices of ambul, anamalu and ambun banana have increased in the range of 1%-6% due to the limited supply.

Compared to the same period of last year, prices of most of the fruit have increased while the highest price increase of 143% reported for passion fruit.

### **Retail**

Retail prices of most of fruits have decreased in line with decreased wholesale prices. Accordingly, the highest price decrease of Rs.43.00/kg was reported for medium sized pineapple while the prices of large size pineapple and small pineapple have decreased by Rs.36.00 and Rs.23.00 respectively with low demand. Further, price of kolikuttu and seeni banana have decreased by Rs.39.00/kg and Rs.11.00/kg respectively. Price of wood apple has decreased by Rs.39.00/fruit and price of papaw has decreased by Rs.19.00/kg. Both prices of slime apple and imported grapes have decreased by Rs.7.00/fruit and Rs.8.00/kg. Price of passion fruit has decreased Rs.3.00/fruit. Meanwhile, price of

karthakolomban and vilad mango varieties have increased by Rs.41.00/fruit and Rs.4.00/fruit. Price of avocado has increased by Rs.17.00/fruit while prices of ambul, ambun and anamalu have increased by Rs.4.00/kg, Rs.2.00/fruit and Rs.1.00/fruit respectively.

Compared to the same period of last year, prices of most of the fruit varieties have increased while the highest price increase of 102% was reported for passionfruit.

### **Fresh Fish**

#### **Wholesale**

Wholesale prices of most of the fresh fish types have increased due to decrease in wholesale supply compared to demand. The highest price increase of 28% was noted of thora due to low supply from Northern areas and the price ranged between Rs.2000.00-3000.00/kg. Likewise, a price increase of 22% was noted for mora due to low supply from Valachchenai, Kalmunai and Trincomalee areas and the price ranged Rs.1200.00-1350.00/kg. Also, the wholesale prices of paraw, thalapath and shrimps have increased by 6%-10%.

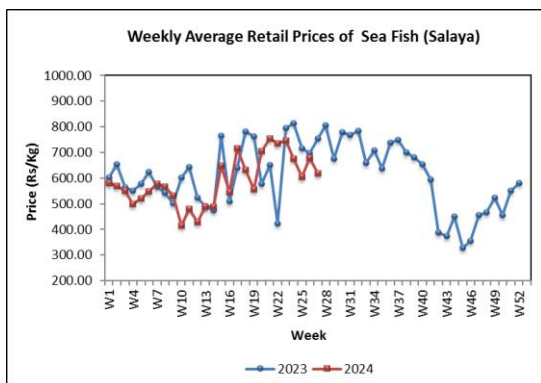
However, a price decrease of 30% was noted for salaya due to high supply from Trincomalee, Mannar and Valachchenai

areas and the price ranged between Rs.250.00-450.00/kg. Likewise, a price decrease of 25% was noted for hurulla due to high supply from Kalpitiya and Mullaithivu areas and the price ranged between Rs.400.00-800.00/kg. In addition, price of kelawalla has decreased by 7% and price of balaya has decreased by 2%.

Compared to the same period of last year, current wholesale prices of most of the fresh fish types have decreased in the range of 2%-43% and the highest price decrease was reported for balaya.

### Retail

With the increase of wholesale prices, the retail prices of all fish varieties had increased except salaya, hurulla and kelawalla. Decreased supply caused this situation. The highest price increase was reported for shrimps by 198.00/kg and other varieties of fish increased within the range of 45.00-149.00/kg.



Compared to the same period of last year, the price ranges of all fish varieties have decreased in the range of 6%-34%. The highest price decrease was reported by balaya.

## Dried Fish

### Wholesale

Due to increase of local dried fish supply, prices of most of the local and imported dried fish types have decreased. The highest price decreased of 5% was noted for local sprats due to high supply from Trincomalee, Mannar and Mullaitivu areas and the price ranged between Rs.1600.00-1900.00/kg. Likewise, a price decrease of 4% was noted for imported anguluwa due to high supply from Oman, Indonesia and Pakistan and the price ranged between Rs.1300.00-1500.00/kg. In addition, prices of local maduwa, imported kattawa, imported sprats and local mora have decreased by 3%.

However, a price increase of 9% was noted for local balaya due to low supply from Negombo and Beruwala areas and the price ranged between Rs.1100.00-1200.00/kg. In addition, price of local salaya has increased by 1%.

Compared to the same period of last year, current wholesale prices of all dried fish types have decreased in the range of 2%-



40% and the highest price decrease was reported for local salaya.

### **Retail**

In line with the increased wholesale prices, retail prices of kattawa, balaya and salaya have increased due to decreased supply and highest price increment of Rs.93.00/kg was shown by kattawa. Retail prices of sprats, sprats (imported), mora and anguluwa have decreased due to decrease in wholesale price and the highest price decline of Rs.86.00/kg was reported by mora.

Compared to the same period of last year, prices of all types of dried fish have decreased in the range of 4-16% and the highest price decline was reported for kattawa.

### **Eggs**

#### **Wholesale**

Prices of brown and white eggs have decreased by 1% and their prices ranged between Rs.53.00-55.00/egg and Rs.51.00-53.00/egg respectively.

Compared to the same period of last year, price of brown egg has not changed significantly while the price of white egg has decreased by 5%.

### **Retail**

Compared to last week no significant price change was observed in both brown and white egg. The price range of a white egg was reported as Rs.52.00-55.00 and the price range of a brown egg was reported as Rs.54.00-60.00 and the average price of brown and white egg was reported as Rs.56.00 and Rs.54.00.

Compared to the same period of last year, brown eggs have reported slight increment in price of about 1% and white eggs have reported a drop in price of about 7%.

### **Meat**

#### **Retail**

Price of skinless curry chicken has increased by Rs.42.00/kg and beef has increased by Rs.30.00/kg and also price of mutton has increased by Rs.44.00/kg. However, price of pork has decreased by Rs.25.00/kg.

Compared to the same period of last year, price of most types of meat have decreased in the range of 17-24% except mutton and beef.

EXPLANATORY NOTE

The Food Commodities Bulletin is a weekly publication containing information relating to wholesale and retail prices of selected food commodities in nine selected markets in and around Colombo and main markets in the major producing areas.

The information is analyzed and presented as prevailing prices, price ranges, averages, and a comparison of weekly prices. The changes in prices reported are always with price prevailed during the previous week unless otherwise stated.

The frequency of collection of wholesale price information is twice a week (i.e., Tuesday and Friday) while with retail prices, it is thrice a week (i.e., Friday, Monday, and Tuesday).

**Table 01: Selected Markets: Wholesale Price of Rice (Rs/50kg bag)**

Week 27: 28 June - 04 July 2024

LOCATIONS	Rice Varieties													
	Samba 1		Samba 2		Keeri Samba		Nadu 1		Nadu 2		Raw Red		Raw White	
Colombo	11750	12000	11400	11500	14000	15750	10500	10750	10250	10350	9500	10000	10000	10500
Divulapitiya	-	-	-	-	-	-	-	-	-	-	-	-	-	-
Kurunegala	-	-	-	-	-	-	-	-	-	-	-	-	-	-
Nikaweratiya	-	-	11400	11500	15000	16500	-	-	10000	10350	10000	10250	9750	10000
Badulla	-	-	11500	11500	15500	16500	10500	10500	-	-	9400	9500	9500	10000
Puttalam	-	-	-	-	-	-	-	-	-	-	-	-	-	-
Dambulla	12750	12800	11250	11350	-	-	10750	10800	10400	10500	9500	9750	9600	9750
Anuradhapura	12500	12750	11500	11600	17000	17500	10750	10850	10250	10350	9750	10250	10250	10350
Tambuttegama	-	-	-	-	-	-	-	-	-	-	-	-	-	-
Polonnaruwa	-	-	-	-	-	-	-	-	-	-	-	-	-	-
Kalutara	11750	11750	11500	11650	15500	15750	-	-	10350	10500	10000	10250	10250	10500
Ampara	-	-	-	-	-	-	-	-	-	-	-	-	-	-
Kandy	11750	12000	11400	11500	15000	15750	10500	10900	10250	10400	9250	9750	10000	10500
Moneragala	12500	12750	-	-	17000	17500	10750	10850	-	-	8750	9000	9500	9750
Kegalle	-	-	-	-	-	-	-	-	-	-	-	-	-	-
Dehiattakandiya	12750	12750	-	-	16750	17000	10750	10800	10250	10500	9250	10250	9500	10250
Hambantota	-	-	-	-	-	-	-	-	-	-	-	-	-	-
Matara	-	-	-	-	-	-	10600	10800	-	-	9000	9300	9700	9800
Galle	13250	13250	-	-	-	-	10900	10950	-	-	9000	9900	10250	10400
Meegoda	11700	12250	-	-	15250	15500	10500	10600	10400	10400	9400	9500	9750	10000
Tissamaharama	-	-	-	-	-	-	-	-	-	-	-	-	-	-
Embilipitiya	11700	11800	-	-	-	-	10500	10600	-	-	9000	9250	9750	9850
Jaffna	-	-	-	-	-	-	-	-	-	-	-	-	-	-
Vavuniya	11750	12000	-	-	16000	16250	10400	10500	10250	10300	9000	9250	10000	10500
Mannar	11750	11750	11500	11600	15750	16000	10500	10750	10250	10400	9500	9750	10250	10500
Killinochchi	11750	12000	-	-	16000	16250	10500	10750	10000	10250	9000	9250	10500	10750
Mullattivu	-	-	-	-	17250	17750	-	-	10000	10000	8500	8750	10250	10500
Batticaloa	11800	12100	-	-	15900	16300	10550	10750	10250	10350	9000	9150	10450	10500
Trincomalee	11900	12200	-	-	16250	16600	10600	10800	10100	10250	9250	9400	10500	10750
Galenbindunuwewa	11850	12500	11500	11500	16750	17500	10750	10850	-	-	10000	10250	9750	10250
Matale	12250	12900	11400	11600	16000	16250	10600	10800	10250	10400	8750	9250	9500	10100

**Table 02: Selected Markets: Retail Price of Rice (Rs/kg)**

Week 27: 28 June - 04 July 2024

LOCATIONS	Rice Varieties													
	Samba 1		Samba 2		Keeri Samba		Nadu 1		Nadu 2		Raw Red		Raw White	
Colombo	230.00	270.00	-	-	340.00	370.00	220.00	230.00	-	-	200.00	210.00	210.00	220.00
Gampaha	-	-	-	-	-	-	-	-	-	-	-	-	-	-
Kurunegala	-	-	-	-	-	-	-	-	-	-	-	-	-	-
Nikaweratiya	270.00	270.00	230.00	240.00	330.00	360.00	220.00	220.00	200.00	210.00	210.00	220.00	200.00	215.00
Dambulla	260.00	265.00	230.00	235.00	355.00	360.00	218.00	220.00	213.00	215.00	200.00	205.00	200.00	210.00
Anuradhapura	260.00	270.00	230.00	235.00	350.00	360.00	220.00	220.00	210.00	210.00	200.00	210.00	210.00	210.00
Thambuththegama	-	-	-	-	-	-	-	-	-	-	-	-	-	-
Polonnaruwa	-	-	-	-	-	-	-	-	-	-	-	-	-	-
Kaluthara	250.00	255.00	-	-	360.00	365.00	220.00	225.00	-	-	205.00	210.00	210.00	215.00
Badulla	230.00	260.00	-	-	330.00	340.00	220.00	220.00	-	-	195.00	195.00	200.00	210.00
Keppetipola	265.00	270.00	235.00	240.00	340.00	350.00	220.00	225.00	208.00	210.00	192.00	195.00	206.00	208.00
Moneragala	260.00	270.00	230.00	230.00	350.00	360.00	220.00	220.00	-	-	180.00	185.00	200.00	210.00
Kegalle	270.00	275.00	-	-	350.00	360.00	220.00	220.00	205.00	215.00	210.00	210.00	210.00	210.00
Ampara	-	-	-	-	-	-	-	-	-	-	-	-	-	-
Dehiattakandiya	260.00	265.00	-	-	345.00	350.00	218.00	220.00	210.00	215.00	190.00	210.00	198.00	210.00
Nuwaraeliya	260.00	270.00	235.00	240.00	340.00	350.00	220.00	225.00	212.00	215.00	196.00	200.00	206.00	210.00
Kandy	250.00	260.00	-	-	340.00	350.00	220.00	225.00	205.00	210.00	195.00	200.00	205.00	210.00
Puttalam	260.00	280.00	-	-	-	-	220.00	220.00	205.00	210.00	210.00	220.00	200.00	210.00
Hambantota	-	-	-	-	-	-	-	-	-	-	-	-	-	-
Rathnapura	256.00	270.00	-	-	340.00	360.00	220.00	230.00	210.00	213.00	195.00	198.00	210.00	220.00
Matara	260.00	270.00	-	-	-	-	220.00	220.00	-	-	186.00	190.00	200.00	210.00
Galle	270.00	280.00	-	-	350.00	360.00	220.00	220.00	-	-	185.00	200.00	210.00	210.00
Tissamaharama	-	-	-	-	-	-	-	-	-	-	-	-	-	-
Meegoda (DEC)	240.00	250.00	-	-	-	-	220.00	220.00	215.00	215.00	200.00	210.00	205.00	210.00
Embilipitiya	240.00	250.00	-	-	330.00	340.00	220.00	220.00	200.00	215.00	185.00	190.00	200.00	210.00
Jaffna	-	-	-	-	-	-	-	-	-	-	-	-	-	-
Vavuniya	245.00	250.00	-	-	330.00	340.00	220.00	226.00	215.00	218.00	185.00	195.00	220.00	225.00
Mannar	240.00	250.00	-	-	340.00	360.00	225.00	230.00	215.00	220.00	200.00	205.00	215.00	220.00
Killinochchi	245.00	250.00	-	-	330.00	340.00	220.00	225.00	210.00	216.00	190.00	195.00	220.00	225.00
Mullaittivu	-	-	-	-	350.00	360.00	-	-	200.00	205.00	180.00	185.00	210.00	215.00
Batticaloa	245.00	250.00	-	-	330.00	340.00	220.00	225.00	214.00	216.00	186.00	190.00	218.00	220.00
Trincomalee	248.00	254.00	-	-	335.00	342.00	220.00	225.00	210.00	215.00	195.00	198.00	220.00	225.00
Hanguranketha	-	-	230.00	230.00	-	-	218.00	220.00	209.00	215.00	193.00	197.00	200.00	205.00
Veyangoda	-	-	-	-	-	-	-	-	-	-	-	-	-	-
Galenbindunuwewa	240.00	260.00	230.00	235.00	340.00	360.00	218.00	220.00	-	-	210.00	210.00	200.00	210.00
Bandarawela	-	-	-	-	340.00	350.00	220.00	225.00	-	-	195.00	200.00	200.00	210.00
Matale	250.00	260.00	230.00	235.00	330.00	340.00	218.00	220.00	210.00	215.00	180.00	195.00	200.00	210.00

**Table 04: Selected Markets: Wholesale Price of Subsidiary Food (Rs/50kg)**

Week 27: 28 June - 04 July 2024

LOCATION	Dried Chillies		Red Onion		Big Onion	Potato			Pulses		
	Imported		Imported	Local		Imported	Welimada	Nuwara Eliya	Green Gram	Cowpea	Red Dhal
Colombo	35000 - 40000	17500 - 19000	20000 - 21000	6750 - 11000	8500 - 10500	-	15000 - 18500	40000 - 45000	37500 - 42500	14250 - 14500	
Kurunegala	-	-	-	-	-	-	-	-	-	-	
Nikaweratiya	37500 - 39000	17500 - 19000	-	8000 - 10000	10000 - 10500	-	-	42500 - 45000	-	14250 - 14750	
Dehiattakandiya	39000 - 43000	17000 - 20000	22500 - 26000	9000 - 11500	9750 - 11000	-	15000 - 18500	35000 - 35000	-	13900 - 15500	
Dambulla (DEC)	36500 - 38500	14000 - 15000	17000 - 17500	7000 - 10500	8750 - 9000	-	16000 - 16500	35000 - 35000	35000 - 37500	13500 - 13750	
Anuradhapura	39000 - 42500	18000 - 20000	22000 - 24000	8500 - 12000	9000 - 10500	-	-	50000 - 52500	42500 - 44000	14500 - 15000	
Thambuththegama	-	-	-	-	-	-	-	-	-	-	
Polonnaruwa	-	-	-	-	-	-	-	-	-	-	
Kaluthara	39000 - 40000	19000 - 19500	-	9750 - 10250	8750 - 9250	-	17750 - 18250	44000 - 45000	38000 - 39000	14400 - 14650	
Puttalam	-	-	14000 - 15000	-	-	-	-	-	-	-	
Kandy	37500 - 39000	16000 - 17000	18500 - 19000	8000 - 11000	9250 - 9500	-	16000 - 16500	45000 - 47500	40000 - 42500	14500 - 14750	
Matara	39500 - 41500	20000 - 21500	-	11000 - 12000	9750 - 10500	-	18000 - 18500	45000 - 52500	44000 - 46000	14250 - 14750	
Hambantota	-	-	-	-	-	-	-	-	-	-	
Kegalle	38000 - 38200	18000 - 18500	-	8000 - 8500	8750 - 9000	-	16200 - 17000	46000 - 46500	44500 - 45000	14500 - 15500	
Galle	41250 - 42500	-	22500 - 25000	10500 - 12000	9750 - 10500	-	19000 - 20000	-	42500 - 46000	14500 - 15500	
Tissamaharama	-	-	-	-	-	-	-	-	-	-	
Meegoda (DEC)	34000 - 39000	18000 - 19500	-	7500 - 10750	8500 - 10500	-	15000 - 16000	47500 - 51000	40000 - 45000	14500 - 14750	
Jaffna	-	-	-	-	-	-	-	-	-	-	
Vavuniya	40000 - 41000	-	-	9500 - 10000	9500 - 11000	-	-	44000 - 45500	-	15000 - 15500	
Mannar	40000 - 41000	17500 - 18000	-	10000 - 12000	9500 - 9750	-	-	45000 - 47500	-	14500 - 14750	
Killinochchi	39000 - 41000	-	27000 - 28000	12000 - 13000	10000 - 11000	-	19000 - 20000	44000 - 46000	-	15000 - 15500	
Mullattivu	40000 - 40500	-	-	11500 - 13500	9000 - 11000	-	-	47500 - 52500	-	14500 - 15250	
Batticaloa	38000 - 38500	-	23000 - 23500	12000 - 12750	10000 - 10500	-	17750 - 18250	45000 - 45750	45250 - 45750	14500 - 14750	
Trincomalee	39000 - 41000	-	16500 - 17000	-	8500 - 8500	-	-	44000 - 45000	-	14750 - 15500	
Galenbindunuwewa	39000 - 42500	19000 - 20000	-	9000 - 12000	9000 - 10000	-	-	45000 - 50000	42500 - 44000	14500 - 15000	
Matale	37500 - 40000	19000 - 21000	-	8500 - 11750	9000 - 9500	-	-	37500 - 40000	39000 - 40000	14500 - 14750	

**Table 05: Selected Markets: Retail Price of Subsidiary Food Crops (Rs/kg)**

Week 27: 28 June - 04 July 2024

LOCATIONS	Dried Chillies		Red Onion		Big Onion	Potato			Pulses		
	Imported		Imported	Local		Imported	Welimada	Nuwara Eliya	Green Gram	Cowpea	Red Dhal
Colombo	800.00 - 1200.00		380.00 - 480.00	520.00 - 640.00	240.00 - 300.00	190.00 - 240.00	-	360.00 - 440.00	1000.00 - 1500.00	850.00 - 1200.00	300.00 - 360.00
Gampaha	-		-	-	-	-	-	-	-	-	-
Kurunegala	-		-	-	-	-	-	-	-	-	-
Nikaweratiya	800.00 - 1000.00		400.00 - 460.00	-	220.00 - 280.00	220.00 - 260.00	-	360.00 - 360.00	950.00 - 1200.00	900.00 - 900.00	300.00 - 330.00
Dambulla	850.00 - 900.00		460.00 - 480.00	-	220.00 - 250.00	200.00 - 240.00	-	400.00 - 420.00	900.00 - 1000.00	900.00 - 1000.00	290.00 - 300.00
Anuradhapura	800.00 - 900.00		400.00 - 440.00	480.00 - 520.00	200.00 - 280.00	220.00 - 240.00	-	-	1100.00 - 1200.00	900.00 - 950.00	310.00 - 320.00
Thambuthhegama	-		-	-	-	-	-	-	-	-	-
Polonnaruwa	-		-	-	-	-	-	-	-	-	-
Kaluthara	850.00 - 950.00		500.00 - 540.00	-	260.00 - 280.00	200.00 - 220.00	-	440.00 - 460.00	1200.00 - 1300.00	920.00 - 960.00	300.00 - 310.00
Badulla	850.00 - 900.00		440.00 - 500.00	-	220.00 - 260.00	240.00 - 240.00	420.00 - 440.00	440.00 - 440.00	950.00 - 1000.00	900.00 - 900.00	310.00 - 320.00
Keppetipola	850.00 - 880.00		480.00 - 490.00	-	240.00 - 260.00	220.00 - 230.00	360.00 - 380.00	-	1180.00 - 1200.00	940.00 - 960.00	296.00 - 310.00
Moneragala	800.00 - 900.00		520.00 - 560.00	-	240.00 - 280.00	240.00 - 260.00	-	400.00 - 440.00	800.00 - 1000.00	800.00 - 850.00	300.00 - 320.00
Kegalle	850.00 - 880.00		400.00 - 440.00	-	200.00 - 240.00	230.00 - 250.00	-	380.00 - 400.00	950.00 - 1050.00	880.00 - 950.00	290.00 - 330.00
Ampara	-		-	-	-	-	-	-	-	-	-
Dehiattakandiya	800.00 - 980.00		420.00 - 440.00	500.00 - 560.00	200.00 - 240.00	200.00 - 240.00	-	400.00 - 400.00	800.00 - 1000.00	-	295.00 - 330.00
Nuwaraeliya	860.00 - 950.00		480.00 - 520.00	-	240.00 - 250.00	220.00 - 230.00	-	380.00 - 420.00	1000.00 - 1150.00	850.00 - 900.00	296.00 - 310.00
Kandy	900.00 - 920.00		500.00 - 520.00	540.00 - 560.00	260.00 - 280.00	240.00 - 260.00	-	420.00 - 440.00	1100.00 - 1200.00	950.00 - 1000.00	300.00 - 320.00
Puttalam	820.00 - 1000.00		-	-	220.00 - 300.00	200.00 - 260.00	-	380.00 - 450.00	1200.00 - 1250.00	900.00 - 950.00	300.00 - 350.00
Rathnapura	900.00 - 1100.00		480.00 - 560.00	-	280.00 - 300.00	240.00 - 250.00	-	-	1000.00 - 1150.00	850.00 - 1000.00	320.00 - 360.00
Hambantota	-		-	-	-	-	-	-	-	-	-
Matara	850.00 - 900.00		500.00 - 600.00	-	240.00 - 260.00	220.00 - 240.00	-	380.00 - 400.00	1000.00 - 1200.00	900.00 - 1000.00	300.00 - 330.00
Galle	900.00 - 900.00		480.00 - 600.00	-	240.00 - 260.00	240.00 - 260.00	-	420.00 - 440.00	1300.00 - 1500.00	950.00 - 1000.00	300.00 - 320.00
Tissamaharama	-		-	-	-	-	-	-	-	-	-
Meegoda (DEC)	800.00 - 820.00		420.00 - 480.00	-	250.00 - 280.00	200.00 - 250.00	-	380.00 - 400.00	1000.00 - 1440.00	850.00 - 1000.00	300.00 - 320.00
Embilipitiya	900.00 - 960.00		-	480.00 - 500.00	245.00 - 260.00	220.00 - 260.00	-	380.00 - 400.00	950.00 - 1050.00	800.00 - 1020.00	290.00 - 330.00
Jaffna	-		-	-	-	-	-	-	-	-	-
Vavuniya	850.00 - 880.00		-	-	250.00 - 260.00	240.00 - 250.00	-	-	940.00 - 980.00	-	316.00 - 320.00
Mannar	880.00 - 950.00		-	480.00 - 550.00	230.00 - 280.00	220.00 - 230.00	-	-	1050.00 - 1200.00	-	310.00 - 330.00
Killinochchi	850.00 - 880.00		-	580.00 - 620.00	270.00 - 300.00	230.00 - 250.00	-	440.00 - 460.00	940.00 - 960.00	-	320.00 - 330.00
Mullaittivu	820.00 - 830.00		-	-	-	200.00 - 240.00	-	-	1000.00 - 1100.00	-	300.00 - 315.00
Batticaloa	800.00 - 830.00		-	500.00 - 530.00	280.00 - 300.00	240.00 - 250.00	-	430.00 - 520.00	950.00 - 980.00	960.00 - 980.00	310.00 - 315.00
Trincomalee	980.00 - 1000.00		390.00 - 420.00	460.00 - 490.00	270.00 - 300.00	220.00 - 240.00	-	-	1000.00 - 1050.00	-	318.00 - 325.00
Hanguranketha	800.00 - 850.00		-	-	240.00 - 260.00	210.00 - 250.00	-	360.00 - 390.00	1400.00 - 1450.00	950.00 - 980.00	295.00 - 320.00
Veyangoda	-		-	-	-	-	-	-	-	-	-
Galenbindunuwewa	800.00 - 880.00		420.00 - 440.00	-	200.00 - 260.00	200.00 - 220.00	-	-	950.00 - 1050.00	900.00 - 920.00	310.00 - 320.00
Bandarawela	800.00 - 850.00		480.00 - 500.00	-	250.00 - 260.00	220.00 - 240.00	380.00 - 400.00	-	1000.00 - 1100.00	900.00 - 950.00	320.00 - 350.00
Matale	850.00 - 900.00		450.00 - 480.00	-	220.00 - 280.00	220.00 - 240.00	-	-	850.00 - 900.00	850.00 - 950.00	300.00 - 310.00

**Table 06: Selected Markets: Wholesale Price of Vegetables(Rs/kg)**

Week 27: 28 June - 04 July 2024

Locations	Butter Beans	Green Beans	Carrot	Leeks	Beetroot	Knolkhol
Colombo	-	450.00 - 600.00	300.00 - 450.00	350.00 - 500.00	350.00 - 550.00	200.00 - 250.00
Meegoda (DEC)	-	650.00 - 680.00	380.00 - 480.00	450.00 - 500.00	450.00 - 500.00	230.00 - 320.00
Dambulla (DEC)	-	480.00 - 550.00	350.00 - 420.00	350.00 - 420.00	400.00 - 550.00	240.00 - 280.00
Keppetipola (DEC)	-	500.00 - 550.00	300.00 - 360.00	440.00 - 460.00	350.00 - 400.00	200.00 - 250.00
Norochchole (DEC)	-	-	-	-	370.00 - 450.00	-
Nuwara Eliya	-	520.00 - 550.00	460.00 - 470.00	460.00 - 470.00	360.00 - 400.00	220.00 - 240.00
Kandy	-	530.00 - 550.00	340.00 - 360.00	300.00 - 330.00	450.00 - 470.00	150.00 - 180.00
Hambantota	-	-	-	-	-	-
Thambuththegama (DEC)	-	-	-	-	-	-
Jaffna	-	-	-	-	-	-
Bandarawela	-	500.00 - 550.00	400.00 - 420.00	400.00 - 420.00	480.00 - 520.00	200.00 - 250.00
Veyangoda	-	550.00 - 680.00	370.00 - 420.00	370.00 - 430.00	400.00 - 460.00	250.00 - 330.00

Locations	Raddish	Cabbage	Tomato	Ladies Fingers	Brinjal	Capsicum
Colombo	100.00 - 150.00	120.00 - 180.00	350.00 - 520.00	120.00 - 180.00	200.00 - 350.00	500.00 - 600.00
Meegoda (DEC)	130.00 - 150.00	150.00 - 180.00	450.00 - 500.00	150.00 - 200.00	250.00 - 300.00	620.00 - 680.00
Moneragala	150.00 - 170.00	200.00 - 220.00	440.00 - 460.00	150.00 - 200.00	230.00 - 270.00	700.00 - 750.00
Dambulla (DEC)	80.00 - 100.00	140.00 - 180.00	450.00 - 500.00	150.00 - 180.00	200.00 - 230.00	550.00 - 630.00
Keppetipola (DEC)	80.00 - 100.00	100.00 - 120.00	300.00 - 350.00	160.00 - 170.00	180.00 - 220.00	600.00 - 650.00
Norochchole (DEC)	60.00 - 100.00	-	-	100.00 - 170.00	180.00 - 260.00	450.00 - 500.00
Nuwara Eliya	110.00 - 120.00	130.00 - 140.00	280.00 - 320.00	150.00 - 160.00	230.00 - 250.00	630.00 - 650.00
Kandy	100.00 - 130.00	120.00 - 170.00	450.00 - 480.00	160.00 - 170.00	200.00 - 250.00	550.00 - 580.00
Hambantota	-	-	-	-	-	-
Thambuththegama (DEC)	-	-	-	-	-	-
Tissamaharama	-	-	-	-	-	-
Jaffna	-	-	-	-	-	-
Bandarawela	80.00 - 110.00	120.00 - 130.00	340.00 - 370.00	-	200.00 - 250.00	650.00 - 680.00
Veyangoda	100.00 - 180.00	150.00 - 180.00	450.00 - 550.00	160.00 - 200.00	200.00 - 300.00	620.00 - 700.00

Locations	Pumpkin	Cucumber	Bitter Gourd	Snake Gourd	Drumstick	Luffa
Colombo	140.00 - 160.00	80.00 - 100.00	450.00 - 550.00	180.00 - 220.00	-	150.00 - 200.00
Meegoda (DEC)	150.00 - 160.00	80.00 - 120.00	510.00 - 600.00	220.00 - 250.00	-	220.00 - 250.00
Moneragala	140.00 - 180.00	120.00 - 140.00	600.00 - 700.00	280.00 - 320.00	580.00 - 600.00	320.00 - 380.00
Dambulla (DEC)	130.00 - 150.00	70.00 - 90.00	480.00 - 550.00	130.00 - 160.00	-	230.00 - 280.00
Keppetipola (DEC)	140.00 - 150.00	80.00 - 90.00	500.00 - 520.00	180.00 - 200.00	-	220.00 - 240.00
Norochchole (DEC)	100.00 - 170.00	50.00 - 80.00	440.00 - 550.00	130.00 - 200.00	450.00 - 550.00	180.00 - 220.00
Nuwara Eliya	150.00 - 160.00	90.00 - 100.00	540.00 - 550.00	230.00 - 240.00	-	220.00 - 230.00
Kandy	120.00 - 140.00	80.00 - 90.00	450.00 - 480.00	160.00 - 180.00	500.00 - 520.00	200.00 - 220.00
Hambantota	-	-	-	-	-	-
Thambuththegama (DEC)	-	-	-	-	-	-
Tissamaharama	-	-	-	-	-	-
Jaffna	-	-	-	-	-	-
Bandarawela	150.00 - 160.00	100.00 - 120.00	-	-	-	-
Veyangoda	140.00 - 160.00	80.00 - 110.00	530.00 - 580.00	170.00 - 230.00	500.00 - 550.00	260.00 - 280.00

**Table 06 (Contd.)**

	<b>Long Beans</b>	<b>Ash Plantain</b>	<b>Green Chillies</b>	<b>Lime</b>	<b>Sweet Potatoe</b>	<b>Manioc</b>
Colombo	250.00 - 350.00	180.00 - 220.00	100.00 - 250.00	600.00 - 900.00	150.00 - 160.00	80.00 - 100.00
Meegoda (DEC)	270.00 - 350.00	230.00 - 280.00	240.00 - 280.00	700.00 - 800.00	100.00 - 120.00	90.00 - 100.00
Moneragala	230.00 - 260.00	80.00 - 120.00	300.00 - 350.00	900.00 - #####	180.00 - 200.00	80.00 - 100.00
Dambulla (DEC)	200.00 - 260.00	160.00 - 200.00	130.00 - 180.00	500.00 - 600.00	100.00 - 140.00	80.00 - 100.00
Keppetipola (DEC)	240.00 - 250.00	180.00 - 200.00	200.00 - 230.00	800.00 - 900.00	150.00 - 170.00	100.00 - 130.00
Norochhole (DEC)	250.00 - 330.00	150.00 - 230.00	180.00 - 260.00	-	-	80.00 - 120.00
Nuwara Eliya	240.00 - 260.00	200.00 - 210.00	240.00 - 260.00	800.00 - 900.00	170.00 - 180.00	120.00 - 130.00
Kandy	250.00 - 270.00	150.00 - 200.00	200.00 - 270.00	700.00 - 800.00	120.00 - 150.00	80.00 - 90.00
Hambantota	-	-	-	-	-	-
Thambuththegama (DEC)	-	-	-	-	-	-
Tissamaharama	-	-	-	-	-	-
Jaffna	-	-	-	-	-	-
Bandarawela	-	-	200.00 - 250.00	-	150.00 - 160.00	-
Veyangoda	280.00 - 320.00	230.00 - 250.00	220.00 - 250.00	700.00 - 870.00	110.00 - 160.00	110.00 - 130.00

<b>Locations</b>	<b>Leafy Vegetables (Rs/bundle)</b>			<b>Coconut (Rs/nut)</b>	
	<b>Mukunuwenna</b>	<b>Kankun</b>	<b>Gotukola</b>	<b>Large</b>	<b>Small</b>
Colombo	40.00 - 45.00	40.00 - 45.00	300.00 - 320.00	100.00 - 110.00	85.00 - 90.00
Meegoda (DEC)	50.00 - 50.00	50.00 - 50.00	210.00 - 240.00	100.00 - 105.00	85.00 - 90.00
Norochhole (DEC)	-	-	-	-	-
Nuwara Eliya	-	-	-	-	-
Dambulla (DEC)	25.00 - 30.00	25.00 - 30.00	125.00 - 150.00	80.00 - 90.00	70.00 - 75.00
Kandy	40.00 - 45.00	45.00 - 50.00	230.00 - 240.00	95.00 - 105.00	80.00 - 85.00
Hambantota	-	-	-	-	-
Thambuththegama (DEC)	-	-	-	-	-
Tissamaharama	-	-	-	-	-
Jaffna	-	-	-	-	-
Bandarawela	-	-	-	-	-
Veyangoda	35.00 - 40.00	35.00 - 40.00	-	90.00 - 100.00	-

*Colombo, Meegoda, Norochhole, Jaffna, Dambulla and Kandy - Gotukola Price Rs/Kg*



**Table 07: Selected Markets: Retail Price of Vegetables (Rs/kg)**

Week 27: 28 June - 04 July 2024

LOCATIONS	Up Country Varieties									
	Butter Beans	Green Beans	Carrot	Leeks	Beetroot	Knol Khol	Raddish	Cabbage	Tomato	
Colombo	-	480.00 - 880.00	400.00 - 680.00	450.00 - 800.00	500.00 - 800.00	300.00 - 600.00	150.00 - 420.00	200.00 - 400.00	450.00 - 800.00	
Gampaha	-	-	-	-	-	-	-	-	-	
Kurunegala	-	-	-	-	-	-	-	-	-	
Nikaweratiya	-	640.00 - 800.00	400.00 - 600.00	520.00 - 600.00	600.00 - 640.00	320.00 - 480.00	160.00 - 320.00	280.00 - 400.00	640.00 - 720.00	
Dambulla	-	700.00 - 740.00	500.00 - 560.00	550.00 - 600.00	700.00 - 800.00	400.00 - 480.00	180.00 - 220.00	320.00 - 380.00	660.00 - 700.00	
Anuradhapura	-	680.00 - 800.00	560.00 - 640.00	560.00 - 680.00	680.00 - 800.00	-	240.00 - 320.00	280.00 - 360.00	600.00 - 720.00	
Thambuththegama	-	-	-	-	-	-	-	-	-	
Polonnaruwa	-	-	-	-	-	-	-	-	-	
Kaluthara	-	720.00 - 760.00	460.00 - 500.00	480.00 - 520.00	600.00 - 640.00	300.00 - 320.00	200.00 - 240.00	280.00 - 320.00	620.00 - 660.00	
Badulla	-	650.00 - 800.00	500.00 - 800.00	600.00 - 600.00	600.00 - 650.00	320.00 - 320.00	240.00 - 240.00	320.00 - 340.00	500.00 - 600.00	
Keppetipola	-	620.00 - 650.00	450.00 - 460.00	520.00 - 540.00	460.00 - 480.00	320.00 - 340.00	160.00 - 180.00	200.00 - 220.00	400.00 - 450.00	
Moneragala	-	720.00 - 800.00	580.00 - 600.00	520.00 - 600.00	720.00 - 800.00	-	240.00 - 280.00	260.00 - 320.00	520.00 - 600.00	
Kegalle	-	560.00 - 600.00	600.00 - 640.00	600.00 - 640.00	640.00 - 680.00	440.00 - 480.00	320.00 - 360.00	320.00 - 360.00	640.00 - 680.00	
Ampara	-	-	-	-	-	-	-	-	-	
Dehiattakandiya	-	800.00 - 800.00	800.00 - 800.00	800.00 - 800.00	600.00 - 600.00	320.00 - 320.00	300.00 - 320.00	320.00 - 400.00	480.00 - 500.00	
Nuwareliya	-	600.00 - 620.00	550.00 - 560.00	560.00 - 580.00	460.00 - 480.00	340.00 - 350.00	200.00 - 220.00	250.00 - 260.00	380.00 - 400.00	
Kandy	-	750.00 - 800.00	550.00 - 600.00	550.00 - 600.00	600.00 - 650.00	260.00 - 300.00	240.00 - 260.00	240.00 - 300.00	750.00 - 800.00	
Puttalam	-	600.00 - 650.00	650.00 - 700.00	650.00 - 700.00	640.00 - 660.00	390.00 - 410.00	240.00 - 300.00	300.00 - 350.00	650.00 - 710.00	
Hambantota	-	-	-	-	-	-	-	-	-	
Rathnapura	-	600.00 - 720.00	400.00 - 480.00	480.00 - 600.00	800.00 - 800.00	400.00 - 480.00	200.00 - 200.00	240.00 - 280.00	560.00 - 600.00	
Matara	-	700.00 - 800.00	480.00 - 600.00	580.00 - 600.00	700.00 - 720.00	280.00 - 320.00	160.00 - 200.00	320.00 - 360.00	580.00 - 600.00	
Galle	-	700.00 - 820.00	520.00 - 560.00	620.00 - 700.00	800.00 - 820.00	380.00 - 400.00	240.00 - 280.00	300.00 - 360.00	560.00 - 600.00	
Tissamaharama	-	-	-	-	-	-	-	-	-	
Meegoda (DEC)	-	700.00 - 750.00	600.00 - 600.00	560.00 - 600.00	600.00 - 640.00	400.00 - 480.00	200.00 - 320.00	240.00 - 320.00	600.00 - 800.00	
Embilipitiya	-	680.00 - 720.00	520.00 - 640.00	600.00 - 640.00	600.00 - 640.00	480.00 - 520.00	150.00 - 200.00	300.00 - 400.00	480.00 - 520.00	
Jaffna	-	-	-	-	-	-	-	-	-	
Vavuniya	-	800.00 - 900.00	700.00 - 800.00	700.00 - 800.00	750.00 - 800.00	-	250.00 - 280.00	400.00 - 470.00	800.00 - 850.00	
Mannar	-	880.00 - 960.00	600.00 - 680.00	620.00 - 680.00	880.00 - 920.00	-	200.00 - 220.00	350.00 - 400.00	800.00 - 880.00	
Killinochchi	-	980.00 - 1020.00	580.00 - 620.00	580.00 - 620.00	680.00 - 720.00	-	380.00 - 420.00	380.00 - 420.00	780.00 - 820.00	
Mullaittivu	-	750.00 - 850.00	600.00 - 720.00	600.00 - 720.00	750.00 - 800.00	-	250.00 - 280.00	340.00 - 400.00	720.00 - 800.00	
Batticaloa	-	750.00 - 800.00	600.00 - 620.00	580.00 - 600.00	750.00 - 800.00	-	300.00 - 330.00	300.00 - 330.00	700.00 - 720.00	
Trincomalee	-	780.00 - 800.00	560.00 - 600.00	750.00 - 780.00	800.00 - 830.00	-	290.00 - 320.00	340.00 - 360.00	680.00 - 700.00	
Hanguranketha	-	600.00 - 640.00	480.00 - 520.00	520.00 - 580.00	540.00 - 600.00	240.00 - 280.00	200.00 - 240.00	220.00 - 280.00	560.00 - 600.00	
Veyangoda	-	-	-	-	-	-	-	-	-	
Galenbindunuwewa	-	720.00 - 800.00	580.00 - 600.00	480.00 - 600.00	680.00 - 720.00	320.00 - 340.00	160.00 - 240.00	280.00 - 320.00	640.00 - 720.00	
Bandarawela	-	600.00 - 620.00	480.00 - 500.00	550.00 - 600.00	600.00 - 700.00	380.00 - 400.00	240.00 - 260.00	260.00 - 280.00	480.00 - 500.00	
Matale	-	680.00 - 720.00	580.00 - 640.00	580.00 - 640.00	600.00 - 800.00	400.00 - 480.00	200.00 - 240.00	320.00 - 360.00	720.00 - 800.00	

Table 07 (Contd.)

LOCATIONS	Low Country Varieties									
	Ladies Fingers	Brinjal	Capsicum	Pumpkin	Cucumber	Bitter Gourd	Snake Gourd	Drumstick	Luffa	Long Beans
Colombo	200.00 - 400.00	300.00 - 600.00	650.00 - 1000.00	200.00 - 320.00	120.00 - 280.00	600.00 - 800.00	300.00 - 560.00	600.00 - 1400.00	300.00 - 600.00	360.00 - 600.00
Gampaha	-	-	-	-	-	-	-	-	-	-
Kurunegala	-	-	-	-	-	-	-	-	-	-
Nikaweratiya	240.00 - 320.00	280.00 - 320.00	640.00 - 880.00	200.00 - 240.00	160.00 - 240.00	600.00 - 720.00	320.00 - 480.00	-	400.00 - 400.00	320.00 - 400.00
Dambulla	240.00 - 260.00	320.00 - 360.00	800.00 - 900.00	200.00 - 280.00	160.00 - 200.00	750.00 - 800.00	300.00 - 320.00	700.00 - 760.00	360.00 - 400.00	360.00 - 400.00
Anuradhapura	280.00 - 320.00	280.00 - 400.00	800.00 - 1000.00	240.00 - 320.00	200.00 - 240.00	680.00 - 800.00	320.00 - 400.00	-	400.00 - 520.00	320.00 - 440.00
Thambuththegama	-	-	-	-	-	-	-	-	-	-
Polonnaruwa	-	-	-	-	-	-	-	-	-	-
Kaluthara	180.00 - 220.00	360.00 - 400.00	720.00 - 760.00	200.00 - 220.00	180.00 - 200.00	660.00 - 700.00	280.00 - 300.00	-	300.00 - 320.00	380.00 - 400.00
Badulla	320.00 - 320.00	400.00 - 450.00	760.00 - 800.00	320.00 - 320.00	240.00 - 280.00	600.00 - 650.00	420.00 - 420.00	-	400.00 - 420.00	320.00 - 400.00
Keppetipola	220.00 - 240.00	250.00 - 260.00	700.00 - 720.00	220.00 - 240.00	140.00 - 150.00	580.00 - 600.00	260.00 - 280.00	-	320.00 - 340.00	320.00 - 340.00
Moneragala	240.00 - 320.00	320.00 - 400.00	800.00 - 1000.00	200.00 - 320.00	200.00 - 240.00	720.00 - 800.00	320.00 - 400.00	780.00 - 800.00	400.00 - 520.00	320.00 - 400.00
Kegalle	280.00 - 320.00	360.00 - 400.00	760.00 - 800.00	240.00 - 280.00	160.00 - 200.00	680.00 - 720.00	360.00 - 400.00	480.00 - 520.00	440.00 - 480.00	440.00 - 480.00
Ampara	-	-	-	-	-	-	-	-	-	-
Dehiattakandiya	300.00 - 320.00	200.00 - 300.00	800.00 - 800.00	300.00 - 300.00	200.00 - 200.00	800.00 - 800.00	300.00 - 320.00	-	360.00 - 3020.00	280.00 - 320.00
Nuwaraeliya	250.00 - 260.00	350.00 - 360.00	750.00 - 760.00	250.00 - 280.00	180.00 - 200.00	650.00 - 660.00	340.00 - 350.00	-	320.00 - 340.00	350.00 - 360.00
Kandy	300.00 - 320.00	400.00 - 450.00	700.00 - 750.00	200.00 - 240.00	160.00 - 200.00	580.00 - 600.00	300.00 - 320.00	650.00 - 700.00	300.00 - 320.00	360.00 - 400.00
Puttalam	250.00 - 300.00	360.00 - 410.00	600.00 - 650.00	235.00 - 250.00	150.00 - 200.00	750.00 - 800.00	280.00 - 300.00	990.00 - 1050.00	350.00 - 400.00	290.00 - 310.00
Rathnapura	160.00 - 200.00	300.00 - 400.00	600.00 - 750.00	200.00 - 280.00	160.00 - 200.00	800.00 - 880.00	320.00 - 360.00	-	360.00 - 440.00	380.00 - 460.00
Hambantota	-	-	-	-	-	-	-	-	-	-
Matara	200.00 - 240.00	280.00 - 400.00	800.00 - 900.00	220.00 - 260.00	120.00 - 200.00	600.00 - 800.00	320.00 - 400.00	-	400.00 - 480.00	320.00 - 400.00
Galle	280.00 - 300.00	350.00 - 480.00	800.00 - 970.00	200.00 - 220.00	180.00 - 200.00	600.00 - 700.00	400.00 - 480.00	700.00 - 800.00	350.00 - 400.00	350.00 - 400.00
Tissamaharama	-	-	-	-	-	-	-	-	-	-
Meegoda (DEC)	280.00 - 320.00	320.00 - 400.00	700.00 - 1000.00	240.00 - 280.00	160.00 - 200.00	600.00 - 800.00	320.00 - 480.00	-	320.00 - 480.00	400.00 - 520.00
Embilipitiya	200.00 - 240.00	280.00 - 320.00	650.00 - 800.00	240.00 - 260.00	150.00 - 200.00	600.00 - 720.00	280.00 - 320.00	550.00 - 600.00	350.00 - 400.00	300.00 - 400.00
Jaffna	-	-	-	-	-	-	-	-	-	-
Vavuniya	300.00 - 350.00	250.00 - 270.00	800.00 - 840.00	200.00 - 240.00	200.00 - 240.00	1400.00 - 1450.00	300.00 - 340.00	1200.00 - 1300.00	400.00 - 500.00	300.00 - 350.00
Mannar	320.00 - 360.00	400.00 - 480.00	900.00 - 960.00	200.00 - 220.00	160.00 - 200.00	850.00 - 920.00	300.00 - 360.00	700.00 - 800.00	-	400.00 - 450.00
Killinochchi	340.00 - 360.00	300.00 - 340.00	880.00 - 920.00	230.00 - 250.00	280.00 - 290.00	1250.00 - 1300.00	300.00 - 340.00	1400.00 - 1500.00	-	380.00 - 420.00
Mullaittivu	200.00 - 250.00	380.00 - 420.00	-	200.00 - 220.00	-	950.00 - 1000.00	300.00 - 350.00	-	-	400.00 - 450.00
Batticaloa	380.00 - 400.00	360.00 - 400.00	800.00 - 850.00	260.00 - 280.00	200.00 - 240.00	600.00 - 640.00	280.00 - 320.00	650.00 - 700.00	300.00 - 320.00	380.00 - 420.00
Trincomalee	400.00 - 430.00	380.00 - 420.00	760.00 - 800.00	240.00 - 260.00	190.00 - 220.00	800.00 - 840.00	340.00 - 360.00	800.00 - 850.00	280.00 - 310.00	400.00 - 420.00
Hanguranketha	220.00 260.00	260.00 300.00	700.00 750.00	200.00 230.00	180.00 220.00	640.00 680.00	250.00 280.00	550.00 600.00	280.00 320.00	300.00 320.00
Veyangoda	-	-	-	-	-	-	-	-	-	-
Galenbindunuwewa	240.00 - 280.00	300.00 - 320.00	800.00 - 900.00	260.00 - 320.00	160.00 - 240.00	720.00 - 800.00	280.00 - 320.00	-	320.00 - 360.00	280.00 - 320.00
Bandarawela	300.00 - 320.00	250.00 - 280.00	750.00 - 800.00	240.00 - 260.00	240.00 - 260.00	600.00 - 620.00	400.00 - 420.00	750.00 - 800.00	460.00 - 480.00	450.00 - 480.00
Matale	280.00 - 320.00	320.00 - 400.00	760.00 - 800.00	200.00 - 240.00	160.00 - 200.00	760.00 - 800.00	280.00 - 320.00	800.00 - 840.00	360.00 - 400.00	300.00 - 320.00

**Table 07 (Contd.)**

LOCATIONS	Low Country Varieties					Leafy Vegetable			Coconut (Rs/nut)	
	Ash Plantain	Green Chillies	Lime	Sweet Potato	Manioc	Mukunuwenna	Kankun	Gotukola	Large	Small
Colombo	250.00 - 480.00	240.00 - 600.00	1000.00 - 1800.00	200.00 - 420.00	140.00 - 260.00	50.00 - 100.00	50.00 - 100.00	100.00 - 120.00	110.00 - 130.00	90.00 - 100.00
Gampaha	-	-	-	-	-	-	-	-	-	-
Kurunegala	-	-	-	-	-	-	-	-	-	-
Nikaweratiya	200.00 - 320.00	320.00 - 400.00	800.00 - 1200.00	200.00 - 200.00	160.00 - 160.00	50.00 - 50.00	50.00 - 50.00	120.00 - 120.00	95.00 - 100.00	80.00 - 90.00
Dambulla	300.00 - 320.00	300.00 - 400.00	1000.00 - 1100.00	260.00 - 300.00	200.00 - 220.00	50.00 - 60.00	50.00 - 60.00	50.00 - 60.00	100.00 - 120.00	80.00 - 85.00
Anuradhapura	240.00 - 320.00	400.00 - 500.00	1200.00 - 1500.00	240.00 - 360.00	200.00 - 240.00	50.00 - 60.00	50.00 - 60.00	50.00 - 60.00	100.00 - 120.00	80.00 - 90.00
Thambuththegama	-	-	-	-	-	-	-	-	-	-
Polonnaruwa	-	-	-	-	-	-	-	-	-	-
Kaluthara	240.00 - 280.00	300.00 - 340.00	1100.00 - 1200.00	240.00 - 280.00	180.00 - 200.00	60.00 - 80.00	60.00 - 70.00	80.00 - 100.00	100.00 - 120.00	90.00 - 95.00
Badulla	300.00 - 320.00	320.00 - 400.00	1400.00 - 1500.00	200.00 - 200.00	180.00 - 180.00	80.00 - 100.00	80.00 - 80.00	100.00 - 120.00	120.00 - 120.00	100.00 - 110.00
Keppetipola	280.00 - 300.00	340.00 - 380.00	1000.00 - 1100.00	240.00 - 250.00	180.00 - 200.00	70.00 - 80.00	70.00 - 80.00	60.00 - 70.00	115.00 - 120.00	105.00 - 110.00
Moneragala	200.00 - 280.00	400.00 - 600.00	1200.00 - 1300.00	260.00 - 320.00	100.00 - 120.00	50.00 - 60.00	50.00 - 60.00	60.00 - 70.00	110.00 - 120.00	90.00 - 100.00
Kegalle	280.00 - 320.00	400.00 - 450.00	1100.00 - 1200.00	280.00 - 320.00	180.00 - 220.00	70.00 - 80.00	70.00 - 80.00	40.00 - 50.00	110.00 - 120.00	95.00 - 100.00
Ampara	-	-	-	-	-	-	-	-	-	-
Dehiattakandiya	300.00 - 320.00	400.00 - 600.00	1600.00 - 1600.00	300.00 - 320.00	-	50.00 - 70.00	50.00 - 70.00	50.00 - 70.00	100.00 - 110.00	80.00 - 90.00
Nuwaraeliya	280.00 - 300.00	350.00 - 400.00	1100.00 - 1200.00	260.00 - 300.00	200.00 - 220.00	90.00 - 100.00	90.00 - 100.00	70.00 - 80.00	118.00 - 120.00	110.00 - 115.00
Kandy	260.00 - 300.00	400.00 - 500.00	1400.00 - 1500.00	240.00 - 260.00	160.00 - 200.00	50.00 - 60.00	60.00 - 70.00	50.00 - 60.00	110.00 - 120.00	85.00 - 90.00
Puttalam	185.00 - 200.00	340.00 - 350.00	950.00 - 1000.00	200.00 - 220.00	120.00 - 210.00	50.00 - 70.00	50.00 - 60.00	100.00 - 120.00	95.00 - 105.00	75.00 - 80.00
Rathnapura	200.00 - 250.00	480.00 - 600.00	1000.00 - 1200.00	200.00 - 260.00	150.00 - 160.00	80.00 - 80.00	80.00 - 80.00	100.00 - 100.00	130.00 - 140.00	90.00 - 110.00
Hambanthota	-	-	-	-	-	-	-	-	-	-
Matara	200.00 - 320.00	300.00 - 360.00	800.00 - 1000.00	200.00 - 250.00	160.00 - 200.00	50.00 - 60.00	50.00 - 60.00	90.00 - 110.00	120.00 - 140.00	85.00 - 100.00
Galle	240.00 - 300.00	400.00 - 480.00	1000.00 - 1200.00	240.00 - 300.00	180.00 - 260.00	50.00 - 60.00	50.00 - 50.00	70.00 - 80.00	100.00 - 120.00	85.00 - 90.00
Tissamaharama	-	-	-	-	-	-	-	-	-	-
Meegoda (DEC)	320.00 - 400.00	360.00 - 480.00	1000.00 - 1200.00	200.00 - 240.00	120.00 - 160.00	80.00 - 80.00	80.00 - 80.00	100.00 - 100.00	110.00 - 120.00	90.00 - 100.00
Embilipitiya	160.00 - 240.00	300.00 - 400.00	800.00 - 900.00	200.00 - 240.00	150.00 - 180.00	50.00 - 60.00	50.00 - 60.00	80.00 - 100.00	120.00 - 140.00	80.00 - 110.00
Jaffna	-	-	-	-	-	-	-	-	-	-
Vavuniya	300.00 - 340.00	320.00 - 340.00	1200.00 - 1300.00	250.00 - 270.00	300.00 - 340.00	60.00 - 70.00	60.00 - 70.00	60.00 - 65.00	90.00 - 120.00	60.00 - 80.00
Mannar	240.00 - 250.00	300.00 - 400.00	1000.00 - 1200.00	280.00 - 320.00	180.00 - 200.00	45.00 - 55.00	50.00 - 60.00	45.00 - 55.00	90.00 - 100.00	70.00 - 80.00
Killinochchi	240.00 - 260.00	280.00 - 320.00	1200.00 - 1300.00	280.00 - 320.00	180.00 - 220.00	55.00 - 60.00	40.00 - 50.00	40.00 - 50.00	100.00 - 110.00	60.00 - 70.00
Mullaittivu	150.00 - 200.00	240.00 - 280.00	1450.00 - 1600.00	220.00 - 280.00	200.00 - 240.00	100.00 - 100.00	50.00 - 60.00	40.00 - 60.00	100.00 - 120.00	75.00 - 85.00
Batticaloa	300.00 - 320.00	300.00 - 320.00	1300.00 - 1400.00	280.00 - 320.00	160.00 - 200.00	90.00 - 100.00	60.00 - 70.00	50.00 - 60.00	100.00 - 100.00	60.00 - 65.00
Trincomalee	290.00 320.00	290.00 320.00	1250.00 1300.00	260.00 300.00	180.00 200.00	75.00 80.00	65.00 70.00	50.00 55.00	120.00 125.00	74.00 76.00
Hanguranketha	280.00 - 320.00	320.00 - 360.00	1200.00 - 1300.00	200.00 - 240.00	170.00 - 180.00	45.00 - 50.00	35.00 - 50.00	45.00 - 60.00	100.00 - 105.00	95.00 - 96.00
Veyangoda	-	-	-	-	-	-	-	-	-	-
Galenbindunuwewa	-	300.00 - 400.00	1000.00 - 1200.00	200.00 - 240.00	160.00 - 200.00	50.00 - 60.00	50.00 - 60.00	50.00 - 60.00	100.00 - 110.00	70.00 - 80.00
Bandarawela	300.00 - 320.00	430.00 - 460.00	1100.00 - 1300.00	300.00 - 320.00	250.00 - 260.00	60.00 - 70.00	60.00 - 70.00	80.00 - 100.00	120.00 - 130.00	80.00 - 90.00
Matale	300.00 - 320.00	320.00 - 400.00	1000.00 - 1200.00	220.00 - 240.00	160.00 - 180.00	50.00 - 60.00	50.00 - 60.00	50.00 - 70.00	110.00 - 120.00	80.00 - 100.00

**Table 08: Selected Markets: Retail Price of Fruits (Rs/each & Rs/kg)**

Week 27: 28 June - 04 July 2024

LOCATIONS	Banana					Pineapple			Mango	
	Ambul (Rs/kg)	Kolikuttu (Rs/kg)	Seeni (Rs/kg)	Anamalu	Ambun	Large	Medium	Small	Betti	Karthakolomban
Colombo	200.00 - 270.00	400.00 - 550.00	150.00 - 260.00	35.00 - 50.00	47.00 - 58.00	450.00 - 700.00	350.00 - 480.00	250.00 - 360.00	-	100.00 - 180.00
Gampaha	-	-	-	-	-	-	-	-	-	-
Kurunegala	-	-	-	-	-	-	-	-	-	-
Nikaweratiya	180.00 - 220.00	480.00 - 500.00	180.00 - 200.00	-	60.00 - 66.00	-	380.00 - 380.00	330.00 - 350.00	-	50.00 - 60.00
Dambulla	180.00 - 200.00	480.00 - 500.00	180.00 - 200.00	-	55.00 - 58.00	650.00 - 700.00	500.00 - 550.00	280.00 - 300.00	30.00 - 40.00	80.00 - 100.00
Anuradhapura	180.00 - 220.00	450.00 - 500.00	180.00 - 200.00	28.00 - 35.00	37.00 - 45.00	650.00 - 800.00	500.00 - 550.00	400.00 - 450.00	-	70.00 - 100.00
Thambuththegama	-	-	-	-	-	-	-	-	-	-
Polonnaruwa	-	-	-	-	-	-	-	-	-	-
Kaluthara	200.00 - 220.00	460.00 - 500.00	170.00 - 190.00	32.00 - 34.00	36.00 - 38.00	500.00 - 540.00	380.00 - 420.00	-	-	100.00 - 120.00
Badulla	160.00 - 180.00	400.00 - 400.00	160.00 - 180.00	20.00 - 20.00	25.00 - 26.00	500.00 - 500.00	-	-	30.00 - 40.00	80.00 - 130.00
Keppetipola	160.00 - 170.00	420.00 - 440.00	140.00 - 150.00	24.00 - 26.00	47.00 - 48.00	-	450.00 - 460.00	340.00 - 350.00	35.00 - 40.00	80.00 - 90.00
Moneragala	130.00 - 140.00	300.00 - 350.00	100.00 - 120.00	18.00 - 25.00	25.00 - 30.00	450.00 - 450.00	360.00 - 370.00	260.00 - 320.00	-	70.00 - 80.00
Kegalle	150.00 - 160.00	400.00 - 480.00	150.00 - 160.00	20.00 - 25.00	25.00 - 28.00	550.00 - 650.00	350.00 - 500.00	150.00 - 200.00	-	80.00 - 100.00
Ampara	-	-	-	-	-	-	-	-	-	-
Dehiattakandiya	150.00 - 200.00	350.00 - 400.00	130.00 - 180.00	-	40.00 - 50.00	450.00 - 550.00	300.00 - 360.00	200.00 - 270.00	-	70.00 - 90.00
Nuwaraeliya	180.00 - 190.00	450.00 - 480.00	150.00 - 160.00	28.00 - 32.00	48.00 - 50.00	-	420.00 - 440.00	320.00 - 340.00	35.00 - 40.00	80.00 - 90.00
Kandy	160.00 - 200.00	450.00 - 480.00	150.00 - 170.00	20.00 - 23.00	35.00 - 40.00	650.00 - 700.00	350.00 - 400.00	200.00 - 250.00	40.00 - 50.00	60.00 - 80.00
Puttalam	180.00 - 200.00	450.00 - 500.00	180.00 - 200.00	31.00 - 37.00	62.00 - 66.00	-	-	150.00 - 150.00	-	200.00 - 200.00
Rathnapura	200.00 - 230.00	400.00 - 500.00	150.00 - 230.00	25.00 - 27.00	41.00 - 50.00	800.00 - 840.00	600.00 - 700.00	480.00 - 560.00	-	100.00 - 120.00
Hambantota	-	-	-	-	-	-	-	-	-	-
Matara	180.00 - 200.00	380.00 - 400.00	160.00 - 180.00	24.00 - 26.00	35.00 - 37.00	750.00 - 780.00	560.00 - 630.00	300.00 - 360.00	70.00 - 80.00	100.00 - 140.00
Galle	180.00 - 220.00	360.00 - 480.00	160.00 - 200.00	32.00 - 33.00	34.00 - 36.00	600.00 - 650.00	480.00 - 520.00	-	60.00 - 75.00	95.00 - 100.00
Tissamaharama	-	-	-	-	-	-	-	-	-	-
Meegoda (DEC)	160.00 - 180.00	360.00 - 420.00	160.00 - 180.00	40.00 - 52.00	42.00 - 56.00	645.00 - 715.00	495.00 - 545.00	380.00 - 420.00	-	83.00 - 93.00
Embilipitiya	120.00 - 150.00	350.00 - 420.00	120.00 - 150.00	15.00 - 25.00	20.00 - 30.00	500.00 - 550.00	400.00 - 450.00	300.00 - 350.00	80.00 - 100.00	120.00 - 150.00
Jaffna	-	-	-	-	-	-	-	-	-	-
Vavuniya	150.00 - 170.00	360.00 - 400.00	150.00 - 170.00	-	-	600.00 - 650.00	500.00 - 550.00	400.00 - 450.00	-	100.00 - 120.00
Mannar	140.00 - 150.00	350.00 - 400.00	140.00 - 150.00	25.00 - 28.00	-	550.00 - 600.00	400.00 - 450.00	300.00 - 350.00	-	50.00 - 70.00
Killinochchi	180.00 - 200.00	350.00 - 400.00	140.00 - 160.00	34.00 - 36.00	34.00 - 36.00	600.00 - 650.00	500.00 - 540.00	400.00 - 450.00	-	80.00 - 100.00
Mullaittivu	150.00 - 180.00	350.00 - 400.00	100.00 - 180.00	35.00 - 40.00	45.00 - 50.00	-	-	190.00 - 200.00	-	50.00 - 60.00
Batticaloa	180.00 - 200.00	440.00 - 460.00	130.00 - 150.00	25.00 - 26.00	-	480.00 - 500.00	400.00 - 420.00	350.00 - 370.00	-	70.00 - 75.00
Trincomalee	200.00 - 220.00	430.00 - 450.00	185.00 - 200.00	-	-	720.00 - 760.00	520.00 - 560.00	400.00 - 440.00	-	180.00 - 200.00
Veyangoda	-	-	-	-	-	-	-	-	-	-
Galenbindunuwewa	150.00 - 180.00	350.00 - 400.00	100.00 - 150.00	25.00 - 30.00	35.00 - 40.00	700.00 - 800.00	600.00 - 650.00	500.00 - 550.00	-	80.00 - 120.00
Bandarawela	200.00 - 240.00	400.00 - 450.00	150.00 - 200.00	22.00 - 25.00	35.00 - 40.00	600.00 - 600.00	500.00 - 550.00	450.00 - 475.00	30.00 - 40.00	80.00 - 120.00
Matale	180.00 - 200.00	450.00 - 480.00	180.00 - 190.00	30.00 - 32.00	42.00 - 52.00	600.00 - 640.00	400.00 - 450.00	320.00 - 360.00	-	60.00 - 80.00

Table 08 (Contd.)

LOCATIONS	Mango		Other Fruits								
	Vilad	Kohu	Papaw (Rs/kg)	Passion	Wood Apple	Orange	Avocado	Slime Apple	Grapes (Rs/kg)	King Coconut	
Colombo	60.00 - 100.00	-	220.00 - 300.00	70.00 - 120.00	120.00 - 260.00	120.00 - 200.00	70.00 - 166.00	50.00 - 120.00	1700.00 - 2800.00	180.00 - 200.00	
Gampaha	-	-	-	-	-	-	-	-	-	-	
Kurunegala	-	-	-	-	-	-	-	-	-	-	
Nikaweratiya	-	-	180.00 - 200.00	-	-	100.00 - 100.00	75.00 - 85.00	50.00 - 50.00	2500.00 - 2500.00	-	
Dambulla	50.00 - 60.00	15.00 - 20.00	240.00 - 260.00	30.00 - 35.00	80.00 - 100.00	75.00 - 80.00	70.00 - 100.00	50.00 - 60.00	2700.00 - 2800.00	150.00 - 180.00	
Anuradhapura	-	-	180.00 - 260.00	-	90.00 - 120.00	100.00 - 120.00	80.00 - 100.00	60.00 - 70.00	2500.00 - 3000.00	180.00 - 220.00	
Thambuththegama	-	-	-	-	-	-	-	-	-	-	
Polonnaruwa	-	-	-	-	-	-	-	-	-	-	
Kaluthara	-	-	220.00 - 260.00	90.00 - 100.00	160.00 - 190.00	150.00 - 160.00	100.00 - 120.00	60.00 - 80.00	2400.00 - 2600.00	160.00 - 170.00	
Badulla	50.00 - 70.00	-	280.00 - 320.00	50.00 - 80.00	100.00 - 120.00	-	-	40.00 - 50.00	2500.00 - 2500.00	200.00 - 200.00	
Keppetipola	35.00 - 40.00	18.00 - 20.00	250.00 - 260.00	45.00 - 50.00	-	100.00 - 120.00	40.00 - 45.00	-	2600.00 - 2800.00	160.00 - 170.00	
Moneragala	-	-	230.00 - 250.00	30.00 - 40.00	70.00 - 80.00	-	50.00 - 60.00	40.00 - 50.00	2500.00 - 2600.00	120.00 - 140.00	
Kegalle	-	-	220.00 - 240.00	-	90.00 - 100.00	80.00 - 100.00	60.00 - 100.00	60.00 - 100.00	2500.00 - 2600.00	130.00 - 150.00	
Ampara	-	-	-	-	-	-	-	-	-	-	
Dehiattakandiya	-	-	150.00 - 200.00	-	60.00 - 70.00	-	100.00 - 120.00	50.00 - 70.00	2500.00 - 2800.00	120.00 - 150.00	
Nuwaraeliya	35.00 - 40.00	17.00 - 20.00	260.00 - 280.00	45.00 - 60.00	90.00 - 100.00	110.00 - 120.00	40.00 - 50.00	40.00 - 45.00	2700.00 - 2800.00	160.00 - 180.00	
Kandy	50.00 - 60.00	18.00 - 20.00	190.00 - 200.00	50.00 - 60.00	100.00 - 120.00	70.00 - 80.00	60.00 - 80.00	40.00 - 50.00	2000.00 - 2500.00	180.00 - 200.00	
Puttalam	-	-	200.00 - 220.00	-	-	200.00 - 200.00	100.00 - 120.00	60.00 - 80.00	2000.00 - 3000.00	-	
Hambantota	-	-	-	-	-	-	-	-	-	-	
Rathnapura	50.00 - 70.00	25.00 - 40.00	230.00 - 250.00	50.00 - 50.00	130.00 - 140.00	-	66.00 - 86.00	100.00 - 100.00	2600.00 - 2800.00	120.00 - 130.00	
Matara	-	-	200.00 - 210.00	50.00 - 54.00	140.00 - 150.00	130.00 - 150.00	65.00 - 70.00	45.00 - 60.00	2300.00 - 2500.00	140.00 - 160.00	
Galle	85.00 - 100.00	25.00 - 25.00	240.00 - 340.00	95.00 - 120.00	140.00 - 200.00	120.00 - 120.00	80.00 - 100.00	75.00 - 80.00	2500.00 - 3000.00	120.00 - 130.00	
Tissamaharama	-	-	-	-	-	-	-	-	-	-	
Meegoda (DEC)	-	-	200.00 - 220.00	-	-	-	50.00 - 60.00	85.00 - 90.00	1800.00 - 2000.00	140.00 - 150.00	
Embilipitiya	80.00 - 100.00	40.00 - 50.00	230.00 - 260.00	50.00 - 60.00	120.00 - 150.00	130.00 - 150.00	100.00 - 150.00	-	2400.00 - 2700.00	150.00 - 160.00	
Jaffna	-	-	-	-	-	-	-	-	-	-	
Vavuniya	-	-	150.00 - 160.00	40.00 - 48.00	-	-	80.00 - 90.00	-	2350.00 - 2450.00	180.00 - 200.00	
Mannar	30.00 - 40.00	-	180.00 - 200.00	-	-	120.00 - 150.00	100.00 - 125.00	120.00 - 150.00	2500.00 - 2800.00	180.00 - 220.00	
Killinochchi	40.00 - 50.00	-	140.00 - 160.00	-	140.00 - 150.00	-	80.00 - 100.00	-	2400.00 - 2500.00	200.00 - 210.00	
Mullaittivu	40.00 - 50.00	-	150.00 - 200.00	-	-	-	-	-	-	150.00 - 180.00	
Batticaloa	-	-	240.00 - 260.00	75.00 - 80.00	130.00 - 140.00	110.00 - 120.00	70.00 - 75.00	-	2000.00 - 2100.00	180.00 - 200.00	
Trincomalee	80.00 - 90.00	36.00 - 38.00	160.00 - 180.00	87.00 - 88.00	-	80.00 - 84.00	104.00 - 105.00	-	2450.00 - 2500.00	195.00 - 220.00	
Veyangoda	-	-	-	-	-	-	-	-	-	-	
Galenbindunuwewa	-	-	130.00 - 180.00	-	-	-	80.00 - 100.00	-	2400.00 - 2500.00	130.00 - 150.00	
Bandarawela	40.00 - 60.00	-	220.00 - 250.00	50.00 - 60.00	150.00 - 180.00	70.00 - 100.00	60.00 - 80.00	-	2400.00 - 2500.00	200.00 - 220.00	
Matale	40.00 - 50.00	30.00 - 35.00	220.00 - 240.00	70.00 - 80.00	140.00 - 160.00	70.00 - 100.00	60.00 - 80.00	50.00 - 60.00	2000.00 - 2100.00	130.00 - 150.00	

**Table 09: Selected Markets: Wholesale Price of Fresh Fish & Eggs (Rs/kg & Rs/egg)**

Week 27: 28 June - 04 July 2024

Locations	Sea Fish					
	Salaya	Hurulla	Balaya	Kelawalla	Thora	Paraw
Colombo	250.00 – 450.00	400.00 – 800.00	500.00 – 800.00	1000.00 – 1400.00	2000.00 – 3000.00	1300.00 – 1600.00
Kandy	400.00 – 450.00	950.00 – 1000.00	850.00 – 1000.00	1500.00 – 1600.00	2400.00 – 2500.00	1450.00 – 1600.00
Kaluthara	380.00 – 420.00	-	650.00 – 750.00	1100.00 – 1200.00	-	1400.00 – 1500.00
Puttalam	-	-	-	-	-	-
Matara	300.00 – 330.00	-	900.00 – 1000.00	1600.00 – 1700.00	-	-
Hambantota	-	-	-	-	-	-
Galle	-	-	650.00 – 750.00	1000.00 – 1200.00	1400.00 – 1500.00	1200.00 – 1300.00
Batticaloa	300.00 – 350.00	700.00 – 800.00	1000.00 – 1100.00	1500.00 – 1600.00	1900.00 – 2000.00	1300.00 – 1400.00
Trincomalee	460.00 – 480.00	960.00 – 1000.00	1350.00 – 1400.00	1840.00 – 1900.00	1950.00 – 2000.00	1700.00 – 1760.00
Mannar	430.00 – 450.00	-	750.00 – 800.00	-	-	1250.00 – 1350.00

Locations	Sea Fish				Eggs	
	Mora	Shrimps	Thalapath	Teppeli	Brown	White
Colombo	1200.00 – 1350.00	1600.00 – 1950.00	1800.00 – 2400.00	-	53.00 – 55.00	51.00 – 53.00
Kandy	1250.00 – 1300.00	1650.00 – 1800.00	2200.00 – 2300.00	-	50.00 – 52.00	47.00 – 49.00
Kaluthara	-	-	2000.00 – 2100.00	-	-	-
Puttalam	-	-	-	-	-	-
Matara	-	1700.00 – 1800.00	-	-	47.00 – 48.00	46.00 – 47.00
Hambantota	-	-	-	-	-	-
Galle	-	-	-	-	49.00 – 51.00	48.00 – 50.00
Batticaloa	1100.00 – 1200.00	1400.00 – 1500.00	1800.00 – 2000.00	-	53.00 – 53.00	52.00 – 53.00
Trincomalee	1840.00 – 1880.00	1060.00 – 1100.00	-	-	52.00 – 53.00	50.00 – 51.00
Mannar	1750.00 – 1800.00	1400.00 – 1450.00	-	-	54.00 – 55.00	52.00 – 53.00

**Table 10: Selected Markets: Wholesale Price of Dried Fish (Rs/50kg)**

Week 27: 28 June - 04 July 2024

Locations	Local Dried Fish					
	Sprats	Kattawa	Thora	Mora	Balaya	Anguluwa
Colombo	80000 – 95000	-	-	87500 – 97500	55000 – 60000	-
Kandy	75000 – 80000	-	-	92500 – 93750	55000 – 60000	52500 – 55000
Batticaloa	50000 – 53500	100000 – 105000	-	-	60000 – 65000	55000 – 57500
Trincomalee	54500 – 55000	-	-	-	52500 – 53500	42500 – 43000
Mannar	51500 – 52500	80000 – 110000	-	70000 – 75000	45000 – 50000	35000 – 37500

Locations	Local Dried Fish			Imported Dried Fish		
	Maduwa	Koduwa	Salaya	Sprats	Kattawa	Thora
Colombo	65000 – 72500	-	22500 – 30000	40000 – 45000	62500 – 72500	-
Kandy	70000 – 75000	-	32500 – 35000	42000 – 45000	72500 – 75000	-
Batticaloa	60000 – 65000	-	40000 – 45000	40000 – 45000	100000 – 102500	-
Trincomalee	48000 – 48500	-	33000 – 34000	49000 – 49500	99000 – 99800	-
Mannar	57500 – 60000	-	30000 – 32500	54000 – 55000	-	-

Locations	Imported Dried Fish					
	Mora	Balaya	Anguluwa	Maduwa	Koduwa	Salaya
Colombo	-	-	65000 – 75000	-	-	-
Kandy	-	-	-	-	-	-
Batticaloa	-	-	-	-	-	-
Trincomalee	-	-	-	-	-	-
Mannar	-	-	-	-	-	-

**Table 11: Selected Markets: Retail Price of Fresh Fish & Eggs (Rs/kg & Rs/eggs)**

Week 27: 28 June - 04 July 2024

LOCATIONS	Sea Fish										Eggs									
	Salaya		Hurulla		Balaya		Kelawalla		Thora		Paraw		Mora		Thalapath		Brown		White	
Colombo	450.00 - 800.00	900.00 - 1100.00	800.00 - 1500.00	1350.00 - 2900.00	2600.00 - 4000.00	1500.00 - 2800.00	1400.00 - 1800.00	2000.00 - 3600.00	54.00 - 60.00	52.00 - 55.00										
Gampaha	-	-	-	-	-	-	-	-	-	-	-	-	-	-	-	-	-	-	-	-
Kurunegala	-	-	-	-	-	-	-	-	-	-	-	-	-	-	-	-	-	-	-	-
Nikaweratiya	800.00 - 800.00	1200.00 - 1200.00	800.00 - 800.00	2000.00 - 2000.00	2600.00 - 2800.00	1800.00 - 2000.00	2000.00 - 2000.00	2400.00 - 2400.00	55.00 - 55.00	47.00 - 52.00										
Dambulla	400.00 - 450.00	900.00 - 1000.00	1000.00 - 1100.00	2200.00 - 2300.00	-	1600.00 - 1800.00	1600.00 - 1800.00	2200.00 - 2400.00	54.00 - 55.00	52.00 - 53.00										
Anuradhapura	500.00 - 600.00	900.00 - 1000.00	1000.00 - 1200.00	2000.00 - 2200.00	2400.00 - 2600.00	-	1400.00 - 1600.00	2300.00 - 2500.00	-	52.00 - 55.00										
Thambuththegama	-	-	-	-	-	-	-	-	-	-	-	-	-	-	-	-	-	-	-	-
Polonnaruwa	-	-	-	-	-	-	-	-	-	-	-	-	-	-	-	-	-	-	-	-
Kaluthara	540.00 - 580.00	-	850.00 - 950.00	1500.00 - 1600.00	-	2000.00 - 2100.00	-	2500.00 - 2600.00	-	54.00 - 55.00										
Badulla	480.00 - 600.00	900.00 - 1000.00	1400.00 - 1400.00	1800.00 - 2400.00	2400.00 - 3000.00	1500.00 - 1600.00	1600.00 - 1600.00	2600.00 - 2700.00	55.00 - 58.00	50.00 - 55.00										
Keppetipola	480.00 - 500.00	800.00 - 900.00	1300.00 - 1400.00	1800.00 - 1900.00	-	-	1500.00 - 1600.00	2000.00 - 2200.00	52.00 - 54.00	51.00 - 52.00										
Moneragala	550.00 - 600.00	900.00 - 1000.00	950.00 - 1000.00	2600.00 - 2800.00	2800.00 - 3000.00	-	1800.00 - 2000.00	2600.00 - 2800.00	55.00 - 56.00	53.00 - 55.00										
Kegalle	700.00 - 800.00	1000.00 - 1100.00	1600.00 - 1750.00	2000.00 - 2200.00	-	1500.00 - 1600.00	1800.00 - 1900.00	2800.00 - 3000.00	55.00 - 60.00	54.00 - 55.00										
Ampara	-	-	-	-	-	-	-	-	-	-	-	-	-	-	-	-	-	-	-	-
Dehiattakandiya	600.00 - 600.00	900.00 - 960.00	1400.00 - 1400.00	1800.00 - 2200.00	-	-	1450.00 - 1450.00	-	50.00 - 55.00	50.00 - 55.00										
Nuwaraeliya	520.00 - 540.00	880.00 - 900.00	1500.00 - 1600.00	1800.00 - 1900.00	-	-	-	2100.00 - 2200.00	53.00 - 54.00	51.00 - 53.00										
Kandy	500.00 - 520.00	1050.00 - 1100.00	1200.00 - 1400.00	2200.00 - 2380.00	2800.00 - 2900.00	1700.00 - 1800.00	1600.00 - 1700.00	2400.00 - 2500.00	55.00 - 56.00	52.00 - 53.00										
Puttalam	650.00 - 800.00	1000.00 - 1200.00	800.00 - 1000.00	1400.00 - 2000.00	2500.00 - 3000.00	1400.00 - 1500.00	1500.00 - 1500.00	2000.00 - 2500.00	-	-										
Hambantota	-	-	-	-	-	-	-	-	-	-	-	-	-	-	-	-	-	-	-	-
Rathnapura	600.00 - 600.00	1000.00 - 1000.00	1000.00 - 1000.00	2000.00 - 2000.00	3600.00 - 3600.00	2600.00 - 2600.00	1800.00 - 1800.00	2600.00 - 2600.00	50.00 - 52.00	50.00 - 52.00										
Matara	550.00 - 600.00	-	1400.00 - 1600.00	2200.00 - 2400.00	-	-	-	2300.00 - 2400.00	49.00 - 50.00	47.00 - 48.00										
Galle	500.00 - 550.00	-	1200.00 - 1400.00	2400.00 - 2600.00	2600.00 - 2900.00	1800.00 - 2000.00	1800.00 - 2000.00	2800.00 - 2800.00	50.00 - 55.00	50.00 - 54.00										
Tissamaharama	-	-	-	-	-	-	-	-	-	-	-	-	-	-	-	-	-	-	-	-
Meegoda	500.00 - 560.00	-	-	-	-	-	-	3300.00 - 3400.00	51.00 - 54.00	50.00 - 53.00										
Embilipitiya	750.00 - 800.00	-	1600.00 - 1700.00	2400.00 - 2500.00	-	1500.00 - 1600.00	1400.00 - 1500.00	2500.00 - 2550.00	49.00 - 52.00	48.00 - 52.00										
Jaffna	-	-	-	-	-	-	-	-	-	-	-	-	-	-	-	-	-	-	-	-
Vavuniya	700.00 - 760.00	1300.00 - 1400.00	1300.00 - 1450.00	2400.00 - 2500.00	-	1900.00 - 2100.00	2350.00 - 2500.00	2400.00 - 2500.00	52.00 - 54.00	50.00 - 51.00										
Mannar	500.00 - 600.00	-	900.00 - 1000.00	-	-	1500.00 - 1700.00	2000.00 - 2200.00	-	56.00 - 57.00	54.00 - 55.00										
Killinochchi	400.00 - 450.00	800.00 - 850.00	950.00 - 1000.00	-	-	1500.00 - 1600.00	2800.00 - 3000.00	-	-	52.00 - 54.00										
Mullaittivu	800.00 - 1000.00	1000.00 - 1200.00	1000.00 - 1200.00	-	-	1750.00 - 1800.00	-	-	-	53.00 - 55.00										
Batticaloa	600.00 - 700.00	1100.00 - 1200.00	1500.00 - 1600.00	2400.00 - 2500.00	2700.00 - 2800.00	2100.00 - 2200.00	2100.00 - 2200.00	2600.00 - 2800.00	55.00 - 55.00	54.00 - 55.00										
Trincomalee	580.00 - 600.00	1160.00 - 1200.00	1500.00 - 1580.00	2350.00 - 2400.00	2400.00 - 2450.00	1880.00 - 1920.00	1980.00 - 2020.00	-	54.00 - 55.00	53.00 - 54.00										
Veyangoda	-	-	-	-	-	-	-	-	-	-	-	-	-	-	-	-	-	-	-	-
Galenbindunuwewa	400.00 - 400.00	1000.00 - 1000.00	1200.00 - 1600.00	2000.00 - 2000.00	3000.00 - 3000.00	2400.00 - 2400.00	2000.00 - 2000.00	3000.00 - 3000.00	-	53.00 - 55.00										
Bandarawela	-	900.00 - 950.00	1500.00 - 1600.00	2200.00 - 2300.00	-	1800.00 - 1800.00	-	2200.00 - 2300.00	54.00 - 55.00	54.00 - 55.00										
Matale	500.00 - 550.00	900.00 - 1000.00	1500.00 - 1600.00	2200.00 - 2400.00	2800.00 - 3000.00	2200.00 - 2300.00	1500.00 - 1600.00	2400.00 - 2500.00	54.00 - 55.00	52.00 - 53.00										

**Table 12: Selected Markets: Retail Price of Dried Fish (Rs/kg)**

Week 27: 28 June - 04 July 2024

LOCATIONS	Dried Fish													
	Sprats-Imported		Kattawa		Thora		Mora		Balaya		Anguluwa		Salaya	
Colombo	1000.00	1400.00	1900.00	2400.00	-	-	2000.00	2600.00	1400.00	2000.00	1900.00	2400.00	800.00	1200.00
Gampaha	-	-	-	-	-	-	-	-	-	-	-	-	-	-
Kurunegala	-	-	-	-	-	-	-	-	-	-	-	-	-	-
Nikaweratiya	1120.00	1200.00	1800.00	2000.00	-	-	2000.00	2400.00	1200.00	1400.00	1600.00	2000.00	800.00	800.00
Dambulla	1000.00	1000.00	2000.00	2300.00	-	-	2000.00	2200.00	1400.00	1500.00	2000.00	2100.00	-	-
Anuradhapura	1000.00	1200.00	2000.00	2400.00	-	-	2000.00	2400.00	1200.00	1600.00	2000.00	2400.00	1000.00	1200.00
Thambuththegama	-	-	-	-	-	-	-	-	-	-	-	-	-	-
Polonnaruwa	-	-	-	-	-	-	-	-	-	-	-	-	-	-
Kaluthara	1200.00	1300.00	2200.00	2300.00	-	-	2200.00	2300.00	1400.00	1500.00	2000.00	2200.00	1000.00	1100.00
Badulla	1000.00	1200.00	2200.00	2250.00	-	-	2000.00	2200.00	1400.00	1400.00	1200.00	1200.00	-	-
Keppetipola	1100.00	1200.00	2300.00	2350.00	-	-	2260.00	2280.00	1280.00	1300.00	2200.00	2250.00	900.00	960.00
Moneragala	1000.00	1100.00	1800.00	2000.00	-	-	2000.00	2200.00	1400.00	1500.00	1800.00	2000.00	920.00	1000.00
Kegalle	1000.00	1200.00	2000.00	2200.00	-	-	2000.00	2100.00	1200.00	1300.00	-	-	-	-
Ampara	-	-	-	-	-	-	-	-	-	-	-	-	-	-
Dehiattakandiyaya	1120.00	1200.00	1800.00	1900.00	-	-	2100.00	2200.00	1200.00	1700.00	1200.00	1200.00	1000.00	1000.00
Nuwaraeliya	1000.00	1000.00	2350.00	2380.00	-	-	2250.00	2260.00	1260.00	1300.00	2260.00	2280.00	860.00	880.00
Kandy	1100.00	1300.00	2200.00	2300.00	-	-	2200.00	2300.00	1500.00	1600.00	2000.00	2100.00	900.00	1000.00
Puttalam	-	-	1800.00	2300.00	-	-	1800.00	2300.00	1200.00	1300.00	800.00	950.00	700.00	800.00
Hambantota	-	-	-	-	-	-	-	-	-	-	-	-	-	-
Rathnapura	1100.00	1120.00	2000.00	2200.00	-	-	2000.00	2300.00	1400.00	1640.00	1000.00	2100.00	800.00	800.00
Matara	1000.00	1200.00	1900.00	2000.00	2800.00	3000.00	1900.00	2000.00	1300.00	1500.00	1900.00	2000.00	-	-
Galle	1200.00	1400.00	2000.00	2400.00	-	-	2000.00	2200.00	1500.00	1800.00	1800.00	2000.00	900.00	1000.00
Tissamaharama	-	-	-	-	-	-	-	-	-	-	-	-	-	-
Meegoda	1000.00	1200.00	1800.00	2000.00	-	-	2000.00	2200.00	1400.00	1600.00	1800.00	2400.00	800.00	1000.00
Embilipitiya	1000.00	1200.00	2200.00	2400.00	-	-	2000.00	2250.00	1650.00	2000.00	2100.00	2300.00	900.00	1200.00
Jaffna	-	-	-	-	-	-	-	-	-	-	-	-	-	-
Vavuniya	-	-	1800.00	2000.00	-	-	-	-	1400.00	1500.00	1200.00	1300.00	800.00	900.00
Mannar	1100.00	1200.00	1800.00	2400.00	-	-	1600.00	1700.00	1100.00	1200.00	800.00	900.00	750.00	800.00
Killinochchi	1000.00	1050.00	2400.00	2500.00	-	-	2000.00	2100.00	1600.00	1700.00	950.00	1000.00	950.00	1000.00
Mullaitivu	1300.00	1400.00	-	-	-	-	-	-	-	-	-	-	900.00	1000.00
Batticaloa	1200.00	1250.00	2200.00	2300.00	-	-	-	-	1400.00	1500.00	1300.00	1400.00	1000.00	1100.00
Trincomalee	1100.00	1150.00	2370.00	2420.00	-	-	-	-	1200.00	1250.00	1000.00	1050.00	840.00	880.00
Veyangoda	-	-	-	-	-	-	-	-	-	-	-	-	-	-
Galenbindunuwewa	1000.00	1300.00	2200.00	2400.00	-	-	2200.00	2400.00	1400.00	1700.00	2000.00	2200.00	800.00	1200.00
Bandarawela	1100.00	1200.00	-	-	-	-	2200.00	2300.00	1700.00	1800.00	2000.00	2100.00	1200.00	1350.00
Matale	1000.00	1200.00	2400.00	2500.00	-	-	2200.00	2400.00	1400.00	1600.00	2200.00	2300.00	800.00	850.00



**Table 13: Selected Markets: Retail Price of Meat (Rs/kg)**

Week 27: 28 June - 04 July 2024

LOCATIONS	Meat	Meat (Chicken)		Meat	
	Beef	Broiler	Curry	Mutton	Pork
Colombo	2500.00 - 2800.00	1100.00 - 1200.00	1100.00 - 1450.00	3300.00 - 3800.00	1200.00 - 1500.00
Gampaha	-	-	-	-	-
Kurunegala	-	-	-	-	-
Nikaweratiya	2200.00 - 2400.00	1280.00 - 1280.00	-	-	1280.00 - 1280.00
Dambulla	-	1100.00 - 1150.00	-	-	1400.00 - 1500.00
Anuradhapura	2300.00 - 2400.00	1150.00 - 1250.00	1300.00 - 1300.00	3400.00 - 3500.00	1300.00 - 1450.00
Thambuththegama	-	-	-	-	-
Polonnaruwa	-	-	-	-	-
Kaluthara	2300.00 - 2400.00	1050.00 - 1100.00	-	-	1300.00 - 1400.00
Badulla	2100.00 - 2100.00	1300.00 - 1380.00	-	2900.00 - 2900.00	-
Keppetipola	2100.00 - 2200.00	1220.00 - 1260.00	1350.00 - 1360.00	3000.00 - 3100.00	-
Moneragala	2300.00 - 2300.00	1200.00 - 1350.00	1500.00 - 1600.00	-	1500.00 - 1600.00
Kegalle	2300.00 - 2300.00	1150.00 - 1250.00	-	3100.00 - 3100.00	1400.00 - 1500.00
Ampara	-	-	-	-	-
Dehiattakandiya	-	1100.00 - 1180.00	-	-	1290.00 - 1500.00
Nuwaraeliya	2200.00 - 2300.00	1240.00 - 1260.00	1350.00 - 1380.00	3200.00 - 3300.00	1400.00 - 1450.00
Kandy	2200.00 - 2200.00	1000.00 - 1000.00	1150.00 - 1200.00	3100.00 - 3200.00	1350.00 - 1400.00
Puttalam	2400.00 - 2400.00	1100.00 - 1100.00	1500.00 - 1500.00	3600.00 - 3600.00	-
Hambantota	-	-	-	-	-
Rathnapura	2400.00 - 2400.00	1100.00 - 1200.00	1200.00 - 1300.00	3200.00 - 3200.00	1300.00 - 1300.00
Matara	-	1060.00 - 1150.00	-	-	-
Galle	2400.00 - 2400.00	1000.00 - 1200.00	1300.00 - 1350.00	3200.00 - 3300.00	-
Tissamaharama	-	-	-	-	-
Meegoda	-	1080.00 - 1180.00	1280.00 - 1400.00	-	1250.00 - 1250.00
Embilipitiya	2150.00 - 2200.00	1000.00 - 1100.00	1200.00 - 1320.00	2900.00 - 3000.00	1450.00 - 1600.00
Jaffna	-	-	-	-	-
Vavuniya	2000.00 - 2200.00	1350.00 - 1450.00	1500.00 - 1600.00	3000.00 - 3250.00	-
Mannar	2000.00 - 2200.00	1000.00 - 1000.00	1600.00 - 1700.00	-	-
Killinochchi	2000.00 - 2050.00	1300.00 - 1350.00	1750.00 - 1800.00	3400.00 - 3500.00	-
Mullaittivu	-	1550.00 - 1600.00	-	-	-
Batticaloa	1950.00 - 2000.00	1180.00 - 1200.00	1400.00 - 1500.00	3500.00 - 3500.00	-
Trincomalee	2150.00 - 2160.00	1280.00 - 1320.00	1850.00 - 1900.00	3450.00 - 3500.00	-
Veyangoda	-	-	-	-	-
Galenbindunuwewa	1900.00 - 2000.00	1040.00 - 1120.00	-	-	1400.00 - 1500.00
Bandarawela	2900.00 - 3000.00	1100.00 - 1150.00	1450.00 - 1500.00	2800.00 - 2800.00	-
Matale	2000.00 - 2200.00	1000.00 - 1160.00	1350.00 - 1400.00	2900.00 - 3000.00	1400.00 - 1600.00

**Table 14: Colombo: Wholesale Prices (Rs/kg or Rs/piece)**  
**Week 27: 28 June - 04 July 2024**

COMMODITY	Range		Average Price			Change Compared to		COMMODITY	Range		Average Price			Change Compared to		
			This Week	Last Week	Last Year	Last Week (%)	Last Year (%)				This Week	Last Week	Last Year	Last Week (%)	Last Year (%)	
<u>Rice</u>																
<b>Local</b>																
Samba 1	235.00	240.00	236.60	236.20	201.50	0.17	17.42	Large	100.00	110.00	105.00	97.50	97.78	7.69	7.39	
Samba 2	228.00	230.00	229.50	229.50	194.50	0.00	17.99	Small	85.00	90.00	87.50	82.50	80.00	6.06	9.38	
Keeri Samba	280.00	315.00	301.25	304.50	258.10	-1.07	16.72	<u>Fruits (Rs/fruit)</u>								
Nadu 1	210.00	215.00	212.40	211.40	178.50	0.47	18.99	<b>Plantain</b>								
Nadu 2	205.00	207.00	206.00	205.57	171.00	0.21	20.47	Ambul (Rs/kg)	140.00	200.00	165.83	156.36	133.33	6.06	24.38	
Raw (Red)	190.00	200.00	194.00	195.00	139.00	-0.51	39.57	Kolikuttu (Rs/kg)	350.00	400.00	376.67	383.64	393.08	-1.82	-4.17	
Raw (White)	200.00	210.00	204.00	206.50	159.80	-1.21	27.66	Seeni (Rs/kg)	110.00	150.00	126.67	138.18	110.00	-8.33	15.15	
<b>Imported</b>																
Samba	280.00	290.00	285.63	283.50	207.78	0.75	37.47	Anamalu	25.00	32.00	28.50	28.27	22.33	0.80	27.61	
Nadu	-	-	-	-	-	-	-	Ambun	30.00	36.00	33.67	33.27	28.00	1.18	20.24	
Raw (Red)	-	-	-	-	-	-	-	Papaw(Rs/kg)	150.00	180.00	165.83	202.00	105.00	-17.90	57.94	
Raw (White)	-	-	-	-	188.00	-	-	Passion Fruit	60.00	75.00	66.11	71.50	27.20	-7.54	143.06	
<u>Dried Chillies</u>																
Imported	700.00	800.00	750.00	757.50	1101.50	-0.99	-31.91	Pineapple Large	430.00	480.00	452.50	467.50	880.00	-3.21	-48.58	
<u>Onion</u>																
Sinnan	-	-	-	-	-	-	-	Pineapple Medium	330.00	380.00	350.00	355.00	683.33	-1.41	-48.78	
Vedalan	400.00	420.00	410.00	397.14	457.50	3.24	-10.38	Pineapple Small	230.00	300.00	265.00	271.25	540.00	-2.30	-50.93	
Imported	350.00	380.00	363.75	366.25	398.57	-0.68	-8.74	<b>Mango</b>								
<u>Big Onion</u>																
Imported	135.00	220.00	185.45	207.78	100.30	-10.74	84.90	Betti	24.00	35.00	28.78	22.25	31.25	29.34	-7.91	
<b>Local</b>																
<u>Potato</u>																
Welimada	-	-	-	-	-	-	-	Karthakolomban	60.00	120.00	85.00	56.36	70.00	50.81	21.43	
N'Elia	300.00	370.00	335.00	332.50	310.00	0.75	8.06	Vilad	55.00	60.00	57.50	55.00	54.75	4.55	5.02	
Imported	170.00	210.00	185.00	173.75	205.00	6.47	-9.76	Kohu	18.00	20.00	19.00	20.50	-	-7.32	-	
<u>Pulses</u>																
Green Gram	800.00	900.00	848.75	871.43	860.00	-2.60	-1.31	<u>Other</u>								
Cowpea (White)	750.00	850.00	788.33	796.67	648.89	-1.05	21.49	Wood Apple	80.00	140.00	110.00	140.00	102.86	-21.43	6.94	
Cowpea (Red)	700.00	800.00	747.14	763.33	746.67	-2.12	0.06	Orange	100.00	130.00	118.00	140.00	77.86	-15.71	51.56	
Red Dhal	285.00	290.00	286.88	287.14	248.60	-0.09	15.40	Avocado	40.00	120.00	74.55	63.00	65.00	18.33	14.69	
<u>Vegetable</u>																
Beans (Butter)	-	-	-	-	-	-	-	Slime Apple	25.00	40.00	32.40	25.10	25.75	29.08	25.83	
Beans(Green)	450.00	600.00	541.82	475.00	350.00	14.07	54.81	Grapes (Imp., Rs/kg)	1360.00	1360.00	1360.00	1463.75	1471.43	-7.09	-7.57	
Carrot	300.00	450.00	375.00	422.00	390.91	-11.14	-4.07	King Coconut	140.00	180.00	153.00	155.56	105.00	-1.64	45.71	
Leeks	350.00	500.00	428.00	507.00	188.00	-15.58	127.66	<u>Sea Fish</u>								
Beetroot	350.00	550.00	460.00	553.85	319.09	-16.94	44.16	Salaya	250.00	450.00	345.00	491.25	503.00	-29.77	-31.41	
Knolkhol	200.00	250.00	230.00	276.00	137.00	-16.67	67.88	Hurulla	400.00	800.00	610.00	808.33	962.00	-24.54	-36.59	
Raddish	100.00	150.00	118.00	144.00	101.00	-18.06	16.83	Balaya	500.00	800.00	650.83	661.67	1145.00	-1.64	-43.16	
Cabbage	120.00	180.00	138.18	156.36	155.00	-11.63	-10.85	Kelawalla	1000.00	1400.00	1196.67	1281.67	1602.00	-6.63	-25.30	
Tomato	350.00	520.00	439.00	520.00	346.00	-15.58	26.88	Thora	2000.00	3000.00	2416.67	1883.33	2470.00	28.32	-2.16	
Ladies Fingers	120.00	180.00	149.00	126.00	147.00	18.25	1.36	Paraw	1300.00	1600.00	1457.50	1375.00	1480.00	6.00	-1.52	
Brinjal	200.00	350.00	264.00	272.00	214.00	-2.94	23.36	Mora	1200.00	1350.00	1266.67	1041.67	978.00	21.60	29.52	
Capsicum	500.00	600.00	550.00	627.00	325.00	-12.28	69.23	Shrimps	1600.00	1950.00	1775.83	1615.71	1731.00	9.91	2.59	
Pumpkin	140.00	160.00	150.00	165.00	125.00	-9.09	20.00	Thalapat	1800.00	2400.00	2058.33	1931.25	1995.00	6.58	3.17	
Cucumber	80.00	100.00	90.00	108.00	102.00	-16.67	-11.76	<u>Eggs</u>								
Bitter Gourd	450.00	550.00	512.00	586.00	320.00	-12.63	60.00	Brown	53.00	55.00	54.06	54.38	54.00	-0.57	0.12	
Snake Gourd	180.00	220.00	202.00	234.00	258.00	-13.68	-21.71	White	51.00	53.00	52.06	52.38	54.75	-0.60	-4.91	
Drumstick	-	-	866.67	520.83	-	-	1.36	<u>Dried Fish</u>								
Luffa	150.00	200.00	184.00	206.00	155.00	-10.68	18.71	Sprats	1600.00	1900.00	1705.83	1795.71	2015.56	-5.01	-15.37	
Long Beans	250.00	350.00	300.00	253.00	322.00	18.58	-6.83	Sprats (Imported)	800.00	900.00	857.50	885.71	925.00	-3.19	-7.30	
Ash Plantain	180.00	220.00	202.00	176.00	163.00	14.77	23.93	Kattawa (Imported)	1250.00	1450.00	1340.00	1386.67	1716.00	-3.37	-21.91	
Green Chillies	100.00	250.00	170.00	174.00	765.00	-2.30	-77.78	Thora	-	-	-	-	-	-	-	
Lime	600.00	900.00	750.00	1050.00	294.00	-28.57	155.10	Thora (Imported)	-	-	-	-	-	-	-	
<u>Root Crops</u>																
Sweet Potato	150.00	160.00	155.00	158.00	98.00	-1.90	58.16	Mora	1750.00	1950.00	1851.67	1900.00	1979.00	-2.54	-6.43	
Manioc	80.00	100.00	92.00	96.00	145.00	-4.17	-36.55	Mora (Imported)	-	-	-	-	-	-	-	
<u>Leafy Vegetable</u>																
Mukunuwenna	40.00	45.00	41.67	39.17	46.25	6.38	-9.91	Balaya	1100.00	1200.00	1160.83	1063.33	1732.73	9.17	-33.01	
Kankun	40.00	45.00	41.67	39.17	46.25	6.38	-9.91	Balaya (Imported)	-	-	-	-	-	-	-	
Gotukola (Rs/kg)	300.00	320.00	306.67	310.00	292.50	-1.08	4.84	Anguluwa	-	-	-	-	-	-	-	
								Anguluwa (Imported)	1300.00	1500.00	1407.50	1463.33	1608.57	-3.82	-12.50	
								Maduwa	1300.00	1450.00	1406.67	1456.67	1429.00	-3.43	-1.56	
								Maduwa (Imported)	-	-	-	-	-	-	-	
								Koduwa	-	-	-	-	-	-	-	
								Koduwa (Imported)	-	-	-	-	-	-	-	
								Salaya	450.00	600.00	525.83	522.22	883.00	0.69	-40.45	
								Salaya (Imported)	-	-	-	-	-	-	-	

**This Week:** Week 27: 28 June - 04 July 2024  
**Last Week:** Week 26: 21 - 27 June 2024

Table 15: Colombo &amp;Suburbs: Retail Prices (Rs/kg or Rs/piece)

Week 27: 28 June - 04 July 2024

COMMODITY	Range	Average Price			Change Compared to		COMMODITY	Range	Average Price			Change Compared to	
		This Week	Last Week	Last Year	Last Week	Last Year (%)			This Week	Last Week	Last Year	Last Week	Last Year (%)
<b>Rice</b>							<b>Coconut</b>						
<b>Local</b>							Large	110.00 - 130.00	118.80	117.08	114.44	1.72	3.81
Samba 1	230.00 - 270.00	251.47	251.20	227.58	0.27	10.50	Small	90.00 - 100.00	95.93	95.00	95.52	0.93	0.43
Samba 2	-			216.45			<b>Fruits (Rs/fruit)</b>						
Keeri Samba	340.00 - 370.00	355.71	356.25	266.88	-0.54	33.29	<b>Plantain</b>						
Nadu 1	220.00 - 230.00	224.80	224.82	217.04	-0.02	3.58	Ambul (Rs/kg)	200.00 - 270.00	226.25	222.12	201.00	4.13	12.56
Nadu 2	-			200.78			Kolikuttu (Rs/kg)	400.00 - 550.00	471.03	495.36	479.17	-24.32	-1.70
Raw (Red)	200.00 - 210.00	205.20	205.48	161.43	-0.28	27.12	Seeni (Rs/kg)	150.00 - 260.00	204.57	215.48	195.17	-10.91	4.82
Raw (White)	210.00 - 220.00	216.67	216.77	180.88	-0.11	19.78	Anamalu	35.00 - 50.00	40.96	39.42	28.33	1.54	44.55
<b>Imported</b>							<b>Mango</b>						
Samba	290.00 - 300.00	294.21	292.78	230.61	1.43	27.58	Ambun	47.00 - 58.00	52.33	49.76	38.31	2.57	36.60
Nadu	-						Papaw(Rs/kg)	220.00 - 300.00	260.00	279.67	217.27	-19.67	19.67
Raw (Red)	-						Passion Fruit	70.00 - 120.00	94.09	97.31	46.52	-3.22	102.25
Raw (White)	-			204.69			Pineapple Large	450.00 - 700.00	555.00	591.43	1007.27	-36.43	-44.90
<b>Dried Chillies</b>							<b>Pineapple Medium</b>						
Imported	800.00 - 1200.00	994.00	1021.00	1306.45	-27.00	-23.92	Pineapple Small	350.00 - 480.00	408.82	451.50	778.24	-42.68	-47.47
<b>Onion</b>							<b>Mango</b>						
Sinnan	-						Betti	-					
Vedalan	520.00 - 640.00	570.83	543.50	622.72	27.33	-8.33	Karthakolomban	100.00 - 180.00	136.48	95.63	95.71	40.85	42.60
Imported	380.00 - 480.00	456.32	466.88	474.29	-10.56	-3.79	Vilad	60.00 - 100.00	73.57	70.00	74.67	3.57	-1.47
<b>Big Onion</b>							<b>Kohu</b>						
Imported	240.00 - 300.00	263.00	264.88	135.86	-1.88	93.59	<b>Other</b>						
Local	-						Wood Apple	120.00 - 260.00	178.57	217.50	147.11	-38.93	21.39
<b>Potato</b>							<b>Orange</b>						
Welimada	-						Orange	120.00 - 200.00	173.85	174.44	113.16	-0.60	53.63
N'Eliya	360.00 - 440.00	421.05	414.80	391.54	6.25	7.54	Avocado	70.00 - 166.00	123.84	106.43	93.65	17.41	32.23
Imported	190.00 - 240.00	231.20	229.57	237.06	1.63	-2.47	Slime Apple	50.00 - 120.00	91.88	99.00	75.81	-7.13	21.19
<b>Pulses</b>							<b>Grapes (Imp., Rs/kg)</b>						
Green Gram	1000.00 - 1500.00	1290.00	1302.69	1263.33	-12.69	2.11	Grapes (Imp., Rs/kg)	1700.00 - 2800.00	2337.50	2345.00	2619.05	-7.50	-10.75
Cowpea (White)	850.00 - 1200.00	979.62	985.00	937.50	-5.38	4.49	King Coconut	180.00 - 200.00	194.67	195.71	136.13	-1.05	43.00
Cowpea (Red)	850.00 - 1200.00	998.00	1014.29	955.42	-16.29	4.46	<b>Sea Fish</b>						
Red Dhal	300.00 - 360.00	332.08	332.67	300.00	-0.58	10.69	Salaya	450.00 - 800.00	619.50	677.06	755.42	-57.56	-17.99
<b>Vegetable</b>							<b>Hurulla</b>						
Beans (Butter)	-						Balaya	800.00 - 1500.00	1085.29	1023.85	1636.36	61.45	-33.68
Beans (Green)	480.00 - 880.00	719.67	635.38	512.00	84.28	40.56	Kelawalla	1350.00 - 2900.00	2087.50	2123.53	2605.56	-36.03	-19.88
Carrot	400.00 - 680.00	526.67	536.82	511.15	-10.15	3.03	Thora	2600.00 - 4000.00	3200.00	3154.55	3408.33	45.45	-6.11
Leeks	450.00 - 800.00	596.90	709.55	372.67	-112.65	60.17	Paraw	1500.00 - 2800.00	2154.17	2029.17	2507.14	125.00	-14.08
Beetroot	500.00 - 800.00	666.43	761.00	489.64	-94.57	36.11	Mora	1400.00 - 1800.00	1605.56	1456.25	2400.00	149.31	-33.10
Knolkhol	300.00 - 600.00	449.52	453.89	311.74	-4.37	44.20	Shrimps	1800.00 - 2400.00	2116.67	1918.50	1977.14	198.17	7.06
Raddish	150.00 - 420.00	276.00	300.00	215.71	-24.00	27.95	Thalapath	2000.00 - 3600.00	2955.88	2852.63	3135.00	103.25	-5.71
Cabbage	200.00 - 400.00	319.66	322.61	315.71	-2.95	1.25	<b>Eggs</b>						
Tomato	450.00 - 800.00	642.76	778.00	468.21	-135.24	37.28	Brown	54.00 - 60.00	56.22	56.14	55.80	0.08	0.76
Ladies Fingers	200.00 - 400.00	311.43	306.67	289.23	4.76	7.67	White	52.00 - 55.00	53.50	53.82	57.27	-0.32	-6.58
Brijjal	300.00 - 600.00	412.76	449.23	364.33	-36.47	13.29	<b>Dried Fish</b>						
Capsicum	650.00 - 1000.00	805.00	815.91	609.68	-10.91	32.04	Sprats	1800.00 - 2500.00	2135.00	2164.29	2271.43	-29.29	-6.01
Pumpkin	200.00 - 320.00	264.83	269.17	195.00	-4.34	35.81	Sprats (Imported)	1000.00 - 1400.00	1200.00	1252.63	1252.00	-52.63	-4.15
Cucumber	120.00 - 280.00	214.07	232.31	200.00	-18.23	7.04	Kattawa	1900.00 - 2400.00	2068.42	1975.00	2489.29	93.42	-16.91
Bitter Gourd	600.00 - 800.00	716.79	734.09	512.07	-17.31	39.98	Thora	-					
Snake Gourd	300.00 - 560.00	398.33	405.71	408.28	-7.38	-2.44	Mora	2000.00 - 2600.00	2328.57	2415.00	2425.00	-86.43	-3.98
Drumstick	600.00 - 1400.00	929.60	1056.47	753.04	-126.87	23.45	Balaya	1400.00 - 2000.00	1713.04	1668.42	2027.27	44.62	-15.50
Luffa	300.00 - 600.00	403.33	408.75	344.55	-5.42	17.06	Anguluwa	1900.00 - 2400.00	2093.33	2100.00	2406.67	-6.67	-13.02
Long Beans	360.00 - 600.00	491.60	427.83	439.29	63.77	11.91	Maduwa	-			2363.64		
Ash Plantain	250.00 - 480.00	375.93	375.42	297.86	0.51	26.21	Koduwa	-					
Green Chillies	240.00 - 600.00	435.00	447.60	1025.00	-12.60	-57.56	Salaya	800.00 - 1200.00	1046.67	1025.00	1232.14	21.67	-15.05
Lime	1000.00 - 1800.00	1351.72	1645.83	544.44	-294.11	148.28	<b>Meat</b>						
<b>Root Crops</b>							<b>Beef (without Bones)</b>						
Sweet Potato	200.00 - 420.00	286.90	292.38	204.83	-5.48	40.07	Chicken (Broiler)	1100.00 - 1200.00	1145.38	1156.47	1510.00	-11.09	-24.15
Manioc	140.00 - 260.00	205.36	211.82	220.67	-6.46	-6.94	Chicken (Curry)	1100.00 - 1450.00	1204.55	1162.50	1528.18	42.05	-21.18
<b>Leafy Vegetable</b>							<b>Mutton</b>						
Mukunuwenna	50.00 - 100.00	73.70	76.60	76.07	-2.90	-3.11	Pork	3300.00 - 3800.00	3477.78	3433.33	3125.00	44.44	11.29
Kankun	50.00 - 100.00	75.56	75.63	76.07	-0.07	-0.68		1200.00 - 1500.00	1325.00	1350.00	1600.00	-25.00	-17.19
Gotukola	100.00 - 120.00	110.77	126.47	97.14	-15.70	14.03							

This Week:

Week 27: 28 June - 04 July 2024

Last Week:

Week 26: 21 - 27 June 2024

**Table 16: Farmgate/Producer Prices of Food Commodities in Selected Producing Areas (Rs/kg)**

Week 27: 28 June - 04 July 2024

COMMODITY	Range	Average Price	COMMODITY	Range	Average Price	COMMODITY	Range	Average Price
<b>Paddy</b>			<b>Vegetable (Up Country)</b>			<b>Snake Gourd</b>		
<b>Short Grain</b>			<b>Beans</b>			Dambulla	140.00 - 157.50	148.00
A'pura	122.00 - 124.00	122.80	Dambulla	460.00 - 500.00	480.00	Hambantota	-	
P'haruwa	-		Welimada	450.00 - 480.00	460.00	Embilipitiya	170.00 - 200.00	184.00
Kalawewa	-		Badulla	450.00 - 500.00	487.50	Matara	-	
Kurunegala	-		<b>Carrot</b>			A'pura	200.00 - 220.00	208.00
Dehiattakandiya	120.00 - 122.00	121.00	N'eliya	425.00 - 440.00	432.00	<b>Luffa</b>		
Nikaweratiya	-		Welimada	-		Dambulla	220.00 - 240.00	229.00
Ampara	-		Hanguranketha	-		Hambantota	-	
<b>Long Grain (White)</b>			<b>Leeks</b>			Embilipitiya	270.00 - 300.00	285.00
A'pura	117.00 - 119.00	117.80	N'eliya	435.00 - 445.00	440.00	Matara	-	
P'haruwa	-		Welimada	410.00 - 425.00	420.00	A'pura	280.00 - 300.00	288.00
Kalawewa	-		<b>Beetroot</b>			<b>Green Chillies</b>		
Kurunegala	-		N'eliya	320.00 - 340.00	332.00	Dambulla	115.00 - 130.00	122.00
Dehiattakandiya	113.00 - 114.00	113.67	Dambulla	440.00 - 480.00	460.00	Hambantota	-	
Embilipitiya	-		Kurunegala	-		Embilipitiya	160.00 - 200.00	180.00
Nikaweratiya	-		Welimada	320.00 - 330.00	326.00	Puttalam	-	
Hambantota	-		Hanguranketha	-		A'pura	240.00 - 260.00	248.00
Ampara	-		<b>Knol Khol</b>			<b>Pumpkin</b>		
<b>Long Grain (Red)</b>			N'eliya	190.00 - 200.00	194.00	Dambulla	100.00 - 120.00	110.00
Matara	115.00 - 118.00	117.00	Welimada	160.00 - 180.00	174.00	Hambantota	-	
Hambantota	-		Hanguranketha	-		Embilipitiya	120.00 - 140.00	127.50
Embilipitiya	113.00 - 115.00	114.00	<b>Raddish</b>			Matara	100.00 - 120.00	112.50
<b>Keeri Samba</b>			N'eliya	80.00 - 90.00	84.00	A'pura	140.00 - 160.00	148.00
A'pura	135.00 - 140.00	137.00	Welimada	55.00 - 65.00	60.00	Moneragala	100.00 - 120.00	108.00
P'haruwa	-		Hambantota	-		<b>Cucumber</b>		
Kalawewa	-		Hanguranketha	-		A'pura	80.00 - 100.00	88.00
Kurunegala	-		<b>Cabbage</b>			Dambulla	67.00 - 76.00	72.20
Dehiattakandiya	-		N'eliya	100.00 - 115.00	109.00	Hambantota	-	
<b>Red Onion</b>			Welimada	80.00 - 85.00	83.33	Matara	75.00 - 80.00	77.50
Puttalam	-		Badulla	120.00 - 150.00	130.00	<b>Long Beans</b>		
Jaffna	-		Hanguranketha	-		Dambulla	172.50 - 190.00	180.00
<b>Big Onion</b>			<b>Tomato</b>			Hambantota	-	
Dambulla	-		Welimada	250.00 - 280.00	266.00	Embilipitiya	200.00 - 230.00	216.00
Kalawewa	-		Hambantota	-		Matara	180.00 - 230.00	207.50
A'pura	-		Dambulla	440.00 - 480.00	458.00	A'pura	220.00 - 240.00	228.00
<b>Potato</b>			Hanguranketha	-		<b>Ash Plantain</b>		
N'eliya	265.00 - 275.00	271.00	<b>Vegetable (Low Country)</b>			Hambantota	-	
Badulla	-		<b>Ladies Fingers</b>			Embilipitiya	90.00 - 110.00	102.00
Welimada	260.00 - 270.00	264.00	A'pura	160.00 - 200.00	176.00	Matara	100.00 - 110.00	105.00
<b>Pulses</b>			Dambulla	152.50 - 172.50	159.50	<b>Lime</b>		
<b>Green Gram</b>			Hambantota	-		Hambantota	-	
Hambantota	-		Embilipitiya	110.00 - 130.00	120.00	Embilipitiya	550.00 - 620.00	587.50
Moneragala	600.00 - 630.00	612.00	Matara	-		Moneragala	700.00 - 750.00	720.00
Embilipitiya	750.00 - 760.00	755.00	<b>Brinjal</b>			<b>Fruits (Rs/kg)</b>		
Nikaweratiya	-		A'pura	180.00 - 200.00	188.00	<b>Banana</b>		
A'pura	650.00 - 700.00	675.00	Dambulla	200.00 - 230.00	216.00	<b>Ambul</b>		
<b>Cowpea</b>			Hambantota	-		Moneragala	50.00 - 60.00	54.00
Hambantota	-		Embilipitiya	160.00 - 200.00	177.50	Embilipitiya	80.00 - 100.00	92.00
Nikaweratiya	-		Matara	160.00 - 200.00	175.00	Hambantota	-	
Moneragala	650.00 - 680.00	662.00	Welimada	150.00 - 170.00	158.00	<b>Kolikuttu</b>		
Embilipitiya	700.00 - 720.00	710.00	<b>Capsicum</b>			Moneragala	150.00 - 180.00	162.00
<b>Maize</b>			Badulla	400.00 - 400.00	400.00	Embilipitiya	300.00 - 320.00	307.50
A'pura	145.00 - 150.00	147.50	Welimada	560.00 - 580.00	570.00	Hambantota	-	
Kalawewa	-		<b>Bitter Gourd</b>			<b>Papaw</b>		
<b>Gingelly</b>			A'pura	520.00 - 540.00	528.00	Moneragala	100.00 - 120.00	108.00
A'pura	540.00 - 560.00	550.00	Dambulla	440.00 - 490.00	475.00	Embilipitiya	160.00 - 170.00	163.75
Kalawewa	-		Hambantota	-		Hambantota	-	
<b>Black Gram</b>			Embilipitiya	400.00 - 430.00	416.67	<b>Pineapple</b>		
A'pura	600.00 - 630.00	615.00	Matara	400.00 - 480.00	447.50	Divulapitiya	-	
Kalawewa	-							

**Annex 01 - Colombo Markets: Retail Prices of Rice and Subsidiary Food Crops (Rs/kg)**

**Week 27: 28 June - 04 July 2024**

CROP	PELIYAGODA	MAHARAGAMA	KIRULAPONE	NUGEGODA	NARAHENPITA	DEMATAGODA	THOTALANGA	KADAWATHA	KIRIBATHGODA
<b><u>Rice</u></b>									
<b>Local</b>									
Samba 1	230.00 - 260.00	230.00 - 270.00	230.00 - 270.00	230.00 - 260.00	260.00 - 270.00	230.00 - 270.00	250.00 - 270.00	230.00 - 260.00	230.00 - 260.00
Samba 2	-	-	-	-	-	-	-	-	-
Keeri Samba	340.00 - 350.00	350.00 - 350.00	360.00 - 360.00	360.00 - 370.00	360.00 - 360.00	350.00 - 360.00	360.00 - 370.00	360.00 - 370.00	370.00 - 370.00
Nadu 1	220.00 - 225.00	220.00 - 230.00	220.00 - 230.00	220.00 - 230.00	220.00 - 230.00	220.00 - 230.00	220.00 - 230.00	220.00 - 230.00	220.00 - 230.00
Nadu 2	-	-	-	-	-	-	-	-	-
Raw (Red)	200.00 - 210.00	200.00 - 210.00	200.00 - 210.00	200.00 - 210.00	210.00 - 210.00	200.00 - 210.00	200.00 - 210.00	200.00 - 210.00	200.00 - 210.00
Raw (White)	210.00 - 220.00	220.00 - 220.00	210.00 - 220.00	210.00 - 220.00	210.00 - 220.00	210.00 - 220.00	210.00 - 220.00	210.00 - 220.00	210.00 - 220.00
<b>Imported</b>									
Samba	290.00 - 290.00	300.00 - 300.00	300.00 - 300.00	290.00 - 300.00	290.00 - 300.00	290.00 - 300.00	290.00 - 300.00	290.00 - 290.00	290.00 - 290.00
Nadu	-	-	-	-	-	-	-	-	-
Raw (Red)	-	-	-	-	-	-	-	-	-
Raw (White)	-	-	-	-	-	-	-	-	-
<b><u>Dried Chillies</u></b>									
Imported	800.00 - 850.00	1000.00 - 1200.00	950.00 - 1100.00	1200.00 - 1200.00	950.00 - 1200.00	850.00 - 1100.00	950.00 - 1000.00	900.00 - 1200.00	900.00 - 1200.00
<b><u>Red Onion</u></b>									
Sinnan	-	-	-	-	-	-	-	-	-
Vedalan	-	640.00 - 640.00	520.00 - 520.00	520.00 - 600.00	560.00 - 560.00	560.00 - 560.00	550.00 - 600.00	550.00 - 600.00	550.00 - 600.00
Imported	380.00 - 480.00	480.00 - 480.00	480.00 - 480.00	400.00 - 480.00	440.00 - 460.00	480.00 - 480.00	450.00 - 480.00	460.00 - 480.00	480.00 - 480.00
<b><u>Big Onion</u></b>									
Imported	240.00 - 260.00	280.00 - 300.00	260.00 - 280.00	240.00 - 280.00	240.00 - 300.00	240.00 - 300.00	240.00 - 280.00	240.00 - 250.00	250.00 - 280.00
Local	-	-	-	-	-	-	-	-	-
<b><u>Potato</u></b>									
Welimada	-	-	-	-	-	-	-	-	-
N'Eliya	360.00 - 380.00	400.00 - 440.00	440.00 - 440.00	400.00 - 440.00	400.00 - 440.00	440.00 - 440.00	440.00 - 440.00	400.00 - 440.00	440.00 - 440.00
Imported	190.00 - 220.00	240.00 - 240.00	240.00 - 240.00	240.00 - 240.00	240.00 - 240.00	240.00 - 240.00	220.00 - 240.00	220.00 - 240.00	220.00 - 240.00
<b><u>Pulses</u></b>									
Green Gram	1000.00 - 1200.00	1200.00 - 1500.00	1200.00 - 1400.00	1400.00 - 1500.00	1200.00 - 1500.00	1100.00 - 1200.00	1200.00 - 1400.00	1200.00 - 1400.00	1400.00 - 1500.00
Cowpea (White)	850.00 - 900.00	1000.00 - 1100.00	1000.00 - 1000.00	1100.00 - 1200.00	900.00 - 1200.00	900.00 - 1200.00	850.00 - 900.00	920.00 - 1100.00	1100.00 - 1200.00
Cowpea (Red)	850.00 - 900.00	1000.00 - 1100.00	1000.00 - 1000.00	1100.00 - 1200.00	900.00 - 1100.00	900.00 - 1100.00	850.00 - 900.00	850.00 - 1100.00	1100.00 - 1200.00
Red Dhal	300.00 - 340.00	340.00 - 360.00	320.00 - 350.00	340.00 - 360.00	310.00 - 360.00	310.00 - 320.00	300.00 - 320.00	320.00 - 340.00	340.00 - 360.00

**Annex 02 - Colombo Markets: Retail Prices of Vegetables (Rs/kg) and Coconut (Rs/nut)**

**Week 27: 28 June - 04 July 2024**

CROP	PELIYAGODA	MAHARAGAMA	KIRULAPONE	NUGEGODA	NARAHENPITA	DEMATAGODA	THOTALANGA	KADAWATHA	KIRIBATHGODA
<i>Vegetable</i>									
Beans	660.00 - 700.00	800.00 - 800.00	720.00 - 720.00	800.00 - 800.00	700.00 - 800.00	740.00 - 800.00	480.00 - 600.00	600.00 - 800.00	800.00 - 880.00
Carrot	400.00 - 460.00	600.00 - 680.00	520.00 - 560.00	600.00 - 680.00	420.00 - 500.00	460.00 - 560.00	400.00 - 450.00	400.00 - 600.00	560.00 - 680.00
Leeks	450.00 - 560.00	600.00 - 720.00	600.00 - 600.00	800.00 - 800.00	460.00 - 500.00	600.00 - 600.00	450.00 - 500.00	480.00 - 800.00	600.00 - 800.00
Beetroot	500.00 - 600.00	800.00 - 800.00	600.00 - 720.00	800.00 - 800.00	540.00 - 600.00	800.00 - 800.00	520.00 - 600.00	600.00 - 800.00	800.00 - 800.00
Knolkhol	300.00 - 400.00	480.00 - 560.00	-	600.00 - 600.00	360.00 - 420.00	480.00 - 480.00	350.00 - 460.00	400.00 - 600.00	560.00 - 600.00
Raddish	150.00 - 200.00	360.00 - 400.00	240.00 - 280.00	360.00 - 420.00	200.00 - 280.00	-	200.00 - 250.00	240.00 - 320.00	400.00 - 400.00
Cabbage	200.00 - 260.00	400.00 - 400.00	320.00 - 360.00	400.00 - 400.00	240.00 - 320.00	320.00 - 320.00	240.00 - 280.00	320.00 - 400.00	400.00 - 400.00
Tomato	450.00 - 560.00	600.00 - 800.00	600.00 - 640.00	600.00 - 800.00	460.00 - 560.00	600.00 - 600.00	600.00 - 650.00	800.00 - 800.00	800.00 - 800.00
Ladies Fingers	250.00 - 320.00	360.00 - 400.00	280.00 - 360.00	400.00 - 400.00	280.00 - 320.00	280.00 - 360.00	200.00 - 220.00	320.00 - 320.00	400.00 - 400.00
Brinjal	300.00 - 360.00	480.00 - 560.00	400.00 - 400.00	480.00 - 600.00	340.00 - 400.00	320.00 - 400.00	300.00 - 450.00	320.00 - 400.00	480.00 - 600.00
Capsicum	650.00 - 700.00	1000.00 - 1000.00	800.00 - 800.00	800.00 - 1000.00	740.00 - 800.00	760.00 - 800.00	700.00 - 750.00	800.00 - 800.00	760.00 - 1000.00
Pumpkin	200.00 - 240.00	240.00 - 320.00	240.00 - 280.00	300.00 - 320.00	240.00 - 260.00	280.00 - 320.00	200.00 - 200.00	320.00 - 320.00	320.00 - 320.00
Cucumber	120.00 - 150.00	240.00 - 280.00	200.00 - 240.00	280.00 - 280.00	200.00 - 220.00	160.00 - 240.00	140.00 - 200.00	200.00 - 240.00	280.00 - 280.00
Bitter Gourd	600.00 - 700.00	760.00 - 800.00	720.00 - 800.00	800.00 - 800.00	600.00 - 750.00	-	600.00 - 700.00	600.00 - 800.00	740.00 - 800.00
Snake Gourd	300.00 - 360.00	480.00 - 560.00	320.00 - 480.00	560.00 - 560.00	320.00 - 400.00	460.00 - 480.00	300.00 - 360.00	320.00 - 480.00	520.00 - 560.00
Drumstick	740.00 - 800.00	960.00 - 1000.00	600.00 - 600.00	1000.00 - 1200.00	1100.00 - 1400.00	600.00 - 800.00	600.00 - 800.00	800.00 - 1040.00	1400.00 - 1400.00
Luffa	300.00 - 320.00	480.00 - 560.00	400.00 - 480.00	400.00 - 600.00	340.00 - 400.00	-	350.00 - 360.00	320.00 - 400.00	520.00 - 600.00
Long Beans	400.00 - 450.00	600.00 - 600.00	400.00 - 520.00	600.00 - 600.00	420.00 - 480.00	-	360.00 - 400.00	480.00 - 520.00	600.00 - 600.00
Ash Plantain	250.00 - 280.00	400.00 - 480.00	320.00 - 400.00	400.00 - 480.00	320.00 - 360.00	320.00 - 400.00	260.00 - 300.00	320.00 - 320.00	380.00 - 480.00
Green Chillies	250.00 - 280.00	600.00 - 600.00	400.00 - 600.00	500.00 - 600.00	500.00 - 600.00	600.00 - 600.00	240.00 - 260.00	320.00 - 400.00	600.00 - 600.00
Lime	1000.00 - 1200.00	1200.00 - 1500.00	1000.00 - 1800.00	1400.00 - 1600.00	1100.00 - 1200.00	1000.00 - 1600.00	1100.00 - 1400.00	1200.00 - 1800.00	1800.00 - 1800.00
<i>Root Crops</i>									
Sweet Potato	200.00 - 260.00	240.00 - 280.00	240.00 - 320.00	320.00 - 400.00	260.00 - 280.00	420.00 - 420.00	200.00 - 240.00	240.00 - 400.00	400.00 - 420.00
Manioc	150.00 - 180.00	220.00 - 240.00	240.00 - 240.00	240.00 - 250.00	200.00 - 220.00	260.00 - 260.00	140.00 - 180.00	200.00 - 200.00	220.00 - 240.00
<i>Leafy Vegetable</i>									
Mukunuwenna	50.00 - 60.00	80.00 - 80.00	70.00 - 70.00	80.00 - 100.00	80.00 - 80.00	80.00 - 80.00	50.00 - 60.00	80.00 - 100.00	80.00 - 80.00
Kankun	50.00 - 60.00	80.00 - 80.00	70.00 - 70.00	80.00 - 100.00	80.00 - 80.00	100.00 - 100.00	50.00 - 60.00	80.00 - 100.00	80.00 - 80.00
Gotukola	100.00 - 120.00	100.00 - 100.00	100.00 - 100.00	100.00 - 120.00	120.00 - 120.00	120.00 - 120.00	100.00 - 100.00	100.00 - 120.00	120.00 - 120.00
<i>Coconut</i>									
Large	110.00 - 110.00	120.00 - 120.00	120.00 - 130.00	110.00 - 120.00	110.00 - 120.00	110.00 - 110.00	110.00 - 120.00	110.00 - 130.00	110.00 - 120.00
Small	90.00 - 100.00	100.00 - 100.00	100.00 - 100.00	100.00 - 100.00	90.00 - 100.00	90.00 - 100.00	90.00 - 90.00	90.00 - 100.00	90.00 - 100.00

**Annex 03 - Colombo Markets: Retail Prices of Fruits (Rs/fruit)**

**Week 27: 28 June - 04 July 2024**

CROP	PELIYAGODA	MAHARAGAMA	KIRULAPONE	NUGEGODA	NARAHENPITA	DEMATAGODA	THOTALANGA	KADAWATHA	KIRIBATHGODA
<b><i>Plantain</i></b>									
Ambul (Rs/Kg)	250.00 - 270.00	200.00 - 260.00	240.00 - 260.00	200.00 - 250.00	200.00 - 250.00	200.00 - 220.00	200.00 - 200.00	200.00 - 240.00	200.00 - 200.00
Kolikuttu (Rs/Kg)	400.00 - 450.00	400.00 - 540.00	500.00 - 550.00	440.00 - 460.00	500.00 - 550.00	550.00 - 550.00	400.00 - 500.00	420.00 - 480.00	450.00 - 500.00
Seeni (Rs/Kg)	150.00 - 200.00	200.00 - 260.00	230.00 - 260.00	200.00 - 240.00	200.00 - 230.00	150.00 - 220.00	150.00 - 220.00	200.00 - 220.00	200.00 - 200.00
Anamalu	35.00 - 37.00	45.00 - 45.00	46.00 - 50.00	42.00 - 47.00	37.00 - 40.00	40.00 - 42.00	35.00 - 35.00	35.00 - 40.00	35.00 - 35.00
Ambun	48.00 - 52.00	55.00 - 57.00	58.00 - 58.00	50.00 - 50.00	50.00 - 56.00	50.00 - 55.00	-	47.00 - 53.00	47.00 - 47.00
<b><i>Pineapple</i></b>									
Large	500.00 - 520.00	700.00 - 700.00	650.00 - 650.00	500.00 - 550.00	500.00 - 600.00	-	-	450.00 - 600.00	540.00 - 540.00
Medium	360.00 - 380.00	480.00 - 480.00	450.00 - 460.00	400.00 - 400.00	350.00 - 400.00	-	420.00 - 420.00	350.00 - 430.00	400.00 - 400.00
Small	280.00 - 300.00	350.00 - 360.00	350.00 - 360.00	320.00 - 320.00	280.00 - 300.00	250.00 - 300.00	300.00 - 300.00	-	-
<b><i>Mango</i></b>									
Betti	-	-	-	-	-	-	-	-	-
Karthakolomban	100.00 - 120.00	166.00 - 166.00	166.00 - 166.00	150.00 - 166.00	160.00 - 180.00	100.00 - 120.00	100.00 - 100.00	120.00 - 130.00	120.00 - 130.00
Vilad	60.00 - 70.00	-	80.00 - 80.00	80.00 - 100.00	-	65.00 - 65.00	60.00 - 60.00	-	-
Kohu	-	-	-	-	-	-	-	-	-
<b><i>Other Fruits</i></b>									
Wood Apple	120.00 - 140.00	240.00 - 240.00	170.00 - 200.00	240.00 - 240.00	260.00 - 260.00	120.00 - 120.00	-	130.00 - 130.00	150.00 - 150.00
Orange	120.00 - 130.00	200.00 - 200.00	170.00 - 200.00	160.00 - 200.00	180.00 - 180.00	-	-	130.00 - 130.00	-
Avocado	100.00 - 120.00	100.00 - 130.00	150.00 - 166.00	166.00 - 166.00	120.00 - 150.00	80.00 - 100.00	70.00 - 70.00	-	120.00 - 150.00
Slime Apple	50.00 - 60.00	100.00 - 120.00	100.00 - 120.00	100.00 - 100.00	80.00 - 100.00	80.00 - 80.00	-	70.00 - 70.00	80.00 - 80.00
Grapes (Rs/Kg)	1700.00 - 1700.00	2200.00 - 2800.00	2500.00 - 2600.00	2000.00 - 2600.00	2400.00 - 2400.00	-	2700.00 - 2700.00	2200.00 - 2800.00	2200.00 - 2300.00
Papaw (Rs/Kg)	220.00 - 250.00	300.00 - 300.00	300.00 - 300.00	230.00 - 300.00	250.00 - 300.00	220.00 - 280.00	220.00 - 250.00	220.00 - 240.00	250.00 - 270.00
Passion	70.00 - 75.00	-	110.00 - 120.00	100.00 - 100.00	90.00 - 100.00	100.00 - 100.00	70.00 - 70.00	-	-
King Coconut	180.00 - 200.00	200.00 - 200.00	200.00 - 200.00	200.00 - 200.00	180.00 - 200.00	-	180.00 - 180.00	-	200.00 - 200.00

**Annex 04 - Colombo Markets: Retail Prices of Sea Fish and Dried Fish (Rs/kg)**

**Week 27: 28 June - 04 July 2024**

31

CROP	PELIYAGODA	MAHARAGAMA	KIRULAPONE	NUGEGODA	NARAHENPITA	DEMATAGODA	THOTALANGA	KADAWATHA	KIRIBATHGODA
<i>Sea Fish</i>									
Salaya	450.00 - 550.00	600.00 - 600.00	550.00 - 600.00	-	600.00 - 600.00	600.00 - 800.00	540.00 - 600.00	760.00 - 780.00	760.00 - 800.00
Hurulla	900.00 - 1000.00	-	-	-	-	900.00 - 1000.00	900.00 - 900.00	900.00 - 900.00	1100.00 - 1100.00
Balaya	800.00 - 900.00	1500.00 - 1500.00	-	-	1100.00 - 1200.00	1200.00 - 1500.00	1000.00 - 1400.00	800.00 - 800.00	1200.00 - 1300.00
Kelawalla	1350.00 - 1550.00	2800.00 - 2800.00	2000.00 - 2000.00	2800.00 - 2800.00	2900.00 - 2900.00	1600.00 - 2000.00	1800.00 - 2000.00	2200.00 - 2800.00	2800.00 - 2800.00
Thora	2750.00 - 3300.00	3400.00 - 3400.00	3400.00 - 3400.00	-	3600.00 - 3800.00	2800.00 - 2800.00	2600.00 - 2800.00	4000.00 - 4000.00	-
Paraw	1700.00 - 1800.00	2600.00 - 2600.00	2500.00 - 2500.00	2800.00 - 2800.00	-	2400.00 - 2400.00	1500.00 - 1600.00	2800.00 - 2800.00	-
Mora	1400.00 - 1500.00	-	1800.00 - 1800.00	-	1800.00 - 1800.00	1800.00 - 1800.00	1600.00 - 1600.00	-	-
Shrimps Small	1900.00 - 2100.00	2200.00 - 2200.00	2200.00 - 2200.00	1900.00 - 1900.00	1800.00 - 1800.00	1800.00 - 2200.00	2000.00 - 2000.00	2400.00 - 2400.00	2400.00 - 2400.00
Talapath	2000.00 - 2500.00	3200.00 - 3200.00	3000.00 - 3200.00	3200.00 - 3200.00	3400.00 - 3400.00	2800.00 - 3200.00	2800.00 - 2800.00	3600.00 - 3600.00	3600.00 - 3600.00
<i>Eggs (Rs/egg)</i>									
Brown	56.00 - 56.00	55.00 - 55.00	57.00 - 57.00	56.00 - 56.00	55.00 - 56.00	56.00 - 56.00	55.00 - 58.00	58.00 - 60.00	54.00 - 58.00
White	55.00 - 55.00	55.00 - 55.00	53.00 - 53.00	53.00 - 55.00	53.00 - 54.00	53.00 - 53.00	52.00 - 52.00	53.00 - 55.00	52.00 - 53.00
<i>Dried Fish</i>									
Sprats	2200.00 - 2300.00	2000.00 - 2000.00	2400.00 - 2500.00	2000.00 - 2400.00	1800.00 - 2000.00	1900.00 - 2000.00	1800.00 - 2000.00	1800.00 - 2400.00	2400.00 - 2500.00
Kattawa	2000.00 - 2000.00	1900.00 - 2400.00	2000.00 - 2200.00	2400.00 - 2400.00	-	2000.00 - 2300.00	2000.00 - 2000.00	1900.00 - 1900.00	-
Thora	-	-	-	-	-	-	-	-	-
Mora	2000.00 - 2400.00	2400.00 - 2400.00	2400.00 - 2500.00	2400.00 - 2600.00	2000.00 - 2500.00	2400.00 - 2600.00	2400.00 - 2400.00	2400.00 - 2400.00	2400.00 - 2400.00
Balaya	1400.00 - 1700.00	1600.00 - 1600.00	1600.00 - 1600.00	1800.00 - 2000.00	1600.00 - 2000.00	1800.00 - 2000.00	1600.00 - 1800.00	1600.00 - 1600.00	1800.00 - 2000.00
Anguluwa	2000.00 - 2100.00	1900.00 - 1900.00	2000.00 - 2200.00	2400.00 - 2400.00	2200.00 - 2400.00	2400.00 - 2400.00	-	2000.00 - 2000.00	-
Salaya	800.00 - 1100.00	1000.00 - 1000.00	1000.00 - 1200.00	-	1000.00 - 1200.00	1000.00 - 1200.00	1000.00 - 1200.00	-	-
<i>Meat</i>									
Beef (without Bones)	-	2500.00 - 2500.00	2600.00 - 2600.00	-	2800.00 - 2800.00	-	2500.00 - 2500.00	-	-
Chicken (Broiler)	-	1150.00 - 1150.00	1120.00 - 1120.00	1120.00 - 1120.00	1200.00 - 1200.00	1100.00 - 1100.00	1100.00 - 1200.00	1110.00 - 1190.00	1160.00 - 1200.00
Chicken (Curry)	-	1350.00 - 1350.00	1120.00 - 1120.00	1450.00 - 1450.00	1300.00 - 1300.00	1200.00 - 1200.00	1100.00 - 1200.00	1110.00 - 1110.00	1100.00 - 1200.00
Mutton	-	3300.00 - 3300.00	3400.00 - 3400.00	-	3300.00 - 3300.00	3300.00 - 3300.00	3600.00 - 3800.00	3800.00 - 3800.00	3400.00 - 3400.00
Pork	-	1500.00 - 1500.00	1300.00 - 1300.00	-	-	-	-	1200.00 - 1200.00	1300.00 - 1300.00



## Annex 05 : Food Composition of Selected Food Commodities

Commodity	Energy (kcal/100g)	Protein (g/100g)	Total fat (g/100g)	Retinol Eq (µ g/100g)	Vit B2 (mg/100g)	Vit B6 (mg/100g)	Folate (µg/100g)	Vit C (mg/100g)	Calcium (mg/100g)	Magnesium (mg/100g)	Iron (mg/100g)	Zinc (mg/100g)
<b>Rice</b>												
Rice - (white Kekulu - normal )	361	9.88	1.52	-	0.03	0.09	10.67	-	6.94	26.29	1.22	1.5
Rice - (white Kekulu Samba)	355	8.81	1.53	-	0.03	0.09	8.11	-	9.82	30.48	0.92	1.7
Rice - ( Red Kekulu - normal )	366	8.64	2.12	-	0.05	0.1	8.39	-	4.73	31.7	0.88	1.84
Rice -Samba	369	6.86	2.45	-	0.05	0.13	12.79	-	8.71	37.26	1.18	1.49
Rice - Nadu White	366	7.76	1.48	-	0.03	0.12	9.35	-	4.57	20.1	0.64	1.61
<b>Dried chilies</b>	233	12.68	6.41	437	0.84	0.42	46.83	NA	107	231	5.39	1.65
<b>Onion</b>												
Big onions	48	1.67	0.24	0.16	0.01	0.1	32.99	7.58	14.82	16.94	0.45	0.25
Red onions	55	2.13	0.15	0.18	0.02	0.13	30.15	14.26	20.37	19.32	0.31	0.28
<b>Potatoes</b>	71	1.67	0.25		0.01	0.09	14.31	20.5	9.83	23.84	0.46	0.29
<b>Pulses</b>												
Green gram	290	21.97	0.93	19.5	0.28	0.33	135	NA	98.96	146	4.15	2.86
White cowpea	320	21.25	1.14	1.36	0.09	0.26	249	NA	84.1	213	5.04	3.57
Red cowpea	320	20.24	1.08	0.96	0.11	0.27	273	NA	81.83	194	4.95	3.4
Red Dhal	319	23.09	0.77	1.06	1.6	0.22	55	NA	41.27	66.63	7.45	3.34
<b>Vegetables</b>												
Beans	46	3.95	0.15	6.64	0.1	0.3	45.2	7.02	35.68	45.56	0.7	0.59
Carrot	30	0.85	0.45	1240	0.03	0.1	24.71	5.93	27.65	11.7	0.59	0.25
Leeks	30	1.74	0.49	18.56	0.02	0.19	42.63	4.65	29.28	11.77	1.49	0.43
Beetroot	31	2.12	0.15	1.52	0.01	0.09	108	4.51	20.29	34.88	0.77	0.29
Knolkhol	16	1.69	0.34		0.05	0.19	12.7	77.64	40.09	19.35	0.23	0.18
Radish	29	0.75	0.11		0.02	0.09	18.09	12.13	35.64	13.56	0.38	0.16
Cabbage	21	1.35	0.14	3.35	0.05	0.14	52.66	29.62	56.85	18.47	0.33	0.16

Tomatoes	20	0.88	0.56	165	0.03	0.09	20.16	25.58	9.69	14.93	0.31	0.12
Ladies fingers	26	2.06	0.19	12.41	0.08	0.28	70.62	24.48	92.26	55.23	0.96	0.44
Brinjal (Pandora Striped)	29	1.49	0.31	23	0.12	0.09	30.99	1.49	18.95	18	0.32	0.19
Brinjal (Chinese eggplant)	24	1.28	0.33	16.83	0.12	0.11	32.94	3.37	14.4	21.18	0.28	0.16
Capsicum	23	1.22	0.34	38.96	0.03	0.29	28.65	49.63	12.65	11.21	0.21	0.31
Pumpkin (Common)	31	0.86	0.3	30.41	0.02	0.09	17.72	8.73	18.75	9.93	0.49	0.25
Cucumber	19	0.98	0.24	0.58	0.01	0.08	19.66	4.08	22.1	18.22	0.67	0.21
Bitter gourd	19	1.47	0.23	55.08	0.05	0.06	53.1	46.89	25.19	35.81	1.75	0.26
Snake gourd (Dark green)	11	0.82	0.25	10.41	0.03	0.12	18.09	3.54	26.83	25.84	0.41	0.11
Snake gourd (Pale green)	11	0.89	0.25	5.14	0.03	0.07	16.52	2.85	27.11	21.77	0.47	0.2
Drumstick	30	2.48	0.12	3.13	0.06	0.12	60.48	92.33	22.27	28.51	0.5	0.26
Watakolu	12	0.86	0.15	59.33	0.01	0.07	25.48	6.41	14.67	14.01	4.42	0.45
Long beans	24	3.36	0.3	-	0.06	0.11	99.98	8.93	44.22	33.17	1.01	0.08
Ash Plantain	76	2.84	0.56	0.06	0.02	0.07	6.82	4.49	5.19	22.55	0.39	0.21
Green chillies	39	2.28	0.76	38.16	0.08	0.25	21.29	98.61	20.25	36.91	1.25	0.29
Limes	26	0.66	0.26	0.36	0.01	0.05	12.1	38.05	26	15.25	0.12	0.05
Kekiri	17	1.01	0.25	0.76	0.01	0.07	17.34	8.07	25.72	26.2	0.63	0.22
Ash pumpkin (Ash guord)	18	0.8	0.15		0.01	0.15	14.17	9.14	19.27	23.62	0.48	0.13
Cho-Cho	19	0.58	0.12	0.3	0.04	0.07	63.81	23.76	20.55	13.02	0.49	0.12
Thalana batu (Little prince)	21	1.28	0.39	24.33	0.12	0.09	38.63	2.4	12.38	19.62	0.31	0.22
Thalana batu (Thai eggplant)	21	1.45	0.26	18.33	0.11	0.09	31.18	2.71	17.24	37.22	0.37	0.24
Thibbatu	61	1.66	1.96	15.89	0.03	1.02	72.39	10.8	105	57.46	1.06	0.59
Kohila yams	27	0.64	0.16	1.72	0.01	0.14	4.64	1.67	52.33	33.95	0.61	1.62
Kehel muwa	19	1.36	0.63	4.27	0.02	0.12	40.51	8.16	35.09	31.43	0.38	0.39
Ambaralla	37	0.73	0.44	3.36	0.01	0.1	44.49	35.51	20.7	9.28	0.7	0.12
Mango	50	0.75	0.09	14.5	0.02	0.14	34.89	91.63	28.56	17.74	0.5	0.09
Mushroom	27	2.54	0.42	-	0.15	0.13	7.81	11.56	0.9	14.42	1.32	0.79
Dambala	21	1.84	0.2	38.74	0.08	0.4	33.69	19.82	68.24	31.38	1.2	0.44
<b>Coconuts nuts</b>	<b>390</b>	<b>3.67</b>	<b>39.92</b>	<b>-</b>	<b>0.05</b>	<b>0.11</b>	<b>14.86</b>	<b>-</b>				

<b>Root Crop</b>												
Sweet potato	108	1.27	0.33	NA	0.04	0.09	14.44	22.2	28.93	21.05	0.51	0.14
Manioc	78	0.92	0.19	NA	0.07	0.2	0.1	1.95	25.31	19.08	19.78	23.73
Nelum ala/Lotus root	79	1.94	0.93	NA	0.05	0.19	26.49	26.63	37.71	26.58	3.34	0.35
Kiriala	87	3.96	0.15	1.19	0.03	0.16	20.17	2.71	30.79	41.52	0.6	0.42
Iniala	103	3.2	0.3	33.14	0.01	0.22	22.19	13.03	40.99	28.98	1.31	0.29
<b>Leafy Vegetables</b>												
Mukunuwanna	28	3.15	0.55	92.25	0.09	0.27	96.14	3.24	135	45.38	1.7	1.03
Gotukola	15	0.64	0.47	226	0.07	0.23	70.11	6.74	96.31	41.42	1.25	0.66
Kankun	15	0.47	0.37	1614	0.08	0.4	33.69	19.82	49.21	18.35	1.32	0.44
Kathurumurunga	70	8.01	1.35	2097	0.33	0.22	120	121	901	96.64	4.36	0.53
Nivithi	22	2.2	0.47	959	0.06	0.11	74.05	10.26	163	61.37	1.49	0.67
Thampala	32	3.55	0.72	1474	0.21	0.22	74.27	82	258	209	3.5	1.4
Sarana	20	2.42	0.21	1149	0.03	0.13	58.54	9.89	59.57	42.93	0.13	0.75
Kohila leaves	33	4.1	0.83	300	0.02	0.17	56.76	5.56	19.5	20.32	0.25	0.3
Onion leaves	27	2.01	0.26	NA	0.04	0.18	56.8	23.38	35.21	74.95	3.15	0.77
Cabbage leaves	30	3.63	0.27	8.66	0.05	0.24	63.46	40.76	170	18.47	2.67	0.35
Salad leaves	19	1.05	0.24	NA	0.1	0.06	37.48	11.64	58.23	36.89	2.07	0.27
Cauliflower	23	2.09	0.48	0.14	0.06	0.11	46.67	50.17	22.44	18.52	0.76	0.27
Jackfruit pods	25	2.14	0.34	NA	0.03	0.04	30.7	24.77	37.32	26.08	0.3	0.17
Jackfruit seeds	77	5.66	0.44	NA	0.02	0.08	58.91	15.24	40.87	50.14	0.52	0.42
<b>Meat</b>												
Chicken	176	23.14	9.24	6.88	0.07	0.49	10.09	-	15.06	20.18	0.75	0.64
Beef	160	23.3	7.45	2.15	0.08	0.32	1.93	-	4.8	28.54	2.41	3.31
Mutton	138	20.37	6.23	2.7	0.13	0.28	1.73	-	7.58	19.5	1.62	5.05
Pork	161	18.83	9.5	1.9	0.09	0.28	8.15	-	6.58	8.9	0.79	0.8
<b>Fish</b>												
Balaya	96	21.28	1.12	21.01	0.15	0.12	7.89		6.45	26.02	0.68	0.46
Seer	136	22.28	5.18	81.9	0.07	0.16	15.45		9.85	36.73	0.41	0.74

Shark	95	21.6	0.83	1.11	0.04	0.11	8.57	8.44	32.58	0.41	0.74
Paraw	87	20.02	0.7	1.49	0.02	0.16	6.77	8.17	31.68	0.67	0.41
Thalapath	91	16.04	2.88	12.03	0.1	0.13	78.22	7.64	24.89	0.71	0.67
Kelawalla	109	21.47	2.55	15.95	0.17	0.73	77.39	13.35	33.82	0.68	0.64
Haedaella	87	19.88	0.78	12.18	0.04	0.06	11.7	36.6	53	0.54	0.65
Hurulla	88	17.08	2.18	10.02	0.14	1.66	61.66	103	35.45	1.24	1.05
Karalla / Katuwalla	97	21.8	1.06	1.25	0.02	0.1	14.38	37.06	39.05	0.24	0.42
Kumbala / Angila	101	21.51	1.53	16.34	0.1	0.1	7.13	31.27	37.46	1.46	0.67
Salaya / Sudaya	100	19.5	2.39	15.41	0.18	1.39	60.87	435	42.83	1.4	2.3
Theppli / Telapiya /Korali	83	18.48	1.08	17.14	0.18	0.18	8.29	99.39	24.96	2.84	0.88
Prawns	65	14.85	0.56	1.24	0.03	0.1	15.37	37.81	30.5	0.73	1.1
Crabs	45	10	0.55	8.33	0.14	0.18	13.83	37.81	45.93	0.73	1.1
Cuttle fish	76	16.82	0.93	1.93	0.02	0.04	6.22	8.73	35.46	0.62	1.3
Linna	112	20.3	3.37	15.78	0.23	0.68	59.78				
Coppara	97	22.89	0.56	21.51	0.04	0.12	8.08	7.2	30.08	1.2	0.58
Ray (Maduwa)	97	23.98	0.68	7.55	0.02	0.21	25.59	9.16	24.61	0.74	0.44

#### Dried Fish

Dried sprats	259	51.16	5.92	12.83	0.25	0.62	438	1178	162	3.06	4.2
Dried keeramin	311	49.6	12.42	12.92	0.13	2.41	144	555	166	2.58	3.19
Dried thalapath	289	54.68	8.04	9.38	0.04	0.43	97.8	62.75	110	1.96	1.45
Dried katta	275	50.04	8.31	2.48	0.03	0.35	80.4	86.55	92.17	1.47	1.16
Dried balaya	282	63.79	3.37	14.32	0.12	1.98	213	83.48	83.45	3.6	1.44
Dried shark / keelan	267	55.03	5.25	10.31	0.04	0.32	187	42.24	92.94	1.48	0.66

#### Eggs

Hen eggs (Country)	170	13.14	13	208	0.08	0.18	54.6	50.14	11.04	1.64	1.12
Hen eggs (Table)	135	13.55	9.03	200	0.19	0.19	49.46	63.3	12	2.39	1.73
Quail eggs	153	12.39	11.46	153	0.11	0.17	54.86	60.67	11.21	2.55	1.51

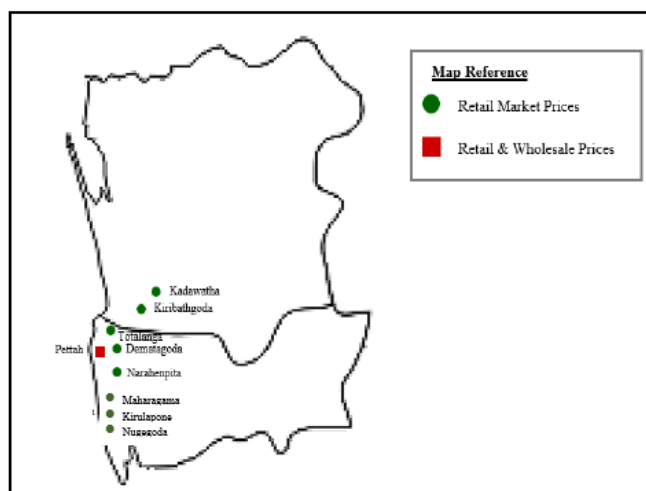
#### Fruits

Banana Embul	109	1.11	1.09	9.68	0.05	0.64	32.98	13.61	9.39	25.67	0.51	0.23
Anamaalu	102	1.04	0.72	16.4	0.04	0.65	21.07	3.66	8.06	27.02	0.51	0.23

Koli kuttu	107	1.38	0.34	8.8	0.03	0.47	18.12	7.71	8.56	38	0.32	0.14
Pineapple	37	0.41	0.17	5.76	0.04	0.12	17.86	39.36	10.37	10.71	0.3	0.09
Papaya	26	0.42	0.16	171	0.11	0.04	54.85	48.62	16.77	8.9	0.23	0.08
Mangoes (Karthakolomban)	79	0.8	0.92	259	0.01	0.1	35.52	17.74	3.12	6.72	0.1	0.08
Mangoes (Vilad)	44	0.76	0.58	146	0.05	0.26	67.6	29.97	16.93	14.79	0.65	0.19
Apple	62	0.29	0.64	0.36	0.02	0.08	3.43	2.9	3.12	6.72	0.1	0.08
Avacado	144	2.95	13.86	2	0.08	0.18	67.17	9.36	28.48	48.14	0.81	0.75
Wood apple	78	3.09	3.62	0.46	0.01	0.14	6.07	13.58	59.15	25.16	0.45	0.32
Orange	46	1.07	0.37	23.44	0.01	0.28	14.46	20.19	31.18	20.36	0.81	0.35
Guava	39	1.53	0.38	19.67	0.01	0.11	25.24	30.88	6.59	12.02	0.53	0.33
Grapes	49	0.95	10.69	3.22	0.04	0.1	7.07	20.51	7.27	6.86	0.28	0.07
Melon	19	0.65	0.16	130	0.02	0.11	6	8.24	4.05	9.76	0.15	0.1

**Source: Sri Lanka Food Composition Tables, Ministry of Health - 2021.**

# Price Collecting Areas





HARTI



Ministry of Agriculture

**Food Systems and Market Research Division & Data Management Division  
Hector Kobbekaduwa Agrarian Research and Training Institute**

**No. 114, Wijerama Mawatha, Colombo 07.**

Phone: 011-2696981 Fax: 011-2682283

E-mail: mfpaharti@yahoo.com

Web: www.harti.gov.lk

www.mobitel.lk

**දෛනික චිළචිචි තොග මිල,  
ජංගම දුරකථනයෙන්**

හෙක්ටර් කොච්චිකඩුව ගොවි කරියතු පර්යේෂණ  
හා පුහුණුවීම් ආයතනය අනුමතයෙන්

**මොබිටෙල්  
ජංගම  
මිල දර්ශනය**

ජාතික ජංගම දුරකථන ජාලයෙන්

**6666**  
අමතන්න.

මොබිටෙල් අද මිල - අත දෙපස  
මොබිටෙල් ජංගම දුරකථන ජාලයෙන්  
චිළචිචි තොග මිල දර්ශනය.

විකාසයාට රු.2/-  
විකාසයාට රු.2/-