

RETAIL MARKET AT A GLANCE

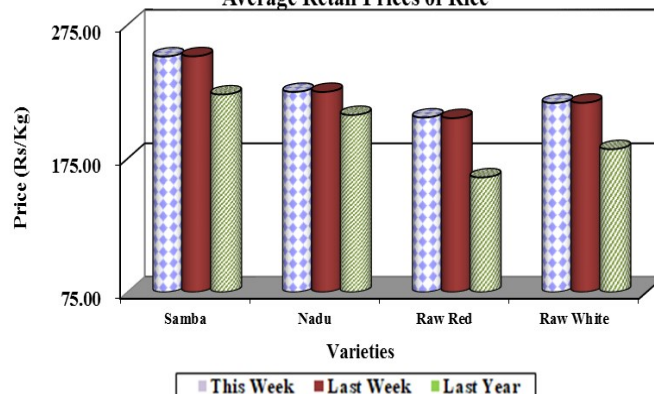
Summary

Rice

Prices of all the rice varieties have not changed significantly and samba I, nadu I, raw red, raw white, and imported samba were observed to have average prices of Rs.251.00/kg, Rs.225.00/kg, Rs.206.00/kg, Rs.217.00/kg, and Rs.293.00/kg. Price of keeri samba ranged Rs. 340.00-370.00/kg. The average farm gate prices of most of the major paddy varieties have not changed considerably compared to last week.

(Page No.01)

Average Retail Prices of Rice



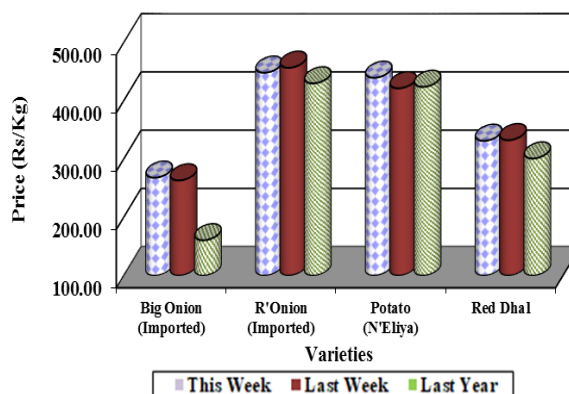
Other Field Crops

The average price of imported dried chilies was Rs.991.00. Price of vedalan red onion has decreased by Rs.34.00/kg, and the average price was Rs.537.00/kg.

The average prices of imported red onion and big onions were Rs.448.00/kg and Rs.268.00/kg respectively. The average prices for Nuwara-Eliya and imported potatoes were Rs.439.00/kg and Rs.252.00/kg respectively.

(Page No.02-03)

Average Retail Prices of Other Field Crops

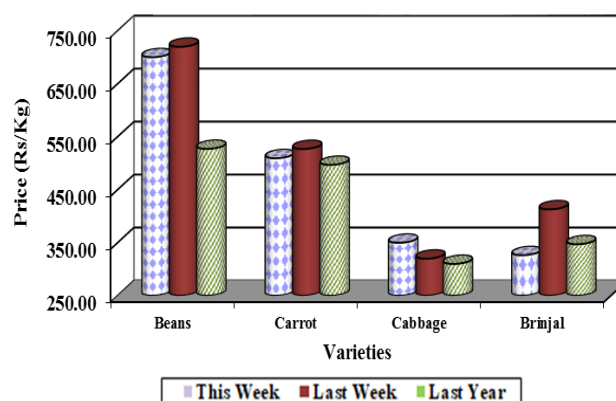


Vegetables

Prices of most of the vegetables have increased due to decreased supply from all major producing areas and adverse effects of rainy weather. Considering up-country varieties, the highest price increase was reported for leeks at Rs.59.00/kg, followed by beetroot at Rs.43.00/kg. Considering low-country varieties, the highest price increase was reported for bitter gourd at Rs.82.00/kg, followed by brinjal at Rs.77.00/kg.

(Page No.04-05)

Average Retail Prices of Vegetables



Rice

Wholesale

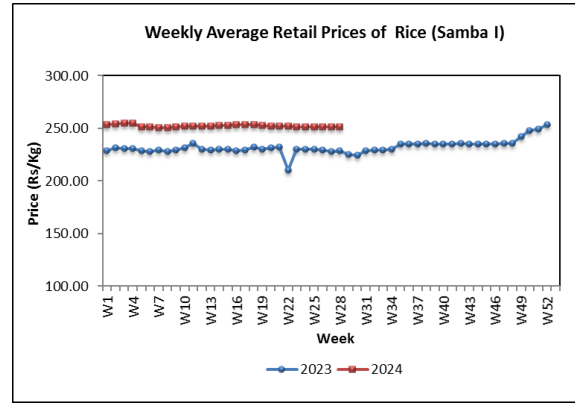
Price of keeri samba has decreased by 4% due to availability of sufficient stocks and the price ranged Rs.265.00-315.00/kg. Prices of all other local rice varieties have not changed significantly and the price range of both samba grade I, II and nadu grade I were Rs.235.00-240.00/kg, Rs.228.00-230.00/kg and Rs.210.00-215.00/kg respectively.

Price ranges of nadu grade II, raw red and raw white were Rs.205.00-207.00/kg, Rs.190.00-200.00/kg and Rs.200.00-210.00/kg. Price of imported samba ranged Rs.280.00-290.00/kg.

Compared to the same period of last year, prices of all local rice varieties have increased in the range of 12%-41%. Price of imported samba has increased by 30% respectively.

Retail

Price of all the rice varieties has not changed significantly. Price of keeri samba and imported samba ranged Rs.340.00-370.00/kg and Rs.290.00-300.00/kg respectively. Price of samba I, nadu I, raw red and raw white has ranged Rs.230.00-270.00/kg, Rs.220.00-230.00/kg, Rs.200.00-210.00/kg and Rs.210.00-220.00/kg respectively.



Compared to the same period of last year, the current retail prices of all the rice varieties have increased with the highest price increase of 33% being recorded for keeri samba.

Paddy

Average farmgate prices of most of the major paddy varieties have not changed considerably compared to last week. However, the average price of short grain (samba) paddy has increased by Rs.3.00/kg in Dehiattakandiya and decreased by Rs.1.00/kg in Anuradhapura. Short grain (samba) and keeri samba paddy prices ranged Rs.121.00-125.00/kg and Rs.133.00-140.00/kg respectively. The average price for long grain white paddy has increased by Rs.5.00/kg in Dehiattakandiya area and the price ranged Rs.113.00-125.00/kg in major producing areas. The average price for long grain red paddy has decreased by Rs.2.00-3.00/kg and price ranged Rs.110.00-116.00/kg in major producing area in Southern province.

Compared to the same period of last year, the average farmgate prices of all the major paddy varieties have increased and the highest was reported for long grain red paddy

Dried Chilies

Wholesale

Price of imported dried chilie has not change significantly and price ranged Rs.700.00-800.00/kg.

Compared to the same period of last year, price of imported dried chilie has decreased by 32%.

Retail

Price of imported dried chilies have decreased by Rs.3.00/kg and price ranged Rs.800.00-1200.00/kg.

Compared to the same period of last year, the current retail price of imported dried chilies have decreased by 24%.

Onion

Wholesale

Price of vedalan red onion and imported red onion has decreased by 7% due to availability of sufficient stocks and price ranged Rs.360.00-400.00/kg and Rs.330.00-350.00/kg respectively.

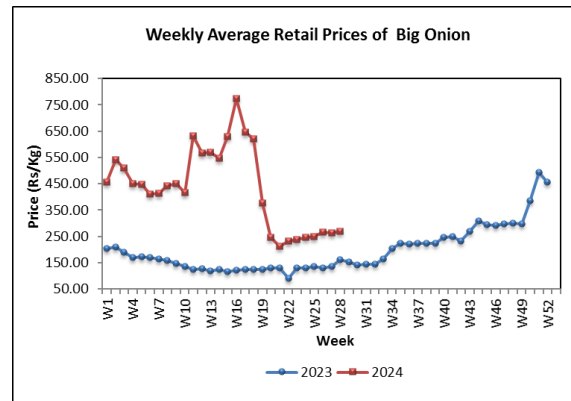
Price of imported big onion has increased by 4% due to availability of high-quality

stocks and price ranged Rs.150.00-225.00/kg.

Compared to the same period of last year, price of vedalan red onion has decreased by 21% while imported big onion has increased by 54%.

Retail

Price of vedalan and imported red onion have decreased by Rs.34.00/kg and Rs.8.00/kg respectively and their prices ranged Rs.520.00-560.00/kg and Rs.400.00-480.00/kg respectively. Price of imported big onion have increased by Rs.5.00/kg and price ranged Rs.240.00-300.00/kg.



Compared to the same period of last year, the current retail prices of vedalan red onion have decreased by 14% and imported big onion have increased by 67%.

Potato

Wholesale

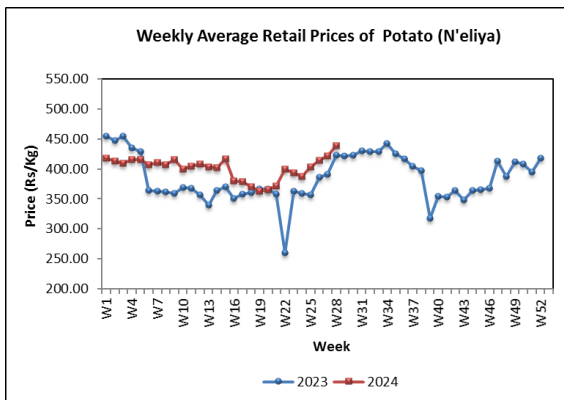
Price of Nuwara Eliya potato ranged Rs.320.00-350.00/kg. Price of imported

potato has increased by 42% due to availability of sufficient stocks from Pakistan and high-quality stocks from India. Price ranged Rs.230.00-245.00 for Pakistan stocks and Rs.270.00-285.00 for Indian stocks.

Compared to the same period of last year, price of Nuwara Eliya potato and imported potato have increased by 1% and 27% respectively.

Retail

Price of Nuwara Eliya and imported potatoes have increased by Rs.18.00/kg and Rs.21.00/kg respectively and their prices ranged Rs.400.00-480.00/kg and Rs.240.00-280.00/kg respectively.



Compared to the same period of last year, the current retail prices of both Nuwara Eliya and imported potatoes have increased in the range of 2%-4%.

Pulses

Wholesale

Price of green gram has decreased by 2% due to availability of sufficient stocks and price ranged Rs.800.00-850.00/kg. Price of white cowpea has increased by 4% due to unavailability of sufficient stocks and the price ranged Rs.750.00-850.00/kg. Price of red cowpea and red dhal have not changed significantly and the price ranged Rs.700.00-800.00/kg and Rs.285.00-290.00/kg.

Compared to the same period of last year, price of green gram and red cowpea has decreased by 8% and 3% while price of white cowpea and red dhal has increased by 27% and 15% respectively.

Retail

Price of green gram and red dhal have decreased by Rs.19.00/kg and Rs.1.00/kg respectively and their prices ranged Rs.1000.00-1500.00/kg and Rs.300.00-360.00/kg respectively. Price of white and red cowpea have increased by Rs.34.00/kg and Rs.3.00/kg respectively and their prices ranged for both commodities Rs.800.00-1200.00/kg.

Compared to the same period of last year, the current retail prices of white cowpea, red cowpea and red dhal have increased in the range of 5%-10%.

Vegetable

Wholesale

Prices of most of the vegetables have decreased with the increased supply from major producing areas.

Considering up country vegetables, the highest price decrease was reported for knolkhol as 20% due to increased supply from Kandy areas, followed by raddish as 19% due to increased supply from Kandy and Puttalam areas. Likewise, prices of both carrot and beetroot have decreased by 17% with increased supply from Nuwara Eliya area. However, price of cabbage has increased by 18% due to decreased supply from both Nuwara Eliya and Kandy areas.

With increased supply from both Sooriyawewa and Kandy areas, the price of tomato has decreased by 53% and price of capsicum has increased by 7% with slight changes of the market demand.

Considering low country vegetables, the highest price decrease was reported for brinjal as 40% due to increased supply from Embilipitiya and Sooriyawewa areas. Prices of pumpkin, ladies fingers, long beans and bitter gourd have decreased in the range of 11-16% with increased supply from their major producing areas. However, price of luffa has increased by 11% with the increased supply of high-quality stocks from Beruwala area.

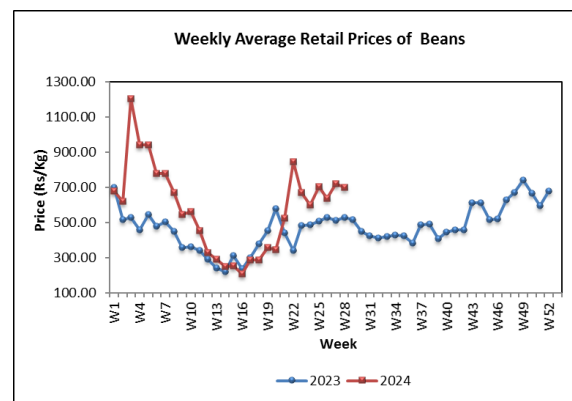
Price of green chilies has increased by 74% due to decreased supply from Jaffna area while the price of lime has decreased by 15% due to increased supply from Monaragala area.

Compared to the same period of last year, prices of most of the vegetables have increased and the highest was reported for leeks as 202% due to decreased production extent in the Nuwara Eliya area.

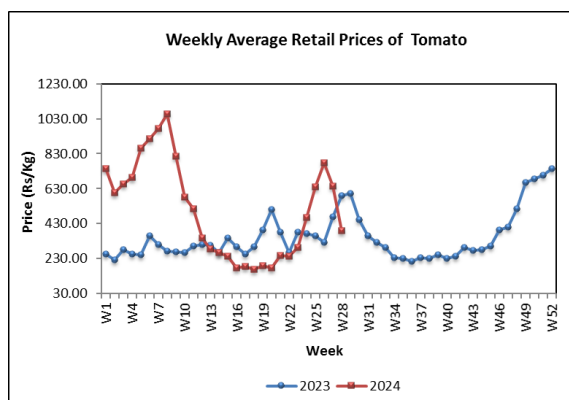
Retail

In line with decreased wholesale price of most of the vegetable varieties also decreased.

Considering up country varieties, the highest price decrease was reported for beetroot as Rs.164.00/kg followed by leeks as Rs.45.00/kg. Prices of green beans, carrot, raddish have decreased by Rs.20.00/kg, Rs.17.00/kg and Rs.17.00/kg respectively. However, price of cabbage increased by Rs.30.00/kg.



The price of tomato and capsicum has increased by Rs.254.00/kg and Rs.9.00/kg respectively.



Considering low country varieties, the highest price decrease was reported for bitter gourd as Rs.97.00/kg followed by brinjal Rs.87.00/kg. Prices of long beans, drumsticks, ash plantain have decreased by Rs.62.00/kg, Rs.52.00/kg and Rs.46.00/kg respectively. However, prices of ladies fingers, snake gourd, pumpkin have decreased by Rs.21.00/kg, Rs.12.00/kg and Rs.7.00/kg. Further, the price of cucumber and luffa have increased by Rs.16.00/kg and Rs.2.00/kg respectively.

Further, the price of green chilies has increased by Rs.109.00/kg while lime has decreased by Rs.78.00/kg.

Compared to the same period of last year, prices of most of the vegetable varieties have increased and the highest price increase was reported for lime as 135%.

Coconut

Wholesale

Prices of large and small nuts have decreased by 1% and 2% respectively. Price ranges were Rs.100.00-110.00 for a large nut and Rs.80.00-90.00 for a small nut.

Compared to the same period of last year, prices of large and small nuts have increased by 16% and 15% respectively.

Retail

The price of large nuts has increased by Rs.1.00/nut whereas the price of small nuts has increased by Rs.2.00/nut. Price ranges were Rs.110.00-130.00 for a large nut and Rs.85.00-110.00 for small nut.

Compared to the same period of last year, prices of large and small nuts have increased by 7% while price small nuts have increased by 6%.

Fruits

Wholesale

Prices of most of the fruit varieties have increased with limited supply and availability of quality stocks. The highest price increase of 32% was reported for avocado with availability of quality fruit stocks. The price of all the mango varieties has increased in the range of 5%-31% due to limited supply with end of the harvesting season. Further, price of all sizes of

pineapple has increased in the range of 5%-9% with limited supply. Prices of all banana varieties have increased in the range of 1%-7% with limited supply as start of festival seasons in Kataragama and Jaffna areas. In addition, price of slime apple has increased by 11% with limited supply while price of king coconut has increased by 6% with availability of limited stocks.

However, price of wood apple has decreased by 20% and passion fruit has decreased by 11% with commencement of harvesting season. Further, price of papaw has decreased by 12% with rainy weather conditions. In addition, price of imported grapes has decreased by 5% with availability of stocks from China while prices of orange decreased by 4% with low demand.

Compared to the same period of last year, prices of most of the fruit varieties have increased while the highest price increase of 122% reported for passion fruit.

Retail

Retail price of most of fruits have increased in line with the increased wholesale prices. Accordingly, the highest price increase of Rs.71.00/kg was reported for medium size of pineapple while large and small sizes of pineapple have increased by Rs.70.00/kg

and Rs.47.00/kg respectively due to limited stock of quality pineapples.

Prices of kolikuttu, seeni and ambul banana have increased in the range of Rs.6.00-19.00/kg while, price of ambun and anamalu have increased in the range of Rs.2.00-6.00/fruit.

Prices of avocado and slime apple have increased by Rs.29.00/fruit and Rs.2.00/fruit respectively due to limited stocks.

Furthermore, prices of vilad and karthakolomban mango have increased by Rs.18.00/fruit and Rs.1.00/fruit respectively.

Meanwhile, price of imported grapes has decreased by Rs.95.00/kg. Prices of wood apple has decreased by Rs.43.00/fruit and prices of orange has decreased by Rs.15.00/fruit. Price of papaw has decreased by Rs.11.00/kg due to low demand while prices of passionfruit has decreased by Rs.4.00/fruit.

Compared to the same period of last year, prices of most of the fruit varieties have increased while the highest price increase of 102% was reported for passionfruit.

Fresh Fish

Wholesale

Wholesale prices of most of the fresh fish types have decreased due to increase in wholesale supply compared to demand. The highest price decrease of 19% was noted for salaya due to high supply from Valachchenai, Mannar and Trincomalee areas and the price ranged Rs.160.00-400.00/kg. A price decrease of 11% was noted for balaya due to high supply from Beruwala, Galle and Mirissa areas and the price ranged Rs.450.00-700.00/kg. Likewise, a price decrease of 10% was noted for mora due to high supply from Northern areas and the price ranged Rs.900.00-1400.00/kg. In addition, prices of thalapath and paraw have decreased by 4% and 1% respectively.

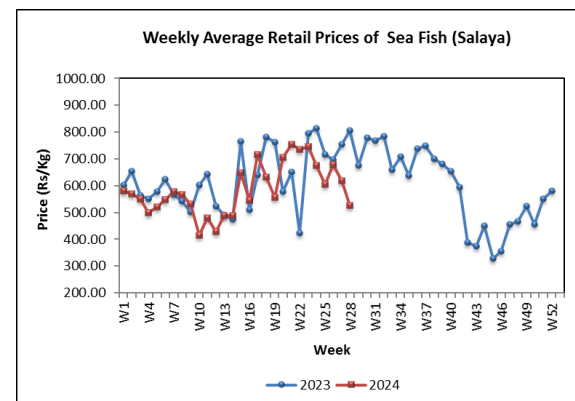
However, a price increase of 21% was noted for hurulla due to low supply from Kalpitiya and Mullaitivu areas and the price ranged between Rs.700.00-800.00/kg. Likewise, a price increase of 16% was noted for thora due to low supply from Valachchenai, Trincomalee and Mullaitivu areas and the price ranged Rs.2500.00-3500.00/kg. Also, the wholesale prices of shrimps and kelawalla have increased by 2%-5%.

Compared to the same period of last year, current wholesale prices of most of the fresh fish types have decreased in the range

of 4%-51% and the highest price decrease was noted for balaya.

Retail

With the decrease of the wholesale prices the retail prices of all fish types have decreased except hurulla, kelawalla and thora. Increased supply was the reason for this situation. The highest price decrease was recorded for balaya by Rs.146.00/kg and for paraw by Rs.146.00/kg. Other fish types have decreased their prices by Rs.3.00-138.00/kg.



Compared to the same period of last year, the price range of all varieties of fishes have decreased in the range of 4%-45%. The highest price decrease was reported by balaya.

Dried Fish

Wholesale

Due to increase of local dried fish supply, prices of most of the local and imported dried fish types have decreased. The highest price decrease of 23% was noted for local salaya due to high supply from Mannar, Chilaw and Puttala areas and the price ranged Rs.340.00-450.00/kg. Likewise, a price decrease of 7% was noted for local sprats due to high supply from Trincomalee, Mannar and Negombo areas and the price ranged Rs.1500.00-1700.00/kg. Also, the wholesale prices of imported kattawa, local balaya and local maduwa have decreased by 1%-2%.

However, a price increase of 4% was noted for imported anguluwa due to low supply from Oman and Pakistan and the price ranged Rs.1400.00-1500.00/kg. In addition, prices of local mora and imported sprats have increased by 1%.

Compared to the same period of last year, current wholesale prices of all dried fish types have decreased in the range of 4%-57% and the highest price decrease was noted for local salaya.

Retail

In line with increased wholesale prices, retail prices of imported sprats, mora, anguluwa have increased due to decreased supply. The highest price increment has

reported for anguluwa by Rs.119.00/kg. Retail prices of local sprats, kattawa, balaya and salaya have decreased and the highest price decrement has been reported for balaya by Rs.80.00/kg. The remaining types have decreased in the range of Rs.8.00-72.00/kg.

Compared to the same period of last year, prices of all types of dried fish have decreased in the range of 1%-23% and the highest price decrement was reported for salaya.

Eggs

Wholesale

The price of brown egg has not changed significantly, while the price of white egg has decreased by 2% and their prices ranged Rs.53.00-55.00/egg and Rs.50.00-52.00/egg respectively.

Compared to the same period of last year, price of white egg has decreased by 9%.

Retail

The price range of a white egg was reported as Rs.52.00-55.00 and the price range of a brown egg was reported as Rs.54.00-56.00. The average price of brown and white egg were reported as Rs.55.00 and Rs.53.00.

Compared to the same period of last year, both types of eggs available in the market and prices of white eggs have decreased by 8%.

Meat

Retail

Price of skinless curry chicken has increased by Rs.4.00/kg and broiler chicken has increased by Rs.12.00/kg. Price of beef and pork has also increased by Rs.20.00/kg and Rs.8.00/kg.

However, price of mutton has decreased by Rs.103.00/kg.

Compared to the same period of last year, most types of meat have decreased except mutton and beef in the range of 17%-25% with the highest price decrease has been reported for broiler chicken.

prices, it is thrice a week (i.e., Friday, Monday, and Tuesday).

EXPLANATORY NOTE

The Food Commodities Bulletin is a weekly publication containing information relating to wholesale and retail prices of selected food commodities in nine selected markets in and around Colombo and main markets in the major producing areas.

The information is analyzed and presented as prevailing prices, price ranges, averages, and a comparison of weekly prices. The changes in prices reported are always with price prevailed during the previous week unless otherwise stated.

The frequency of collection of wholesale price information is twice a week (i.e., Tuesday and Friday) while with retail

Table 01: Selected Markets: Wholesale Price of Rice (Rs/50kg bag)

Week 28: 05 - 11 July 2024

LOCATIONS	Rice Varieties													
	Samba 1		Samba 2		Keeri Samba		Nadu 1		Nadu 2		Raw Red		Raw White	
Colombo	11750	12000	11400	11500	13250	15750	10500	10750	10250	10350	9500	10000	10000	10500
Divulapitiya	-	-	-	-	-	-	-	-	-	-	-	-	-	-
Kurunegala	-	-	-	-	-	-	-	-	-	-	-	-	-	-
Nikaweratiya	12000	12250	11250	11500	14400	16250	10000	10500	-	-	-	-	9650	10000
Badulla	-	-	11500	11500	15500	16500	10500	10750	-	-	9350	9500	10000	10250
Puttalam	-	-	-	-	-	-	-	-	-	-	-	-	-	-
Dambulla	13000	13100	11400	11500	-	-	10800	10850	10400	10450	9900	10000	10200	10250
Anuradhapura	12250	12750	11500	11600	17000	17500	10750	10850	10250	10350	9750	10250	10250	10350
Tambuttegama	-	-	-	-	-	-	-	-	-	-	-	-	-	-
Polonnaruwa	-	-	-	-	-	-	-	-	-	-	-	-	-	-
Kalutara	11750	11750	11500	11650	15500	15750	10500	10500	10350	10400	9750	10000	10000	10250
Ampara	-	-	-	-	-	-	10500	10500	-	-	8500	8500	9400	9500
Kandy	11750	12250	11400	11500	15000	15500	10500	10900	10250	10400	9250	9750	10000	10500
Moneragala	12000	12500	11250	11250	17000	17500	10500	10850	-	-	8750	9000	9500	9750
Kegalle	-	-	-	-	-	-	-	-	-	-	-	-	-	-
Dehiattakandiya	12750	13000	-	-	17000	17000	10750	10800	10250	10500	9000	10250	9750	10400
Hambantota	-	-	-	-	-	-	-	-	-	-	-	-	-	-
Matara	-	-	-	-	-	-	10600	10800	-	-	9000	9300	9700	10000
Galle	13250	13250	-	-	-	-	10900	10950	-	-	9000	9900	10250	10400
Meegoda	11750	12000	11600	11600	15000	15500	10500	10700	10400	10400	9250	9750	9750	10000
Tissamaharama	-	-	-	-	-	-	-	-	-	-	-	-	-	-
Embilipitiya	11750	11800	11700	11700	16250	16500	10500	10600	-	-	9000	9150	9750	9850
Jaffna	12000	12100	-	-	17000	17100	10500	10500	10250	10250	8750	9000	10000	10250
Vavuniya	12000	12200	-	-	16700	16900	10500	10700	-	-	9200	9300	9500	9750
Mannar	12000	12200	-	-	16250	16500	10750	10900	10250	10500	9500	9750	10250	10500
Killinochchi	11750	12000	-	-	16500	16750	10500	10750	10250	10400	9000	9250	10000	10250
Mullattivu	-	-	-	-	17000	17750	-	-	-	-	8500	8750	10250	10500
Batticaloa	12000	12150	-	-	16250	17000	10500	10750	10400	10450	9100	9250	10000	10500
Trincomalee	11900	12100	-	-	16500	16700	10600	10700	10250	10250	9300	9400	10600	10750
Galenbindunuwewa	-	-	-	-	-	-	-	-	-	-	-	-	-	-
Matale	12400	12750	11400	11600	16000	16500	10600	10800	10250	10400	8750	9250	9750	10250

Table 02: Selected Markets: Retail Price of Rice (Rs/kg)

Week 28: 05 - 11 July 2024

LOCATIONS	Rice Varieties													
	Samba 1		Samba 2		Keeri Samba		Nadu 1		Nadu 2		Raw Red		Raw White	
Colombo	230.00	270.00	-	-	340.00	370.00	220.00	230.00	-	-	200.00	210.00	210.00	220.00
Gampaha	-	-	-	-	-	-	-	-	-	-	-	-	-	-
Kurunegala	-	-	-	-	-	-	-	-	-	-	-	-	-	-
Nikaweratiya	240.00	270.00	230.00	230.00	340.00	360.00	220.00	220.00	205.00	210.00	220.00	220.00	205.00	215.00
Dambulla	260.00	265.00	230.00	235.00	355.00	360.00	218.00	220.00	212.00	213.00	205.00	205.00	208.00	210.00
Anuradhapura	260.00	270.00	230.00	235.00	350.00	370.00	220.00	220.00	210.00	210.00	200.00	210.00	210.00	210.00
Thambuththegama	-	-	-	-	-	-	-	-	-	-	-	-	-	-
Polonnaruwa	-	-	-	-	-	-	-	-	-	-	-	-	-	-
Kaluthara	250.00	255.00	-	-	-	-	218.00	220.00	215.00	215.00	200.00	205.00	208.00	212.00
Badulla	230.00	260.00	-	-	340.00	360.00	220.00	220.00	-	-	190.00	195.00	205.00	210.00
Keppetipola	260.00	265.00	235.00	240.00	340.00	350.00	220.00	225.00	208.00	212.00	188.00	192.00	198.00	202.00
Moneragala	260.00	270.00	230.00	230.00	350.00	360.00	220.00	220.00	-	-	180.00	185.00	195.00	200.00
Kegalle	270.00	275.00	-	-	350.00	360.00	220.00	220.00	210.00	215.00	210.00	210.00	210.00	210.00
Ampara	240.00	270.00	-	-	-	-	220.00	220.00	210.00	210.00	180.00	190.00	193.00	195.00
Dehiattakandiya	260.00	265.00	-	-	345.00	350.00	218.00	220.00	210.00	215.00	190.00	210.00	200.00	210.00
Nuwaraeliya	260.00	270.00	235.00	240.00	345.00	360.00	224.00	225.00	212.00	215.00	194.00	199.00	200.00	206.00
Kandy	260.00	265.00	240.00	245.00	345.00	350.00	220.00	225.00	210.00	215.00	200.00	205.00	205.00	210.00
Puttalam	230.00	250.00	-	-	-	-	-	-	200.00	210.00	180.00	180.00	190.00	200.00
Hambantota	-	-	-	-	-	-	-	-	-	-	-	-	-	-
Rathnapura	260.00	262.00	-	-	340.00	350.00	220.00	230.00	212.00	215.00	195.00	198.00	200.00	210.00
Matara	260.00	270.00	-	-	360.00	360.00	220.00	220.00	-	-	186.00	195.00	200.00	210.00
Galle	270.00	270.00	-	-	350.00	360.00	220.00	220.00	-	-	195.00	200.00	210.00	210.00
Tissamaharama	-	-	-	-	-	-	-	-	-	-	-	-	-	-
Meegoda (DEC)	240.00	250.00	-	-	-	-	220.00	220.00	210.00	215.00	200.00	210.00	210.00	210.00
Embilipitiya	240.00	260.00	-	-	340.00	340.00	220.00	220.00	200.00	210.00	185.00	189.00	200.00	210.00
Jaffna	245.00	250.00	-	-	345.00	350.00	220.00	225.00	200.00	210.00	190.00	200.00	210.00	220.00
Vavuniya	245.00	250.00	-	-	340.00	350.00	220.00	225.00	216.00	220.00	200.00	205.00	215.00	220.00
Mannar	245.00	250.00	-	-	340.00	360.00	225.00	230.00	215.00	220.00	200.00	205.00	215.00	220.00
Killinochchi	245.00	250.00	-	-	340.00	345.00	220.00	225.00	210.00	215.00	190.00	195.00	210.00	220.00
Mullaittivu	-	-	-	-	345.00	350.00	-	-	-	-	180.00	180.00	208.00	215.00
Batticaloa	246.00	250.00	-	-	340.00	350.00	220.00	225.00	215.00	216.00	190.00	195.00	210.00	215.00
Trincomalee	248.00	252.00	-	-	340.00	345.00	220.00	225.00	210.00	215.00	196.00	200.00	220.00	225.00
Hanguranketha	260.00	260.00	230.00	230.00	-	-	218.00	220.00	209.00	215.00	188.00	195.00	199.00	210.00
Veyangoda	230.00	235.00	-	-	-	-	-	-	210.00	215.00	190.00	190.00	205.00	205.00
Galenbindunuwewa	-	-	-	-	-	-	-	-	-	-	-	-	-	-
Bandarawela	-	-	-	-	340.00	350.00	220.00	225.00	-	-	195.00	200.00	200.00	205.00
Matale	250.00	260.00	232.00	235.00	340.00	340.00	218.00	220.00	208.00	210.00	190.00	200.00	200.00	210.00

Table 04: Selected Markets: Wholesale Price of Subsidiary Food (Rs/50kg)

Week 28: 05 - 11 July 2024

LOCATION	Dried Chillies		Red Onion		Big Onion	Potato			Pulses		
	Imported		Imported	Local		Imported	Welimada	Nuwara Eliya	Green Gram	Cowpea	Red Dhal
Colombo	35000 - 40000	16500 - 17500	18000 - 20000	7500 - 11250	11500 - 14250	-	16000 - 17500	40000 - 42500	37500 - 42500	14250 - 14500	
Kurunegala	-	-	-	-	-	-	-	-	-	-	
Nikaweratiya	36000 - 38500	17500 - 18000	-	8500 - 9250	11500 - 12250	-	-	42500 - 46250	-	14250 - 14750	
Dehiattakandiya	39000 - 45000	15000 - 19750	17500 - 22500	8400 - 11500	11500 - 11750	-	16000 - 16000	41500 - 45000	35500 - 42500	14500 - 15000	
Dambulla (DEC)	32500 - 35000	14000 - 15000	15000 - 16000	7500 - 10500	11000 - 11250	-	15000 - 16500	32500 - 37500	35000 - 37500	14150 - 14250	
Anuradhapura	40000 - 42000	-	20000 - 23000	8250 - 11500	11000 - 12000	-	-	47500 - 52500	37500 - 42500	14500 - 15000	
Thambuththegama	-	-	-	-	-	-	-	-	-	-	
Polonnaruwa	-	-	-	-	-	-	-	-	-	-	
Kaluthara	39000 - 40000	16000 - 18000	-	10000 - 11000	-	-	16500 - 17500	40000 - 42000	41000 - 42000	14400 - 14650	
Puttalam	-	-	12500 - 15000	-	-	-	-	-	-	-	
Kandy	38500 - 39000	16000 - 17000	18500 - 19000	8000 - 12000	11250 - 12000	-	16000 - 17000	45000 - 47500	44000 - 45000	14500 - 15000	
Matara	40000 - 41500	-	20000 - 21000	10750 - 11250	11500 - 12000	-	-	45000 - 47500	44000 - 46000	14250 - 14750	
Hambantota	-	-	-	-	-	-	-	-	-	-	
Kegalle	38000 - 38200	17000 - 17250	-	8000 - 11000	11000 - 11500	-	16850 - 17000	42500 - 44000	44500 - 45000	14850 - 15500	
Galle	39000 - 42500	-	20000 - 22500	8500 - 11000	12000 - 12500	-	18000 - 19000	50000 - 52500	42500 - 46000	14750 - 15500	
Tissamaharama	-	-	-	-	-	-	-	-	-	-	
Meegoda (DEC)	34000 - 38000	17000 - 18000	18000 - 19500	7500 - 11500	11400 - 12000	-	17000 - 18000	44500 - 50000	42000 - 43000	14500 - 15000	
Jaffna	36000 - 36500	-	15750 - 16500	11000 - 11750	-	-	18500 - 19250	42500 - 43500	-	14750 - 15000	
Vavuniya	46000 - 47500	-	22500 - 23000	11000 - 12250	11500 - 12500	-	-	42000 - 43000	-	15000 - 15300	
Mannar	37500 - 39000	17500 - 18000	-	9000 - 11500	12000 - 12500	-	-	42500 - 45000	-	14900 - 15000	
Killinochchi	37000 - 38500	-	19000 - 21000	11000 - 12000	11500 - 12500	-	19000 - 20000	40000 - 42500	-	15000 - 15250	
Mullattivu	40000 - 41000	-	-	10000 - 11000	11000 - 11500	-	-	48000 - 52500	-	14500 - 15500	
Batticaloa	37500 - 38250	-	20000 - 20500	12250 - 12500	13000 - 13250	-	20000 - 20500	42500 - 43000	43500 - 44250	14740 - 15000	
Trincomalee	40000 - 42500	-	17000 - 17800	8000 - 11500	-	-	-	42500 - 43500	-	14750 - 15000	
Galenbindunuwewa	-	-	-	-	-	-	-	-	-	-	
Matale	37500 - 40000	18000 - 19000	-	8500 - 11500	11500 - 12000	-	-	40000 - 42500	40000 - 42000	14750 - 15000	

Table 05: Selected Markets: Retail Price of Subsidiary Food Crops (Rs/kg)

Week 28: 05 - 11 July 2024

LOCATIONS	Dried Chillies		Red Onion		Big Onion	Potato			Pulses		
	Imported		Imported	Local		Imported	Welimada	Nuwara Eliya	Green Gram	Cowpea	Red Dhal
Colombo	800.00 - 1200.00		400.00 - 480.00	520.00 - 560.00	240.00 - 300.00	240.00 - 280.00	-	400.00 - 480.00	1000.00 - 1500.00	800.00 - 1200.00	300.00 - 360.00
Gampaha	-		-	-	-	-	-	-	-	-	-
Kurunegala	-		-	-	-	-	-	-	-	-	-
Nikaweratiya	800.00 - 900.00		400.00 - 480.00	-	240.00 - 280.00	240.00 - 280.00	-	-	1000.00 - 1400.00	800.00 - 900.00	310.00 - 330.00
Dambulla	850.00 - 900.00		400.00 - 440.00	-	240.00 - 250.00	240.00 - 250.00	-	420.00 - 440.00	900.00 - 1000.00	900.00 - 1000.00	290.00 - 300.00
Anuradhapura	850.00 - 950.00		460.00 - 520.00	-	240.00 - 260.00	240.00 - 260.00	-	-	1000.00 - 1200.00	800.00 - 950.00	300.00 - 340.00
Thambuththegama	-		-	-	-	-	-	-	-	-	-
Polonnaruwa	-		-	-	-	-	-	-	-	-	-
Kaluthara	850.00 - 950.00		460.00 - 500.00	-	250.00 - 260.00	230.00 - 230.00	-	380.00 - 400.00	1100.00 - 1180.00	880.00 - 920.00	300.00 - 310.00
Badulla	850.00 - 900.00		400.00 - 420.00	-	240.00 - 260.00	240.00 - 240.00	400.00 - 420.00	420.00 - 440.00	950.00 - 950.00	900.00 - 900.00	310.00 - 320.00
Keppetipola	840.00 - 860.00		470.00 - 480.00	-	240.00 - 260.00	230.00 - 240.00	350.00 - 380.00	-	1100.00 - 1150.00	960.00 - 980.00	300.00 - 315.00
Moneragala	800.00 - 950.00		-	520.00 - 600.00	240.00 - 280.00	240.00 - 260.00	-	-	850.00 - 900.00	800.00 - 900.00	300.00 - 340.00
Kegalle	800.00 - 880.00		400.00 - 420.00	-	240.00 - 260.00	250.00 - 280.00	-	380.00 - 400.00	950.00 - 1040.00	800.00 - 850.00	300.00 - 340.00
Ampara	800.00 - 900.00		400.00 - 480.00	-	245.00 - 260.00	245.00 - 280.00	-	400.00 - 420.00	900.00 - 1250.00	850.00 - 980.00	290.00 - 300.00
Dehiattakandiya	850.00 - 1000.00		400.00 - 480.00	-	240.00 - 250.00	240.00 - 250.00	-	-	900.00 - 1100.00	850.00 - 850.00	300.00 - 340.00
Nuwareliya	860.00 - 900.00		480.00 - 520.00	-	240.00 - 260.00	250.00 - 260.00	-	380.00 - 420.00	950.00 - 980.00	860.00 - 900.00	295.00 - 312.00
Kandy	900.00 - 920.00		500.00 - 520.00	540.00 - 560.00	260.00 - 280.00	260.00 - 280.00	-	400.00 - 440.00	1100.00 - 1200.00	980.00 - 1000.00	310.00 - 330.00
Puttalam	800.00 - 850.00		400.00 - 400.00	350.00 - 400.00	250.00 - 280.00	250.00 - 280.00	-	380.00 - 380.00	900.00 - 1250.00	800.00 - 900.00	300.00 - 320.00
Rathnapura	1000.00 - 1100.00		450.00 - 480.00	-	260.00 - 280.00	250.00 - 265.00	-	-	1000.00 - 1100.00	850.00 - 1000.00	310.00 - 320.00
Hambantota	-		-	-	-	-	-	-	-	-	-
Matara	850.00 - 900.00		440.00 - 500.00	-	240.00 - 260.00	250.00 - 280.00	-	-	990.00 - 1050.00	900.00 - 1000.00	300.00 - 330.00
Galle	850.00 - 900.00		460.00 - 500.00	-	240.00 - 260.00	260.00 - 280.00	-	380.00 - 400.00	1100.00 - 1350.00	950.00 - 1000.00	315.00 - 320.00
Tissamaharama	-		-	-	-	-	-	-	-	-	-
Meegoda (DEC)	800.00 - 900.00		430.00 - 480.00	-	240.00 - 280.00	250.00 - 260.00	-	380.00 - 400.00	1100.00 - 1440.00	860.00 - 1000.00	300.00 - 320.00
Embilipitiya	950.00 - 1020.00		420.00 - 480.00	-	250.00 - 270.00	250.00 - 300.00	-	380.00 - 400.00	900.00 - 1020.00	950.00 - 1020.00	290.00 - 330.00
Jaffna	800.00 - 840.00		-	350.00 - 370.00	240.00 - 270.00	230.00 - 240.00	-	390.00 - 430.00	950.00 - 1000.00	-	310.00 - 320.00
Vavuniya	950.00 - 1100.00		460.00 - 500.00	-	280.00 - 290.00	275.00 - 285.00	-	-	900.00 - 940.00	-	318.00 - 320.00
Mannar	850.00 - 900.00		480.00 - 520.00	-	250.00 - 260.00	270.00 - 290.00	-	-	950.00 - 1050.00	-	320.00 - 330.00
Killinochchi	800.00 - 850.00		450.00 - 500.00	-	270.00 - 290.00	270.00 - 290.00	-	440.00 - 460.00	900.00 - 950.00	-	310.00 - 320.00
Mullaittivu	820.00 - 840.00		-	-	-	230.00 - 250.00	-	-	1000.00 - 1080.00	-	300.00 - 320.00
Batticaloa	800.00 - 830.00		450.00 - 460.00	-	280.00 - 300.00	300.00 - 310.00	-	440.00 - 460.00	900.00 - 920.00	920.00 - 950.00	315.00 - 320.00
Trincomalee	900.00 - 980.00		400.00 - 480.00	-	250.00 - 270.00	260.00 - 280.00	-	-	950.00 - 1000.00	-	310.00 - 325.00
Hanguranketha	800.00 - 850.00		410.00 - 480.00	-	240.00 - 260.00	240.00 - 255.00	-	390.00 - 390.00	900.00 - 1150.00	850.00 - 990.00	296.00 - 298.00
Veyangoda	800.00 - 910.00		400.00 - 450.00	-	240.00 - 250.00	232.00 - 260.00	-	-	950.00 - 950.00	960.00 - 960.00	295.00 - 295.00
Galenbindunuwewa	-		-	-	-	-	-	-	-	-	-
Bandarawela	800.00 - 850.00		480.00 - 500.00	-	250.00 - 260.00	240.00 - 260.00	380.00 - 400.00	400.00 - 420.00	1000.00 - 1100.00	900.00 - 950.00	320.00 - 350.00
Matale	850.00 - 900.00		410.00 - 440.00	-	240.00 - 250.00	250.00 - 260.00	-	400.00 - 440.00	900.00 - 1000.00	850.00 - 900.00	300.00 - 310.00

Table 06: Selected Markets: Wholesale Price of Vegetables(Rs/kg)

Week 28: 05 - 11 July 2024

Locations	Butter Beans	Green Beans	Carrot	Leeks	Beetroot	Knolkhol
Colombo	-	400.00 - 650.00	280.00 - 350.00	300.00 - 450.00	330.00 - 450.00	150.00 - 200.00
Meegoda (DEC)	-	600.00 - 650.00	330.00 - 400.00	400.00 - 450.00	300.00 - 340.00	180.00 - 220.00
Dambulla (DEC)	-	450.00 - 500.00	300.00 - 380.00	330.00 - 400.00	220.00 - 350.00	110.00 - 140.00
Keppetipola (DEC)	-	600.00 - 650.00	250.00 - 300.00	380.00 - 420.00	300.00 - 350.00	180.00 - 200.00
Norochchole (DEC)	-	-	-	-	230.00 - 350.00	-
Nuwara Eliya	-	620.00 - 650.00	360.00 - 370.00	410.00 - 420.00	310.00 - 320.00	180.00 - 200.00
Kandy	-	450.00 - 500.00	330.00 - 350.00	350.00 - 380.00	280.00 - 300.00	150.00 - 160.00
Hambantota	-	-	-	-	-	-
Thambuththegama (DEC)	-	-	-	-	-	-
Jaffna	-	550.00 - 580.00	420.00 - 440.00	450.00 - 470.00	400.00 - 420.00	-
Bandarawela	-	600.00 - 640.00	320.00 - 350.00	380.00 - 400.00	-	150.00 - 170.00
Veyangoda	-	550.00 - 700.00	350.00 - 400.00	360.00 - 430.00	280.00 - 380.00	170.00 - 200.00

Locations	Raddish	Cabbage	Tomato	Ladies Fingers	Brinjal	Capsicum
Colombo	80.00 - 120.00	120.00 - 200.00	180.00 - 250.00	100.00 - 150.00	100.00 - 200.00	500.00 - 650.00
Meegoda (DEC)	120.00 - 140.00	200.00 - 270.00	200.00 - 250.00	160.00 - 220.00	160.00 - 220.00	650.00 - 700.00
Moneragala	150.00 - 170.00	220.00 - 250.00	180.00 - 200.00	170.00 - 190.00	150.00 - 200.00	550.00 - 670.00
Dambulla (DEC)	45.00 - 60.00	180.00 - 220.00	180.00 - 220.00	150.00 - 160.00	120.00 - 150.00	600.00 - 700.00
Keppetipola (DEC)	70.00 - 80.00	180.00 - 200.00	150.00 - 180.00	140.00 - 160.00	150.00 - 180.00	600.00 - 650.00
Norochchole (DEC)	30.00 - 50.00	-	-	100.00 - 170.00	100.00 - 170.00	450.00 - 530.00
Nuwara Eliya	110.00 - 120.00	210.00 - 220.00	140.00 - 160.00	160.00 - 170.00	170.00 - 180.00	630.00 - 660.00
Kandy	80.00 - 90.00	160.00 - 200.00	200.00 - 250.00	150.00 - 160.00	150.00 - 200.00	600.00 - 630.00
Hambantota	-	-	-	-	-	-
Thambuththegama (DEC)	-	-	-	-	-	-
Tissamaharama	-	-	-	-	-	-
Jaffna	210.00 - 230.00	300.00 - 330.00	240.00 - 260.00	210.00 - 230.00	250.00 - 270.00	690.00 - 720.00
Bandarawela	80.00 - 100.00	150.00 - 170.00	150.00 - 180.00	-	160.00 - 170.00	580.00 - 620.00
Veyangoda	80.00 - 170.00	180.00 - 270.00	200.00 - 250.00	160.00 - 200.00	170.00 - 220.00	640.00 - 700.00

Locations	Pumpkin	Cucumber	Bitter Gourd	Snake Gourd	Drumstick	Luffa
Colombo	120.00 - 150.00	80.00 - 100.00	350.00 - 500.00	180.00 - 220.00	-	180.00 - 250.00
Meegoda (DEC)	140.00 - 160.00	70.00 - 110.00	360.00 - 420.00	200.00 - 250.00	-	220.00 - 280.00
Moneragala	140.00 - 180.00	120.00 - 130.00	400.00 - 600.00	250.00 - 260.00	500.00 - 530.00	300.00 - 320.00
Dambulla (DEC)	130.00 - 140.00	60.00 - 80.00	300.00 - 350.00	120.00 - 140.00	-	250.00 - 300.00
Keppetipola (DEC)	140.00 - 150.00	90.00 - 100.00	400.00 - 450.00	150.00 - 160.00	-	220.00 - 230.00
Norochchole (DEC)	100.00 - 150.00	50.00 - 80.00	350.00 - 600.00	100.00 - 130.00	450.00 - 550.00	180.00 - 250.00
Nuwara Eliya	160.00 - 170.00	100.00 - 110.00	400.00 - 420.00	180.00 - 200.00	-	230.00 - 250.00
Kandy	150.00 - 160.00	80.00 - 90.00	350.00 - 380.00	140.00 - 160.00	450.00 - 500.00	200.00 - 220.00
Hambantota	-	-	-	-	-	-
Thambuththegama (DEC)	-	-	-	-	-	-
Tissamaharama	-	-	-	-	-	-
Jaffna	120.00 - 140.00	100.00 - 130.00	740.00 - 760.00	100.00 - 120.00	740.00 - 760.00	-
Bandarawela	150.00 - 160.00	80.00 - 110.00	-	-	-	-
Veyangoda	140.00 - 180.00	70.00 - 100.00	380.00 - 480.00	170.00 - 200.00	480.00 - 550.00	240.00 - 280.00

Table 06 (Contd.)

	Long Beans	Ash Plantain	Green Chillies	Lime	Sweet Potatoe	Manioc
Colombo	150.00 - 350.00	150.00 - 220.00	150.00 - 450.00	600.00 - 700.00	120.00 - 150.00	100.00 - 120.00
Meegoda (DEC)	200.00 - 300.00	190.00 - 240.00	480.00 - 560.00	650.00 - 750.00	120.00 - 150.00	90.00 - 100.00
Moneragala	230.00 - 250.00	80.00 - 100.00	300.00 - 350.00	700.00 - 750.00	160.00 - 180.00	80.00 - 100.00
Dambulla (DEC)	150.00 - 230.00	180.00 - 210.00	350.00 - 400.00	450.00 - 600.00	90.00 - 130.00	90.00 - 100.00
Keppetipola (DEC)	220.00 - 230.00	180.00 - 190.00	450.00 - 500.00	600.00 - 650.00	160.00 - 180.00	100.00 - 120.00
Norochhole (DEC)	100.00 - 180.00	150.00 - 230.00	200.00 - 350.00	-	-	80.00 - 110.00
Nuwara Eliya	230.00 - 240.00	190.00 - 210.00	480.00 - 520.00	650.00 - 700.00	190.00 - 200.00	120.00 - 140.00
Kandy	230.00 - 250.00	150.00 - 200.00	350.00 - 400.00	600.00 - 650.00	120.00 - 150.00	90.00 - 100.00
Hambantota	-	-	-	-	-	-
Thambuththegama (DEC)	-	-	-	-	-	-
Tissamaharama	-	-	-	-	-	-
Jaffna	200.00 - 240.00	130.00 - 150.00	140.00 - 160.00	590.00 - 620.00	150.00 - 170.00	100.00 - 130.00
Bandarawela	-	-	400.00 - 450.00	-	130.00 - 150.00	-
Veyangoda	160.00 - 260.00	230.00 - 250.00	350.00 - 550.00	600.00 - 720.00	110.00 - 140.00	90.00 - 140.00

Locations	Leafy Vegetables (Rs/bundle)			Coconut (Rs/nut)	
	Mukunuwenna	Kankun	Gotukola	Large	Small
Colombo	40.00 - 45.00	40.00 - 45.00	240.00 - 260.00	100.00 - 110.00	80.00 - 90.00
Meegoda (DEC)	50.00 - 50.00	50.00 - 50.00	210.00 - 240.00	100.00 - 105.00	80.00 - 90.00
Norochhole (DEC)	-	-	-	-	-
Nuwara Eliya	-	-	-	-	-
Dambulla (DEC)	25.00 - 30.00	25.00 - 30.00	125.00 - 150.00	80.00 - 90.00	70.00 - 75.00
Kandy	40.00 - 50.00	45.00 - 50.00	230.00 - 240.00	95.00 - 105.00	80.00 - 85.00
Hambantota	-	-	-	-	-
Thambuththegama (DEC)	-	-	-	-	-
Tissamaharama	-	-	-	-	-
Jaffna	70.00 - 80.00	40.00 - 45.00	120.00 - 125.00	80.00 - 88.00	50.00 - 55.00
Bandarawela	-	-	-	-	-
Veyangoda	35.00 - 40.00	35.00 - 40.00	100.00 - 120.00	90.00 - 100.00	-

Colombo, Meegoda, Norochhole, Jaffna, Dambulla and Kandy - Gotukola Price Rs/Kg

Table 07: Selected Markets: Retail Price of Vegetables (Rs/kg)

Week 28: 05 - 11 July 2024

LOCATIONS	Up Country Varieties									
	Butter Beans	Green Beans	Carrot	Leeks	Beetroot	Knol Khol	Raddish	Cabbage	Tomato	
Colombo	-	600.00 - 800.00	400.00 - 600.00	460.00 - 640.00	360.00 - 600.00	330.00 - 600.00	150.00 - 360.00	260.00 - 400.00	280.00 - 540.00	
Gampaha	-	-	-	-	-	-	-	-	-	
Kurunegala	-	-	-	-	-	-	-	-	-	
Nikaweratiya	-	600.00 - 720.00	450.00 - 600.00	480.00 - 600.00	480.00 - 600.00	300.00 - 480.00	160.00 - 240.00	300.00 - 400.00	320.00 - 400.00	
Dambulla	-	600.00 - 640.00	540.00 - 560.00	580.00 - 600.00	560.00 - 640.00	360.00 - 380.00	140.00 - 180.00	320.00 - 380.00	400.00 - 440.00	
Anuradhapura	-	680.00 - 800.00	520.00 - 600.00	520.00 - 600.00	520.00 - 600.00	300.00 - 320.00	160.00 - 240.00	320.00 - 400.00	380.00 - 400.00	
Thambuththegama	-	-	-	-	-	-	-	-	-	
Polonnaruwa	-	-	-	-	-	-	-	-	-	
Kaluthara	-	720.00 - 760.00	420.00 - 460.00	500.00 - 540.00	460.00 - 500.00	320.00 - 350.00	220.00 - 240.00	320.00 - 360.00	320.00 - 350.00	
Badulla	-	600.00 - 700.00	450.00 - 550.00	500.00 - 650.00	600.00 - 650.00	320.00 - 320.00	200.00 - 240.00	310.00 - 320.00	450.00 - 600.00	
Keppetipola	-	680.00 - 700.00	380.00 - 400.00	500.00 - 520.00	420.00 - 440.00	280.00 - 300.00	160.00 - 180.00	260.00 - 280.00	260.00 - 300.00	
Moneragala	-	720.00 - 800.00	480.00 - 520.00	520.00 - 600.00	520.00 - 600.00	260.00 - 280.00	160.00 - 240.00	320.00 - 400.00	280.00 - 320.00	
Kegalle	-	660.00 - 720.00	560.00 - 600.00	560.00 - 600.00	500.00 - 540.00	440.00 - 480.00	240.00 - 280.00	320.00 - 360.00	360.00 - 400.00	
Ampara	-	600.00 - 680.00	480.00 - 480.00	480.00 - 600.00	500.00 - 560.00	300.00 - 400.00	200.00 - 240.00	320.00 - 400.00	400.00 - 400.00	
Dehiattakandiya	-	800.00 - 800.00	600.00 - 600.00	600.00 - 600.00	440.00 - 600.00	300.00 - 320.00	200.00 - 220.00	400.00 - 420.00	320.00 - 400.00	
Nuwareliya	-	750.00 - 780.00	450.00 - 480.00	500.00 - 520.00	400.00 - 420.00	300.00 - 320.00	220.00 - 230.00	300.00 - 320.00	250.00 - 280.00	
Kandy	-	750.00 - 800.00	550.00 - 600.00	480.00 - 520.00	450.00 - 480.00	240.00 - 260.00	160.00 - 200.00	260.00 - 320.00	360.00 - 400.00	
Puttalam	-	600.00 - 800.00	600.00 - 700.00	500.00 - 600.00	400.00 - 480.00	360.00 - 360.00	200.00 - 250.00	330.00 - 400.00	300.00 - 400.00	
Hambantota	-	-	-	-	-	-	-	-	-	
Rathnapura	-	600.00 - 650.00	480.00 - 520.00	520.00 - 600.00	500.00 - 600.00	300.00 - 350.00	200.00 - 240.00	280.00 - 320.00	320.00 - 400.00	
Matara	-	700.00 - 800.00	580.00 - 600.00	600.00 - 620.00	480.00 - 600.00	400.00 - 460.00	200.00 - 240.00	300.00 - 340.00	320.00 - 400.00	
Galle	-	700.00 - 800.00	560.00 - 600.00	620.00 - 700.00	550.00 - 600.00	380.00 - 420.00	200.00 - 260.00	300.00 - 400.00	360.00 - 400.00	
Tissamaharama	-	-	-	-	-	-	-	-	-	
Meegoda (DEC)	-	700.00 - 740.00	520.00 - 600.00	560.00 - 600.00	400.00 - 600.00	320.00 - 400.00	200.00 - 240.00	360.00 - 400.00	320.00 - 400.00	
Embilipitiya	-	700.00 - 800.00	600.00 - 640.00	600.00 - 640.00	480.00 - 600.00	400.00 - 480.00	160.00 - 200.00	300.00 - 400.00	280.00 - 320.00	
Jaffna	-	600.00 - 650.00	480.00 - 520.00	500.00 - 560.00	450.00 - 480.00	-	250.00 - 270.00	350.00 - 380.00	300.00 - 350.00	
Vavuniya	-	800.00 - 850.00	600.00 - 670.00	600.00 - 650.00	700.00 - 750.00	-	200.00 - 250.00	400.00 - 450.00	350.00 - 400.00	
Mannar	-	750.00 - 800.00	600.00 - 650.00	600.00 - 650.00	600.00 - 650.00	-	200.00 - 240.00	320.00 - 360.00	550.00 - 600.00	
Killinochchi	-	880.00 - 920.00	580.00 - 620.00	580.00 - 620.00	680.00 - 720.00	-	280.00 - 320.00	320.00 - 420.00	460.00 - 500.00	
Mullaittivu	-	680.00 - 720.00	580.00 - 620.00	600.00 - 640.00	580.00 - 620.00	-	220.00 - 280.00	320.00 - 380.00	400.00 - 440.00	
Batticaloa	-	720.00 - 750.00	600.00 - 620.00	600.00 - 630.00	580.00 - 620.00	460.00 - 480.00	300.00 - 320.00	400.00 - 430.00	400.00 - 420.00	
Trincomalee	-	800.00 - 850.00	580.00 - 620.00	590.00 - 620.00	650.00 - 700.00	-	290.00 - 320.00	380.00 - 400.00	480.00 - 520.00	
Hanguranketha	-	600.00 - 640.00	460.00 - 500.00	400.00 - 420.00	360.00 - 420.00	200.00 - 240.00	100.00 - 140.00	200.00 - 220.00	280.00 - 300.00	
Veyangoda	-	650.00 - 680.00	560.00 - 600.00	-	450.00 - 450.00	240.00 - 280.00	160.00 - 200.00	240.00 - 280.00	280.00 - 320.00	
Galenbindunuwewa	-	-	-	-	-	-	-	-	-	
Bandarawela	-	750.00 - 800.00	450.00 - 500.00	580.00 - 600.00	600.00 - 700.00	320.00 - 350.00	200.00 - 220.00	260.00 - 280.00	300.00 - 320.00	
Matale	-	600.00 - 640.00	520.00 - 560.00	540.00 - 560.00	500.00 - 560.00	240.00 - 280.00	150.00 - 160.00	300.00 - 360.00	260.00 - 280.00	

Table 07 (Contd.)

LOCATIONS	Low Country Varieties										
	Ladies Fingers	Brinjal	Capsicum	Pumpkin	Cucumber	Bitter Gourd	Snake Gourd	Drumstick	Luffa	Long Beans	
Colombo	200.00 - 360.00	240.00 - 400.00	560.00 - 960.00	160.00 - 320.00	140.00 - 320.00	480.00 - 800.00	260.00 - 480.00	600.00 - 1100.00	320.00 - 480.00	300.00 - 560.00	
Gampaha	-	-	-	-	-	-	-	-	-	-	
Kurunegala	-	-	-	-	-	-	-	-	-	-	
Nikaweratiya	280.00 - 320.00	240.00 - 360.00	600.00 - 840.00	160.00 - 240.00	150.00 - 240.00	480.00 - 600.00	300.00 - 400.00	-	300.00 - 400.00	320.00 - 400.00	
Dambulla	260.00 - 320.00	300.00 - 340.00	800.00 - 860.00	240.00 - 260.00	160.00 - 200.00	580.00 - 640.00	300.00 - 320.00	680.00 - 700.00	400.00 - 480.00	300.00 - 340.00	
Anuradhapura	320.00 - 360.00	300.00 - 360.00	800.00 - 900.00	240.00 - 280.00	160.00 - 240.00	600.00 - 800.00	320.00 - 340.00	850.00 - 1000.00	320.00 - 480.00	320.00 - 440.00	
Thambuththegama	-	-	-	-	-	-	-	-	-	-	
Polonnaruwa	-	-	-	-	-	-	-	-	-	-	
Kaluthara	220.00 - 240.00	340.00 - 380.00	760.00 - 800.00	200.00 - 220.00	180.00 - 200.00	480.00 - 520.00	340.00 - 380.00	-	300.00 - 340.00	280.00 - 320.00	
Badulla	320.00 - 320.00	380.00 - 400.00	650.00 - 760.00	320.00 - 320.00	200.00 - 240.00	550.00 - 650.00	400.00 - 450.00	450.00 - 500.00	400.00 - 420.00	320.00 - 320.00	
Keppetipola	220.00 - 240.00	240.00 - 250.00	740.00 - 760.00	220.00 - 240.00	140.00 - 150.00	460.00 - 500.00	240.00 - 260.00	-	280.00 - 300.00	280.00 - 300.00	
Moneragala	280.00 - 320.00	280.00 - 320.00	720.00 - 800.00	240.00 - 260.00	200.00 - 240.00	600.00 - 800.00	400.00 - 480.00	600.00 - 720.00	480.00 - 520.00	320.00 - 400.00	
Kegalle	280.00 - 320.00	320.00 - 360.00	760.00 - 800.00	240.00 - 280.00	160.00 - 200.00	520.00 - 560.00	280.00 - 320.00	700.00 - 720.00	440.00 - 480.00	440.00 - 480.00	
Ampara	300.00 - 320.00	280.00 - 400.00	800.00 - 880.00	220.00 - 280.00	160.00 - 240.00	600.00 - 760.00	260.00 - 400.00	480.00 - 600.00	320.00 - 400.00	320.00 - 380.00	
Dehiattakandiya	240.00 - 320.00	240.00 - 260.00	800.00 - 800.00	240.00 - 260.00	120.00 - 160.00	600.00 - 600.00	200.00 - 240.00	-	320.00 - 400.00	300.00 - 320.00	
Nuwareliya	250.00 - 260.00	260.00 - 280.00	750.00 - 800.00	250.00 - 260.00	200.00 - 220.00	500.00 - 520.00	280.00 - 320.00	-	330.00 - 340.00	320.00 - 340.00	
Kandy	240.00 - 260.00	240.00 - 280.00	750.00 - 800.00	200.00 - 240.00	140.00 - 160.00	480.00 - 520.00	240.00 - 260.00	750.00 - 800.00	300.00 - 320.00	360.00 - 400.00	
Puttalam	250.00 - 400.00	250.00 - 300.00	720.00 - 1000.00	200.00 - 300.00	120.00 - 160.00	500.00 - 600.00	230.00 - 250.00	800.00 - 800.00	380.00 - 400.00	300.00 - 400.00	
Rathnapura	200.00 - 220.00	250.00 - 320.00	700.00 - 850.00	180.00 - 240.00	160.00 - 200.00	600.00 - 650.00	240.00 - 320.00	-	360.00 - 400.00	320.00 - 480.00	
Hambantota	-	-	-	-	-	-	-	-	-	-	
Matara	200.00 - 240.00	200.00 - 240.00	800.00 - 1000.00	220.00 - 240.00	160.00 - 220.00	480.00 - 520.00	360.00 - 400.00	-	360.00 - 400.00	360.00 - 400.00	
Galle	260.00 - 280.00	350.00 - 400.00	800.00 - 900.00	180.00 - 200.00	180.00 - 200.00	550.00 - 600.00	400.00 - 420.00	700.00 - 780.00	400.00 - 440.00	400.00 - 460.00	
Tissamaharama	-	-	-	-	-	-	-	-	-	-	
Meegoda (DEC)	320.00 - 320.00	320.00 - 400.00	800.00 - 920.00	240.00 - 240.00	200.00 - 240.00	600.00 - 800.00	320.00 - 480.00	-	400.00 - 480.00	360.00 - 520.00	
Embilipitiya	200.00 - 240.00	200.00 - 300.00	650.00 - 800.00	240.00 - 260.00	150.00 - 200.00	600.00 - 650.00	280.00 - 320.00	480.00 - 600.00	350.00 - 480.00	300.00 - 400.00	
Jaffna	250.00 - 300.00	300.00 - 340.00	750.00 - 780.00	160.00 - 200.00	150.00 - 180.00	800.00 - 850.00	150.00 - 190.00	800.00 - 850.00	-	250.00 - 280.00	
Vavuniya	300.00 - 340.00	200.00 - 240.00	800.00 - 860.00	200.00 - 240.00	150.00 - 200.00	900.00 - 950.00	300.00 - 340.00	1000.00 - 1150.00	300.00 - 360.00	350.00 - 400.00	
Mannar	300.00 - 360.00	320.00 - 360.00	880.00 - 950.00	180.00 - 220.00	240.00 - 260.00	880.00 - 960.00	400.00 - 450.00	700.00 - 800.00	-	400.00 - 440.00	
Killinochchi	280.00 - 320.00	380.00 - 420.00	980.00 - 1000.00	280.00 - 320.00	230.00 - 250.00	1050.00 - 1100.00	380.00 - 420.00	1200.00 - 1250.00	-	380.00 - 420.00	
Mullaittivu	220.00 - 250.00	220.00 - 250.00	-	160.00 - 200.00	-	750.00 - 800.00	200.00 - 240.00	800.00 - 850.00	-	320.00 - 350.00	
Batticaloa	400.00 - 430.00	300.00 - 330.00	850.00 - 900.00	240.00 - 280.00	180.00 - 220.00	580.00 - 600.00	300.00 - 320.00	600.00 - 640.00	360.00 - 400.00	360.00 - 400.00	
Trincomalee	290.00 - 320.00	380.00 - 400.00	850.00 - 900.00	250.00 - 280.00	220.00 - 240.00	580.00 - 640.00	300.00 - 340.00	720.00 - 800.00	320.00 - 360.00	400.00 - 420.00	
Hanguranketha	200.00 240.00	230.00 270.00	-	180.00 220.00	140.00 180.00	580.00 660.00	220.00 260.00	680.00 750.00	240.00 280.00	250.00 320.00	
Veyangoda	210.00 - 280.00	210.00 - 280.00	680.00 - 700.00	160.00 - 180.00	120.00 - 140.00	460.00 - 480.00	190.00 - 200.00	550.00 - 550.00	260.00 - 280.00	240.00 - 280.00	
Galenbindunuwewa	-	-	-	-	-	-	-	-	-	-	
Bandarawela	280.00 - 300.00	280.00 - 300.00	750.00 - 800.00	240.00 - 260.00	200.00 - 260.00	550.00 - 600.00	400.00 - 420.00	600.00 - 700.00	450.00 - 480.00	450.00 - 480.00	
Matale	240.00 - 260.00	300.00 - 320.00	720.00 - 800.00	200.00 - 240.00	140.00 - 160.00	580.00 - 600.00	320.00 - 360.00	-	360.00 - 460.00	320.00 - 360.00	

Table 07 (Contd.)

LOCATIONS	Low Country Varieties					Leafy Vegetable			Coconut (Rs/nut)	
	Ash Plantain	Green Chillies	Lime	Sweet Potato	Manioc	Mukunuwenna	Kankun	Gotukola	Large	Small
Colombo	250.00 - 400.00	350.00 - 700.00	800.00 - 1600.00	160.00 - 360.00	150.00 - 250.00	50.00 - 100.00	50.00 - 100.00	100.00 - 150.00	110.00 - 130.00	85.00 - 110.00
Gampaha	-	-	-	-	-	-	-	-	-	-
Kurunegala	-	-	-	-	-	-	-	-	-	-
Nikaweratiya	200.00 - 200.00	400.00 - 500.00	600.00 - 1000.00	200.00 - 240.00	160.00 - 160.00	50.00 - 50.00	50.00 - 50.00	150.00 - 150.00	90.00 - 100.00	80.00 - 85.00
Dambulla	300.00 - 320.00	500.00 - 600.00	900.00 - 1100.00	260.00 - 300.00	180.00 - 200.00	50.00 - 60.00	50.00 - 60.00	50.00 - 60.00	100.00 - 120.00	80.00 - 85.00
Anuradhapura	240.00 - 320.00	500.00 - 700.00	900.00 - 1100.00	240.00 - 360.00	160.00 - 240.00	50.00 - 60.00	50.00 - 60.00	50.00 - 60.00	100.00 - 120.00	80.00 - 90.00
Thambuththegama	-	-	-	-	-	-	-	-	-	-
Polonnaruwa	-	-	-	-	-	-	-	-	-	-
Kaluthara	260.00 - 280.00	460.00 - 480.00	900.00 - 1000.00	240.00 - 280.00	180.00 - 200.00	60.00 - 80.00	60.00 - 70.00	80.00 - 100.00	100.00 - 120.00	90.00 - 95.00
Badulla	300.00 - 320.00	400.00 - 450.00	1400.00 - 1500.00	200.00 - 200.00	180.00 - 180.00	80.00 - 100.00	80.00 - 80.00	100.00 - 120.00	120.00 - 120.00	100.00 - 110.00
Keppetipola	260.00 - 280.00	580.00 - 600.00	800.00 - 900.00	250.00 - 260.00	260.00 - 280.00	80.00 - 90.00	80.00 - 90.00	60.00 - 70.00	118.00 - 120.00	105.00 - 112.00
Moneragala	160.00 - 200.00	500.00 - 600.00	900.00 - 1000.00	280.00 - 300.00	100.00 - 120.00	50.00 - 60.00	50.00 - 60.00	60.00 - 70.00	100.00 - 120.00	80.00 - 90.00
Kegalle	240.00 - 280.00	550.00 - 600.00	1150.00 - 1200.00	240.00 - 280.00	180.00 - 200.00	70.00 - 80.00	70.00 - 80.00	40.00 - 50.00	110.00 - 120.00	95.00 - 100.00
Ampara	200.00 - 240.00	480.00 - 600.00	1000.00 - 1100.00	-	130.00 - 140.00	-	-	-	110.00 - 120.00	100.00 - 100.00
Dehiattakandiya	300.00 - 320.00	600.00 - 800.00	1000.00 - 1200.00	200.00 - 200.00	200.00 - 200.00	50.00 - 70.00	50.00 - 70.00	50.00 - 70.00	100.00 - 110.00	80.00 - 90.00
Nuwareliya	280.00 - 300.00	600.00 - 700.00	850.00 - 900.00	280.00 - 300.00	220.00 - 240.00	90.00 - 100.00	90.00 - 100.00	70.00 - 90.00	118.00 - 120.00	110.00 - 112.00
Kandy	280.00 - 320.00	750.00 - 800.00	1100.00 - 1200.00	180.00 - 200.00	160.00 - 200.00	50.00 - 60.00	60.00 - 70.00	50.00 - 60.00	110.00 - 120.00	85.00 - 90.00
Puttalam	200.00 - 300.00	450.00 - 800.00	700.00 - 800.00	200.00 - 300.00	150.00 - 200.00	50.00 - 60.00	50.00 - 60.00	100.00 - 120.00	95.00 - 110.00	75.00 - 80.00
Rathnapura	160.00 - 200.00	400.00 - 480.00	1000.00 - 1200.00	160.00 - 170.00	150.00 - 160.00	80.00 - 80.00	80.00 - 80.00	100.00 - 100.00	130.00 - 130.00	90.00 - 110.00
Hambanthota	-	-	-	-	-	-	-	-	-	-
Matara	280.00 - 320.00	900.00 - 1000.00	700.00 - 800.00	240.00 - 260.00	160.00 - 200.00	50.00 - 60.00	50.00 - 60.00	90.00 - 110.00	120.00 - 130.00	95.00 - 110.00
Galle	240.00 - 280.00	600.00 - 600.00	1000.00 - 1200.00	240.00 - 280.00	200.00 - 240.00	50.00 - 60.00	50.00 - 50.00	70.00 - 80.00	110.00 - 120.00	85.00 - 90.00
Tissamaharama	-	-	-	-	-	-	-	-	-	-
Meegoda (DEC)	360.00 - 400.00	700.00 - 800.00	1000.00 - 1200.00	200.00 - 280.00	120.00 - 150.00	80.00 - 80.00	80.00 - 80.00	100.00 - 100.00	110.00 - 120.00	90.00 - 100.00
Embilipitiya	200.00 - 240.00	680.00 - 800.00	800.00 - 850.00	200.00 - 240.00	150.00 - 180.00	50.00 - 60.00	50.00 - 60.00	80.00 - 100.00	120.00 - 130.00	80.00 - 110.00
Jaffna	180.00 - 210.00	200.00 - 230.00	650.00 - 670.00	200.00 - 250.00	150.00 - 180.00	90.00 - 100.00	50.00 - 60.00	50.00 - 60.00	100.00 - 115.00	60.00 - 65.00
Vavuniya	250.00 - 300.00	550.00 - 650.00	800.00 - 900.00	250.00 - 270.00	250.00 - 270.00	90.00 - 100.00	50.00 - 60.00	50.00 - 60.00	90.00 - 110.00	70.00 - 90.00
Mannar	300.00 - 340.00	400.00 - 500.00	1000.00 - #####	300.00 - 340.00	180.00 - 200.00	45.00 - 55.00	50.00 - 60.00	45.00 - 55.00	80.00 - 90.00	50.00 - 60.00
Killinochchi	300.00 - 330.00	380.00 - 420.00	1000.00 - 1100.00	340.00 - 360.00	230.00 - 250.00	55.00 - 60.00	45.00 - 50.00	45.00 - 50.00	100.00 - 120.00	50.00 - 65.00
Mullaittivu	150.00 - 180.00	360.00 - 400.00	800.00 - 850.00	240.00 - 250.00	200.00 - 240.00	75.00 - 100.00	50.00 - 60.00	30.00 - 50.00	90.00 - 100.00	60.00 - 75.00
Batticaloa	300.00 - 320.00	380.00 - 420.00	1000.00 - 1200.00	280.00 - 300.00	150.00 - 160.00	70.00 - 80.00	70.00 - 80.00	50.00 - 50.00	95.00 - 100.00	60.00 - 65.00
Trincomalee	300.00 320.00	360.00 400.00	900.00 1000.00	280.00 300.00	185.00 200.00	75.00 80.00	70.00 75.00	50.00 55.00	120.00 125.00	72.00 75.00
Hanguranketha	240.00 - 320.00	320.00 - 450.00	750.00 - 850.00	180.00 - 220.00	140.00 - 160.00	40.00 - 50.00	35.00 - 50.00	45.00 - 60.00	100.00 - 105.00	95.00 - 96.00
Veyangoda	260.00 - 260.00	550.00 - 600.00	680.00 - 700.00	160.00 - 160.00	150.00 - 160.00	60.00 - 60.00	60.00 - 60.00	30.00 - 30.00	110.00 - 120.00	-
Galenbindunuwewa	-	-	-	-	-	-	-	-	-	-
Bandarawela	280.00 - 300.00	500.00 - 550.00	1000.00 - 1100.00	300.00 - 320.00	250.00 - 260.00	60.00 - 70.00	60.00 - 70.00	80.00 - 100.00	120.00 - 120.00	80.00 - 90.00
Matale	320.00 - 340.00	500.00 - 600.00	900.00 - 1000.00	220.00 - 240.00	160.00 - 180.00	50.00 - 60.00	50.00 - 60.00	50.00 - 70.00	110.00 - 120.00	80.00 - 100.00

Table 08: Selected Markets: Retail Price of Fruits (Rs/each & Rs/kg)

Week 28: 05 - 11 July 2024

LOCATIONS	Banana					Pineapple			Mango	
	Ambul (Rs/kg)	Kolikuttu (Rs/kg)	Seeni (Rs/kg)	Anamalu	Ambun	Large	Medium	Small	Betti	Karthakolomban
Colombo	180.00 - 300.00	450.00 - 560.00	160.00 - 260.00	35.00 - 51.00	48.00 - 75.00	500.00 - 700.00	400.00 - 560.00	300.00 - 450.00	-	100.00 - 180.00
Gampaha	-	-	-	-	-	-	-	-	-	-
Kurunegala	-	-	-	-	-	-	-	-	-	-
Nikaweratiya	180.00 - 260.00	450.00 - 550.00	180.00 - 230.00	-	50.00 - 65.00	-	-	320.00 - 350.00	-	55.00 - 60.00
Dambulla	160.00 - 180.00	480.00 - 500.00	160.00 - 200.00	-	55.00 - 57.00	650.00 - 700.00	500.00 - 550.00	280.00 - 300.00	30.00 - 40.00	100.00 - 120.00
Anuradhapura	180.00 - 200.00	400.00 - 550.00	180.00 - 200.00	28.00 - 35.00	35.00 - 45.00	650.00 - 700.00	500.00 - 550.00	380.00 - 450.00	-	80.00 - 100.00
Thambuththegama	-	-	-	-	-	-	-	-	-	-
Polonnaruwa	-	-	-	-	-	-	-	-	-	-
Kaluthara	200.00 - 220.00	460.00 - 500.00	170.00 - 190.00	32.00 - 34.00	36.00 - 38.00	500.00 - 540.00	380.00 - 420.00	-	-	120.00 - 160.00
Badulla	180.00 - 250.00	500.00 - 500.00	230.00 - 230.00	20.00 - 22.00	28.00 - 30.00	-	400.00 - 450.00	-	-	100.00 - 150.00
Keppetipola	170.00 - 180.00	440.00 - 450.00	150.00 - 160.00	25.00 - 28.00	45.00 - 48.00	-	460.00 - 480.00	350.00 - 360.00	40.00 - 45.00	80.00 - 90.00
Moneragala	130.00 - 150.00	300.00 - 350.00	80.00 - 120.00	18.00 - 25.00	20.00 - 30.00	-	360.00 - 450.00	300.00 - 320.00	-	70.00 - 90.00
Kegalle	150.00 - 160.00	400.00 - 450.00	150.00 - 160.00	20.00 - 25.00	25.00 - 30.00	600.00 - 700.00	400.00 - 500.00	150.00 - 200.00	-	80.00 - 100.00
Ampara	160.00 - 180.00	380.00 - 400.00	120.00 - 130.00	28.00 - 30.00	28.00 - 32.00	-	420.00 - 450.00	-	-	75.00 - 90.00
Dehiattakandiya	150.00 - 200.00	400.00 - 450.00	150.00 - 180.00	-	43.00 - 50.00	500.00 - 500.00	400.00 - 450.00	300.00 - 360.00	-	80.00 - 100.00
Nuwareliya	190.00 - 200.00	480.00 - 500.00	160.00 - 180.00	26.00 - 30.00	49.00 - 52.00	-	460.00 - 480.00	350.00 - 360.00	45.00 - 50.00	90.00 - 100.00
Kandy	200.00 - 240.00	480.00 - 500.00	180.00 - 200.00	22.00 - 25.00	38.00 - 40.00	650.00 - 700.00	350.00 - 400.00	200.00 - 250.00	-	70.00 - 90.00
Puttalam	120.00 - 200.00	400.00 - 500.00	120.00 - 220.00	27.00 - 31.00	35.00 - 40.00	490.00 - 520.00	-	150.00 - 150.00	-	80.00 - 90.00
Rathnapura	200.00 - 250.00	400.00 - 500.00	150.00 - 250.00	25.00 - 28.00	41.00 - 50.00	700.00 - 800.00	520.00 - 650.00	400.00 - 500.00	-	100.00 - 130.00
Hambantota	-	-	-	-	-	-	-	-	-	-
Matara	180.00 - 220.00	400.00 - 450.00	150.00 - 180.00	24.00 - 26.00	37.00 - 39.00	750.00 - 800.00	580.00 - 630.00	350.00 - 380.00	-	150.00 - 180.00
Galle	180.00 - 220.00	360.00 - 450.00	180.00 - 200.00	32.00 - 36.00	35.00 - 38.00	600.00 - 650.00	480.00 - 520.00	-	65.00 - 80.00	100.00 - 120.00
Tissamaharama	-	-	-	-	-	-	-	-	-	-
Meegoda (DEC)	180.00 - 200.00	400.00 - 440.00	170.00 - 200.00	42.00 - 52.00	47.00 - 60.00	645.00 - 765.00	495.00 - 585.00	380.00 - 450.00	-	93.00 - 100.00
Embilipitiya	120.00 - 150.00	350.00 - 420.00	120.00 - 150.00	20.00 - 25.00	25.00 - 30.00	500.00 - 550.00	400.00 - 450.00	300.00 - 350.00	80.00 - 100.00	120.00 - 150.00
Jaffna	200.00 - 260.00	300.00 - 350.00	220.00 - 260.00	-	-	650.00 - 700.00	500.00 - 570.00	440.00 - 480.00	-	120.00 - 150.00
Vavuniya	170.00 - 180.00	350.00 - 400.00	150.00 - 170.00	-	-	600.00 - 670.00	500.00 - 580.00	400.00 - 450.00	-	100.00 - 120.00
Mannar	180.00 - 200.00	350.00 - 400.00	180.00 - 180.00	26.00 - 28.00	-	680.00 - 720.00	580.00 - 620.00	480.00 - 520.00	-	100.00 - 120.00
Killinochchi	180.00 - 200.00	380.00 - 420.00	160.00 - 180.00	34.00 - 36.00	34.00 - 36.00	700.00 - 750.00	580.00 - 620.00	480.00 - 520.00	-	100.00 - 120.00
Mullaittivu	150.00 - 180.00	400.00 - 450.00	120.00 - 180.00	32.00 - 38.00	45.00 - 50.00	-	-	260.00 - 290.00	-	60.00 - 68.00
Batticaloa	180.00 - 200.00	380.00 - 420.00	140.00 - 150.00	25.00 - 30.00	-	550.00 - 560.00	480.00 - 500.00	320.00 - 350.00	-	80.00 - 90.00
Trincomalee	190.00 - 220.00	420.00 - 440.00	180.00 - 200.00	-	-	750.00 - 780.00	620.00 - 650.00	470.00 - 500.00	-	120.00 - 130.00
Veyangoda	200.00 - 250.00	380.00 - 400.00	180.00 - 200.00	20.00 - 25.00	44.00 - 50.00	560.00 - 630.00	400.00 - 450.00	320.00 - 320.00	-	95.00 - 95.00
Galenbindunuwewa	-	-	-	-	-	-	-	-	-	-
Bandarawela	240.00 - 260.00	500.00 - 550.00	180.00 - 200.00	25.00 - 30.00	35.00 - 40.00	600.00 - 600.00	500.00 - 550.00	450.00 - 500.00	30.00 - 40.00	80.00 - 120.00
Matale	180.00 - 200.00	450.00 - 460.00	160.00 - 180.00	30.00 - 33.00	40.00 - 45.00	580.00 - 620.00	460.00 - 500.00	350.00 - 380.00	-	80.00 - 90.00

Table 08 (Contd.)

LOCATIONS	Mango		Other Fruits									
	Vilad	Kohu	Papaw (Rs/kg)	Passion	Wood Apple	Orange	Avocado	Slime Apple	Grapes (Rs/kg)	King Coconut		
Colombo	80.00 - 100.00	-	200.00 - 300.00	65.00 - 120.00	100.00 - 170.00	120.00 - 200.00	100.00 - 200.00	70.00 - 120.00	1700.00 - 2600.00	160.00 - 230.00		
Gampaha	-	-	-	-	-	-	-	-	-	-		
Kurunegala	-	-	-	-	-	-	-	-	-	-		
Nikaweratiya	-	-	180.00 - 260.00	-	-	-	75.00 - 100.00	100.00 - 100.00	2500.00 - 2500.00	-		
Dambulla	60.00 - 80.00	15.00 - 20.00	200.00 - 240.00	35.00 - 40.00	80.00 - 100.00	80.00 - 90.00	70.00 - 100.00	50.00 - 60.00	2400.00 - 2500.00	150.00 - 180.00		
Anuradhapura	-	-	180.00 - 240.00	-	80.00 - 120.00	100.00 - 120.00	80.00 - 100.00	60.00 - 70.00	2500.00 - 2800.00	180.00 - 200.00		
Thambuththegama	-	-	-	-	-	-	-	-	-	-		
Polonnaruwa	-	-	-	-	-	-	-	-	-	-		
Kaluthara	-	-	220.00 - 260.00	70.00 - 90.00	160.00 - 190.00	150.00 - 160.00	100.00 - 120.00	60.00 - 80.00	2400.00 - 2600.00	160.00 - 170.00		
Badulla	-	-	300.00 - 320.00	70.00 - 80.00	-	-	-	45.00 - 50.00	2500.00 - 2600.00	200.00 - 200.00		
Keppetipola	40.00 - 45.00	18.00 - 22.00	250.00 - 260.00	50.00 - 60.00	-	100.00 - 120.00	35.00 - 40.00	-	2600.00 - 2800.00	160.00 - 180.00		
Moneragala	-	-	200.00 - 240.00	30.00 - 40.00	50.00 - 80.00	80.00 - 120.00	50.00 - 60.00	50.00 - 60.00	2400.00 - 2600.00	120.00 - 140.00		
Kegalle	-	-	220.00 - 240.00	-	90.00 - 100.00	80.00 - 100.00	70.00 - 100.00	60.00 - 100.00	2500.00 - 2600.00	130.00 - 150.00		
Ampara	-	-	160.00 - 200.00	-	-	200.00 - 200.00	90.00 - 95.00	-	2300.00 - 2400.00	150.00 - 150.00		
Dehiattakandiya	-	-	150.00 - 200.00	-	-	80.00 - 80.00	130.00 - 150.00	70.00 - 80.00	2500.00 - 2800.00	120.00 - 150.00		
Nuwaraeliya	40.00 - 45.00	17.00 - 20.00	280.00 - 300.00	50.00 - 60.00	80.00 - 90.00	120.00 - 130.00	45.00 - 50.00	45.00 - 50.00	2600.00 - 2800.00	160.00 - 180.00		
Kandy	50.00 - 60.00	18.00 - 20.00	180.00 - 200.00	50.00 - 60.00	90.00 - 100.00	70.00 - 80.00	60.00 - 80.00	40.00 - 50.00	2000.00 - 2500.00	180.00 - 200.00		
Puttalam	-	-	150.00 - 220.00	-	-	200.00 - 200.00	90.00 - 100.00	100.00 - 130.00	3000.00 - 3000.00	-		
Hambantota	-	-	-	-	-	-	-	-	-	-		
Rathnapura	-	-	230.00 - 250.00	-	140.00 - 150.00	-	75.00 - 100.00	100.00 - 120.00	2500.00 - 2600.00	120.00 - 130.00		
Matara	-	-	200.00 - 220.00	50.00 - 65.00	100.00 - 120.00	150.00 - 170.00	50.00 - 55.00	50.00 - 55.00	2300.00 - 2500.00	130.00 - 150.00		
Galle	85.00 - 100.00	25.00 - 25.00	240.00 - 340.00	95.00 - 100.00	140.00 - 160.00	120.00 - 160.00	80.00 - 100.00	75.00 - 80.00	2500.00 - 3000.00	120.00 - 130.00		
Tissamaharama	-	-	-	-	-	-	-	-	-	-		
Meegoda (DEC)	-	-	180.00 - 200.00	-	80.00 - 100.00	-	85.00 - 100.00	60.00 - 70.00	1800.00 - 2000.00	140.00 - 150.00		
Embilipitiya	80.00 - 100.00	40.00 - 50.00	230.00 - 260.00	50.00 - 60.00	120.00 - 150.00	130.00 - 150.00	100.00 - 150.00	-	2400.00 - 2700.00	150.00 - 160.00		
Jaffna	40.00 - 55.00	-	130.00 - 150.00	100.00 - 120.00	100.00 - 150.00	-	120.00 - 150.00	-	2900.00 - 3000.00	150.00 - 170.00		
Vavuniya	-	-	180.00 - 200.00	45.00 - 50.00	-	-	100.00 - 120.00	-	2400.00 - 2500.00	150.00 - 200.00		
Mannar	-	-	180.00 - 200.00	-	-	120.00 - 150.00	100.00 - 125.00	120.00 - 140.00	2500.00 - 2800.00	180.00 - 220.00		
Killinochchi	-	-	140.00 - 160.00	-	140.00 - 150.00	-	90.00 - 120.00	-	2400.00 - 2500.00	200.00 - 210.00		
Mullaittivu	40.00 - 50.00	-	140.00 - 160.00	-	-	-	-	-	-	160.00 - 180.00		
Batticaloa	45.00 - 50.00	-	240.00 - 250.00	80.00 - 90.00	140.00 - 145.00	100.00 - 110.00	85.00 - 90.00	-	2000.00 - 2100.00	180.00 - 200.00		
Trincomalee	75.00 - 80.00	34.00 - 36.00	180.00 - 200.00	86.00 - 88.00	-	80.00 - 84.00	105.00 - 108.00	-	2420.00 - 2500.00	190.00 - 210.00		
Veyangoda	-	-	160.00 - 180.00	-	-	-	50.00 - 60.00	80.00 - 80.00	2500.00 - 2500.00	150.00 - 160.00		
Galenbindunuwewa	-	-	-	-	-	-	-	-	-	-		
Bandarawela	40.00 - 60.00	-	200.00 - 250.00	40.00 - 60.00	100.00 - 120.00	100.00 - 120.00	60.00 - 80.00	-	2400.00 - 2500.00	220.00 - 240.00		
Matale	-	30.00 - 35.00	200.00 - 220.00	-	120.00 - 140.00	90.00 - 100.00	60.00 - 80.00	60.00 - 70.00	2000.00 - 2100.00	140.00 - 150.00		

Table 09: Selected Markets: Wholesale Price of Fresh Fish & Eggs (Rs/kg & Rs/egg)

Week 28: 05 - 11 July 2024

Locations	Sea Fish					
	Salaya	Hurulla	Balaya	Kelawalla	Thora	Paraw
Colombo	160.00 – 400.00	700.00 – 800.00	450.00 – 700.00	1000.00 – 1500.00	2500.00 – 3500.00	1300.00 – 1600.00
Kandy	400.00 – 450.00	950.00 – 1000.00	850.00 – 1000.00	1300.00 – 1400.00	2200.00 – 2400.00	1400.00 – 1500.00
Kaluthara	320.00 – 340.00	820.00 – 860.00	600.00 – 640.00	950.00 – 1050.00	-	1150.00 – 1250.00
Puttalam	-	-	-	-	-	-
Matara	300.00 – 360.00	-	650.00 – 750.00	1200.00 – 1300.00	-	-
Hambantota	-	-	-	-	-	-
Galle	-	-	650.00 – 700.00	850.00 – 950.00	-	1000.00 – 1100.00
Batticaloa	200.00 – 250.00	700.00 – 750.00	450.00 – 500.00	1200.00 – 1300.00	1500.00 – 1600.00	1100.00 – 1200.00
Trincomalee	300.00 – 340.00	820.00 – 900.00	960.00 – 1050.00	1840.00 – 1880.00	1900.00 – 1960.00	1680.00 – 1740.00
Mannar	300.00 – 350.00	-	700.00 – 750.00	-	-	1200.00 – 1300.00

Locations	Sea Fish				Eggs	
	Mora	Shrimps	Thalapath	Teppeli	Brown	White
Colombo	900.00 – 1400.00	1700.00 – 1900.00	1750.00 – 2200.00	-	53.00 – 55.00	50.00 – 52.00
Kandy	1300.00 – 1400.00	1500.00 – 1600.00	2200.00 – 2300.00	-	52.00 – 53.00	49.00 – 50.00
Kaluthara	-	-	1800.00 – 1900.00	-	-	-
Puttalam	-	-	-	-	-	-
Matara	-	1600.00 – 1650.00	1700.00 – 1800.00	-	48.00 – 50.00	45.00 – 47.00
Hambantota	-	-	-	-	-	-
Galle	-	-	-	-	48.00 – 51.00	47.00 – 48.00
Batticaloa	1000.00 – 1100.00	1500.00 – 1600.00	1400.00 – 1600.00	-	52.00 – 52.00	52.00 – 53.00
Trincomalee	1800.00 – 1840.00	1050.00 – 1100.00	-	-	52.00 – 53.00	50.00 – 51.00
Mannar	1700.00 – 1800.00	1300.00 – 1400.00	-	-	52.00 – 53.00	50.00 – 51.00

Table 10: Selected Markets: Wholesale Price of Dried Fish (Rs/50kg)

Week 28: 05 - 11 July 2024

Locations	Local Dried Fish					
	Sprats	Kattawa	Thora	Mora	Balaya	Anguluwa
Colombo	75000 – 85000	-	-	90000 – 97500	55000 – 60000	-
Kandy	72500 – 75000	-	-	92500 – 93750	50000 – 55000	52500 – 55000
Batticaloa	50000 – 55000	90000 – 95000	-	-	60000 – 65000	55000 – 60000
Trincomalee	54500 – 55000	-	-	-	53500 – 54000	40000 – 41000
Mannar	51500 – 52500	82500 – 110000	-	70000 – 72500	45000 – 50000	35000 – 37500

Locations	Local Dried Fish			Imported Dried Fish		
	Maduwa	Koduwa	Salaya	Sprats	Kattawa	Thora
Colombo	65000 – 72500	-	17000 – 22500	37500 – 47500	65000 – 70000	-
Kandy	70000 – 72500	-	32500 – 35000	40000 – 45000	72500 – 75000	-
Batticaloa	65000 – 70000	-	40000 – 42500	45000 – 47500	92500 – 95000	-
Trincomalee	50000 – 52000	-	34000 – 35000	49000 – 49400	99250 – 99600	-
Mannar	57500 – 60000	-	30000 – 32500	52500 – 55000	-	-

Locations	Imported Dried Fish					
	Mora	Balaya	Anguluwa	Maduwa	Koduwa	Salaya
Colombo	-	-	70000 – 75000	-	-	-
Kandy	-	-	-	-	-	-
Batticaloa	-	-	-	-	-	-
Trincomalee	-	-	-	-	-	-
Mannar	-	-	-	-	-	-

Table 11: Selected Markets: Retail Price of Fresh Fish & Eggs (Rs/kg & Rs/eggs)

Week 28: 05 - 11 July 2024

LOCATIONS	Sea Fish										Eggs								
	Salaya		Hurulla		Balaya		Kelawalla		Thora		Paraw		Mora		Thalapath		Brown		White
Colombo	250.00 - 700.00		880.00 - 1000.00		550.00 - 1200.00		1200.00 - 2800.00		2800.00 - 3750.00		1450.00 - 2400.00		1200.00 - 1800.00		2100.00 - 3400.00		54.00 - 56.00		52.00 - 55.00
Gampaha	-		-		-		-		-		-		-		-		-		-
Kurunegala	-		-		-		-		-		-		-		-		-		-
Nikaweratiya	-		1100.00 - 1100.00		800.00 - 900.00		2000.00 - 2000.00		-		2000.00 - 2000.00		2000.00 - 2000.00		2400.00 - 2400.00		55.00 - 55.00		50.00 - 52.00
Dambulla	400.00 - 450.00		800.00 - 900.00		800.00 - 1000.00		1900.00 - 2000.00		-		1600.00 - 1800.00		1800.00 - 1900.00		2400.00 - 2500.00		54.00 - 55.00		52.00 - 53.00
Anuradhapura	500.00 - 550.00		900.00 - 950.00		880.00 - 1000.00		2000.00 - 2200.00		2400.00 - 2600.00		-		1400.00 - 1500.00		2300.00 - 2500.00		-		50.00 - 55.00
Thambuthhegama	-		-		-		-		-		-		-		-		-		-
Polonnaruwa	-		-		-		-		-		-		-		-		-		-
Kaluthara	460.00 - 500.00		1040.00 - 1080.00		800.00 - 840.00		1500.00 - 1540.00		-		2000.00 - 2100.00		-		2200.00 - 2400.00		-		52.00 - 53.00
Badulla	480.00 - 500.00		760.00 - 960.00		1600.00 - 1800.00		1400.00 - 1400.00		-		1400.00 - 1800.00		1400.00 - 1600.00		2000.00 - 2200.00		55.00 - 56.00		50.00 - 55.00
Keppetipola	460.00 - 480.00		860.00 - 880.00		1300.00 - 1400.00		1600.00 - 1700.00		-		-		1500.00 - 1600.00		2200.00 - 2300.00		56.00 - 60.00		55.00 - 57.00
Moneragala	500.00 - 550.00		800.00 - 850.00		900.00 - 1000.00		2200.00 - 2300.00		-		-		-		2600.00 - 2800.00		52.00 - 55.00		52.00 - 55.00
Kegalle	600.00 - 750.00		1000.00 - 1200.00		1600.00 - 1750.00		2000.00 - 2200.00		-		1600.00 - 1800.00		1800.00 - 1900.00		2800.00 - 3000.00		55.00 - 60.00		54.00 - 55.00
Ampara	500.00 - 500.00		-		1400.00 - 1600.00		2000.00 - 2000.00		-		-		-		-		-		53.00 - 54.00
Dehiattakandiya	500.00 - 600.00		-		700.00 - 1000.00		-		-		-		1400.00 - 1400.00		-		48.00 - 50.00		48.00 - 50.00
Nuwaraeliya	480.00 - 520.00		880.00 - 900.00		1350.00 - 1400.00		1700.00 - 1800.00		-		-		-		2300.00 - 2400.00		57.00 - 60.00		56.00 - 58.00
Kandy	550.00 - 600.00		1150.00 - 1200.00		1000.00 - 1100.00		1900.00 - 2000.00		2700.00 - 2800.00		1600.00 - 1700.00		1400.00 - 1500.00		2500.00 - 2600.00		54.00 - 55.00		52.00 - 53.00
Puttalam	500.00 - 600.00		800.00 - 900.00		600.00 - 650.00		1000.00 - 1200.00		-		1200.00 - 1400.00		1400.00 - 2000.00		-		48.00 - 50.00		48.00 - 50.00
Hambantota	-		-		-		-		-		-		-		-		-		-
Rathnapura	600.00 - 600.00		-		1000.00 - 1000.00		2000.00 - 2000.00		3600.00 - 3600.00		2400.00 - 2400.00		1800.00 - 1800.00		2600.00 - 2600.00		51.00 - 52.00		50.00 - 52.00
Matara	550.00 - 600.00		-		1200.00 - 1300.00		2000.00 - 2200.00		-		-		-		2400.00 - 2500.00		50.00 - 52.00		46.00 - 50.00
Galle	400.00 - 480.00		800.00 - 1000.00		1000.00 - 1200.00		2000.00 - 2200.00		2400.00 - 2500.00		1800.00 - 2000.00		1800.00 - 2000.00		2600.00 - 2800.00		50.00 - 54.00		46.00 - 50.00
Tissamaharama	-		-		-		-		-		-		-		-		-		-
Meegoda	400.00 - 600.00		1000.00 - 1000.00		1000.00 - 1000.00		2200.00 - 2200.00		-		1400.00 - 1700.00		1800.00 - 1800.00		2900.00 - 3300.00		49.00 - 53.00		48.00 - 52.00
Embilipitiya	750.00 - 800.00		-		1600.00 - 1700.00		2400.00 - 2500.00		2450.00 - 2500.00		-		1400.00 - 1500.00		2500.00 - 2550.00		49.00 - 52.00		47.00 - 52.00
Jaffna	400.00 - 450.00		1000.00 - 1100.00		1000.00 - 1100.00		-		-		2000.00 - 2200.00		-		-		54.00 - 55.00		53.00 - 56.00
Vavuniya	600.00 - 700.00		1000.00 - 1150.00		1200.00 - 1300.00		2400.00 - 2500.00		2400.00 - 2500.00		1600.00 - 1700.00		2400.00 - 2500.00		2000.00 - 2150.00		54.00 - 56.00		52.00 - 55.00
Mannar	450.00 - 500.00		-		800.00 - 1000.00		-		-		1500.00 - 1600.00		2000.00 - 2200.00		-		54.00 - 55.00		52.00 - 53.00
Killinochchi	400.00 - 460.00		-		950.00 - 1000.00		-		-		1500.00 - 1600.00		-		-		-		52.00 - 53.00
Mullaitivu	750.00 - 800.00		1000.00 - 1200.00		900.00 - 1000.00		-		-		1600.00 - 1800.00		-		-		-		53.00 - 55.00
Batticaloa	400.00 - 500.00		1000.00 - 1100.00		1200.00 - 1300.00		2000.00 - 2100.00		2300.00 - 2400.00		1900.00 - 2200.00		2000.00 - 2100.00		2200.00 - 2400.00		54.00 - 55.00		54.00 - 55.00
Trincomalee	400.00 - 450.00		1000.00 - 1100.00		1150.00 - 1250.00		2100.00 - 2200.00		2300.00 - 2400.00		1850.00 - 1900.00		1950.00 - 2000.00		-		54.00 - 55.00		52.00 - 53.00
Veyangoda	500.00 - 500.00		-		-		1400.00 - 1400.00		-		-		-		2000.00 - 2000.00		52.00 - 52.00		49.00 - 51.00
Galenbindunuwewa	-		-		-		-		-		-		-		-		-		-
Bandarawela	500.00 - 600.00		900.00 - 950.00		1550.00 - 1600.00		2000.00 - 2000.00		-		1600.00 - 1700.00		1500.00 - 1550.00		2200.00 - 2300.00		54.00 - 55.00		54.00 - 55.00
Matale	600.00 - 650.00		900.00 - 1000.00		1600.00 - 1700.00		2000.00 - 2200.00		2800.00 - 3000.00		2000.00 - 2200.00		1500.00 - 1600.00		2400.00 - 2500.00		54.00 - 55.00		52.00 - 53.00

Table 12: Selected Markets: Retail Price of Dried Fish (Rs/kg)

Week 28: 05 - 11 July 2024

LOCATIONS	Dried Fish													
	Sprats-Imported		Kattawa		Thora		Mora		Balaya		Anguluwa		Salaya	
Colombo	1000.00	1400.00	1800.00	2400.00	-	-	2000.00	2600.00	1200.00	2000.00	1900.00	2400.00	800.00	1200.00
Gampaha	-	-	-	-	-	-	-	-	-	-	-	-	-	-
Kurunegala	-	-	-	-	-	-	-	-	-	-	-	-	-	-
Nikaweratiya	1200.00	1220.00	1800.00	2000.00	-	-	2200.00	2400.00	1200.00	1400.00	1600.00	2000.00	800.00	800.00
Dambulla	950.00	1000.00	2200.00	2300.00	-	-	2000.00	2300.00	1400.00	1500.00	1900.00	2000.00	-	-
Anuradhapura	1000.00	1200.00	1800.00	2400.00	-	-	2200.00	2400.00	1200.00	1600.00	2000.00	2400.00	800.00	1000.00
Thambuththegama	-	-	-	-	-	-	-	-	-	-	-	-	-	-
Polonnaruwa	-	-	-	-	-	-	-	-	-	-	-	-	-	-
Kaluthara	1200.00	1300.00	2200.00	2300.00	-	-	2200.00	2300.00	1400.00	1500.00	2000.00	2200.00	1000.00	1100.00
Badulla	1200.00	1200.00	2400.00	2400.00	-	-	2200.00	2200.00	1400.00	1500.00	1200.00	1200.00	1000.00	1200.00
Keppetipola	980.00	1100.00	2350.00	2360.00	-	-	2260.00	2280.00	1280.00	1300.00	2250.00	2260.00	950.00	960.00
Moneragala	1000.00	1200.00	1800.00	1900.00	-	-	2100.00	2200.00	1400.00	1500.00	1800.00	2000.00	920.00	1000.00
Kegalle	1000.00	1200.00	2000.00	2200.00	-	-	2000.00	2200.00	1200.00	1300.00	-	-	-	-
Ampara	980.00	1200.00	1800.00	2000.00	-	-	2000.00	2200.00	1100.00	1600.00	1200.00	1200.00	-	-
Dehiattakandiya	1000.00	1200.00	2000.00	2400.00	-	-	2000.00	2600.00	1200.00	1600.00	1200.00	1400.00	1000.00	1000.00
Nuwareliya	950.00	1000.00	2350.00	2400.00	-	-	2260.00	2300.00	1280.00	1300.00	2280.00	2320.00	850.00	880.00
Kandy	1100.00	1300.00	2200.00	2300.00	-	-	2200.00	2400.00	1500.00	1600.00	2000.00	2100.00	900.00	1000.00
Puttalam	1000.00	1200.00	1800.00	2200.00	-	-	1600.00	2300.00	900.00	1200.00	800.00	1200.00	700.00	800.00
Hambantota	-	-	-	-	-	-	-	-	-	-	-	-	-	-
Rathnapura	980.00	1120.00	2000.00	2200.00	-	-	1920.00	2200.00	1400.00	1560.00	1400.00	2100.00	800.00	800.00
Matara	1000.00	1200.00	1900.00	2000.00	2800.00	3000.00	1900.00	2000.00	1400.00	1600.00	1900.00	2000.00	-	-
Galle	1100.00	1200.00	1800.00	2400.00	-	-	2200.00	2200.00	1400.00	1600.00	1800.00	2000.00	800.00	900.00
Tissamaharama	-	-	-	-	-	-	-	-	-	-	-	-	-	-
Meegoda	1080.00	1200.00	1800.00	2000.00	-	-	2000.00	2200.00	1400.00	1500.00	1400.00	1800.00	800.00	1000.00
Embilipitiya	1100.00	1300.00	2200.00	2350.00	-	-	2000.00	2250.00	1500.00	2000.00	2100.00	2300.00	900.00	1200.00
Jaffna	1000.00	1100.00	2200.00	2400.00	3100.00	3250.00	2150.00	2300.00	1280.00	1350.00	1200.00	1300.00	-	-
Vavuniya	-	-	1800.00	1900.00	-	-	-	-	1200.00	1300.00	1200.00	1300.00	800.00	900.00
Mannar	1100.00	1200.00	1800.00	2400.00	-	-	1600.00	1700.00	1100.00	1200.00	800.00	900.00	700.00	800.00
Killinochchi	1000.00	1050.00	2450.00	2500.00	-	-	2000.00	2100.00	1600.00	1700.00	950.00	1000.00	950.00	1000.00
Mullaittivu	1300.00	1400.00	1800.00	1900.00	-	-	-	-	-	-	-	-	800.00	900.00
Batticaloa	1200.00	1300.00	2000.00	2100.00	-	-	-	-	1400.00	1500.00	1300.00	1400.00	950.00	1000.00
Trincomalee	1130.00	1150.00	2300.00	2350.00	-	-	-	-	1250.00	1300.00	1000.00	1100.00	850.00	880.00
Veyangoda	1000.00	1200.00	1800.00	2000.00	-	-	2000.00	2200.00	1100.00	1500.00	1800.00	1800.00	1200.00	1200.00
Galenbindunuwewa	-	-	-	-	-	-	-	-	-	-	-	-	-	-
Bandarawela	1200.00	1300.00	1800.00	1900.00	-	-	1800.00	2000.00	1300.00	1400.00	-	-	1000.00	1100.00
Matale	1000.00	1200.00	2400.00	2500.00	-	-	2200.00	2400.00	1400.00	1600.00	2200.00	2300.00	800.00	850.00

Table 13: Selected Markets: Retail Price of Meat (Rs/kg)

Week 28: 05 - 11 July 2024

LOCATIONS	Meat		Meat (Chicken)		Meat	
	Beef		Broiler	Curry	Mutton	Pork
Colombo	2500.00 - 2800.00		1100.00 - 1200.00	1100.00 - 1450.00	3300.00 - 3400.00	1200.00 - 1500.00
Gampaha	-		-	-	-	-
Kurunegala	-		-	-	-	-
Nikaweratiya	2000.00 - 2200.00		1080.00 - 1100.00	-	-	1280.00 - 1280.00
Dambulla	-		1100.00 - 1150.00	-	-	1400.00 - 1400.00
Anuradhapura	2300.00 - 2400.00		1150.00 - 1250.00	1300.00 - 1300.00	3400.00 - 3500.00	1300.00 - 1450.00
Thambuththegama	-		-	-	-	-
Polonnaruwa	-		-	-	-	-
Kaluthara	2300.00 - 2400.00		1050.00 - 1100.00	-	-	1300.00 - 1400.00
Badulla	2100.00 - 2100.00		1360.00 - 1380.00	-	2900.00 - 2900.00	1650.00 - 1650.00
Keppetipola	2100.00 - 2200.00		1200.00 - 1250.00	1300.00 - 1350.00	3000.00 - 3100.00	-
Moneragala	2300.00 - 2300.00		1100.00 - 1350.00	1600.00 - 1650.00	-	1500.00 - 1600.00
Kegalle	2300.00 - 2300.00		1090.00 - 1190.00	-	3100.00 - 3100.00	1450.00 - 1550.00
Ampara	-		-	-	-	1700.00 - 1700.00
Dehiattakandiya	-		1100.00 - 1180.00	-	-	1290.00 - 1400.00
Nuwaraeliya	2200.00 - 2300.00		1240.00 - 1260.00	1350.00 - 1380.00	3200.00 - 3300.00	1450.00 - 1500.00
Kandy	2200.00 - 2200.00		1000.00 - 1040.00	1200.00 - 1250.00	3100.00 - 3200.00	1350.00 - 1400.00
Puttalam	2400.00 - 2400.00		1100.00 - 1100.00	1500.00 - 1500.00	3600.00 - 3600.00	-
Hambantota	-		-	-	-	-
Rathnapura	2400.00 - 2400.00		1150.00 - 1200.00	1250.00 - 1350.00	3200.00 - 3200.00	1300.00 - 1300.00
Matara	-		1060.00 - 1100.00	-	-	-
Galle	2400.00 - 2400.00		1000.00 - 1150.00	1350.00 - 1400.00	3200.00 - 3300.00	-
Tissamaharama	-		-	-	-	-
Meegoda	-		1150.00 - 1200.00	1350.00 - 1400.00	-	1250.00 - 1250.00
Embilipitiya	2150.00 - 2200.00		1000.00 - 1100.00	1200.00 - 1320.00	2900.00 - 3000.00	1450.00 - 1600.00
Jaffna	2000.00 - 2100.00		1300.00 - 1400.00	1500.00 - 1550.00	3450.00 - 3600.00	-
Vavuniya	2000.00 - 2150.00		1300.00 - 1400.00	1500.00 - 1700.00	3100.00 - 3200.00	-
Mannar	2000.00 - 2200.00		1050.00 - 1200.00	1600.00 - 1700.00	-	-
Killinochchi	2000.00 - 2050.00		1300.00 - 1350.00	1750.00 - 1800.00	3400.00 - 3500.00	-
Mullaittivu	1700.00 - 1800.00		-	1600.00 - 1650.00	-	-
Batticaloa	1900.00 - 2000.00		1160.00 - 1200.00	1400.00 - 1500.00	3400.00 - 3500.00	-
Trincomalee	2140.00 - 2150.00		1250.00 - 1300.00	1850.00 - 1900.00	3450.00 - 3500.00	-
Veyangoda	-		1050.00 - 1050.00	-	-	1100.00 - 1100.00
Galenbindunuwewa	-		-	-	-	-
Bandarawela	2800.00 - 2800.00		1150.00 - 1200.00	1500.00 - 1600.00	2800.00 - 2800.00	-
Matale	2000.00 - 2200.00		1000.00 - 1150.00	1350.00 - 1400.00	2900.00 - 3000.00	1400.00 - 1600.00

Table 14: Colombo: Wholesale Prices (Rs/kg or Rs/piece)

Week 28: 05 - 11 July 2024

COMMODITY	Range	Average Price			Change Compared to		COMMODITY	Range	Average Price			Change Compared to	
		This Week	Last Week	Last Year	Last Week (%)	Last Year (%)			This Week	Last Week	Last Year	Last Week (%)	Last Year (%)
<u>Rice</u>							<u>Coconut</u>						
Local							Large	100.00 - 110.00	104.00	105.00	90.00	-0.95	15.56
Samba 1	235.00 - 240.00	236.40	236.60	210.00	-0.08	12.57	Small	80.00 - 90.00	86.00	87.50	75.00	-1.71	14.67
Samba 2	228.00 - 230.00	229.50	229.50	200.00	0.00	14.75							
Keeri Samba	265.00 - 315.00	288.75	301.25	258.57	-4.15	11.67	<u>Fruits (Rs/fruit)</u>						
Nadu 1	210.00 - 215.00	212.40	212.40	178.13	0.00	19.24	Plantain						
Nadu 2	205.00 - 207.00	205.86	206.00	169.33	-0.07	21.57	Ambul (Rs/kg)	130.00 - 180.00	167.27	165.83	148.46	0.87	12.67
Raw (Red)	190.00 - 200.00	194.00	194.00	137.57	0.00	41.02	Kolikuttu (Rs/kg)	380.00 - 420.00	400.00	376.67	414.17	6.19	-3.42
Raw (White)	200.00 - 210.00	204.00	204.00	165.00	0.00	23.64	Seeni (Rs/kg)	120.00 - 150.00	135.00	126.67	119.17	6.58	13.29
Imported							Anamalu	27.00 - 35.00	30.40	28.50	25.33	6.67	20.00
Samba	280.00 - 290.00	283.13	285.63	218.00	-0.88	29.87	Ambun	32.00 - 40.00	35.80	33.67	29.58	6.34	21.01
Nadu	-	-	-	-	-	-	Papaw(Rs/kg)	80.00 - 200.00	146.67	165.83	103.85	-11.56	41.23
Raw (Red)	-	-	-	-	-	-	Passion Fruit	55.00 - 65.00	58.89	66.11	26.50	-10.92	122.22
Raw (White)	-	-	-	190.29	-	-	Pineapple Large	450.00 - 500.00	475.00	452.50	868.89	4.97	-45.33
<u>Dried Chillies</u>							Pineapple Medium	350.00 - 400.00	375.00	350.00	675.56	7.14	-44.49
Imported	700.00 - 800.00	750.00	750.00	1105.71	0.00	-32.17	Pineapple Small	280.00 - 300.00	290.00	265.00	514.44	9.43	-43.63
<u>Onion</u>							Mango						
Sinnan	-	-	-	-	-	-	Betti	35.00 - 40.00	37.50	28.78	35.00	30.31	7.14
Vedalan	360.00 - 400.00	380.00	410.00	479.29	-7.32	-20.72	Karthakolomban	70.00 - 120.00	90.00	85.00	79.17	5.88	13.68
Imported	330.00 - 350.00	340.00	363.75	-	-6.53	-	Vilad	60.00 - 70.00	65.00	57.50	57.22	13.04	13.59
<u>Big Onion</u>							Kohu	-	-	19.00	-	-	-
Imported	150.00 - 225.00	192.78	185.45	125.00	3.95	54.22	<u>Other</u>						
Local	-	-	-	-	-	-	Wood Apple	70.00 - 100.00	88.18	110.00	95.56	-19.83	-7.72
<u>Potato</u>							Orange	100.00 - 120.00	112.73	118.00	82.50	-4.47	36.64
Welimada	-	-	-	-	-	-	Avocado	80.00 - 120.00	98.18	74.55	72.31	31.71	35.78
N'Eliya	320.00 - 350.00	337.50	335.00	335.00	0.75	0.75	Slime Apple	32.00 - 40.00	36.00	32.40	26.00	11.11	38.46
Imported	230.00 - 285.00	262.86	185.00	207.14	42.08	26.90	Grapes (Imp., Rs/kg)	1200.00 - 1400.00	1295.00	1360.00	1400.00	-4.78	-7.50
<u>Pulses</u>							King Coconut	150.00 - 180.00	162.00	153.00	85.00	5.88	90.59
Green Gram	800.00 - 850.00	830.00	848.75	900.00	-2.21	-7.78	<u>Sea Fish</u>						
Cowpea (White)	750.00 - 850.00	818.57	788.33	643.57	3.84	27.19	Salaya	160.00 - 400.00	280.00	345.00	538.00	-18.84	-47.96
Cowpea (Red)	700.00 - 800.00	750.00	747.14	776.00	0.38	-3.35	Hurulla	700.00 - 800.00	739.23	610.00	1153.00	21.19	-35.89
Red Dhal	285.00 - 290.00	287.14	286.88	249.29	0.09	15.19	Balaya	450.00 - 700.00	582.50	650.83	1183.00	-10.50	-50.76
<u>Vegetable</u>							Kelawalla	1000.00 - 1500.00	1260.83	1196.67	1585.00	5.36	-20.45
Beans (Butter)	-	-	-	-	-	-	Thora	2500.00 - 3500.00	2792.31	2416.67	2530.00	15.54	10.37
Beans(Green)	400.00 - 650.00	537.00	541.82	412.00	-0.89	30.34	Paraw	1300.00 - 1600.00	1450.00	1457.50	1688.00	-0.51	-14.10
Carrot	280.00 - 350.00	312.00	375.00	334.00	-16.80	-6.59	Mora	900.00 - 1400.00	1139.17	1266.67	1183.33	-10.07	-3.73
Leeks	300.00 - 450.00	374.00	428.00	124.00	-12.62	201.61	Shrimps	1700.00 - 1900.00	1802.50	1775.83	1658.00	1.50	8.72
Beetroot	330.00 - 450.00	382.31	460.00	313.64	-16.89	21.90	Thalapat	1750.00 - 2200.00	1979.17	2058.33	2135.00	-3.85	-7.30
Knolkhol	150.00 - 200.00	184.00	230.00	117.00	-20.00	57.26	<u>Eggs</u>						
Raddish	80.00 - 120.00	96.00	118.00	98.00	-18.64	-2.04	Brown	53.00 - 55.00	54.06	54.06	-	0.00	
Cabbage	120.00 - 200.00	163.00	138.18	138.00	17.96	18.12	White	50.00 - 52.00	51.25	52.06	56.50	-1.56	-9.29
Tomato	180.00 - 250.00	206.00	439.00	475.00	-53.08	-56.63	<u>Dried Fish</u>						
Ladies Fingers	100.00 - 150.00	127.00	149.00	134.00	-14.77	-5.22	Sprats	1500.00 - 1700.00	1591.67	1705.83	2074.44	-6.69	-23.27
Brinjal	100.00 - 200.00	158.00	264.00	238.00	-40.15	-33.61	Sprats (Imported)	750.00 - 950.00	865.83	857.50	990.83	0.97	-12.62
Capsicum	500.00 - 650.00	590.00	550.00	322.00	7.27	83.23	Kattawa	-	-	-	-	-	-
Pumpkin	120.00 - 150.00	133.00	150.00	116.00	-11.33	14.66	Kattawa (Imported)	1300.00 - 1400.00	1332.50	1340.00	1600.00	-0.56	-16.72
Cucumber	80.00 - 100.00	92.00	90.00	64.00	2.22	43.75	Thora	-	-	-	-	-	-
Bitter Gourd	350.00 - 500.00	428.00	512.00	275.00	-16.41	55.64	Thora (Imported)	-	-	-	-	-	-
Snake Gourd	180.00 - 220.00	192.73	202.00	219.00	-4.59	-12.00	Mora	1800.00 - 1950.00	1871.67	1851.67	2037.00	1.08	-8.12
Drumstick	-	-	-	407.00	-	-	Mora (Imported)	-	-	-	-	-	-
Luffa	180.00 - 250.00	205.00	184.00	145.00	11.41	41.38	Balaya	1100.00 - 1200.00	1150.00	1160.83	1819.00	-0.93	-36.78
Long Beans	150.00 - 350.00	254.17	300.00	275.00	-15.28	-7.58	Balaya (Imported)	-	-	-	-	-	-
Ash Plantain	150.00 - 220.00	194.00	202.00	148.00	-3.96	31.08	Anguluwa	-	-	-	-	-	-
Green Chillies	150.00 - 450.00	295.00	170.00	700.00	73.53	-57.86	Anguluwa (Imported)	1400.00 - 1500.00	1460.00	1407.50	1527.14	3.73	-4.40
Lime	600.00 - 700.00	640.00	750.00	272.00	-14.67	135.29	Maduwa	1300.00 - 1450.00	1374.17	1406.67	1508.89	-2.31	-8.93
<u>Root Crops</u>							Maduwa (Imported)	-	-	-	-	-	-
Sweet Potato	120.00 - 150.00	138.00	155.00	108.00	-10.97	27.78	Koduwa	-	-	-	-	-	-
Manioc	100.00 - 120.00	110.00	92.00	151.00	19.57	-27.15	Koduwa (Imported)	-	-	-	-	-	-
<u>Leafy Vegetable</u>							Salaya	340.00 - 450.00	405.00	525.83	937.78	-22.98	-56.81
Mukunuwenna	40.00 - 45.00	41.67	41.67	45.00	0.00	-7.41	Salaya (Imported)	-	-	-	-	-	-
Kankun	40.00 - 45.00	41.67	41.67	45.00	0.00	-7.41							
Gotukola (Rs/kg)	240.00 - 260.00	248.33	306.67	290.00	-19.02	-14.37							

This Week: Week 28: 05 - 11 July 2024
Last Week: Week 27: 28 June - 04 July 2024

Table 15: Colombo &Suburbs: Retail Prices (Rs/kg or Rs/piece)

Week 28: 05 - 11 July 2024

COMMODITY	Range	Average Price			Change Compared to		COMMODITY	Range	Average Price			Change Compared to	
		This Week	Last Week	Last Year	Last Week (%)	Last Year (%)			This Week	Last Week	Last Year	Last Week (%)	Last Year (%)
<u>Rice</u>							<u>Coconut</u>						
Local							Large	110.00 · 130.00	120.20	118.80	111.91	1.40	7.41
Samba 1	230.00 · 270.00	251.35	251.47	228.71	-0.12	9.90	Small	85.00 · 110.00	98.27	95.93	92.81	2.34	5.88
Samba 2	-			217.04									
Keeri Samba	340.00 · 370.00	355.00	355.71	267.32	-0.71	32.80							
Nadu 1	220.00 · 230.00	224.79	224.80	216.40	-0.01	3.88	<u>Fruits (Rs/fruit)</u>						
Nadu 2	-			198.71			Plantain						
Raw (Red)	200.00 · 210.00	205.65	205.20	160.88	0.45	27.83	Ambul (Rs/kg)	180.00 · 300.00	232.50	226.25	201.56	6.25	15.35
Raw (White)	210.00 · 220.00	216.54	216.67	182.00	-0.13	18.98	Kolikuttu (Rs/kg)	450.00 · 560.00	489.70	471.03	485.29	18.66	0.91
Imported							Seeni (Rs/kg)	160.00 · 260.00	214.72	204.57	198.97	10.15	7.92
Samba	290.00 · 300.00	293.33	294.21	232.41	-0.88	26.21	Anamalu	35.00 · 51.00	42.56	40.96	29.74	1.61	43.11
Nadu	-						Ambun	48.00 · 75.00	58.69	52.33	39.09	6.35	50.14
Raw (Red)	-						Papaw(Rs/kg)	200.00 · 300.00	248.86	260.00	200.29	-11.14	24.25
Raw (White)	-			205.83			Passion Fruit	65.00 · 120.00	90.53	94.09	44.71	-3.56	102.48
<u>Dried Chillies</u>							Pineapple Large	500.00 · 700.00	625.00	555.00	1049.11	70.00	-40.43
Imported	800.00 · 1200.00	991.30	994.00	1310.00	-2.70	-24.33	Pineapple Medium	400.00 · 560.00	479.63	408.82	838.45	70.81	-42.80
<u>Onion</u>							Pineapple Small	300.00 · 450.00	364.21	316.88	631.79	47.34	-42.35
Sinnan	-						Mango						
Vedalan	520.00 · 560.00	537.14	570.83	622.80	-33.69	-13.75	Betti	-					
Imported	400.00 · 480.00	447.89	456.32	429.52	-8.42	4.28	Karthakolomban	100.00 · 180.00	137.21	136.48	117.50	0.73	16.77
<u>Big Onion</u>							Vilad	80.00 · 100.00	91.43	73.57	76.38	17.86	19.71
Imported	240.00 · 300.00	267.67	263.00	160.31	4.67	66.97	Kohu	-					
Local	-						<u>Other</u>						
<u>Potato</u>							Wood Apple	100.00 · 170.00	135.23	178.57	145.50	-43.34	-7.06
Welimada	-						Orange	120.00 · 200.00	158.67	173.85	113.90	-15.18	39.30
N'Eliya	400.00 · 480.00	439.09	421.05	423.53	18.04	3.67	Avocado	100.00 · 200.00	153.13	123.84	102.56	29.28	49.30
Imported	240.00 · 280.00	252.00	231.20	246.09	20.80	2.40	Slime Apple	70.00 · 120.00	94.30	91.88	79.08	2.43	19.25
<u>Pulses</u>							Grapes (Imp., Rs/kg)	1700.00 · 2600.00	2242.86	2337.50	2433.33	-94.64	-7.83
Green Gram	1000.00 · 1500.00	1271.43	1290.00	1273.21	-18.57	-0.14	King Coconut	160.00 · 230.00	195.42	194.67	134.52	0.75	45.27
Cowpea (White)	800.00 · 1200.00	1013.48	979.62	929.55	33.86	9.03	<u>Sea Fish</u>						
Cowpea (Red)	800.00 · 1200.00	1000.50	998.00	952.63	2.50	5.03	Salaya	250.00 · 700.00	527.00	619.50	809.38	-92.50	-34.89
Red Dhal	300.00 · 360.00	330.91	332.08	300.61	-1.17	10.08	Hurulla	880.00 · 1000.00	954.44	946.36	1278.89	8.08	-25.37
<u>Vegetable</u>							Balaya	550.00 · 1200.00	938.89	1085.29	1730.77	-146.41	-45.75
Beans (Butter)	-						Kelawalla	1200.00 · 2800.00	2187.50	2087.50	2634.17	100.00	-16.96
Beans(Green)	600.00 · 800.00	700.00	719.67	526.97	-19.67	32.83	Thora	2800.00 · 3750.00	3322.22	3200.00	3669.23	122.22	-9.46
Carrot	400.00 · 600.00	509.26	526.67	496.76	-17.41	2.52	Paraw	1450.00 · 2400.00	2007.69	2154.17	2733.33	-146.47	-26.55
Leeks	460.00 · 640.00	552.22	596.90	328.00	-44.67	68.36	Mora	1200.00 · 1800.00	1500.00	1605.56	2433.33	-105.56	-38.36
Beetroot	360.00 · 600.00	502.00	666.43	490.27	-164.43	2.39	Shrimps	1800.00 · 2100.00	1978.57	2116.67	2068.00	-138.10	-4.32
Knolkhol	330.00 · 600.00	433.46	449.52	310.91	-16.06	39.42	Thalapath	2100.00 · 3400.00	2952.50	2955.88	3250.00	-3.38	-9.15
Raddish	150.00 · 360.00	258.89	276.00	209.38	-17.11	23.65	<u>Eggs</u>						
Cabbage	260.00 · 400.00	349.60	319.66	309.71	29.94	12.88	Brown	54.00 · 56.00	55.13	56.22		-1.10	
Tomato	280.00 · 540.00	388.85	642.76	588.48	-253.91	-33.92	White	52.00 · 55.00	53.06	53.50	57.94	-0.44	-8.41
Ladies Fingers	200.00 · 360.00	290.37	311.43	300.00	-21.06	-3.21	<u>Dried Fish</u>						
Brinjil	240.00 · 400.00	326.15	412.76	346.86	-86.60	-5.97	Sprats	1900.00 · 2450.00	2126.92	2135.00	2340.00	-8.08	-9.11
Capsicum	560.00 · 960.00	795.52	805.00	511.71	-9.48	55.46	Sprats (Imported)	1000.00 · 1400.00	1250.00	1200.00	1268.00	50.00	-1.42
Pumpkin	160.00 · 320.00	257.41	264.83	206.06	-7.42	24.92	Kattawa	1800.00 · 2400.00	2036.36	2068.42	2460.71	-32.06	-17.25
Cucumber	140.00 · 320.00	230.37	214.07	176.11	16.30	30.81	Thora	-					
Bitter Gourd	480.00 · 800.00	619.58	716.79	461.21	-97.20	34.34	Mora	2000.00 · 2600.00	2420.00	2328.57	2447.62	91.43	-1.13
Snake Gourd	260.00 · 480.00	386.40	398.33	361.25	-11.93	6.96	Balaya	1200.00 · 2000.00	1632.14	1713.04	2094.74	-80.90	-22.08
Drumstick	600.00 · 1100.00	878.10	929.60	669.71	-51.50	31.12	Anguluwa	1900.00 · 2400.00	2212.50	2093.33	2400.00	119.17	-7.81
Luffa	320.00 · 480.00	405.42	403.33	307.35	2.08	31.91	Maduwa	-					
Long Beans	300.00 · 560.00	430.00	491.60	439.35	-61.60	-2.13	Koduwa	-					
Ash Plantain	250.00 · 400.00	329.60	375.93	295.76	-46.33	11.44	Salaya	800.00 · 1200.00	975.00	1046.67	1268.18	-71.67	-23.12
Green Chillies	350.00 · 700.00	544.23	435.00	984.24	109.23	-44.71	<u>Meat</u>						
Lime	800.00 · 1600.00	1274.07	1351.72	542.65	-77.65	134.79	Beef (without Bones)	2500.00 · 2800.00	2600.00	2580.00	2333.33	20.00	11.43
<u>Root Crops</u>							Chicken (Broiler)	1100.00 · 1200.00	1157.27	1145.38	1541.00	11.89	-24.90
Sweet Potato	160.00 · 360.00	283.93	286.90	216.77	-2.97	30.98	Chicken (Curry)	1100.00 · 1450.00	1208.33	1204.55	1572.22	3.79	-23.14
Manioc	150.00 · 250.00	208.28	205.36	223.13	2.92	-6.66	Mutton	3300.00 · 3400.00	3375.00	3477.78	3211.11	-102.78	5.10
<u>Leafy Vegetable</u>							Pork	1200.00 · 1500.00	1333.33	1325.00	1600.00	8.33	-16.67
Mukunuwenna	50.00 · 100.00	75.20	73.70	75.45	1.50	-0.34							
Kankun	50.00 · 100.00	75.20	75.56	75.45	-0.36	-0.34							
Gotukola	100.00 · 150.00	113.60	110.77	98.62	2.83	15.19							

This Week:
Last Week:

Week 28: 05 - 11 July 2024
Week 27: 28 June - 04 July 2024

Table 16: Farmgate/Producer Prices of Food Commodities in Selected Producing Areas (Rs/kg)

Week 28: 05 - 11 July 2024

COMMODITY	Range	Average Price	COMMODITY	Range	Average Price	COMMODITY	Range	Average Price
Paddy			Vegetable (Up Country)			Snake Gourd		
Short Grain			Beans			Dambulla	125.00 - 140.00	133.00
A'pura	121.00 - 123.00	121.80	Dambulla	440.00 - 460.00	452.50	Hambantota	-	
P'haruwa	-		Welimada	540.00 - 560.00	552.00	Embilipitiya	170.00 - 200.00	184.00
Kalawewa	-		Badulla	450.00 - 480.00	460.00	Matara	-	
Kurunegala	-		Carrot			A'pura	160.00 - 180.00	168.00
Dehiattakandiya	123.00 - 125.00	124.33	N'Eliya	330.00 - 340.00	336.00	Luffa		
Nikaweratiya	-		Welimada	-		Dambulla	240.00 - 290.00	272.00
Ampara	-		Hanguranketha	-		Hambantota	-	
Long Grain (White)			Leeks			Embilipitiya	240.00 - 260.00	250.00
A'pura	117.00 - 119.00	117.80	N'Eliya	380.00 - 390.00	385.00	Matara	-	
P'haruwa	-		Welimada	340.00 - 360.00	348.00	A'pura	200.00 - 220.00	208.00
Kalawewa	-		Beetroot			Green Chillies		
Kurunegala	-		N'Eliya	280.00 - 290.00	285.00	Dambulla	300.00 - 350.00	326.00
Dehiattakandiya	113.00 - 125.00	118.67	Dambulla	220.00 - 250.00	235.00	Hambantota	-	
Embilipitiya	-		Kurunegala	-		Embilipitiya	500.00 - 530.00	515.00
Nikaweratiya	-		Welimada	270.00 - 280.00	276.00	Puttalam	-	
Hambantota	-		Hanguranketha	-		A'pura	350.00 - 400.00	370.00
Ampara	-		Knol Khol			Pumpkin		
Long Grain (Red)			N'Eliya	150.00 - 160.00	156.00	Dambulla	115.00 - 125.00	122.00
Matara	115.00 - 116.00	115.50	Welimada	150.00 - 160.00	156.00	Hambantota	-	
Hambantota	-		Hanguranketha	-		Embilipitiya	100.00 - 130.00	117.50
Embilipitiya	110.00 - 112.00	110.75	Raddish			Matara	90.00 - 110.00	102.50
Keeri Samba			N'Eliya	75.00 - 90.00	81.00	A'pura	90.00 - 110.00	98.00
A'pura	135.00 - 140.00	137.00	Welimada	45.00 - 55.00	50.00	Moneragala	80.00 - 100.00	88.00
P'haruwa	-		Hambantota	-		Cucumber		
Kalawewa	-		Hanguranketha	-		A'pura	50.00 - 70.00	58.00
Kurunegala	-		Cabbage			Dambulla	57.00 - 67.00	62.00
Dehiattakandiya	133.00 - 133.00	133.00	N'Eliya	170.00 - 190.00	180.00	Hambantota	-	
Red Onion			Welimada	140.00 - 150.00	145.00	Matara	60.00 - 70.00	63.75
Puttalam	-		Badulla	120.00 - 150.00	130.00	Long Beans		
Jaffna	290.00 - 320.00	304.00	Hanguranketha	-		Dambulla	145.00 - 167.50	157.50
Big Onion			Tomato			Hambantota	-	
Dambulla	-		Welimada	120.00 - 130.00	125.00	Embilipitiya	200.00 - 230.00	216.00
Kalawewa	-		Hambantota	-		Matara	200.00 - 230.00	212.50
A'pura	-		Dambulla	162.50 - 190.00	174.00	A'pura	200.00 - 240.00	216.00
Potato			Hanguranketha	-		Ash Plantain		
N'Eliya	280.00 - 300.00	291.00	Vegetable (Low Country)			Hambantota	-	
Badulla	-		Ladies Fingers			Embilipitiya	110.00 - 130.00	120.00
Welimada	265.00 - 270.00	268.00	A'pura	180.00 - 200.00	188.00	Matara	100.00 - 110.00	105.00
Pulses			Dambulla	140.00 - 145.00	142.00	Lime		
Green Gram			Hambantota	-		Hambantota	-	
Hambantota	-		Embilipitiya	120.00 - 140.00	130.00	Embilipitiya	500.00 - 550.00	527.50
Moneragala	600.00 - 620.00	608.00	Matara	80.00 - 100.00	87.50	Moneragala	600.00 - 650.00	620.00
Embilipitiya	600.00 - 620.00	610.00	Brinjal			Fruits (Rs/kg)		
Nikaweratiya	-		A'pura	140.00 - 160.00	148.00	Banana		
A'pura	600.00 - 650.00	625.00	Dambulla	110.00 - 130.00	122.00	Ambul		
Cowpea			Hambantota	-		Moneragala	50.00 - 60.00	54.00
Hambantota	-		Embilipitiya	120.00 - 150.00	135.00	Embilipitiya	80.00 - 100.00	92.00
Nikaweratiya	-		Matara	100.00 - 120.00	107.50	Hambantota	-	
Moneragala	650.00 - 680.00	662.00	Welimada	120.00 - 130.00	125.00	Kolikuttu		
Embilipitiya	700.00 - 720.00	710.00	Capsicum			Moneragala	150.00 - 180.00	162.00
Maize			Badulla	400.00 - 400.00	400.00	Embilipitiya	300.00 - 320.00	307.50
A'pura	140.00 - 145.00	142.50	Welimada	570.00 - 585.00	580.00	Hambantota	-	
Kalawewa	-		Bitter Gourd			Papaw		
Gingelly			A'pura	400.00 - 440.00	416.00	Moneragala	90.00 - 100.00	94.00
A'pura	500.00 - 530.00	515.00	Dambulla	290.00 - 330.00	314.00	Embilipitiya	150.00 - 170.00	161.25
Kalawewa	-		Hambantota	-		Hambantota	-	
Black Gram			Embilipitiya	400.00 - 430.00	416.67	Pineapple		
A'pura	600.00 - 620.00	610.00	Matara	300.00 - 350.00	327.50	Divulapitiya	-	
Kalawewa	-							

CROP	PELIYAGODA	MAHARAGAMA	KIRULAPONE	NUGEGODA	NARAHENPITA	DEMATAGODA	THOTALANGA	KADAWATHA	KIRIBATHGODA
<u>Rice</u>									
Local									
Samba 1	230.00 - 260.00	230.00 - 270.00	230.00 - 270.00	230.00 - 260.00	240.00 - 270.00	230.00 - 270.00	250.00 - 270.00	230.00 - 260.00	230.00 - 270.00
Samba 2	-	-	-	-	-	-	-	-	-
Keeri Samba	340.00 - 360.00	350.00 - 350.00	350.00 - 360.00	360.00 - 370.00	360.00 - 360.00	360.00 - 360.00	340.00 - 370.00	360.00 - 370.00	350.00 - 370.00
Nadu 1	220.00 - 220.00	225.00 - 230.00	220.00 - 230.00	220.00 - 230.00	220.00 - 230.00	220.00 - 230.00	220.00 - 230.00	220.00 - 230.00	220.00 - 230.00
Nadu 2	-	-	-	-	-	-	-	-	-
Raw (Red)	200.00 - 210.00	200.00 - 210.00	200.00 - 210.00	200.00 - 210.00	210.00 - 210.00	200.00 - 210.00	200.00 - 210.00	200.00 - 210.00	200.00 - 210.00
Raw (White)	210.00 - 220.00	210.00 - 220.00	210.00 - 220.00	210.00 - 220.00	210.00 - 220.00	210.00 - 220.00	210.00 - 220.00	210.00 - 220.00	210.00 - 220.00
Imported									
Samba	290.00 - 290.00	300.00 - 300.00	300.00 - 300.00	290.00 - 300.00	300.00 - 300.00	290.00 - 300.00	290.00 - 300.00	290.00 - 290.00	290.00 - 290.00
Nadu	-	-	-	-	-	-	-	-	-
Raw (Red)	-	-	-	-	-	-	-	-	-
Raw (White)	-	-	-	-	-	-	-	-	-
<u>Dried Chillies</u>									
Imported	800.00 - 850.00	1200.00 - 1200.00	850.00 - 1000.00	1200.00 - 1200.00	1100.00 - 1200.00	800.00 - 1100.00	800.00 - 1200.00	900.00 - 1200.00	1000.00 - 1200.00
<u>Red Onion</u>									
Sinnan	-	-	-	-	-	-	-	-	-
Vedalan	-	540.00 - 560.00	520.00 - 540.00	560.00 - 560.00	520.00 - 520.00	-	520.00 - 520.00	-	-
Imported	400.00 - 480.00	480.00 - 480.00	440.00 - 480.00	400.00 - 480.00	480.00 - 480.00	480.00 - 480.00	400.00 - 450.00	480.00 - 480.00	480.00 - 480.00
<u>Big Onion</u>									
Imported	240.00 - 260.00	260.00 - 300.00	250.00 - 280.00	240.00 - 300.00	280.00 - 300.00	240.00 - 300.00	260.00 - 280.00	240.00 - 280.00	240.00 - 280.00
Local	-	-	-	-	-	-	-	-	-
<u>Potato</u>									
Welimada	-	-	-	-	-	-	-	-	-
N'Eliya	400.00 - 440.00	440.00 - 460.00	440.00 - 440.00	440.00 - 480.00	440.00 - 440.00	440.00 - 440.00	-	440.00 - 440.00	440.00 - 440.00
Imported	240.00 - 240.00	240.00 - 260.00	240.00 - 260.00	260.00 - 260.00	240.00 - 240.00	240.00 - 240.00	240.00 - 280.00	260.00 - 280.00	240.00 - 240.00
<u>Pulses</u>									
Green Gram	1000.00 - 1200.00	1200.00 - 1500.00	1100.00 - 1400.00	1200.00 - 1500.00	1200.00 - 1500.00	1000.00 - 1000.00	1200.00 - 1400.00	1200.00 - 1400.00	1400.00 - 1500.00
Cowpea (White)	850.00 - 1000.00	1000.00 - 1100.00	1000.00 - 1100.00	1100.00 - 1200.00	900.00 - 1200.00	1000.00 - 1000.00	800.00 - 1000.00	950.00 - 1100.00	1100.00 - 1200.00
Cowpea (Red)	880.00 - 900.00	1000.00 - 1100.00	1000.00 - 1000.00	1100.00 - 1200.00	900.00 - 1100.00	900.00 - 900.00	800.00 - 1000.00	850.00 - 1100.00	1100.00 - 1200.00
Red Dhal	300.00 - 320.00	340.00 - 360.00	310.00 - 330.00	340.00 - 360.00	360.00 - 360.00	320.00 - 340.00	300.00 - 320.00	320.00 - 320.00	340.00 - 360.00

Annex 02 - Colombo Markets: Retail Prices of Vegetables (Rs/kg) and Coconut (Rs/nut)

Week 28: 05 - 11 July 2024

CROP	PELIYAGODA	MAHARAGAMA	KIRULAPONE	NUGEGODA	NARAHENPITA	DEMATAGODA	THOTALANGA	KADAWATHA	KIRIBATHGODA
<i>Vegetable</i>									
Beans	600.00 - 700.00	720.00 - 760.00	640.00 - 720.00	800.00 - 800.00	600.00 - 800.00	600.00 - 660.00	680.00 - 700.00	700.00 - 800.00	650.00 - 800.00
Carrot	400.00 - 460.00	560.00 - 600.00	480.00 - 520.00	500.00 - 600.00	430.00 - 480.00	480.00 - 480.00	450.00 - 540.00	480.00 - 600.00	450.00 - 600.00
Leeks	460.00 - 500.00	540.00 - 640.00	600.00 - 640.00	600.00 - 640.00	500.00 - 560.00	460.00 - 460.00	500.00 - 540.00	600.00 - 640.00	460.00 - 550.00
Beetroot	360.00 - 400.00	560.00 - 600.00	400.00 - 520.00	400.00 - 600.00	460.00 - 600.00	600.00 - 600.00	600.00 - 600.00	480.00 - 600.00	400.00 - 460.00
Knolkhol	330.00 - 400.00	440.00 - 480.00	480.00 - 480.00	600.00 - 600.00	360.00 - 400.00	400.00 - 400.00	350.00 - 400.00	420.00 - 600.00	400.00 - 450.00
Raddish	150.00 - 160.00	340.00 - 360.00	240.00 - 360.00	340.00 - 360.00	200.00 - 320.00	240.00 - 260.00	180.00 - 200.00	240.00 - 320.00	250.00 - 300.00
Cabbage	280.00 - 300.00	400.00 - 400.00	360.00 - 400.00	400.00 - 400.00	260.00 - 400.00	320.00 - 320.00	360.00 - 380.00	400.00 - 400.00	280.00 - 340.00
Tomato	280.00 - 300.00	540.00 - 540.00	480.00 - 540.00	320.00 - 400.00	350.00 - 480.00	320.00 - 360.00	300.00 - 380.00	420.00 - 480.00	300.00 - 400.00
Ladies Fingers	200.00 - 220.00	360.00 - 360.00	320.00 - 360.00	240.00 - 300.00	260.00 - 300.00	320.00 - 340.00	240.00 - 260.00	300.00 - 320.00	320.00 - 360.00
Brinjal	240.00 - 260.00	400.00 - 400.00	320.00 - 400.00	240.00 - 400.00	260.00 - 360.00	320.00 - 320.00	260.00 - 300.00	320.00 - 400.00	300.00 - 400.00
Capsicum	580.00 - 680.00	900.00 - 960.00	800.00 - 960.00	560.00 - 860.00	750.00 - 800.00	780.00 - 800.00	600.00 - 700.00	760.00 - 800.00	700.00 - 950.00
Pumpkin	160.00 - 200.00	240.00 - 320.00	280.00 - 320.00	240.00 - 320.00	240.00 - 260.00	240.00 - 260.00	200.00 - 240.00	280.00 - 320.00	200.00 - 300.00
Cucumber	140.00 - 160.00	280.00 - 320.00	240.00 - 280.00	200.00 - 260.00	200.00 - 220.00	240.00 - 260.00	150.00 - 160.00	240.00 - 320.00	240.00 - 320.00
Bitter Gourd	480.00 - 600.00	540.00 - 640.00	700.00 - 800.00	760.00 - 800.00	480.00 - 560.00	-	540.00 - 550.00	600.00 - 800.00	500.00 - 600.00
Snake Gourd	260.00 - 320.00	400.00 - 480.00	400.00 - 480.00	400.00 - 400.00	340.00 - 360.00	480.00 - 480.00	340.00 - 380.00	400.00 - 480.00	350.00 - 480.00
Drumstick	600.00 - 700.00	1000.00 - 1100.00	720.00 - 1000.00	1000.00 - 1000.00	900.00 - 1100.00	1000.00 - 1000.00	600.00 - 660.00	1100.00 - 1100.00	700.00 - 900.00
Luffa	320.00 - 360.00	480.00 - 480.00	400.00 - 480.00	400.00 - 480.00	360.00 - 400.00	-	350.00 - 380.00	400.00 - 480.00	450.00 - 480.00
Long Beans	300.00 - 400.00	480.00 - 560.00	400.00 - 480.00	560.00 - 560.00	320.00 - 460.00	-	360.00 - 420.00	340.00 - 480.00	450.00 - 500.00
Ash Plantain	250.00 - 260.00	360.00 - 400.00	320.00 - 400.00	340.00 - 400.00	340.00 - 400.00	320.00 - 320.00	280.00 - 320.00	320.00 - 320.00	280.00 - 300.00
Green Chillies	350.00 - 400.00	700.00 - 700.00	560.00 - 700.00	600.00 - 700.00	500.00 - 600.00	400.00 - 600.00	380.00 - 460.00	540.00 - 600.00	540.00 - 700.00
Lime	800.00 - 1000.00	1200.00 - 1500.00	1200.00 - 1600.00	1200.00 - 1500.00	1100.00 - 1400.00	1300.00 - 1400.00	900.00 - 1000.00	1600.00 - 1600.00	1000.00 - 1600.00
<i>Root Crops</i>									
Sweet Potato	160.00 - 200.00	280.00 - 360.00	240.00 - 320.00	240.00 - 320.00	320.00 - 350.00	320.00 - 320.00	240.00 - 280.00	320.00 - 360.00	200.00 - 300.00
Manioc	150.00 - 160.00	220.00 - 240.00	220.00 - 240.00	250.00 - 250.00	200.00 - 240.00	240.00 - 250.00	180.00 - 200.00	180.00 - 200.00	180.00 - 200.00
<i>Leafy Vegetable</i>									
Mukunuwenna	50.00 - 50.00	80.00 - 80.00	70.00 - 70.00	100.00 - 100.00	80.00 - 80.00	80.00 - 80.00	50.00 - 50.00	80.00 - 80.00	80.00 - 80.00
Kankun	50.00 - 50.00	80.00 - 80.00	70.00 - 70.00	100.00 - 100.00	80.00 - 80.00	80.00 - 80.00	50.00 - 50.00	80.00 - 80.00	80.00 - 80.00
Gotukola	100.00 - 100.00	100.00 - 100.00	100.00 - 120.00	100.00 - 120.00	120.00 - 150.00	120.00 - 120.00	100.00 - 100.00	120.00 - 120.00	120.00 - 120.00
<i>Coconut</i>									
Large	110.00 - 110.00	120.00 - 120.00	120.00 - 130.00	120.00 - 120.00	110.00 - 120.00	120.00 - 120.00	120.00 - 120.00	120.00 - 130.00	110.00 - 125.00
Small	90.00 - 100.00	100.00 - 100.00	90.00 - 100.00	110.00 - 110.00	90.00 - 100.00	85.00 - 95.00	100.00 - 110.00	100.00 - 110.00	90.00 - 90.00

Annex 03 - Colombo Markets: Retail Prices of Fruits (Rs/fruit)

Week 28: 05 - 11 July 2024

CROP	PELIYAGODA	MAHARAGAMA	KIRULAPONE	NUGEGODA	NARAHENPITA	DEMATAGODA	THOTALANGA	KADAWATHA	KIRIBATHGODA
<i>Plantain</i>									
Ambul (Rs/Kg)	230.00 - 260.00	240.00 - 250.00	260.00 - 300.00	200.00 - 240.00	250.00 - 300.00	180.00 - 220.00	180.00 - 200.00	200.00 - 240.00	200.00 - 230.00
Kolikuttu (Rs/Kg)	450.00 - 480.00	480.00 - 540.00	500.00 - 550.00	450.00 - 480.00	500.00 - 550.00	480.00 - 550.00	450.00 - 500.00	450.00 - 500.00	450.00 - 560.00
Seeni (Rs/Kg)	200.00 - 230.00	220.00 - 250.00	250.00 - 260.00	200.00 - 240.00	200.00 - 250.00	200.00 - 220.00	160.00 - 180.00	200.00 - 230.00	200.00 - 230.00
Anamalu	37.00 - 42.00	45.00 - 50.00	50.00 - 50.00	40.00 - 50.00	38.00 - 43.00	43.00 - 51.00	35.00 - 42.00	46.00 - 46.00	37.00 - 42.00
Ambun	48.00 - 52.00	55.00 - 65.00	70.00 - 75.00	60.00 - 65.00	50.00 - 60.00	64.00 - 68.00	50.00 - 50.00	64.00 - 64.00	52.00 - 60.00
<i>Pineapple</i>									
Large	500.00 - 520.00	650.00 - 700.00	700.00 - 700.00	550.00 - 700.00	550.00 - 585.00	650.00 - 700.00	550.00 - 650.00	-	650.00 - 700.00
Medium	400.00 - 420.00	500.00 - 560.00	480.00 - 550.00	440.00 - 500.00	450.00 - 450.00	480.00 - 550.00	450.00 - 500.00	400.00 - 400.00	450.00 - 550.00
Small	320.00 - 340.00	400.00 - 430.00	450.00 - 450.00	320.00 - 400.00	350.00 - 350.00	300.00 - 390.00	300.00 - 400.00	350.00 - 350.00	300.00 - 300.00
<i>Mango</i>									
Betti	-	-	-	-	-	-	-	-	-
Karthakolomban	100.00 - 120.00	100.00 - 150.00	130.00 - 150.00	180.00 - 180.00	100.00 - 100.00	100.00 - 100.00	-	112.00 - 125.00	100.00 - 100.00
Vilad	80.00 - 80.00	-	-	100.00 - 100.00	80.00 - 100.00	-	-	-	-
Kohu	-	-	-	-	-	-	-	-	-
<i>Other Fruits</i>									
Wood Apple	100.00 - 120.00	150.00 - 165.00	120.00 - 170.00	160.00 - 170.00	140.00 - 140.00	-	-	100.00 - 100.00	100.00 - 120.00
Orange	150.00 - 160.00	200.00 - 200.00	150.00 - 180.00	200.00 - 200.00	160.00 - 170.00	120.00 - 120.00	-	160.00 - 160.00	130.00 - 140.00
Avocado	100.00 - 140.00	150.00 - 160.00	180.00 - 200.00	200.00 - 200.00	125.00 - 130.00	100.00 - 130.00	-	-	100.00 - 160.00
Slime Apple	70.00 - 75.00	120.00 - 120.00	110.00 - 120.00	110.00 - 120.00	90.00 - 100.00	-	70.00 - 70.00	-	75.00 - 85.00
Grapes (Rs/Kg)	1700.00 - 1700.00	2600.00 - 2600.00	2500.00 - 2600.00	2000.00 - 2500.00	2000.00 - 2400.00	2000.00 - 2000.00	2000.00 - 2000.00	2300.00 - 2500.00	2000.00 - 2200.00
Papaw (Rs/Kg)	200.00 - 220.00	300.00 - 300.00	300.00 - 300.00	250.00 - 260.00	280.00 - 300.00	250.00 - 280.00	200.00 - 250.00	200.00 - 230.00	230.00 - 280.00
Passion	70.00 - 85.00	-	120.00 - 120.00	100.00 - 100.00	80.00 - 90.00	70.00 - 80.00	65.00 - 65.00	-	95.00 - 100.00
King Coconut	160.00 - 180.00	200.00 - 220.00	200.00 - 230.00	180.00 - 200.00	180.00 - 200.00	230.00 - 230.00	160.00 - 180.00	160.00 - 200.00	180.00 - 200.00

Annex 04 - Colombo Markets: Retail Prices of Sea Fish and Dried Fish (Rs/kg)

Week 28: 05 - 11 July 2024

31

CROP	PELIYAGODA	MAHARAGAMA	KIRULAPONE	NUGEGODA	NARAHENPITA	DEMATAGODA	THOTALANGA	KADAWATHA	KIRIBATHGODA
<i>Sea Fish</i>									
Salaya	250.00 - 300.00	520.00 - 520.00	600.00 - 600.00	700.00 - 700.00	600.00 - 600.00	500.00 - 600.00	600.00 - 600.00	600.00 - 620.00	700.00 - 700.00
Hurulla	900.00 - 950.00	-	-	-	980.00 - 980.00	880.00 - 900.00	1000.00 - 1000.00	-	-
Balaya	550.00 - 600.00	1200.00 - 1200.00	-	-	-	1200.00 - 1200.00	800.00 - 900.00	800.00 - 800.00	-
Kelawalla	1200.00 - 1250.00	2800.00 - 2800.00	2000.00 - 2100.00	2600.00 - 2600.00	2800.00 - 2800.00	1600.00 - 1600.00	1800.00 - 2000.00	2400.00 - 2800.00	2800.00 - 2800.00
Thora	2850.00 - 3750.00	3400.00 - 3400.00	-	3600.00 - 3600.00	3600.00 - 3600.00	-	2800.00 - 2800.00	-	-
Paraw	1450.00 - 1550.00	2400.00 - 2400.00	-	2400.00 - 2400.00	1700.00 - 1700.00	2400.00 - 2400.00	1600.00 - 1600.00	2400.00 - 2400.00	-
Mora	1400.00 - 1550.00	-	-	-	1800.00 - 1800.00	1200.00 - 1300.00	-	1800.00 - 1800.00	-
Shrimps Small	2000.00 - 2100.00	1800.00 - 1800.00	2100.00 - 2100.00	1900.00 - 1900.00	1800.00 - 1800.00	1800.00 - 2000.00	2000.00 - 2000.00	1900.00 - 1900.00	2100.00 - 2100.00
Talapath	2100.00 - 2400.00	3200.00 - 3200.00	3200.00 - 3200.00	3200.00 - 3200.00	3400.00 - 3400.00	3000.00 - 3200.00	2800.00 - 2800.00	3400.00 - 3400.00	3400.00 - 3400.00
<i>Eggs (Rs/egg)</i>									
Brown	55.00 - 55.00	55.00 - 55.00	54.00 - 54.00	55.00 - 56.00	55.00 - 56.00	55.00 - 56.00	55.00 - 56.00	56.00 - 56.00	54.00 - 56.00
White	53.00 - 53.00	53.00 - 53.00	52.00 - 53.00	52.00 - 55.00	53.00 - 54.00	53.00 - 54.00	52.00 - 52.00	55.00 - 55.00	52.00 - 53.00
<i>Dried Fish</i>									
Sprats	2300.00 - 2300.00	1900.00 - 2000.00	2400.00 - 2450.00	2000.00 - 2200.00	2000.00 - 2000.00	1900.00 - 2000.00	-	-	2100.00 - 2200.00
Kattawa	1800.00 - 2000.00	1900.00 - 1900.00	2000.00 - 2200.00	2400.00 - 2400.00	1800.00 - 2400.00	2000.00 - 2300.00	1800.00 - 2000.00	1900.00 - 1900.00	-
Thora	-	-	-	-	-	-	-	-	-
Mora	2000.00 - 2400.00	2400.00 - 2400.00	2600.00 - 2600.00	-	2400.00 - 2400.00	-	-	-	2600.00 - 2600.00
Balaya	1200.00 - 1400.00	1600.00 - 1600.00	1600.00 - 1650.00	1800.00 - 1800.00	2000.00 - 2000.00	1700.00 - 1800.00	-	1600.00 - 1600.00	2000.00 - 2000.00
Anguluwa	2100.00 - 2100.00	1900.00 - 2000.00	2200.00 - 2200.00	2400.00 - 2400.00	2400.00 - 2400.00	-	-	-	2300.00 - 2300.00
Salaya	800.00 - 1000.00	-	1000.00 - 1000.00	800.00 - 800.00	1200.00 - 1200.00	-	1200.00 - 1200.00	-	800.00 - 800.00
<i>Meat</i>									
Beef (without Bones)	-	2500.00 - 2500.00	2600.00 - 2600.00	-	2800.00 - 2800.00	-	2500.00 - 2500.00	-	2600.00 - 2600.00
Chicken (Broiler)	-	1110.00 - 1110.00	1160.00 - 1160.00	1160.00 - 1160.00	1100.00 - 1100.00	1150.00 - 1150.00	1150.00 - 1150.00	1180.00 - 1180.00	1200.00 - 1200.00
Chicken (Curry)	-	-	-	1450.00 - 1450.00	1200.00 - 1200.00	1200.00 - 1200.00	1200.00 - 1200.00	1100.00 - 1100.00	1100.00 - 1100.00
Mutton	-	3300.00 - 3300.00	3400.00 - 3400.00	-	3300.00 - 3300.00	-	3400.00 - 3400.00	3400.00 - 3400.00	3400.00 - 3400.00
Pork	-	1500.00 - 1500.00	1300.00 - 1300.00	-	-	-	-	1200.00 - 1200.00	-

Annex 05 : Food Composition of Selected Food Commodities

Commodity	Energy (kcal/100g)	Protein (g/100g)	Total fat (g/100g)	Retinol Eq (µ g/100g)	Vit B2 (mg/100g)	Vit B6 (mg/100g)	Folate (µg/100g)	Vit C (mg/100g)	Calcium (mg/100g)	Magnesium (mg/100g)	Iron (mg/100g)	Zinc (mg/100g)
Rice												
Rice - (white Kekulu - normal)	361	9.88	1.52	-	0.03	0.09	10.67	-	6.94	26.29	1.22	1.5
Rice - (white Kekulu Samba)	355	8.81	1.53	-	0.03	0.09	8.11	-	9.82	30.48	0.92	1.7
Rice - (Red Kekulu - normal)	366	8.64	2.12	-	0.05	0.1	8.39	-	4.73	31.7	0.88	1.84
Rice -Samba	369	6.86	2.45	-	0.05	0.13	12.79	-	8.71	37.26	1.18	1.49
Rice - Nadu White	366	7.76	1.48	-	0.03	0.12	9.35	-	4.57	20.1	0.64	1.61
Dried chilies	233	12.68	6.41	437	0.84	0.42	46.83	NA	107	231	5.39	1.65
Onion												
Big onions	48	1.67	0.24	0.16	0.01	0.1	32.99	7.58	14.82	16.94	0.45	0.25
Red onions	55	2.13	0.15	0.18	0.02	0.13	30.15	14.26	20.37	19.32	0.31	0.28
Potatoes	71	1.67	0.25		0.01	0.09	14.31	20.5	9.83	23.84	0.46	0.29
Pulses												
Green gram	290	21.97	0.93	19.5	0.28	0.33	135	NA	98.96	146	4.15	2.86
White cowpea	320	21.25	1.14	1.36	0.09	0.26	249	NA	84.1	213	5.04	3.57
Red cowpea	320	20.24	1.08	0.96	0.11	0.27	273	NA	81.83	194	4.95	3.4
Red Dhal	319	23.09	0.77	1.06	1.6	0.22	55	NA	41.27	66.63	7.45	3.34
Vegetables												
Beans	46	3.95	0.15	6.64	0.1	0.3	45.2	7.02	35.68	45.56	0.7	0.59
Carrot	30	0.85	0.45	1240	0.03	0.1	24.71	5.93	27.65	11.7	0.59	0.25
Leeks	30	1.74	0.49	18.56	0.02	0.19	42.63	4.65	29.28	11.77	1.49	0.43
Beetroot	31	2.12	0.15	1.52	0.01	0.09	108	4.51	20.29	34.88	0.77	0.29
Knolkhol	16	1.69	0.34		0.05	0.19	12.7	77.64	40.09	19.35	0.23	0.18
Radish	29	0.75	0.11		0.02	0.09	18.09	12.13	35.64	13.56	0.38	0.16
Cabbage	21	1.35	0.14	3.35	0.05	0.14	52.66	29.62	56.85	18.47	0.33	0.16

Tomatoes	20	0.88	0.56	165	0.03	0.09	20.16	25.58	9.69	14.93	0.31	0.12
Ladies fingers	26	2.06	0.19	12.41	0.08	0.28	70.62	24.48	92.26	55.23	0.96	0.44
Brinjal (Pandora Striped)	29	1.49	0.31	23	0.12	0.09	30.99	1.49	18.95	18	0.32	0.19
Brinjal (Chinese eggplant)	24	1.28	0.33	16.83	0.12	0.11	32.94	3.37	14.4	21.18	0.28	0.16
Capsicum	23	1.22	0.34	38.96	0.03	0.29	28.65	49.63	12.65	11.21	0.21	0.31
Pumpkin (Common)	31	0.86	0.3	30.41	0.02	0.09	17.72	8.73	18.75	9.93	0.49	0.25
Cucumber	19	0.98	0.24	0.58	0.01	0.08	19.66	4.08	22.1	18.22	0.67	0.21
Bitter gourd	19	1.47	0.23	55.08	0.05	0.06	53.1	46.89	25.19	35.81	1.75	0.26
Snake gourd (Dark green)	11	0.82	0.25	10.41	0.03	0.12	18.09	3.54	26.83	25.84	0.41	0.11
Snake gourd (Pale green)	11	0.89	0.25	5.14	0.03	0.07	16.52	2.85	27.11	21.77	0.47	0.2
Drumstick	30	2.48	0.12	3.13	0.06	0.12	60.48	92.33	22.27	28.51	0.5	0.26
Watakolu	12	0.86	0.15	59.33	0.01	0.07	25.48	6.41	14.67	14.01	4.42	0.45
Long beans	24	3.36	0.3	-	0.06	0.11	99.98	8.93	44.22	33.17	1.01	0.08
Ash Plantain	76	2.84	0.56	0.06	0.02	0.07	6.82	4.49	5.19	22.55	0.39	0.21
Green chillies	39	2.28	0.76	38.16	0.08	0.25	21.29	98.61	20.25	36.91	1.25	0.29
Limes	26	0.66	0.26	0.36	0.01	0.05	12.1	38.05	26	15.25	0.12	0.05
Kekiri	17	1.01	0.25	0.76	0.01	0.07	17.34	8.07	25.72	26.2	0.63	0.22
Ash pumpkin (Ash guord)	18	0.8	0.15		0.01	0.15	14.17	9.14	19.27	23.62	0.48	0.13
Cho-Cho	19	0.58	0.12	0.3	0.04	0.07	63.81	23.76	20.55	13.02	0.49	0.12
Thalana batu (Little prince)	21	1.28	0.39	24.33	0.12	0.09	38.63	2.4	12.38	19.62	0.31	0.22
Thalana batu (Thai eggplant)	21	1.45	0.26	18.33	0.11	0.09	31.18	2.71	17.24	37.22	0.37	0.24
Thibbatu	61	1.66	1.96	15.89	0.03	1.02	72.39	10.8	105	57.46	1.06	0.59
Kohila yams	27	0.64	0.16	1.72	0.01	0.14	4.64	1.67	52.33	33.95	0.61	1.62
Kehel muwa	19	1.36	0.63	4.27	0.02	0.12	40.51	8.16	35.09	31.43	0.38	0.39
Ambaralla	37	0.73	0.44	3.36	0.01	0.1	44.49	35.51	20.7	9.28	0.7	0.12
Mango	50	0.75	0.09	14.5	0.02	0.14	34.89	91.63	28.56	17.74	0.5	0.09
Mushroom	27	2.54	0.42	-	0.15	0.13	7.81	11.56	0.9	14.42	1.32	0.79
Dambala	21	1.84	0.2	38.74	0.08	0.4	33.69	19.82	68.24	31.38	1.2	0.44
Coconuts nuts	390	3.67	39.92	-	0.05	0.11	14.86	-				

Root Crop												
Sweet potato	108	1.27	0.33	NA	0.04	0.09	14.44	22.2	28.93	21.05	0.51	0.14
Manioc	78	0.92	0.19	NA	0.07	0.2	0.1	1.95	25.31	19.08	19.78	23.73
Nelum ala/Lotus root	79	1.94	0.93	NA	0.05	0.19	26.49	26.63	37.71	26.58	3.34	0.35
Kiriala	87	3.96	0.15	1.19	0.03	0.16	20.17	2.71	30.79	41.52	0.6	0.42
Iniala	103	3.2	0.3	33.14	0.01	0.22	22.19	13.03	40.99	28.98	1.31	0.29
Leafy Vegetables												
Mukunuwanna	28	3.15	0.55	92.25	0.09	0.27	96.14	3.24	135	45.38	1.7	1.03
Gotukola	15	0.64	0.47	226	0.07	0.23	70.11	6.74	96.31	41.42	1.25	0.66
Kankun	15	0.47	0.37	1614	0.08	0.4	33.69	19.82	49.21	18.35	1.32	0.44
Kathurumurunga	70	8.01	1.35	2097	0.33	0.22	120	121	901	96.64	4.36	0.53
Nivithi	22	2.2	0.47	959	0.06	0.11	74.05	10.26	163	61.37	1.49	0.67
Thampala	32	3.55	0.72	1474	0.21	0.22	74.27	82	258	209	3.5	1.4
Sarana	20	2.42	0.21	1149	0.03	0.13	58.54	9.89	59.57	42.93	0.13	0.75
Kohila leaves	33	4.1	0.83	300	0.02	0.17	56.76	5.56	19.5	20.32	0.25	0.3
Onion leaves	27	2.01	0.26	NA	0.04	0.18	56.8	23.38	35.21	74.95	3.15	0.77
Cabbage leaves	30	3.63	0.27	8.66	0.05	0.24	63.46	40.76	170	18.47	2.67	0.35
Salad leaves	19	1.05	0.24	NA	0.1	0.06	37.48	11.64	58.23	36.89	2.07	0.27
Cauliflower	23	2.09	0.48	0.14	0.06	0.11	46.67	50.17	22.44	18.52	0.76	0.27
Jackfruit pods	25	2.14	0.34	NA	0.03	0.04	30.7	24.77	37.32	26.08	0.3	0.17
Jackfruit seeds	77	5.66	0.44	NA	0.02	0.08	58.91	15.24	40.87	50.14	0.52	0.42
Meat												
Chicken	176	23.14	9.24	6.88	0.07	0.49	10.09	-	15.06	20.18	0.75	0.64
Beef	160	23.3	7.45	2.15	0.08	0.32	1.93	-	4.8	28.54	2.41	3.31
Mutton	138	20.37	6.23	2.7	0.13	0.28	1.73	-	7.58	19.5	1.62	5.05
Pork	161	18.83	9.5	1.9	0.09	0.28	8.15	-	6.58	8.9	0.79	0.8
Fish												
Balaya	96	21.28	1.12	21.01	0.15	0.12	7.89		6.45	26.02	0.68	0.46
Seer	136	22.28	5.18	81.9	0.07	0.16	15.45		9.85	36.73	0.41	0.74

Shark	95	21.6	0.83	1.11	0.04	0.11	8.57	8.44	32.58	0.41	0.74
Paraw	87	20.02	0.7	1.49	0.02	0.16	6.77	8.17	31.68	0.67	0.41
Thalapath	91	16.04	2.88	12.03	0.1	0.13	78.22	7.64	24.89	0.71	0.67
Kelawalla	109	21.47	2.55	15.95	0.17	0.73	77.39	13.35	33.82	0.68	0.64
Haedaella	87	19.88	0.78	12.18	0.04	0.06	11.7	36.6	53	0.54	0.65
Hurulla	88	17.08	2.18	10.02	0.14	1.66	61.66	103	35.45	1.24	1.05
Karalla / Katuwalla	97	21.8	1.06	1.25	0.02	0.1	14.38	37.06	39.05	0.24	0.42
Kumbala / Angila	101	21.51	1.53	16.34	0.1	0.1	7.13	31.27	37.46	1.46	0.67
Salaya / Sudaya	100	19.5	2.39	15.41	0.18	1.39	60.87	435	42.83	1.4	2.3
Theppli / Telapiya /Korali	83	18.48	1.08	17.14	0.18	0.18	8.29	99.39	24.96	2.84	0.88
Prawns	65	14.85	0.56	1.24	0.03	0.1	15.37	37.81	30.5	0.73	1.1
Crabs	45	10	0.55	8.33	0.14	0.18	13.83	37.81	45.93	0.73	1.1
Cuttle fish	76	16.82	0.93	1.93	0.02	0.04	6.22	8.73	35.46	0.62	1.3
Linna	112	20.3	3.37	15.78	0.23	0.68	59.78				
Coppara	97	22.89	0.56	21.51	0.04	0.12	8.08	7.2	30.08	1.2	0.58
Ray (Maduwa)	97	23.98	0.68	7.55	0.02	0.21	25.59	9.16	24.61	0.74	0.44

Dried Fish

Dried sprats	259	51.16	5.92	12.83	0.25	0.62	438	1178	162	3.06	4.2
Dried keeramin	311	49.6	12.42	12.92	0.13	2.41	144	555	166	2.58	3.19
Dried thalapath	289	54.68	8.04	9.38	0.04	0.43	97.8	62.75	110	1.96	1.45
Dried katta	275	50.04	8.31	2.48	0.03	0.35	80.4	86.55	92.17	1.47	1.16
Dried balaya	282	63.79	3.37	14.32	0.12	1.98	213	83.48	83.45	3.6	1.44
Dried shark / keelan	267	55.03	5.25	10.31	0.04	0.32	187	42.24	92.94	1.48	0.66

Eggs

Hen eggs (Country)	170	13.14	13	208	0.08	0.18	54.6	50.14	11.04	1.64	1.12
Hen eggs (Table)	135	13.55	9.03	200	0.19	0.19	49.46	63.3	12	2.39	1.73
Quail eggs	153	12.39	11.46	153	0.11	0.17	54.86	60.67	11.21	2.55	1.51

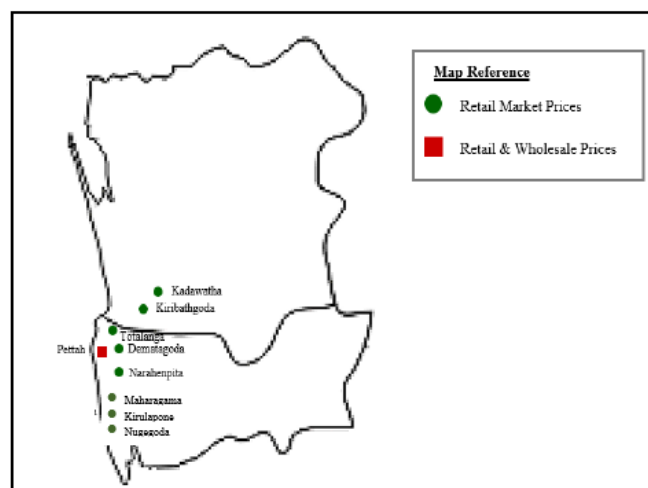
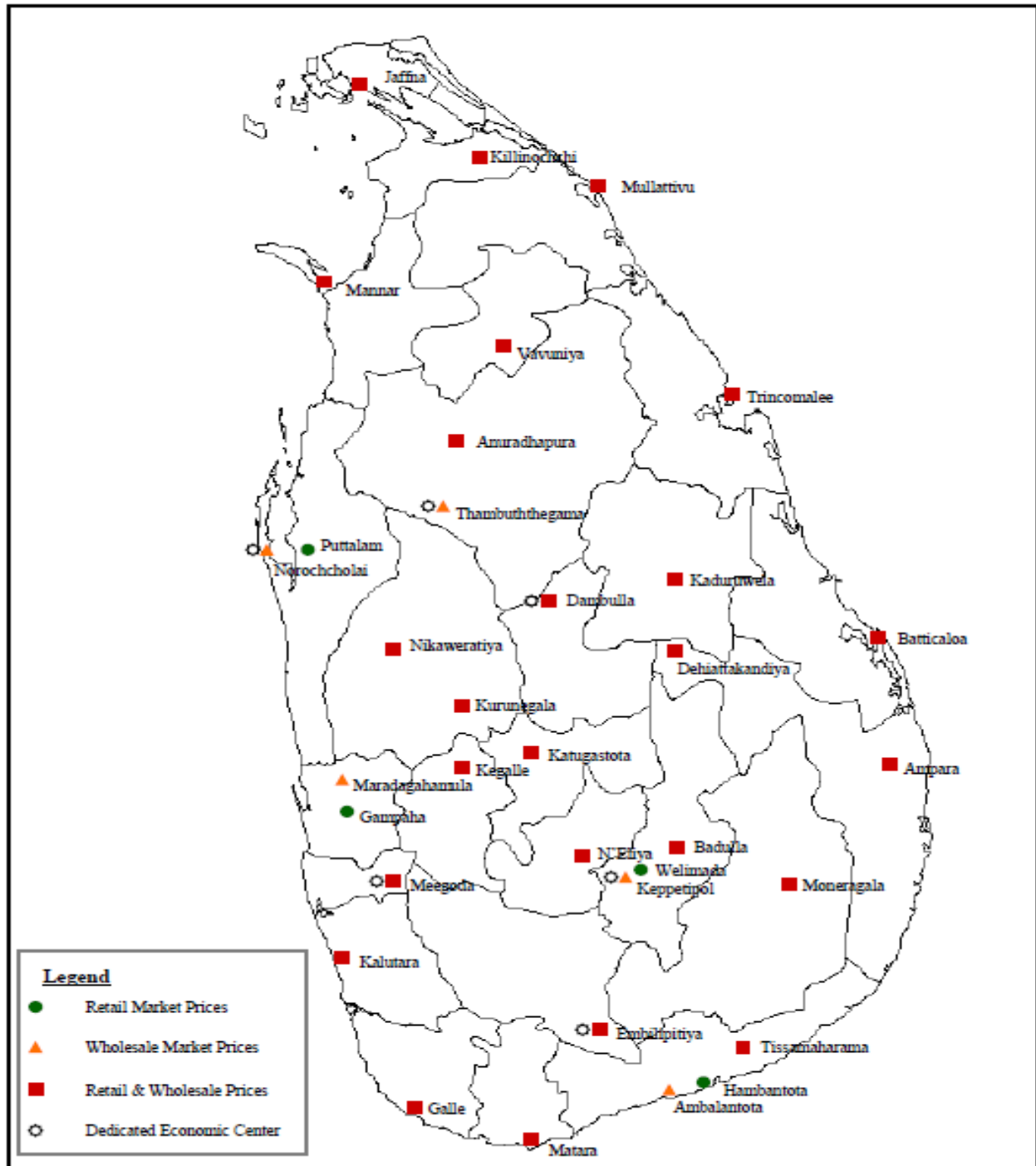
Fruits

Banana Embul	109	1.11	1.09	9.68	0.05	0.64	32.98	13.61	9.39	25.67	0.51	0.23
Anamaalu	102	1.04	0.72	16.4	0.04	0.65	21.07	3.66	8.06	27.02	0.51	0.23

Koli kuttu	107	1.38	0.34	8.8	0.03	0.47	18.12	7.71	8.56	38	0.32	0.14
Pineapple	37	0.41	0.17	5.76	0.04	0.12	17.86	39.36	10.37	10.71	0.3	0.09
Papaya	26	0.42	0.16	171	0.11	0.04	54.85	48.62	16.77	8.9	0.23	0.08
Mangoes (Karthakolomban)	79	0.8	0.92	259	0.01	0.1	35.52	17.74	3.12	6.72	0.1	0.08
Mangoes (Vilad)	44	0.76	0.58	146	0.05	0.26	67.6	29.97	16.93	14.79	0.65	0.19
Apple	62	0.29	0.64	0.36	0.02	0.08	3.43	2.9	3.12	6.72	0.1	0.08
Avacado	144	2.95	13.86	2	0.08	0.18	67.17	9.36	28.48	48.14	0.81	0.75
Wood apple	78	3.09	3.62	0.46	0.01	0.14	6.07	13.58	59.15	25.16	0.45	0.32
Orange	46	1.07	0.37	23.44	0.01	0.28	14.46	20.19	31.18	20.36	0.81	0.35
Guava	39	1.53	0.38	19.67	0.01	0.11	25.24	30.88	6.59	12.02	0.53	0.33
Grapes	49	0.95	10.69	3.22	0.04	0.1	7.07	20.51	7.27	6.86	0.28	0.07
Melon	19	0.65	0.16	130	0.02	0.11	6	8.24	4.05	9.76	0.15	0.1

Source: Sri Lanka Food Composition Tables, Ministry of Health - 2021.

Price Collecting Areas





HARTI



Ministry of Agriculture

**Food Systems and Market Research Division & Data Management Division
Hector Kobbekaduwa Agrarian Research and Training Institute**

No. 114, Wijerama Mawatha, Colombo 07.

Phone: 011-2696981 Fax: 011-2682283

E-mail: mfpaharti@yahoo.com

Web: www.harti.gov.lk

www.mobilink.lk

**දෛනික චිළචිචි තොග මිල,
ජංගම දුරකථනයෙන්**

හෙක්ටර් කොච්චිකඩුව ගොවි කරියතු පර්යේෂණ
හා පුහුණුධර්මේ ආයතනය අනුමුතයෙන්

මොබිටෙල්
ජංගම
මිල දර්ශනය

ජාතික ජංගම දුරකථන ජාලයෙන්

6666
අමතන්න.

මොබිටෙල් අද මිල - අත දෙස
මොබිටෙල් ජංගම දුරකථන ජාලයෙන්
චිළචිචි තොග මිල දර්ශනය.

විකාශිතයාට රු.2/-
විකාශිතයාට රු.2/-