

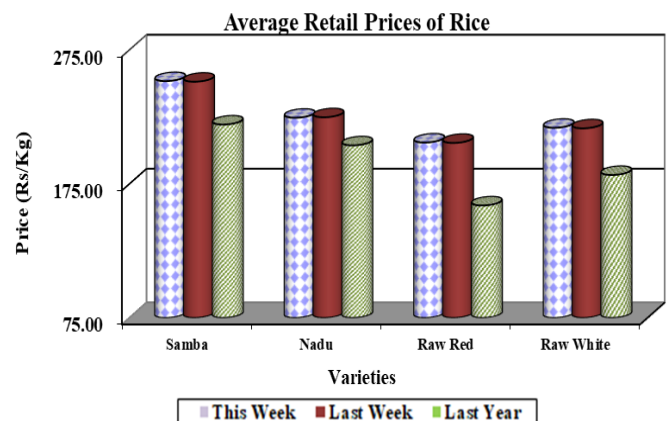
## RETAIL MARKET AT A GLANCE

### Summary

#### Rice

Price of all the rice varieties have not changed significantly. Prices ranged between Rs.330.00-370.00/kg for *keeri* samba, Rs.230.00-280.00/kg for samba grade I, Rs.220.00-230.00/kg for *nadu* I, Rs.200.00-210.00/kg for raw red and Rs.210.00-220.00/kg for raw white in Colombo and suburb markets.

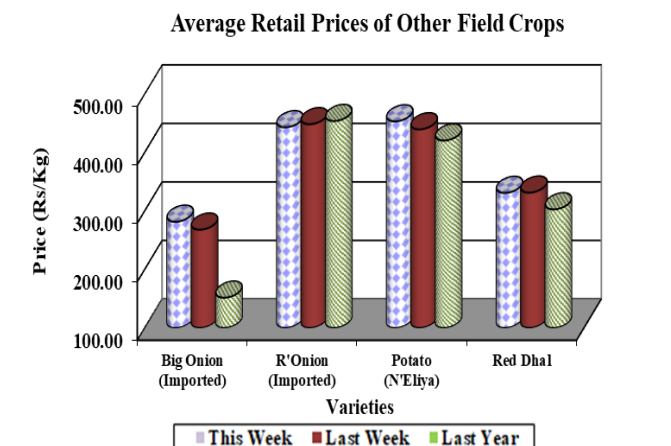
(Page No.01-02)



#### Other Field Crops

Prices of both *Vedalan* (local) and imported red onion have decreased by Rs.7.00/kg and Rs.5.00/kg and their prices ranged Rs.460.00-600.00/kg and Rs.400.00-480.00/kg respectively. Price of imported big onion has increased by Rs.13.00/kg and the price ranged Rs.260.00-320.00/kg. Prices of both Nuwara Eliya and imported potatoes ranged between Rs.400.00-520.00/kg and Rs.280.00-400.00/kg respectively. Further, the prices of green gram, white cowpea and red cowpea ranged Rs.1,000.00-1,500.00/kg, Rs.800.00-1,200.00/kg and Rs.850.00-1,200.00/kg respectively.

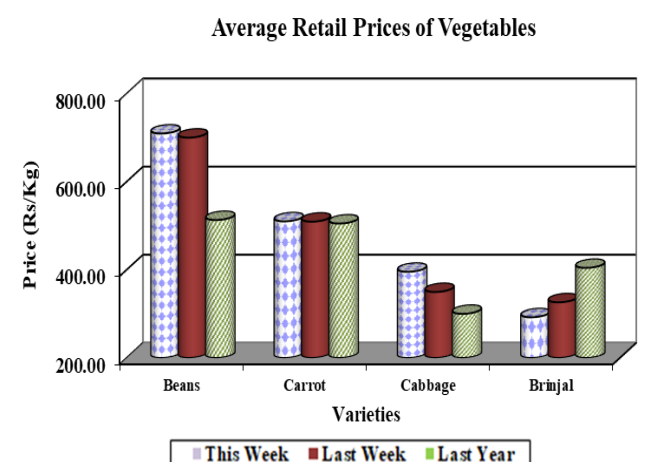
(Page No.02-03)



#### Vegetables

Prices of most of the vegetables have decreased with slight changes of the market demand due to unfavourable weather condition. Considering up country varieties, the highest price decrease was reported for knolksol as Rs.49.00/kg, followed by leeks as Rs.19.00/kg. Considering low country varieties, the highest price decrease was reported for bitter gourd as Rs.53.00/kg, followed by brinjal Rs.34.00/kg.

(Page No.04-05)



## Rice

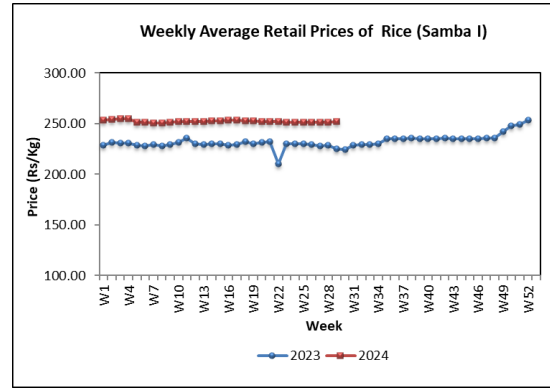
### Wholesale

Prices of all local varieties have not changed significantly and the prices ranged Rs.235.00-240.00/kg, Rs.228.00-230.00/kg and Rs.265.00-315.00/kg for samba grade I, II and *keeri* samba respectively. Price ranges for both nadu grade I, II and raw red were Rs.210.00-215.00/kg, Rs.205.00-207.00/kg and Rs.190.00-200.00/kg respectively. The average price of raw white was Rs.204.00/kg. Stocks of imported *ponni* samba were also available at the market with the price range of Rs.280.00-290.00/kg.

Compared to the same period of last year, the current wholesale prices of all the local rice varieties have increased in the range of 12%-42%.

### Retail

Price of all the rice varieties have not changed significantly. Price of samba I, *keeri* samba, nadu I, raw red and raw white ranged Rs.230.00-280.00/kg, Rs.330.00-370.00/kg, Rs.220.00-230.00/kg, Rs.200.00-210.00/kg and Rs.210.00-220.00/kg respectively.



Compared to the same period of last year, the current retail prices of all the rice varieties have increased with the highest price increase of 33% recorded for *keeri* samba.

## Paddy

The average farmgate prices of some major paddy varieties have decreased slightly in few major producing areas. Accordingly, the average price of short grain (samba) has decreased by Rs.2.00-3.00/kg in Anuradhapura and Dehiattakandiya areas while its prices ranged Rs.119.00-125.00/kg. Subsequently, the average price of *keeri* samba paddy has also decreased by Rs.8.00/kg and it was reported Rs.125.00/kg for *keeri* samba paddy. Further, a price decrease of Rs.2.00/kg was reported for long grain white paddy in Anuradhapura while it was reported Rs.105.00-122.00/kg in major producing areas. Likewise, average price of long grain red paddy also decreased by Rs.2.00/kg in Matara and prices ranged

Rs.110.00-115.00/kg in major producing areas in the Southern province.

Compared to the same period of last year, the average farmgate prices of all major paddy varieties have increased and the highest was reported for long grain red paddy.

## Dried Chilies

### Wholesale

Price of imported dried chilies has increased by 1% and the price ranged Rs.700.00-850.00/kg.

Compared to the same period of last year, the current wholesale price of imported dried chilies has decreased by 31%.

### Retail

Price of imported dried chilies has increased by Rs.3.00/kg and the price ranged Rs.800.00-1,200.00/kg.

Compared to the same period of last year, the current retail price of imported dried chilies has decreased by 24%.

## Onion

### Wholesale

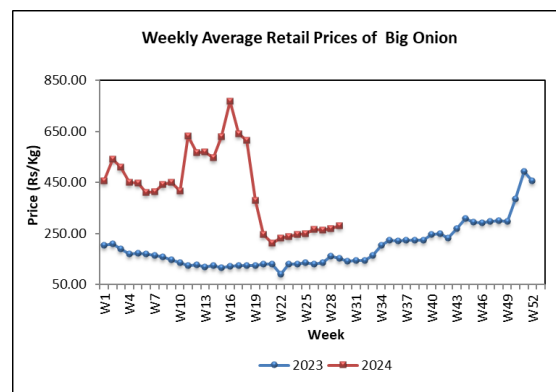
Prices of *vedalan* red onion and imported red onion have decreased by 5% and 15% respectively due to availability of sufficient stocks and the prices ranged

Rs.300.00-420.00/kg and Rs.260.00-320.00/kg. Price of imported big onion has increased by 3% due to availability of high-quality stocks and the price ranged Rs.150.00-240.00/kg.

Compared to the same period of last year, the current wholesale prices of *vedalan* red onion and imported red onion have decreased by 31% and 35% while the price of imported big onion has increased by 70%.

### Retail

Prices of both *Vedalan* and imported red onion have decreased by Rs.7.00/kg and Rs.5.00/kg respectively and their prices ranged Rs.460.00-600.00/kg and Rs.400.00-480.00/kg respectively. Price of imported big onion has increased by Rs.13.00/kg and the price ranged Rs.260.00-320.00/kg.



Compared to the same period of last year, the current retail price of *Vedalan* red onion has decreased by 16% and imported big onion has increased by 86%.

## Potato

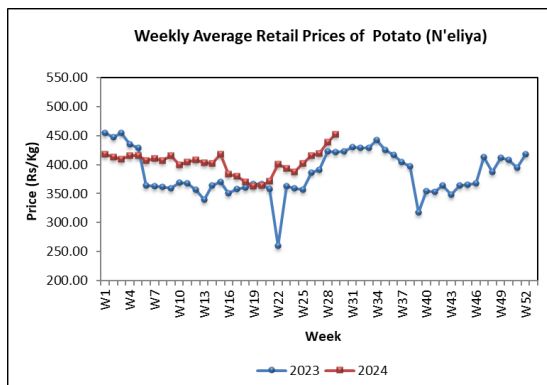
### Wholesale

Prices of Nuwara Eliya and imported potatoes have increased by 4% and 7% due to unavailability of sufficient stocks and the prices ranged Rs.320.00-380.00/kg and Rs.270.00-300.00/kg.

Compared to the same period of last year, the current wholesale prices of Nuwara Eliya and imported potatoes have increased by 15% and 35% respectively.

### Retail

Price of both Nuwara Eliya and imported potatoes have increased by Rs.14.00/kg and Rs.113.00/kg respectively and their prices ranged Rs.400.00-520.00/kg and Rs.280.00-400.00/kg respectively.



Compared to the same period of last year, the current retail price of imported potatoes has increased by 47%.

## Pulses

### Wholesale

Prices of green gram and white cowpea have decreased by 4% and 5% due to availability of sufficient stocks and low demand at the market and the prices ranged Rs.750.00-850.00/kg and Rs.750.00-835.00/kg. Prices of red cowpea and red dhal have not changed significantly and the prices ranged Rs.700.00-800.00/kg and Rs.285.00-290.00/kg.

Compared to the same period of last year, the current wholesale prices of green gram and red cowpea have decreased by 12% and 5% while the prices of white cowpea and red dhal have increased by 11% and 7% respectively.

### Retail

Prices of green gram, white cowpea and red cowpea have decreased by Rs.7.00/kg, Rs.11.00/kg and Rs.1.00/kg respectively and their prices ranged Rs.1,000.00-1,500.00/kg, Rs.800.00-1,200.00/kg and Rs.850.00-1,200.00/kg respectively.

Compared to the same period of last year, the current retail prices of white cowpea, red cowpea and red dhal have increased in the range of 3%-9%.

## Vegetable

### Wholesale

Prices of most of the vegetables have decreased with slight changes of the market demand due to unfavorable weather condition.

Considering up country vegetables, the highest price decrease was reported for beet root as 13% due to increased supply from Puttalam area, followed by raddish (8%) due to increased supply from Kandy and Puttalam areas. However, the prices of cabbage and carrot have increased by 24% and 12% respectively due to decreased supply from Nuwara Eliya area.

Price of tomato has increased by 47% due to decreased supply from Bandarawela area while the price of capsicum has increased by 14% with decreased supply from Nuwara Eliya area.

Considering low country vegetables, the highest price decrease was reported for bitter gourd as 30% due to increased supply from Dambulla and Kandy areas. Prices of long beans, ash plantain, brinjal, snake gourd and cucumber have decreased in the range of 1%-5% due to slight changes of the market demand. However, the prices of ladies fingers, pumpkin and luffa have increased by 14%, 11% and 9% respectively due to decreased supply from their major producing areas.

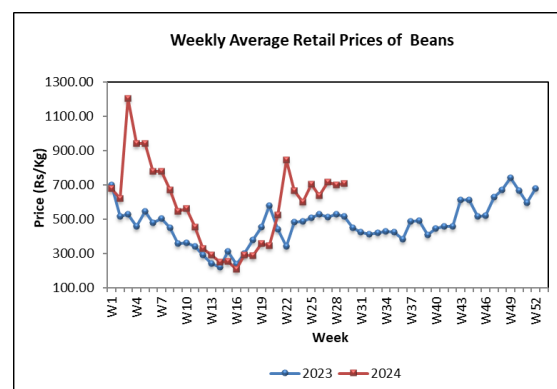
With increased supply of high-quality stocks from Mahavilachchiya, Puttalam and Nochchiyagama areas and decreased supply from Jaffna area, the price of green chilies has increased by 53%. Price of lime has decreased by 7%.

Compared to the same period of last year, the current wholesale prices of most of the vegetables have increased with the highest price increase recorded for capsicum as 114%.

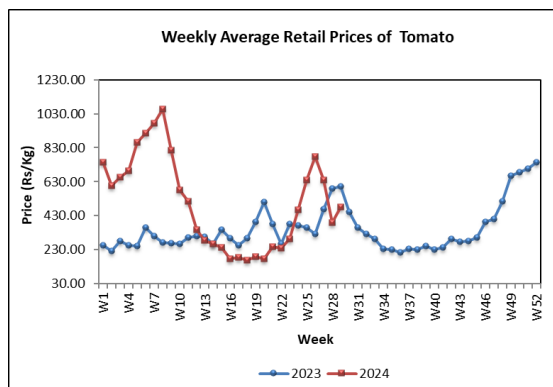
### Retail

In line with decreased wholesale prices, the retail prices of most of the vegetable varieties have also decreased.

Considering up country varieties, the highest price decrease was reported for knolkhol as Rs.49.00/kg, followed by leeks as Rs.19.00/kg. Price of beetroot has decreased by Rs.8.00/kg. However, the prices of cabbage and beans have increased by Rs.46.00/kg and Rs.9.00/kg respectively.



Prices of capsicum and tomato have increased by Rs.88.00/kg and Rs.94.00/kg respectively due to increased wholesale prices.



Considering low country varieties, the highest price decrease was reported for bitter gourd as Rs.53.00/kg, followed by brinjal Rs.34.00/kg. Prices of drumsticks and cucumber have decreased by Rs.24.00/kg and Rs.19.00/kg respectively. Moreover, the prices of snake gourd and long beans have decreased by Rs.9.00/kg. However, the prices of ladies fingers and pumpkin have increased by Rs.20.00/kg and Rs.15.00/kg respectively.

Further, the price of green chilies has increased by Rs.164.00/kg and lime has decreased by Rs.205.00/kg.

Compared to the same period of last year, current retail prices of most of the varieties have increased with the highest price increase reported for lime as 110%.

## Coconut

### Wholesale

Prices of large and small nuts have increased by 1% and 2% respectively. Price ranges were Rs.100.00-110.00 for a large nut and Rs.85.00-90.00 for a small nut.

Compared to the same period of last year, the current wholesale prices of large and small nuts have increased by 11% and 15% respectively.

### Retail

Prices of both large and small nuts have increased by Rs.2.00/nut and Rs.5.00/nut. Respectively. Price ranges were Rs.115.00-130.00 for a large nut and Rs.100.00-110.00 for a small nut.

Compared to the same period of last year, the current retail prices of large and small nuts have increased by 7% and 10%.

## Fruits

### Wholesale

Prices of most of the fruit varieties have decreased due to low demand with rainy weather and increased supply. The highest price decrease of 37% was reported for wood apple due to increased supply with the commencement of harvesting season. Price of passion fruit has decreased by 19% with increased supply. Further, the price of orange has decreased by 18% with the

availability of low-quality stocks. Price of papaw has decreased by 9% with availability of sufficient stocks.

However, the prices of all mango varieties have increased in the range of 2%-22% with decreased supply with the end of the harvesting season. Further, the prices of all the banana varieties have increased in the range of 1%-10% with decreased supply from producing areas. Prices of slime apple and avocado have increased by 17% and 12% respectively with the availability of high-quality stocks. In addition, the prices of all the sizes of pineapple have increased in the range of 1%-7% with the availability of limited stocks.

Compared to the same period of last year, the current wholesale prices of most of the fruit varieties have increased with the highest price increase of 77% reported for passion fruit.

### **Retail**

Retail prices of most of fruits have increased despite decreased wholesale prices. Accordingly, the highest price increase of Rs.51.00/kg was reported for large sized pineapple, followed by medium (Rs.44.00/kg) and small size (Rs.23.00/kg) of pineapple due to low stock position.

Prices of *ambul*, *seeni* and *kolikuttu* banana have increased with the highest increase

recorded for *kolikuttu* (Rs.41.00/kg). Prices of *vilad* and *karthakolomban* mango have increased by Rs.21.00/fruit and Rs.35.00/fruit respectively.

Price of avocado has increased by Rs.26.00/fruit due to quality stocks. Further, the prices of orange and slime apple have increased by Rs.11.00/fruit and Rs.10.00/fruit respectively due to limited stocks. Meanwhile, the price of imported grapes has decreased by Rs.32.00/kg. In addition, the prices of wood apple (Rs.23.00/fruit), papaw (Rs.10.00/kg) and passion fruit (Rs.8.00/fruit) due to availability of sufficient stocks.

Compared to the same period of last year, the current retail prices of most of the fruit varieties have increased with the highest price increase of 80% being reported for passion fruit.

### **Fresh Fish**

#### **Wholesale**

Wholesale prices of most of the fresh fish types have decreased due to increased supply. The highest price decrease of 11% was noted for salaya due to high supply from Trincomalee, Mannar and Valachchenai areas and the price ranged Rs.150.00-350.00/kg. Further, a price decrease of 8% and 7% was noted for paraw and mora due to high supply from

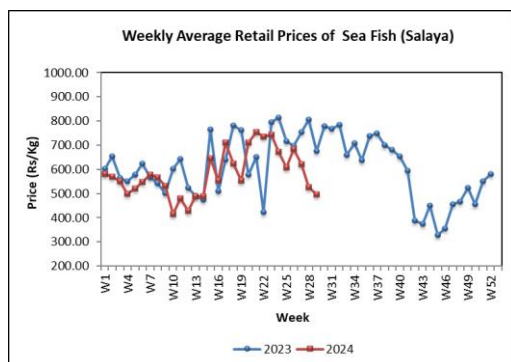
Northern areas and their prices ranged Rs.1,200.00-1,450.00/kg and Rs.950.00-1,150.00/kg respectively.

However, a price increase of 27% was noted for balaya due to low supply from Galle, Beruwala and Mirissa areas and the price ranged Rs.700.00-800.00/kg. Likewise, a price increase of 5% was noted for hurulla due to low supply from Kalpitiya and Mullaitivu areas and the price ranged between Rs.650.00-900.00/kg.

Compared to the same period of last year, the current wholesale prices of most of the fresh fish types have decreased in the range of 2%-45% with the highest price decrease noted for salaya.

### Retail

With decreased wholesale prices, the retail prices of all fish varieties except hurulla and thalapath have decreased due to increased supply. The highest price decrease was reported for mora by Rs.275.00/kg, followed by kelawalla (Rs.157.00/kg) and thora (Rs.122.00/kg).



Compared to the same period of last year, the current retail prices of all fish varieties except for shrimps have decreased in the range of 5%-46%. The highest price decrease was reported by mora.

## Dried Fish

### Wholesale

Due to increased supply of local dried fish varieties, the prices of most of the local and imported dried fish types have decreased. The highest price decrease of 19% was noted for local salaya due to high supply from Mannar, Chilaw and Puttalam areas and the price ranged Rs.280.00-350.00/kg. Likewise, a price decrease of 8% was noted for local balaya due to high supply from Negombo and Beruwala areas and the price ranged between Rs.1,000.00-1,100.00/kg.

However, a price increase of 3% was noted for local sprats due to low supply from Trincomalee, Mannar and Mullaitivu areas and the price ranged Rs.1,550.00-1,700.00/kg.

Compared to the same period of last year, the current wholesale prices of all dried fish types have decreased in the range of 6%-66% with the highest price decrease reported for local salaya.



### **Retail**

In line with decreased wholesale prices, the retail prices of all the types of dried fish except local sprats and kattawa have decreased. The highest price decrease was reported for mora as Rs.82.00/kg and the remaining types have decreased in the range of Rs.54.00-79.00/kg. A price increment of local sprats and kattawa has reported as Rs.40.00/kg and Rs.53.00/kg.

Compared to the same period of last year, the current retail prices of all the types of dried fish have decreased in the range of 6%-33% with the highest price decrease reported for salaya.

### **Eggs**

#### **Wholesale**

Prices of both brown and white eggs have decreased by 3% and their prices ranged between Rs.50.00-55.00/egg and Rs.48.00-52.00/egg respectively.

Compared to the same period of last year, the current wholesale price of white egg has decreased by 14%.

#### **Retail**

Prices of both brown and white eggs have decreased by Rs.1.00/egg. Prices ranged Rs.52.00-55.00/egg and Rs.50.00-53.00/egg.

Compared to the same period of last year, the current retail price of white egg has decreased by 11%.

### **Meat**

#### **Retail**

Price of skinless curry chicken has increased by Rs.34.00/kg and broiler chicken by Rs.3.00/kg. The prices of mutton and pork have increased in the range of Rs.25.00-33.00/kg. However, the price of beef has decreased by Rs.40.00/kg.

Compared to the same period of last year, prices of all the types of meat except beef and mutton have decreased in the range of 15%-24% with the highest price decrease reported for broiler chicken.

### **EXPLANATORY NOTE**

The Food Commodities Bulletin is a weekly publication containing information relating to wholesale and retail prices of selected food commodities in nine selected markets in and around Colombo and main markets in the major producing areas.

The information is analyzed and presented as prevailing prices, price ranges, averages, and a comparison of weekly prices. The changes in prices reported are always with price prevailed

during the previous week unless otherwise stated.

The frequency of collection of wholesale price information is twice a week (i.e., Tuesday and Friday) while with retail prices, it is thrice a week (i.e., Friday, Monday, and Tuesday).

**Table 01: Selected Markets: Wholesale Price of Rice (Rs/50kg bag)**

Week 29: 12 - 18 July 2024

LOCATIONS	Rice Varieties													
	Samba 1		Samba 2		Keeri Samba		Nadu 1		Nadu 2		Raw Red		Raw White	
Colombo	11750	12000	11400	11500	13250	15750	10500	10750	10250	10350	9500	10000	10000	10500
Divulapitiya	-	-	-	-	-	-	-	-	-	-	-	-	-	-
Kurunegala	-	-	-	-	-	-	-	-	-	-	-	-	-	-
Nikaweratiya	12250	13150	11500	11500	14500	16500	10750	11000	10000	10250	9900	10000	9900	10000
Badulla	-	-	11500	11500	16000	16500	10900	11000	-	-	9600	9750	10000	10500
Puttalam	-	-	-	-	-	-	-	-	-	-	-	-	-	-
Dambulla	13000	13100	11400	11500	-	-	10800	10850	10400	10450	9900	10000	10150	10250
Anuradhapura	12250	12750	11500	11600	16500	17000	10750	10850	10250	10350	9750	10250	10250	10350
Tambuttegama	-	-	-	-	-	-	-	-	-	-	-	-	-	-
Polonnaruwa	-	-	-	-	-	-	-	-	-	-	-	-	-	-
Kalutara	11750	11750	11500	11650	-	-	10500	10500	10350	10400	9750	10000	10000	10250
Ampara	-	-	11500	11500	-	-	11000	11000	-	-	8750	9300	9400	9500
Kandy	11750	12250	11400	11500	15000	16000	10500	10850	10250	10400	9500	9750	10000	10500
Moneragala	12500	12750	-	-	16500	17000	10500	10850	-	-	8750	9000	9750	9750
Kegalle	-	-	-	-	-	-	-	-	-	-	-	-	-	-
Dehiattakandiya	12500	12750	-	-	16500	16500	10500	10900	-	-	9250	10500	10000	10500
Hambantota	-	-	-	-	-	-	-	-	-	-	-	-	-	-
Matara	-	-	-	-	-	-	10600	10800	-	-	9000	9300	9600	10000
Galle	13000	13250	-	-	-	-	10900	10950	-	-	9250	9900	10250	10400
Meegoda	11750	11750	11500	11600	15400	15750	10500	10500	10350	10400	9000	9500	9600	10100
Tissamaharama	-	-	-	-	-	-	-	-	-	-	-	-	-	-
Embilipitiya	11700	11800	-	-	16250	16500	10500	10600	-	-	9000	9150	9400	9500
Jaffna	12000	12100	-	-	16000	16500	10500	10500	10000	10250	8750	9000	10000	10250
Vavuniya	12000	12250	-	-	16000	16250	10300	10400	10000	10250	9250	9400	10000	10250
Mannar	11750	12000	-	-	16250	16500	10500	10750	10250	10400	9500	9750	10000	10250
Killinochchi	11750	12000	-	-	16000	16250	10500	10750	10250	10500	9500	9750	10250	10500
Mullattivu	11750	11750	11500	11500	17000	17250	10500	10500	10000	10250	9500	9750	10000	10250
Batticaloa	11900	12150	-	-	16400	16500	10500	10650	10400	10400	9600	9900	10000	10350
Trincomalee	11900	12000	-	-	16600	16750	10500	10700	10200	10400	9350	9400	10500	10650
Galenbindunuwewa	-	-	-	-	-	-	-	-	-	-	-	-	-	-
Matale	12250	12750	11400	11600	15000	16000	10500	10800	10250	10350	9500	10000	9750	10250

**Table 02: Selected Markets: Retail Price of Rice (Rs/kg)**

Week 29: 12 - 18 July 2024

LOCATIONS	Rice Varieties													
	Samba 1		Samba 2		Keeri Samba		Nadu 1		Nadu 2		Raw Red		Raw White	
Colombo	230.00	280.00	-	-	330.00	370.00	220.00	230.00	-	-	200.00	210.00	210.00	220.00
Gampaha	-	-	-	-	-	-	-	-	-	-	-	-	-	-
Kurunegala	-	-	-	-	-	-	-	-	-	-	-	-	-	-
Nikaweratiya	240.00	270.00	230.00	230.00	330.00	360.00	215.00	220.00	205.00	210.00	210.00	210.00	200.00	215.00
Dambulla	260.00	265.00	230.00	235.00	350.00	355.00	218.00	220.00	210.00	213.00	200.00	205.00	205.00	210.00
Anuradhapura	260.00	270.00	230.00	235.00	340.00	350.00	220.00	220.00	210.00	210.00	200.00	210.00	210.00	210.00
Thambuththegama	-	-	-	-	-	-	-	-	-	-	-	-	-	-
Polonnaruwa	-	-	-	-	-	-	-	-	-	-	-	-	-	-
Kaluthara	250.00	255.00	-	-	-	-	218.00	220.00	215.00	215.00	200.00	205.00	208.00	212.00
Badulla	250.00	260.00	-	-	-	-	220.00	220.00	-	-	200.00	210.00	200.00	210.00
Keppetipola	255.00	260.00	230.00	240.00	330.00	340.00	220.00	225.00	210.00	212.00	188.00	196.00	199.00	205.00
Moneragala	260.00	270.00	230.00	230.00	340.00	350.00	220.00	220.00	-	-	180.00	185.00	190.00	200.00
Kegalle	270.00	275.00	-	-	350.00	360.00	220.00	220.00	210.00	215.00	210.00	210.00	210.00	210.00
Ampara	240.00	240.00	-	-	-	-	220.00	220.00	213.00	215.00	180.00	190.00	190.00	193.00
Dehiattakandiya	260.00	265.00	-	-	335.00	350.00	218.00	220.00	210.00	215.00	190.00	210.00	210.00	215.00
Nuwaraeliya	250.00	265.00	230.00	240.00	340.00	360.00	220.00	225.00	210.00	215.00	196.00	200.00	204.00	205.00
Kandy	260.00	265.00	240.00	245.00	340.00	350.00	220.00	225.00	210.00	215.00	205.00	210.00	210.00	215.00
Puttalam	-	-	-	-	-	-	-	-	-	-	-	-	-	-
Hambantota	-	-	-	-	-	-	-	-	-	-	-	-	-	-
Rathnapura	260.00	262.00	-	-	340.00	350.00	218.00	220.00	210.00	212.00	195.00	198.00	200.00	210.00
Matara	260.00	260.00	-	-	330.00	350.00	220.00	220.00	-	-	186.00	195.00	200.00	206.00
Galle	270.00	275.00	-	-	330.00	350.00	220.00	220.00	-	-	195.00	200.00	210.00	210.00
Tissamaharama	-	-	-	-	-	-	-	-	-	-	-	-	-	-
Meegoda (DEC)	240.00	250.00	-	-	-	-	215.00	220.00	-	-	190.00	200.00	210.00	210.00
Embilipitiya	240.00	260.00	-	-	330.00	340.00	210.00	220.00	200.00	205.00	184.00	188.00	195.00	205.00
Jaffna	245.00	250.00	-	-	340.00	345.00	220.00	225.00	210.00	215.00	190.00	200.00	210.00	220.00
Vavuniya	250.00	254.00	-	-	340.00	345.00	220.00	224.00	218.00	218.00	200.00	205.00	210.00	215.00
Mannar	245.00	250.00	-	-	340.00	360.00	220.00	225.00	210.00	215.00	200.00	205.00	210.00	220.00
Killinochchi	245.00	250.00	-	-	340.00	345.00	220.00	225.00	215.00	218.00	200.00	205.00	215.00	220.00
Mullaittivu	230.00	240.00	-	-	345.00	350.00	-	-	200.00	212.00	192.00	203.00	205.00	210.00
Batticaloa	246.00	250.00	-	-	338.00	340.00	218.00	220.00	215.00	216.00	200.00	205.00	210.00	215.00
Trincomalee	245.00	250.00	-	-	340.00	345.00	220.00	225.00	214.00	218.00	197.00	200.00	220.00	225.00
Hanguranketha	-	-	230.00	235.00	-	-	218.00	220.00	210.00	215.00	185.00	190.00	199.00	205.00
Veyangoda	-	-	-	-	-	-	-	-	-	-	-	-	-	-
Galenbindunuwewa	-	-	-	-	-	-	-	-	-	-	-	-	-	-
Bandarawela	-	-	-	-	340.00	350.00	220.00	225.00	-	-	195.00	200.00	200.00	205.00
Matale	255.00	260.00	230.00	235.00	330.00	330.00	215.00	220.00	210.00	212.00	200.00	205.00	200.00	210.00

**Table 04: Selected Markets: Wholesale Price of Subsidiary Food (Rs/50kg)**

Week 29: 12 - 18 July 2024

LOCATION	Dried Chillies		Red Onion		Big Onion	Potato			Pulses		
	Imported		Imported	Local		Imported	Welimada	Nuwara Eliya	Green Gram	Cowpea	Red Dhal
Colombo	35000 - 42500	13000 - 16000	15000 - 21000	7500 - 12000	13500 - 15000	-	16000 - 19000	37500 - 42500	37500 - 41750	14250 - 14500	
Kurunegala	-	-	-	-	-	-	-	-	-	-	
Nikaweratiya	36500 - 40000	12500 - 17500	-	8750 - 12750	16000 - 17500	-	18000 - 18000	40000 - 44250	32500 - 41500	14000 - 14500	
Dehiattakandiya	36500 - 40000	13000 - 15000	17500 - 23000	8500 - 10500	15000 - 19000	-	21000 - 21500	39000 - 57500	32500 - 32500	14250 - 15500	
Dambulla (DEC)	35000 - 36500	14000 - 15000	-	8000 - 12000	15000 - 16500	-	19500 - 20000	30000 - 32500	32500 - 35000	14150 - 14250	
Anuradhapura	40000 - 42000	-	22500 - 24000	9000 - 13000	18000 - 19500	-	-	42500 - 47500	37500 - 42500	14500 - 15000	
Thambuththegama	-	-	-	-	-	-	-	-	-	-	
Polonnaruwa	-	-	-	-	-	-	-	-	-	-	
Kaluthara	39000 - 40000	14000 - 16000	-	10250 - 10750	15500 - 16000	-	20500 - 21000	40000 - 42000	41000 - 42000	14400 - 14650	
Puttalam	-	-	11000 - 15000	-	-	-	-	-	-	-	
Kandy	39000 - 40000	15000 - 16000	17500 - 18500	8500 - 12000	16500 - 17000	-	20000 - 20500	42500 - 43500	42000 - 42500	14250 - 15000	
Matara	41000 - 42500	17000 - 18000	-	12500 - 13000	16500 - 17750	-	-	45000 - 47500	42500 - 46000	14250 - 14750	
Hambantota	-	-	-	-	-	-	-	-	-	-	
Kegalle	38000 - 38400	16000 - 16500	-	8000 - 12000	16400 - 16500	-	17900 - 18000	41500 - 42000	44500 - 45000	14850 - 15500	
Galle	38000 - 40000	17000 - 17500	20000 - 22500	8500 - 12500	15000 - 17500	-	19000 - 20000	44000 - 50000	42500 - 46000	14900 - 15500	
Tissamaharama	-	-	-	-	-	-	-	-	-	-	
Meegoda (DEC)	37000 - 39000	17000 - 17500	16000 - 17000	7750 - 12500	16500 - 17750	-	20500 - 21500	45000 - 50000	44000 - 46250	14250 - 14500	
Jaffna	40000 - 40500	-	15750 - 16500	12000 - 12500	16000 - 17000	-	19000 - 20000	42500 - 43500	-	14750 - 15000	
Vavuniya	40000 - 43000	-	20000 - 20500	9500 - 9750	18000 - 19500	-	22000 - 23000	37500 - 38500	-	15000 - 15400	
Mannar	40000 - 42500	15000 - 16000	-	9000 - 12500	17500 - 18500	-	-	40000 - 42500	-	14750 - 15000	
Killinochchi	40000 - 42000	-	19000 - 21000	11500 - 12500	17500 - 18500	-	21500 - 23000	40000 - 42500	-	14750 - 15250	
Mullattivu	41000 - 42500	-	-	10500 - 11500	16000 - 17500	-	-	43000 - 46500	-	14750 - 15500	
Batticaloa	40500 - 41250	15250 - 16000	17500 - 18250	13000 - 13500	19750 - 20000	-	21500 - 22000	42500 - 44000	42000 - 42250	15000 - 15250	
Trincomalee	40000 - 42500	14000 - 15000	19000 - 20000	8500 - 9500	14000 - 15000	-	-	43000 - 45000	-	14800 - 15250	
Galenbindunuwewa	-	-	-	-	-	-	-	-	-	-	
Matale	38000 - 40000	18000 - 20000	-	7500 - 12500	17500 - 18500	-	-	32500 - 42500	41000 - 42500	14250 - 14750	

**Table 05: Selected Markets: Retail Price of Subsidiary Food Crops (Rs/kg)**

Week 29: 12 - 18 July 2024

LOCATIONS	Dried Chillies		Red Onion		Big Onion	Potato			Pulses		
	Imported		Imported	Local		Imported	Welimada	Nuwara Eliya	Green Gram	Cowpea	Red Dhal
Colombo	800.00 - 1200.00		400.00 - 480.00	460.00 - 600.00	260.00 - 320.00	280.00 - 400.00	-	400.00 - 520.00	1000.00 - 1500.00	800.00 - 1200.00	300.00 - 360.00
Gampaha	-		-	-	-	-	-	-	-	-	-
Kurunegala	-		-	-	-	-	-	-	-	-	-
Nikaweratiya	800.00 - 900.00		400.00 - 460.00	-	220.00 - 280.00	360.00 - 400.00	-	-	900.00 - 1000.00	850.00 - 900.00	295.00 - 330.00
Dambulla	850.00 - 900.00		380.00 - 420.00	-	200.00 - 250.00	360.00 - 380.00	-	460.00 - 480.00	900.00 - 1000.00	900.00 - 1000.00	290.00 - 300.00
Anuradhapura	850.00 - 950.00		-	480.00 - 520.00	200.00 - 300.00	400.00 - 420.00	-	440.00 - 480.00	1000.00 - 1100.00	800.00 - 900.00	300.00 - 320.00
Thambuthhegama	-		-	-	-	-	-	-	-	-	-
Polonnaruwa	-		-	-	-	-	-	-	-	-	-
Kaluthara	850.00 - 950.00		400.00 - 440.00	-	250.00 - 260.00	350.00 - 370.00	-	460.00 - 480.00	1100.00 - 1180.00	880.00 - 920.00	300.00 - 310.00
Badulla	850.00 - 900.00		440.00 - 520.00	-	240.00 - 280.00	380.00 - 420.00	-	460.00 - 480.00	900.00 - 950.00	900.00 - 900.00	310.00 - 320.00
Keppetipola	830.00 - 860.00		380.00 - 380.00	-	200.00 - 260.00	340.00 - 380.00	420.00 - 450.00	-	950.00 - 960.00	950.00 - 980.00	310.00 - 315.00
Moneragala	820.00 - 900.00		500.00 - 520.00	-	200.00 - 300.00	400.00 - 440.00	-	460.00 - 480.00	800.00 - 900.00	800.00 - 900.00	300.00 - 320.00
Kegalle	800.00 - 880.00		400.00 - 420.00	-	240.00 - 300.00	350.00 - 360.00	-	400.00 - 420.00	850.00 - 960.00	900.00 - 950.00	300.00 - 340.00
Ampara	840.00 - 850.00		410.00 - 430.00	480.00 - 480.00	200.00 - 220.00	330.00 - 360.00	-	420.00 - 440.00	900.00 - 990.00	850.00 - 950.00	295.00 - 305.00
Dehiattakandiya	800.00 - 1000.00		400.00 - 480.00	-	200.00 - 240.00	320.00 - 400.00	-	480.00 - 520.00	850.00 - 1200.00	-	295.00 - 340.00
Nuwaraeliya	860.00 - 900.00		380.00 - 400.00	-	200.00 - 260.00	360.00 - 400.00	-	460.00 - 500.00	950.00 - 980.00	900.00 - 960.00	300.00 - 315.00
Kandy	880.00 - 900.00		500.00 - 520.00	540.00 - 560.00	280.00 - 300.00	390.00 - 400.00	-	440.00 - 460.00	1000.00 - 1100.00	980.00 - 1000.00	310.00 - 330.00
Puttalam	-		-	-	-	-	-	-	-	-	-
Rathnapura	1000.00 - 1100.00		460.00 - 500.00	-	280.00 - 300.00	380.00 - 400.00	-	-	1000.00 - 1100.00	870.00 - 900.00	310.00 - 320.00
Hambantota	-		-	-	-	-	-	-	-	-	-
Matara	850.00 - 900.00		380.00 - 450.00	-	260.00 - 280.00	350.00 - 380.00	-	420.00 - 480.00	990.00 - 1050.00	900.00 - 1000.00	310.00 - 330.00
Galle	800.00 - 900.00		-	480.00 - 560.00	200.00 - 270.00	350.00 - 360.00	-	420.00 - 450.00	900.00 - 1300.00	950.00 - 1000.00	315.00 - 320.00
Tissamaharama	-		-	-	-	-	-	-	-	-	-
Meegoda (DEC)	800.00 - 850.00		380.00 - 460.00	460.00 - 480.00	260.00 - 280.00	300.00 - 360.00	-	480.00 - 520.00	950.00 - 1440.00	850.00 - 1040.00	300.00 - 320.00
Embilipitiya	950.00 - 1000.00		380.00 - 400.00	440.00 - 480.00	260.00 - 290.00	280.00 - 300.00	-	480.00 - 500.00	850.00 - 1020.00	950.00 - 1020.00	290.00 - 330.00
Jaffna	850.00 - 880.00		-	350.00 - 370.00	280.00 - 300.00	350.00 - 400.00	-	450.00 - 490.00	900.00 - 960.00	-	310.00 - 320.00
Vavuniya	1000.00 - 1080.00		-	420.00 - 450.00	240.00 - 250.00	390.00 - 420.00	-	480.00 - 500.00	800.00 - 850.00	-	320.00 - 325.00
Mannar	880.00 - 920.00		-	480.00 - 520.00	210.00 - 280.00	390.00 - 400.00	-	-	900.00 - 1000.00	-	320.00 - 330.00
Killinochchi	850.00 - 880.00		-	440.00 - 460.00	280.00 - 320.00	400.00 - 440.00	-	500.00 - 540.00	900.00 - 950.00	-	310.00 - 320.00
Mullaittivu	840.00 - 860.00		-	-	-	340.00 - 360.00	-	-	880.00 - 950.00	-	300.00 - 320.00
Batticaloa	850.00 - 880.00		-	400.00 - 430.00	300.00 - 320.00	440.00 - 450.00	-	480.00 - 500.00	900.00 - 940.00	880.00 - 900.00	318.00 - 320.00
Trincomalee	880.00 - 950.00		-	450.00 - 480.00	270.00 - 300.00	400.00 - 440.00	-	-	950.00 - 1000.00	-	310.00 - 320.00
Hanguranketha	800.00 - 900.00		400.00 - 410.00	520.00 - 520.00	255.00 - 305.00	315.00 - 390.00	-	460.00 - 460.00	900.00 - 1150.00	880.00 - 990.00	293.00 - 299.00
Veyangoda	-		-	-	-	-	-	-	-	-	-
Galenbindunuwewa	-		-	-	-	-	-	-	-	-	-
Bandarawela	800.00 - 850.00		480.00 - 500.00	-	250.00 - 260.00	280.00 - 300.00	400.00 - 450.00	450.00 - 460.00	1000.00 - 1100.00	900.00 - 950.00	320.00 - 350.00
Matale	850.00 - 950.00		420.00 - 480.00	-	240.00 - 280.00	370.00 - 400.00	-	440.00 - 480.00	800.00 - 1000.00	850.00 - 950.00	295.00 - 310.00

**Table 06: Selected Markets: Wholesale Price of Vegetables(Rs/kg)**

Week 29: 12 - 18 July 2024

Locations	Butter Beans	Green Beans	Carrot	Leeks	Beetroot	Knolkhol
Colombo	-	400.00 - 650.00	300.00 - 400.00	300.00 - 400.00	300.00 - 350.00	150.00 - 200.00
Meegoda (DEC)	-	530.00 - 570.00	350.00 - 400.00	370.00 - 420.00	370.00 - 400.00	180.00 - 220.00
Dambulla (DEC)	-	450.00 - 500.00	350.00 - 430.00	350.00 - 420.00	300.00 - 350.00	120.00 - 150.00
Keppetipola (DEC)	-	480.00 - 500.00	300.00 - 350.00	350.00 - 380.00	300.00 - 330.00	200.00 - 220.00
Norochchole (DEC)	-	-	-	-	250.00 - 320.00	-
Nuwara Eliya	-	480.00 - 520.00	360.00 - 370.00	360.00 - 370.00	260.00 - 270.00	210.00 - 230.00
Kandy	-	450.00 - 500.00	300.00 - 320.00	350.00 - 380.00	330.00 - 350.00	130.00 - 150.00
Hambantota	-	-	-	-	-	-
Thambuththegama (DEC)	-	-	-	-	-	-
Jaffna	-	550.00 - 580.00	350.00 - 370.00	400.00 - 420.00	410.00 - 420.00	-
Bandarawela	-	450.00 - 500.00	350.00 - 380.00	370.00 - 400.00	-	160.00 - 200.00
Veyangoda	-	-	-	-	-	-

Locations	Raddish	Cabbage	Tomato	Ladies Fingers	Brinjal	Capsicum
Colombo	80.00 - 100.00	180.00 - 220.00	200.00 - 400.00	150.00 - 160.00	120.00 - 200.00	650.00 - 700.00
Meegoda (DEC)	120.00 - 150.00	230.00 - 270.00	320.00 - 380.00	170.00 - 210.00	160.00 - 200.00	700.00 - 750.00
Moneragala	100.00 - 140.00	240.00 - 260.00	300.00 - 330.00	150.00 - 180.00	120.00 - 160.00	800.00 - 900.00
Dambulla (DEC)	35.00 - 45.00	220.00 - 250.00	260.00 - 320.00	140.00 - 160.00	140.00 - 170.00	650.00 - 700.00
Keppetipola (DEC)	70.00 - 85.00	200.00 - 220.00	250.00 - 300.00	140.00 - 160.00	130.00 - 150.00	650.00 - 700.00
Norochchole (DEC)	30.00 - 50.00	-	-	130.00 - 160.00	80.00 - 130.00	600.00 - 700.00
Nuwara Eliya	80.00 - 100.00	240.00 - 250.00	280.00 - 320.00	160.00 - 170.00	170.00 - 180.00	660.00 - 700.00
Kandy	80.00 - 90.00	200.00 - 250.00	250.00 - 300.00	150.00 - 160.00	150.00 - 200.00	630.00 - 650.00
Hambantota	-	-	-	-	-	-
Thambuththegama (DEC)	-	-	-	-	-	-
Tissamaharama	-	-	-	-	-	-
Jaffna	120.00 - 130.00	300.00 - 330.00	320.00 - 340.00	230.00 - 250.00	200.00 - 230.00	750.00 - 770.00
Bandarawela	70.00 - 100.00	180.00 - 200.00	260.00 - 300.00	-	120.00 - 150.00	600.00 - 700.00
Veyangoda	-	-	-	-	-	-

Locations	Pumpkin	Cucumber	Bitter Gourd	Snake Gourd	Drumstick	Luffa
Colombo	130.00 - 160.00	80.00 - 100.00	250.00 - 350.00	150.00 - 220.00	-	200.00 - 250.00
Meegoda (DEC)	160.00 - 180.00	80.00 - 130.00	300.00 - 350.00	240.00 - 270.00	-	220.00 - 250.00
Moneragala	170.00 - 200.00	100.00 - 140.00	320.00 - 350.00	250.00 - 300.00	500.00 - 550.00	350.00 - 400.00
Dambulla (DEC)	150.00 - 170.00	50.00 - 60.00	250.00 - 280.00	130.00 - 150.00	-	250.00 - 300.00
Keppetipola (DEC)	160.00 - 170.00	90.00 - 100.00	290.00 - 300.00	150.00 - 160.00	-	250.00 - 260.00
Norochchole (DEC)	120.00 - 160.00	30.00 - 60.00	300.00 - 420.00	100.00 - 200.00	400.00 - 550.00	200.00 - 250.00
Nuwara Eliya	180.00 - 190.00	90.00 - 100.00	300.00 - 320.00	160.00 - 180.00	-	260.00 - 280.00
Kandy	170.00 - 180.00	80.00 - 90.00	300.00 - 320.00	130.00 - 150.00	400.00 - 450.00	230.00 - 250.00
Hambantota	-	-	-	-	-	-
Thambuththegama (DEC)	-	-	-	-	-	-
Tissamaharama	-	-	-	-	-	-
Jaffna	130.00 - 150.00	100.00 - 130.00	740.00 - 760.00	100.00 - 120.00	740.00 - 760.00	-
Bandarawela	180.00 - 200.00	90.00 - 110.00	-	-	-	-
Veyangoda	-	-	-	-	-	-

**Table 06 (Contd.)**

	<b>Long Beans</b>	<b>Ash Plantain</b>	<b>Green Chillies</b>	<b>Lime</b>	<b>Sweet Potatoe</b>	<b>Manioc</b>
Colombo	200.00 - 300.00	180.00 - 200.00	400.00 - 500.00	500.00 - 700.00	120.00 - 140.00	80.00 - 120.00
Meegoda (DEC)	280.00 - 320.00	220.00 - 260.00	620.00 - 670.00	500.00 - 550.00	120.00 - 160.00	90.00 - 110.00
Moneragala	250.00 - 300.00	70.00 - 100.00	500.00 - 600.00	600.00 - 700.00	160.00 - 180.00	80.00 - 100.00
Dambulla (DEC)	180.00 - 250.00	180.00 - 220.00	400.00 - 500.00	400.00 - 450.00	100.00 - 140.00	75.00 - 90.00
Keppetipola (DEC)	220.00 - 240.00	200.00 - 220.00	600.00 - 650.00	500.00 - 550.00	140.00 - 160.00	100.00 - 140.00
Norochhole (DEC)	120.00 - 200.00	130.00 - 200.00	380.00 - 500.00	-	-	80.00 - 100.00
Nuwara Eliya	240.00 - 250.00	220.00 - 230.00	650.00 - 660.00	550.00 - 600.00	150.00 - 170.00	130.00 - 140.00
Kandy	220.00 - 250.00	150.00 - 200.00	550.00 - 600.00	520.00 - 550.00	120.00 - 150.00	90.00 - 100.00
Hambantota	-	-	-	-	-	-
Thambuththegama (DEC)	-	-	-	-	-	-
Tissamaharama	-	-	-	-	-	-
Jaffna	300.00 - 320.00	200.00 - 220.00	420.00 - 440.00	650.00 - 670.00	150.00 - 170.00	100.00 - 130.00
Bandarawela	-	-	550.00 - 600.00	-	150.00 - 160.00	-
Veyangoda	-	-	-	-	-	-

<b>Locations</b>	<b>Leafy Vegetables (Rs/bundle)</b>			<b>Coconut (Rs/nut)</b>	
	<b>Mukunuwenna</b>	<b>Kankun</b>	<b>Gotukola</b>	<b>Large</b>	<b>Small</b>
Colombo	40.00 - 50.00	40.00 - 50.00	280.00 - 350.00	100.00 - 110.00	85.00 - 90.00
Meegoda (DEC)	50.00 - 50.00	50.00 - 50.00	210.00 - 240.00	100.00 - 105.00	80.00 - 90.00
Norochhole (DEC)	-	-	-	-	-
Nuwara Eliya	-	-	-	-	-
Dambulla (DEC)	25.00 - 30.00	25.00 - 30.00	125.00 - 150.00	80.00 - 85.00	70.00 - 75.00
Kandy	40.00 - 50.00	45.00 - 50.00	240.00 - 250.00	95.00 - 97.00	75.00 - 80.00
Hambantota	-	-	-	-	-
Thambuththegama (DEC)	-	-	-	-	-
Tissamaharama	-	-	-	-	-
Jaffna	65.00 - 75.00	40.00 - 45.00	120.00 - 125.00	85.00 - 95.00	50.00 - 55.00
Bandarawela	-	-	-	-	-
Veyangoda	-	-	-	-	-

*Colombo, Meegoda, Norochhole, Jaffna, Dambulla and Kandy - Gotukola Price Rs/Kg*



**Table 07: Selected Markets: Retail Price of Vegetables (Rs/kg)**

Week 29: 12 - 18 July 2024

LOCATIONS	Up Country Varieties									
	Butter Beans	Green Beans	Carrot	Leeks	Beetroot	Knol Khol	Raddish	Cabbage	Tomato	
Colombo	-	560.00 - 800.00	350.00 - 600.00	350.00 - 640.00	350.00 - 600.00	250.00 - 480.00	120.00 - 360.00	300.00 - 480.00	300.00 - 600.00	
Gampaha	-	-	-	-	-	-	-	-	-	
Kurunegala	-	-	-	-	-	-	-	-	-	
Nikaweratiya	-	640.00 - 800.00	450.00 - 600.00	450.00 - 600.00	400.00 - 480.00	240.00 - 320.00	160.00 - 220.00	350.00 - 400.00	400.00 - 600.00	
Dambulla	-	640.00 - 680.00	540.00 - 600.00	580.00 - 600.00	560.00 - 640.00	240.00 - 280.00	120.00 - 160.00	360.00 - 400.00	420.00 - 480.00	
Anuradhapura	-	680.00 - 800.00	520.00 - 600.00	520.00 - 600.00	520.00 - 600.00	360.00 - 440.00	180.00 - 240.00	360.00 - 440.00	440.00 - 480.00	
Thambuththegama	-	-	-	-	-	-	-	-	-	
Polonnaruwa	-	-	-	-	-	-	-	-	-	
Kaluthara	-	720.00 - 760.00	420.00 - 460.00	460.00 - 480.00	460.00 - 500.00	320.00 - 350.00	220.00 - 240.00	320.00 - 360.00	420.00 - 460.00	
Badulla	-	700.00 - 800.00	450.00 - 500.00	550.00 - 650.00	500.00 - 520.00	400.00 - 400.00	240.00 - 240.00	320.00 - 360.00	300.00 - 320.00	
Keppetipola	-	580.00 - 600.00	440.00 - 460.00	460.00 - 480.00	400.00 - 420.00	290.00 - 300.00	150.00 - 160.00	280.00 - 300.00	350.00 - 400.00	
Moneragala	-	600.00 - 720.00	520.00 - 600.00	520.00 - 600.00	520.00 - 600.00	300.00 - 320.00	160.00 - 200.00	320.00 - 400.00	380.00 - 400.00	
Kegalle	-	680.00 - 720.00	560.00 - 600.00	560.00 - 600.00	520.00 - 560.00	280.00 - 320.00	200.00 - 240.00	360.00 - 400.00	440.00 - 480.00	
Ampara	-	600.00 - 700.00	460.00 - 520.00	460.00 - 520.00	440.00 - 520.00	260.00 - 280.00	140.00 - 140.00	360.00 - 400.00	480.00 - 480.00	
Dehiattakandiya	-	600.00 - 600.00	480.00 - 520.00	600.00 - 800.00	400.00 - 600.00	300.00 - 320.00	80.00 - 100.00	400.00 - 400.00	400.00 - 500.00	
Nuwareliya	-	600.00 - 620.00	450.00 - 480.00	480.00 - 500.00	360.00 - 380.00	320.00 - 340.00	180.00 - 200.00	340.00 - 360.00	380.00 - 400.00	
Kandy	-	600.00 - 650.00	520.00 - 600.00	480.00 - 500.00	480.00 - 500.00	200.00 - 240.00	120.00 - 160.00	360.00 - 400.00	400.00 - 450.00	
Puttalam	-	-	-	-	-	-	-	-	-	
Hambantota	-	-	-	-	-	-	-	-	-	
Rathnapura	-	600.00 - 640.00	450.00 - 480.00	450.00 - 520.00	400.00 - 480.00	400.00 - 480.00	200.00 - 240.00	320.00 - 400.00	400.00 - 480.00	
Matara	-	700.00 - 800.00	520.00 - 600.00	520.00 - 600.00	540.00 - 600.00	300.00 - 320.00	120.00 - 180.00	360.00 - 400.00	460.00 - 480.00	
Galle	-	760.00 - 800.00	500.00 - 520.00	600.00 - 640.00	560.00 - 600.00	380.00 - 400.00	200.00 - 240.00	360.00 - 400.00	480.00 - 500.00	
Tissamaharama	-	-	-	-	-	-	-	-	-	
Meegoda (DEC)	-	600.00 - 700.00	480.00 - 560.00	480.00 - 560.00	520.00 - 600.00	300.00 - 480.00	240.00 - 240.00	400.00 - 400.00	480.00 - 560.00	
Embilipitiya	-	700.00 - 800.00	450.00 - 520.00	600.00 - 640.00	600.00 - 640.00	400.00 - 480.00	160.00 - 200.00	400.00 - 480.00	400.00 - 480.00	
Jaffna	-	600.00 - 650.00	400.00 - 450.00	450.00 - 470.00	450.00 - 480.00	-	160.00 - 200.00	350.00 - 380.00	380.00 - 420.00	
Vavuniya	-	800.00 - 860.00	600.00 - 680.00	600.00 - 680.00	600.00 - 650.00	300.00 - 330.00	150.00 - 200.00	450.00 - 500.00	500.00 - 550.00	
Mannar	-	760.00 - 840.00	600.00 - 650.00	600.00 - 650.00	600.00 - 650.00	-	220.00 - 250.00	360.00 - 440.00	500.00 - 550.00	
Killinochchi	-	780.00 - 820.00	580.00 - 620.00	580.00 - 620.00	580.00 - 620.00	-	200.00 - 220.00	470.00 - 500.00	460.00 - 500.00	
Mullaittivu	-	780.00 - 800.00	460.00 - 500.00	480.00 - 640.00	400.00 - 450.00	-	140.00 - 160.00	400.00 - 420.00	400.00 - 450.00	
Batticaloa	-	700.00 - 720.00	580.00 - 600.00	560.00 - 600.00	480.00 - 520.00	380.00 - 400.00	200.00 - 240.00	380.00 - 400.00	460.00 - 480.00	
Trincomalee	-	750.00 - 800.00	560.00 - 600.00	580.00 - 620.00	650.00 - 700.00	-	200.00 - 230.00	380.00 - 420.00	480.00 - 500.00	
Hanguranketha	-	520.00 - 560.00	350.00 - 380.00	350.00 - 400.00	320.00 - 360.00	170.00 - 200.00	70.00 - 80.00	-	280.00 - 320.00	
Veyangoda	-	-	-	-	-	-	-	-	-	
Galenbindunuwewa	-	-	-	-	-	-	-	-	-	
Bandarawela	-	550.00 - 600.00	400.00 - 500.00	400.00 - 580.00	500.00 - 600.00	280.00 - 300.00	180.00 - 200.00	300.00 - 320.00	360.00 - 400.00	
Matale	-	680.00 - 700.00	500.00 - 600.00	540.00 - 560.00	540.00 - 600.00	240.00 - 280.00	200.00 - 240.00	320.00 - 400.00	400.00 - 480.00	

Table 07 (Contd.)

LOCATIONS	Low Country Varieties										
	Ladies Fingers	Brinjal	Capsicum	Pumpkin	Cucumber	Bitter Gourd	Snake Gourd	Drumstick	Luffa	Long Beans	
Colombo	180.00 - 400.00	180.00 - 400.00	700.00 - 1200.00	180.00 - 320.00	150.00 - 280.00	350.00 - 800.00	220.00 - 480.00	600.00 - 1100.00	250.00 - 480.00	300.00 - 560.00	
Gampaha	-	-	-	-	-	-	-	-	-	-	
Kurunegala	-	-	-	-	-	-	-	-	-	-	
Nikaweratiya	240.00 - 320.00	240.00 - 320.00	700.00 - 800.00	180.00 - 300.00	160.00 - 200.00	400.00 - 640.00	240.00 - 320.00	800.00 - 800.00	320.00 - 400.00	320.00 - 400.00	
Dambulla	280.00 - 320.00	280.00 - 320.00	860.00 - 880.00	260.00 - 280.00	160.00 - 180.00	480.00 - 540.00	300.00 - 320.00	680.00 - 700.00	400.00 - 460.00	300.00 - 320.00	
Anuradhapura	240.00 - 360.00	320.00 - 400.00	800.00 - 1000.00	280.00 - 320.00	160.00 - 240.00	480.00 - 600.00	240.00 - 360.00	800.00 - 1000.00	320.00 - 400.00	360.00 - 440.00	
Thambuththegama	-	-	-	-	-	-	-	-	-	-	
Polonnaruwa	-	-	-	-	-	-	-	-	-	-	
Kaluthara	240.00 - 260.00	320.00 - 360.00	800.00 - 840.00	200.00 - 220.00	160.00 - 180.00	480.00 - 520.00	340.00 - 380.00	-	360.00 - 400.00	340.00 - 380.00	
Badulla	320.00 - 320.00	300.00 - 320.00	650.00 - 750.00	280.00 - 320.00	200.00 - 240.00	500.00 - 600.00	400.00 - 450.00	500.00 - 600.00	600.00 - 600.00	320.00 - 320.00	
Keppetipola	240.00 - 250.00	240.00 - 250.00	750.00 - 800.00	240.00 - 260.00	160.00 - 200.00	380.00 - 400.00	250.00 - 260.00	-	320.00 - 350.00	320.00 - 340.00	
Moneragala	280.00 - 320.00	200.00 - 280.00	800.00 - 1000.00	240.00 - 320.00	160.00 - 240.00	520.00 - 600.00	320.00 - 400.00	560.00 - 600.00	440.00 - 520.00	320.00 - 400.00	
Kegalle	280.00 - 320.00	240.00 - 280.00	800.00 - 840.00	240.00 - 280.00	160.00 - 200.00	440.00 - 480.00	280.00 - 320.00	440.00 - 480.00	440.00 - 480.00	440.00 - 480.00	
Ampara	300.00 - 320.00	200.00 - 320.00	800.00 - 880.00	220.00 - 280.00	160.00 - 240.00	480.00 - 500.00	260.00 - 320.00	480.00 - 600.00	300.00 - 400.00	320.00 - 400.00	
Dehiattakandiya	240.00 - 300.00	200.00 - 200.00	800.00 - 1000.00	260.00 - 320.00	160.00 - 200.00	400.00 - 500.00	240.00 - 320.00	480.00 - 520.00	400.00 - 400.00	300.00 - 320.00	
Nuwaraeliya	260.00 - 280.00	250.00 - 260.00	780.00 - 800.00	260.00 - 280.00	180.00 - 200.00	400.00 - 420.00	280.00 - 320.00	-	360.00 - 380.00	350.00 - 360.00	
Kandy	200.00 - 240.00	300.00 - 360.00	750.00 - 800.00	200.00 - 240.00	160.00 - 180.00	400.00 - 480.00	180.00 - 200.00	600.00 - 650.00	280.00 - 300.00	320.00 - 400.00	
Puttalam	-	-	-	-	-	-	-	-	-	-	
Rathnapura	200.00 - 240.00	240.00 - 320.00	850.00 - 850.00	200.00 - 240.00	160.00 - 200.00	600.00 - 640.00	280.00 - 320.00	-	350.00 - 400.00	360.00 - 480.00	
Hambantota	-	-	-	-	-	-	-	-	-	-	
Matara	220.00 - 240.00	200.00 - 240.00	800.00 - 1000.00	220.00 - 240.00	120.00 - 160.00	480.00 - 600.00	360.00 - 400.00	-	380.00 - 480.00	300.00 - 360.00	
Galle	200.00 - 240.00	280.00 - 300.00	860.00 - 900.00	180.00 - 200.00	140.00 - 180.00	550.00 - 600.00	380.00 - 400.00	600.00 - 700.00	400.00 - 480.00	320.00 - 380.00	
Tissamaharama	-	-	-	-	-	-	-	-	-	-	
Meegoda (DEC)	280.00 - 320.00	280.00 - 320.00	900.00 - 1000.00	280.00 - 320.00	160.00 - 240.00	400.00 - 600.00	400.00 - 480.00	-	400.00 - 480.00	400.00 - 480.00	
Embilipitiya	200.00 - 240.00	180.00 - 240.00	700.00 - 800.00	300.00 - 320.00	150.00 - 200.00	600.00 - 680.00	280.00 - 320.00	400.00 - 480.00	300.00 - 400.00	350.00 - 400.00	
Jaffna	280.00 - 300.00	250.00 - 280.00	800.00 - 840.00	180.00 - 210.00	150.00 - 180.00	800.00 - 850.00	150.00 - 190.00	800.00 - 850.00	-	350.00 - 390.00	
Vavuniya	300.00 - 340.00	200.00 - 240.00	1000.00 - 1200.00	250.00 - 300.00	150.00 - 170.00	800.00 - 860.00	300.00 - 340.00	1000.00 - 1080.00	350.00 - 400.00	450.00 - 500.00	
Mannar	300.00 - 360.00	320.00 - 360.00	900.00 - 960.00	220.00 - 250.00	240.00 - 260.00	520.00 - 600.00	280.00 - 320.00	700.00 - 800.00	-	400.00 - 440.00	
Killinochchi	380.00 - 420.00	280.00 - 320.00	1000.00 - 1050.00	270.00 - 300.00	160.00 - 180.00	700.00 - 740.00	240.00 - 260.00	800.00 - 850.00	-	380.00 - 420.00	
Mullaittivu	190.00 - 220.00	180.00 - 220.00	-	180.00 - 200.00	-	650.00 - 700.00	220.00 - 260.00	720.00 - 800.00	-	300.00 - 350.00	
Batticaloa	360.00 - 400.00	300.00 - 320.00	900.00 - 920.00	240.00 - 260.00	180.00 - 210.00	580.00 - 620.00	280.00 - 320.00	560.00 - 600.00	260.00 - 280.00	380.00 - 420.00	
Trincomalee	350.00 - 400.00	340.00 - 380.00	830.00 - 850.00	260.00 - 280.00	190.00 - 220.00	650.00 - 700.00	280.00 - 300.00	700.00 - 750.00	320.00 - 360.00	380.00 - 400.00	
Hanguranketha	210.00 260.00	160.00 200.00	650.00 650.00	180.00 220.00	90.00 120.00	320.00 360.00	180.00 220.00	500.00 680.00	280.00 320.00	240.00 300.00	
Veyangoda	-	-	-	-	-	-	-	-	-	-	
Galenbindunuwewa	-	-	-	-	-	-	-	-	-	-	
Bandarawela	280.00 - 300.00	200.00 - 240.00	750.00 - 800.00	300.00 - 320.00	180.00 - 200.00	400.00 - 450.00	300.00 - 320.00	600.00 - 700.00	300.00 - 320.00	300.00 - 340.00	
Matale	320.00 - 360.00	260.00 - 320.00	800.00 - 840.00	200.00 - 280.00	160.00 - 200.00	480.00 - 520.00	320.00 - 360.00	-	320.00 - 360.00	280.00 - 320.00	

Table 07 (Contd.)

LOCATIONS	Low Country Varieties					Leafy Vegetable			Coconut (Rs/nut)	
	Ash Plantain	Green Chillies	Lime	Sweet Potato	Manioc	Mukunuwenna	Kankun	Gotukola	Large	Small
Colombo	250.00 - 400.00	500.00 - 900.00	600.00 - 1600.00	160.00 - 320.00	100.00 - 280.00	50.00 - 100.00	70.00 - 100.00	100.00 - 120.00	115.00 - 130.00	100.00 - 110.00
Gampaha	-	-	-	-	-	-	-	-	-	-
Kurunegala	-	-	-	-	-	-	-	-	-	-
Nikaweratiya	240.00 - 400.00	640.00 - 800.00	500.00 - 600.00	200.00 - 300.00	100.00 - 100.00	50.00 - 50.00	50.00 - 50.00	150.00 - 150.00	100.00 - 110.00	80.00 - 90.00
Dambulla	300.00 - 320.00	600.00 - 650.00	800.00 - 1000.00	260.00 - 300.00	180.00 - 200.00	50.00 - 60.00	50.00 - 60.00	50.00 - 60.00	100.00 - 120.00	80.00 - 85.00
Anuradhapura	280.00 - 360.00	600.00 - 800.00	800.00 - 1000.00	240.00 - 320.00	200.00 - 240.00	50.00 - 60.00	50.00 - 60.00	50.00 - 60.00	100.00 - 120.00	70.00 - 90.00
Thambuththegama	-	-	-	-	-	-	-	-	-	-
Polonnaruwa	-	-	-	-	-	-	-	-	-	-
Kaluthara	240.00 - 280.00	560.00 - 600.00	900.00 - 1000.00	240.00 - 280.00	180.00 - 200.00	60.00 - 80.00	60.00 - 70.00	80.00 - 100.00	100.00 - 120.00	90.00 - 95.00
Badulla	240.00 - 300.00	550.00 - 800.00	1000.00 - 1100.00	220.00 - 220.00	180.00 - 180.00	80.00 - 80.00	80.00 - 80.00	100.00 - 100.00	120.00 - 120.00	100.00 - 110.00
Keppetipola	280.00 - 300.00	750.00 - 800.00	750.00 - 800.00	220.00 - 240.00	180.00 - 220.00	70.00 - 80.00	70.00 - 80.00	50.00 - 60.00	116.00 - 120.00	108.00 - 112.00
Moneragala	160.00 - 200.00	600.00 - 800.00	700.00 - 800.00	280.00 - 320.00	100.00 - 120.00	50.00 - 60.00	50.00 - 60.00	60.00 - 80.00	100.00 - 110.00	70.00 - 80.00
Kegalle	200.00 - 240.00	700.00 - 750.00	850.00 - 900.00	280.00 - 320.00	180.00 - 200.00	70.00 - 80.00	70.00 - 80.00	40.00 - 50.00	110.00 - 120.00	95.00 - 100.00
Ampara	-	600.00 - 800.00	700.00 - 800.00	180.00 - 280.00	120.00 - 140.00	50.00 - 60.00	50.00 - 50.00	50.00 - 60.00	110.00 - 120.00	90.00 - 100.00
Dehiattakandiya	200.00 - 300.00	1000.00 - 1000.00	800.00 - 1200.00	200.00 - 200.00	150.00 - 200.00	50.00 - 70.00	50.00 - 70.00	50.00 - 70.00	110.00 - 120.00	85.00 - 100.00
Nuwaraeliya	320.00 - 340.00	750.00 - 800.00	700.00 - 750.00	260.00 - 280.00	240.00 - 250.00	80.00 - 90.00	80.00 - 90.00	70.00 - 80.00	117.00 - 120.00	110.00 - 115.00
Kandy	320.00 - 360.00	950.00 - 1000.00	1150.00 - 1200.00	180.00 - 200.00	160.00 - 200.00	50.00 - 60.00	60.00 - 70.00	50.00 - 60.00	110.00 - 120.00	85.00 - 90.00
Puttalam	-	-	-	-	-	-	-	-	-	-
Rathnapura	200.00 - 280.00	700.00 - 900.00	1000.00 - 1200.00	160.00 - 200.00	120.00 - 160.00	80.00 - 80.00	80.00 - 80.00	100.00 - 100.00	130.00 - 140.00	90.00 - 110.00
Hambanthota	-	-	-	-	-	-	-	-	-	-
Matara	280.00 - 320.00	1000.00 - 1100.00	600.00 - 800.00	160.00 - 200.00	160.00 - 200.00	60.00 - 60.00	60.00 - 60.00	90.00 - 110.00	120.00 - 130.00	90.00 - 110.00
Galle	220.00 - 260.00	600.00 - 600.00	700.00 - 800.00	240.00 - 260.00	180.00 - 240.00	50.00 - 60.00	50.00 - 50.00	70.00 - 80.00	120.00 - 130.00	85.00 - 95.00
Tissamaharama	-	-	-	-	-	-	-	-	-	-
Meegoda (DEC)	320.00 - 400.00	720.00 - 900.00	800.00 - 1000.00	200.00 - 280.00	140.00 - 150.00	80.00 - 80.00	80.00 - 80.00	100.00 - 100.00	110.00 - 120.00	90.00 - 100.00
Embilipitiya	240.00 - 280.00	680.00 - 800.00	800.00 - 850.00	160.00 - 200.00	150.00 - 180.00	60.00 - 70.00	50.00 - 60.00	80.00 - 100.00	120.00 - 140.00	90.00 - 110.00
Jaffna	240.00 - 280.00	440.00 - 480.00	700.00 - 740.00	200.00 - 250.00	150.00 - 180.00	80.00 - 90.00	50.00 - 60.00	50.00 - 60.00	110.00 - 125.00	60.00 - 65.00
Vavuniya	300.00 - 340.00	650.00 - 700.00	700.00 - 800.00	300.00 - 340.00	300.00 - 320.00	60.00 - 70.00	60.00 - 65.00	100.00 - 120.00	100.00 - 120.00	60.00 - 70.00
Mannar	300.00 - 340.00	500.00 - 600.00	600.00 - 800.00	280.00 - 320.00	180.00 - 200.00	50.00 - 60.00	50.00 - 60.00	50.00 - 60.00	80.00 - 90.00	50.00 - 60.00
Killinochchi	280.00 - 320.00	580.00 - 620.00	600.00 - 650.00	280.00 - 320.00	230.00 - 250.00	60.00 - 65.00	45.00 - 50.00	45.00 - 50.00	100.00 - 120.00	55.00 - 65.00
Mullaittivu	140.00 - 160.00	450.00 - 480.00	580.00 - 600.00	220.00 - 250.00	180.00 - 200.00	80.00 - 100.00	60.00 - 70.00	40.00 - 50.00	85.00 - 95.00	60.00 - 70.00
Batticaloa	360.00 - 400.00	760.00 - 800.00	1000.00 - 1200.00	300.00 - 320.00	200.00 - 240.00	70.00 - 80.00	70.00 - 80.00	50.00 - 50.00	100.00 - 105.00	60.00 - 65.00
Trincomalee	290.00 320.00	750.00 800.00	600.00 700.00	270.00 300.00	190.00 200.00	75.00 80.00	70.00 75.00	50.00 55.00	110.00 125.00	74.00 76.00
Hanguranketha	300.00 - 320.00	600.00 - 660.00	580.00 - 700.00	160.00 - 200.00	140.00 - 180.00	35.00 - 50.00	35.00 - 50.00	40.00 - 50.00	95.00 - 100.00	90.00 - 92.00
Veyangoda	-	-	-	-	-	-	-	-	-	-
Galenbindunuwewa	-	-	-	-	-	-	-	-	-	-
Bandarawela	250.00 - 300.00	700.00 - 800.00	1000.00 - 1100.00	300.00 - 320.00	240.00 - 260.00	60.00 - 70.00	60.00 - 70.00	80.00 - 100.00	120.00 - 120.00	80.00 - 90.00
Matale	280.00 - 320.00	800.00 - 820.00	800.00 - 1000.00	220.00 - 240.00	160.00 - 180.00	50.00 - 60.00	50.00 - 60.00	50.00 - 70.00	110.00 - 120.00	80.00 - 100.00

**Table 08: Selected Markets: Retail Price of Fruits (Rs/each & Rs/kg)**

Week 29: 12 - 18 July 2024

LOCATIONS	Banana					Pineapple			Mango	
	Ambul (Rs/kg)	Kolikuttu (Rs/kg)	Seeni (Rs/kg)	Anamalu	Ambun	Large	Medium	Small	Betti	Karthakolomban
Colombo	180.00 - 280.00	450.00 - 580.00	160.00 - 260.00	35.00 - 57.00	50.00 - 70.00	580.00 - 780.00	450.00 - 600.00	300.00 - 440.00	-	100.00 - 230.00
Gampaha	-	-	-	-	-	-	-	-	-	-
Kurunegala	-	-	-	-	-	-	-	-	-	-
Nikaweratiya	200.00 - 250.00	520.00 - 550.00	200.00 - 230.00	-	60.00 - 66.00	-	400.00 - 430.00	350.00 - 390.00	-	-
Dambulla	180.00 - 200.00	480.00 - 500.00	180.00 - 200.00	-	56.00 - 60.00	550.00 - 600.00	400.00 - 450.00	200.00 - 250.00	35.00 - 40.00	100.00 - 120.00
Anuradhapura	200.00 - 240.00	450.00 - 550.00	200.00 - 240.00	28.00 - 35.00	40.00 - 45.00	680.00 - 850.00	480.00 - 560.00	350.00 - 400.00	-	80.00 - 120.00
Thambuththegama	-	-	-	-	-	-	-	-	-	-
Polonnaruwa	-	-	-	-	-	-	-	-	-	-
Kaluthara	220.00 - 250.00	480.00 - 520.00	200.00 - 220.00	34.00 - 38.00	38.00 - 40.00	-	500.00 - 540.00	400.00 - 440.00	-	120.00 - 160.00
Badulla	180.00 - 250.00	480.00 - 500.00	160.00 - 230.00	16.00 - 20.00	28.00 - 30.00	-	-	300.00 - 350.00	-	80.00 - 100.00
Keppetipola	180.00 - 190.00	480.00 - 500.00	160.00 - 170.00	25.00 - 28.00	45.00 - 48.00	-	380.00 - 400.00	340.00 - 350.00	40.00 - 45.00	80.00 - 90.00
Moneragala	140.00 - 160.00	300.00 - 350.00	100.00 - 120.00	20.00 - 30.00	25.00 - 35.00	-	350.00 - 360.00	190.00 - 260.00	-	60.00 - 80.00
Kegalle	200.00 - 220.00	500.00 - 550.00	200.00 - 220.00	20.00 - 25.00	20.00 - 25.00	550.00 - 650.00	350.00 - 450.00	150.00 - 200.00	-	80.00 - 100.00
Ampara	150.00 - 180.00	-	120.00 - 140.00	-	28.00 - 30.00	-	450.00 - 450.00	-	-	90.00 - 100.00
Dehiattakandiya	200.00 - 220.00	400.00 - 450.00	150.00 - 200.00	-	45.00 - 50.00	550.00 - 600.00	350.00 - 400.00	200.00 - 300.00	-	80.00 - 100.00
Nuwaraeliya	180.00 - 200.00	500.00 - 520.00	170.00 - 180.00	28.00 - 32.00	48.00 - 52.00	-	420.00 - 440.00	350.00 - 360.00	45.00 - 50.00	80.00 - 90.00
Kandy	200.00 - 240.00	500.00 - 550.00	180.00 - 220.00	23.00 - 25.00	40.00 - 42.00	650.00 - 750.00	350.00 - 400.00	200.00 - 250.00	40.00 - 50.00	70.00 - 90.00
Puttalam	-	-	-	-	-	-	-	-	-	-
Rathnapura	200.00 - 250.00	400.00 - 500.00	200.00 - 250.00	25.00 - 28.00	41.00 - 50.00	630.00 - 750.00	420.00 - 500.00	330.00 - 400.00	-	100.00 - 150.00
Hambantota	-	-	-	-	-	-	-	-	-	-
Matara	200.00 - 230.00	430.00 - 450.00	160.00 - 180.00	26.00 - 28.00	38.00 - 40.00	750.00 - 800.00	580.00 - 630.00	350.00 - 380.00	90.00 - 100.00	130.00 - 160.00
Galle	180.00 - 200.00	450.00 - 480.00	180.00 - 200.00	32.00 - 36.00	35.00 - 38.00	600.00 - 650.00	500.00 - 560.00	-	65.00 - 70.00	-
Tissamaharama	-	-	-	-	-	-	-	-	-	-
Meegoda (DEC)	180.00 - 220.00	400.00 - 460.00	170.00 - 200.00	45.00 - 54.00	50.00 - 60.00	680.00 - 765.00	520.00 - 585.00	400.00 - 450.00	-	130.00 - 140.00
Embilipitiya	120.00 - 150.00	350.00 - 420.00	120.00 - 150.00	20.00 - 25.00	25.00 - 30.00	-	450.00 - 550.00	300.00 - 400.00	100.00 - 120.00	140.00 - 160.00
Jaffna	200.00 - 260.00	300.00 - 350.00	140.00 - 180.00	-	-	650.00 - 700.00	500.00 - 570.00	440.00 - 480.00	-	120.00 - 150.00
Vavuniya	180.00 - 200.00	390.00 - 420.00	180.00 - 200.00	-	-	600.00 - 700.00	450.00 - 550.00	300.00 - 400.00	-	110.00 - 140.00
Mannar	180.00 - 200.00	380.00 - 400.00	160.00 - 180.00	28.00 - 30.00	-	600.00 - 650.00	500.00 - 550.00	400.00 - 450.00	-	100.00 - 150.00
Killinochchi	180.00 - 200.00	400.00 - 440.00	140.00 - 160.00	34.00 - 36.00	34.00 - 36.00	750.00 - 800.00	600.00 - 650.00	500.00 - 550.00	-	140.00 - 160.00
Mullaittivu	150.00 - 170.00	400.00 - 420.00	150.00 - 170.00	42.00 - 47.00	45.00 - 50.00	-	-	200.00 - 215.00	-	70.00 - 75.00
Batticaloa	240.00 - 250.00	400.00 - 420.00	140.00 - 160.00	25.00 - 26.00	-	580.00 - 600.00	450.00 - 500.00	300.00 - 320.00	-	110.00 - 120.00
Trincomalee	200.00 - 240.00	420.00 - 450.00	190.00 - 200.00	-	-	740.00 - 760.00	600.00 - 640.00	480.00 - 500.00	-	130.00 - 140.00
Veyangoda	-	-	-	-	-	-	-	-	-	-
Galenbindunuwewa	-	-	-	-	-	-	-	-	-	-
Bandarawela	240.00 - 260.00	500.00 - 550.00	160.00 - 180.00	25.00 - 30.00	35.00 - 40.00	650.00 - 650.00	600.00 - 600.00	450.00 - 500.00	40.00 - 50.00	100.00 - 120.00
Matale	180.00 - 200.00	450.00 - 460.00	160.00 - 180.00	30.00 - 34.00	42.00 - 45.00	580.00 - 600.00	450.00 - 480.00	350.00 - 380.00	-	80.00 - 100.00

Table 08 (Contd.)

LOCATIONS	Mango				Other Fruits							
	Vilad		Kohu		Papaw (Rs/kg)	Passion	Wood Apple	Orange	Avocado	Slime Apple	Grapes (Rs/kg)	King Coconut
Colombo	100.00 - 120.00	-	-	-	180.00 - 300.00	65.00 - 100.00	80.00 - 160.00	120.00 - 250.00	130.00 - 200.00	70.00 - 130.00	1700.00 - 2800.00	160.00 - 240.00
Gampaha	-	-	-	-	-	-	-	-	-	-	-	-
Kurunegala	-	-	-	-	-	-	-	-	-	-	-	-
Nikaweratiya	-	-	-	-	180.00 - 200.00	-	-	-	87.00 - 95.00	-	2500.00 - 2500.00	100.00 - 110.00
Dambulla	60.00 - 80.00	20.00 - 20.00	-	-	200.00 - 240.00	35.00 - 40.00	80.00 - 90.00	80.00 - 100.00	70.00 - 80.00	50.00 - 60.00	2400.00 - 2500.00	150.00 - 160.00
Anuradhapura	-	-	-	-	160.00 - 240.00	-	90.00 - 120.00	-	80.00 - 100.00	50.00 - 70.00	2500.00 - 3000.00	180.00 - 200.00
Thambuththegama	-	-	-	-	-	-	-	-	-	-	-	-
Polonnaruwa	-	-	-	-	-	-	-	-	-	-	-	-
Kaluthara	-	-	-	-	200.00 - 240.00	70.00 - 90.00	80.00 - 120.00	140.00 - 160.00	140.00 - 160.00	-	2400.00 - 2600.00	160.00 - 170.00
Badulla	-	-	-	-	300.00 - 350.00	50.00 - 70.00	-	-	-	50.00 - 60.00	2500.00 - 2500.00	200.00 - 200.00
Keppetipola	40.00 - 45.00	16.00 - 18.00	-	-	280.00 - 320.00	40.00 - 50.00	55.00 - 60.00	110.00 - 120.00	35.00 - 40.00	40.00 - 50.00	2700.00 - 2800.00	150.00 - 160.00
Moneragala	-	-	-	-	160.00 - 200.00	40.00 - 50.00	80.00 - 100.00	100.00 - 150.00	50.00 - 60.00	50.00 - 60.00	2500.00 - 2600.00	130.00 - 150.00
Kegalle	-	-	-	-	200.00 - 220.00	-	80.00 - 100.00	80.00 - 100.00	80.00 - 100.00	60.00 - 120.00	2500.00 - 2600.00	130.00 - 150.00
Ampara	-	-	-	-	200.00 - 220.00	-	-	-	90.00 - 95.00	-	2300.00 - 2400.00	150.00 - 150.00
Dehiattakandiya	-	-	-	-	200.00 - 200.00	-	100.00 - 100.00	-	100.00 - 130.00	60.00 - 80.00	2500.00 - 2800.00	120.00 - 150.00
Nuwaraeliya	45.00 - 50.00	18.00 - 20.00	-	-	300.00 - 320.00	45.00 - 50.00	70.00 - 80.00	110.00 - 130.00	40.00 - 45.00	40.00 - 50.00	2700.00 - 2800.00	160.00 - 170.00
Kandy	-	20.00 - 25.00	-	-	180.00 - 200.00	50.00 - 60.00	70.00 - 80.00	70.00 - 80.00	50.00 - 80.00	40.00 - 50.00	2000.00 - 2500.00	190.00 - 200.00
Puttalam	-	-	-	-	-	-	-	-	-	-	-	-
Hambantota	-	-	-	-	-	-	-	-	-	-	-	-
Rathnapura	60.00 - 60.00	-	-	-	200.00 - 250.00	-	140.00 - 150.00	-	75.00 - 100.00	100.00 - 110.00	2500.00 - 2600.00	130.00 - 150.00
Matara	-	-	-	-	200.00 - 220.00	41.00 - 45.00	100.00 - 110.00	160.00 - 180.00	50.00 - 55.00	45.00 - 55.00	2000.00 - 2200.00	150.00 - 170.00
Galle	100.00 - 120.00	-	-	-	240.00 - 320.00	60.00 - 70.00	85.00 - 90.00	120.00 - 140.00	80.00 - 90.00	75.00 - 80.00	2500.00 - 2800.00	120.00 - 130.00
Tissamaharama	-	-	-	-	-	-	-	-	-	-	-	-
Meegoda (DEC)	-	-	-	-	170.00 - 200.00	-	75.00 - 100.00	-	73.00 - 100.00	59.00 - 70.00	1800.00 - 2200.00	140.00 - 150.00
Embilipitiya	80.00 - 100.00	40.00 - 60.00	-	-	200.00 - 230.00	40.00 - 60.00	100.00 - 130.00	140.00 - 160.00	80.00 - 120.00	-	2600.00 - 2700.00	150.00 - 170.00
Jaffna	40.00 - 55.00	-	-	-	130.00 - 150.00	100.00 - 130.00	100.00 - 150.00	-	120.00 - 150.00	-	2900.00 - 3000.00	150.00 - 170.00
Vavuniya	-	-	-	-	150.00 - 170.00	70.00 - 80.00	-	-	100.00 - 120.00	-	2400.00 - 2500.00	200.00 - 220.00
Mannar	50.00 - 60.00	-	-	-	180.00 - 200.00	70.00 - 90.00	-	80.00 - 100.00	100.00 - 150.00	120.00 - 150.00	2500.00 - 2800.00	180.00 - 220.00
Killinochchi	-	-	-	-	140.00 - 160.00	-	140.00 - 150.00	-	100.00 - 120.00	-	2400.00 - 2500.00	200.00 - 210.00
Mullaittivu	-	-	-	-	150.00 - 160.00	-	-	-	-	-	-	150.00 - 180.00
Batticaloa	40.00 - 50.00	-	-	-	200.00 - 220.00	80.00 - 85.00	110.00 - 120.00	90.00 - 100.00	100.00 - 110.00	-	2000.00 - 2100.00	180.00 - 200.00
Trincomalee	75.00 - 80.00	35.00 - 36.00	-	-	160.00 - 180.00	85.00 - 86.00	90.00 - 100.00	82.00 - 85.00	120.00 - 122.00	-	2430.00 - 2500.00	190.00 - 200.00
Veyangoda	-	-	-	-	-	-	-	-	-	-	-	-
Galenbindunuwewa	-	-	-	-	-	-	-	-	-	-	-	-
Bandarawela	50.00 - 70.00	-	-	-	160.00 - 200.00	40.00 - 60.00	100.00 - 120.00	100.00 - 120.00	40.00 - 60.00	-	2200.00 - 2300.00	200.00 - 220.00
Matale	-	30.00 - 35.00	-	-	190.00 - 220.00	-	80.00 - 100.00	90.00 - 100.00	90.00 - 110.00	-	2000.00 - 2100.00	140.00 - 150.00

**Table 09: Selected Markets: Wholesale Price of Fresh Fish & Eggs (Rs/kg & Rs/egg)**

Week 29: 12 - 18 July 2024

Locations	Sea Fish					
	Salaya	Hurulla	Balaya	Kelawalla	Thora	Paraw
Colombo	150.00 - 350.00	650.00 - 900.00	700.00 - 800.00	1150.00 - 1300.00	2500.00 - 3200.00	1200.00 - 1450.00
Kandy	350.00 - 380.00	950.00 - 1000.00	850.00 - 950.00	1200.00 - 1400.00	2000.00 - 2100.00	1200.00 - 1300.00
Kaluthara	260.00 - 280.00	820.00 - 840.00	660.00 - 700.00	1200.00 - 1400.00	-	1150.00 - 1250.00
Puttalam	-	-	-	-	-	-
Matara	280.00 - 330.00	-	650.00 - 700.00	1100.00 - 1250.00	-	-
Hambantota	-	-	-	-	-	-
Galle	-	-	600.00 - 700.00	850.00 - 900.00	-	1000.00 - 1100.00
Batticaloa	200.00 - 250.00	600.00 - 700.00	600.00 - 700.00	1100.00 - 1200.00	1600.00 - 1700.00	1100.00 - 1200.00
Trincomalee	300.00 - 350.00	840.00 - 880.00	1000.00 - 1080.00	1850.00 - 1880.00	1920.00 - 1950.00	1660.00 - 1700.00
Mannar	300.00 - 350.00	-	650.00 - 700.00	-	-	1200.00 - 1300.00

Locations	Sea Fish				Eggs	
	Mora	Shrimps	Thalapath	Teppeli	Brown	White
Colombo	950.00 - 1150.00	1650.00 - 1800.00	1800.00 - 2200.00	-	50.00 - 55.00	48.00 - 52.00
Kandy	1350.00 - 1400.00	1750.00 - 1900.00	2100.00 - 2200.00	-	48.00 - 50.00	45.00 - 47.00
Kaluthara	-	-	1750.00 - 1850.00	-	-	-
Puttalam	-	-	-	-	-	-
Matara	-	1750.00 - 1800.00	1500.00 - 1600.00	-	48.00 - 50.00	44.00 - 46.00
Hambantota	-	-	-	-	-	-
Galle	-	-	-	-	50.00 - 51.00	48.00 - 50.00
Batticaloa	1100.00 - 1200.00	1300.00 - 1400.00	1400.00 - 1600.00	-	53.00 - 53.00	52.00 - 53.00
Trincomalee	1740.00 - 1800.00	1050.00 - 1100.00	-	-	52.00 - 53.00	50.00 - 52.00
Mannar	1700.00 - 1800.00	1300.00 - 1400.00	-	-	50.00 - 51.00	48.00 - 49.00

**Table 10: Selected Markets: Wholesale Price of Dried Fish (Rs/50kg)**

Week 29: 12 - 18 July 2024

Locations	Local Dried Fish					
	Sprats	Kattawa	Thora	Mora	Balaya	Anguluwa
Colombo	77500 - 85000	-	-	90000 - 95000	50000 - 55000	-
Kandy	72500 - 75000	-	-	91250 - 92500	45000 - 47500	52500 - 55000
Batticaloa	45000 - 50000	100000 - 110000	-	-	50000 - 55000	50000 - 55000
Trincomalee	54500 - 54800	-	-	-	52000 - 52500	40000 - 41000
Mannar	50000 - 52500	82500 - 110000	-	75000 - 80000	45000 - 50000	35000 - 37500

Locations	Local Dried Fish			Imported Dried Fish		
	Maduwa	Koduwa	Salaya	Sprats	Kattawa	Thora
Colombo	65000 - 72500	-	14000 - 17500	40000 - 47500	62500 - 70000	-
Kandy	70000 - 72500	-	30000 - 32500	42500 - 46000	72500 - 75000	-
Batticaloa	50000 - 55000	-	35000 - 40000	55000 - 60000	94500 - 95000	-
Trincomalee	52000 - 52500	-	33000 - 34000	47000 - 47500	99300 - 99500	-
Mannar	50000 - 55000	-	30000 - 32500	52500 - 55000	-	-

Locations	Imported Dried Fish					
	Mora	Balaya	Anguluwa	Maduwa	Koduwa	Salaya
Colombo	-	-	70000 - 75000	-	-	-
Kandy	-	-	-	-	-	-
Batticaloa	-	-	-	-	-	-
Trincomalee	-	-	-	-	-	-
Mannar	-	-	-	-	-	-

**Table 11: Selected Markets: Retail Price of Fresh Fish & Eggs (Rs/kg & Rs/eggs)**

Week 29: 12 - 18 July 2024

LOCATIONS	Sea Fish										Eggs									
	Salaya		Hurulla		Balaya		Kelawalla		Thora		Paraw		Mora		Thalapath		Brown		White	
Colombo	350.00 - 700.00	950.00 - 1050.00	800.00 - 1000.00	1350.00 - 3000.00	2800.00 - 4000.00	1350.00 - 2800.00	1200.00 - 1250.00	2200.00 - 3200.00	52.00 - 55.00	50.00 - 53.00										
Gampaha	-	-	-	-	-	-	-	-	-	-	-	-	-	-	-	-	-	-	-	-
Kurunegala	-	-	-	-	-	-	-	-	-	-	-	-	-	-	-	-	-	-	-	-
Nikaweratiya	500.00 - 600.00	1000.00 - 1000.00	800.00 - 1000.00	1800.00 - 2000.00	-	1500.00 - 1500.00	2000.00 - 2000.00	2400.00 - 2800.00	52.00 - 55.00	50.00 - 52.00										
Dambulla	400.00 - 440.00	900.00 - 1000.00	900.00 - 1000.00	2000.00 - 2200.00	-	1800.00 - 2000.00	1800.00 - 1900.00	2300.00 - 2500.00	52.00 - 53.00	50.00 - 51.00										
Anuradhapura	460.00 - 500.00	-	900.00 - 1000.00	2000.00 - 2200.00	2400.00 - 2600.00	1650.00 - 1800.00	1700.00 - 1900.00	2300.00 - 2500.00	-	50.00 - 53.00										
Thambuththegama	-	-	-	-	-	-	-	-	-	-	-	-	-	-	-	-	-	-	-	-
Polonnaruwa	-	-	-	-	-	-	-	-	-	-	-	-	-	-	-	-	-	-	-	-
Kaluthara	340.00 - 380.00	1000.00 - 1040.00	780.00 - 800.00	1700.00 - 1900.00	-	2000.00 - 2100.00	-	2200.00 - 2400.00	-	52.00 - 53.00										
Badulla	360.00 - 500.00	900.00 - 900.00	1000.00 - 1400.00	1400.00 - 1400.00	2400.00 - 2400.00	1400.00 - 1400.00	1400.00 - 1600.00	2400.00 - 2700.00	54.00 - 55.00	48.00 - 55.00										
Keppetipola	440.00 - 450.00	850.00 - 860.00	1250.00 - 1350.00	1700.00 - 1750.00	-	-	1500.00 - 1600.00	2200.00 - 2300.00	56.00 - 60.00	54.00 - 57.00										
Moneragala	450.00 - 500.00	-	850.00 - 950.00	2500.00 - 2600.00	-	-	-	2400.00 - 2600.00	-	50.00 - 55.00										
Kegalle	600.00 - 800.00	1000.00 - 1200.00	1400.00 - 1600.00	2600.00 - 2700.00	-	1600.00 - 1800.00	1800.00 - 1900.00	2600.00 - 2800.00	54.00 - 60.00	53.00 - 55.00										
Ampara	450.00 - 500.00	800.00 - 800.00	-	-	-	-	1500.00 - 1500.00	3000.00 - 3000.00	-	48.00 - 51.00										
Dehiattakandiya	350.00 - 400.00	-	1200.00 - 1200.00	1700.00 - 1800.00	-	-	1400.00 - 1400.00	2200.00 - 2200.00	51.00 - 52.00	46.00 - 50.00										
Nuwaraeliya	480.00 - 500.00	860.00 - 880.00	1300.00 - 1400.00	1750.00 - 1800.00	-	-	-	2350.00 - 2400.00	57.00 - 60.00	55.00 - 57.00										
Kandy	470.00 - 480.00	1150.00 - 1200.00	1000.00 - 1200.00	1800.00 - 2000.00	2700.00 - 2800.00	1500.00 - 1600.00	1600.00 - 1700.00	2350.00 - 2400.00	52.00 - 53.00	48.00 - 50.00										
Puttalam	-	-	-	-	-	-	-	-	-	-	-	-	-	-	-	-	-	-	-	-
Hambantota	-	-	-	-	-	-	-	-	-	-	-	-	-	-	-	-	-	-	-	-
Rathnapura	500.00 - 500.00	-	1000.00 - 1000.00	2200.00 - 2200.00	3600.00 - 3600.00	2400.00 - 2400.00	1800.00 - 1800.00	2400.00 - 2400.00	48.00 - 49.00	47.00 - 50.00										
Matara	500.00 - 600.00	-	1200.00 - 1250.00	1800.00 - 2000.00	-	-	1100.00 - 1200.00	2300.00 - 2400.00	51.00 - 53.00	45.00 - 50.00										
Galle	350.00 - 400.00	800.00 - 950.00	1000.00 - 1200.00	2000.00 - 2200.00	2400.00 - 2400.00	1800.00 - 2000.00	2000.00 - 2000.00	2400.00 - 2600.00	50.00 - 52.00	50.00 - 52.00										
Tissamaharama	-	-	-	-	-	-	-	-	-	-	-	-	-	-	-	-	-	-	-	-
Meegoda	360.00 - 600.00	1000.00 - 1000.00	1400.00 - 1400.00	2000.00 - 2000.00	-	1400.00 - 1600.00	1600.00 - 1600.00	3300.00 - 3300.00	48.00 - 53.00	46.00 - 48.00										
Embilipitiya	500.00 - 550.00	800.00 - 800.00	1400.00 - 1500.00	2400.00 - 2500.00	2750.00 - 2800.00	-	1400.00 - 1500.00	2500.00 - 2550.00	46.00 - 52.00	48.00 - 50.00										
Jaffna	400.00 - 450.00	1000.00 - 1100.00	1000.00 - 1100.00	-	2000.00 - 2100.00	2000.00 - 2200.00	2500.00 - 2700.00	-	52.00 - 54.00	52.00 - 54.00										
Vavuniya	600.00 - 700.00	1000.00 - 1200.00	1000.00 - 1100.00	2400.00 - 2500.00	2400.00 - 2550.00	1550.00 - 1650.00	1800.00 - 1900.00	2400.00 - 2500.00	54.00 - 55.00	52.00 - 54.00										
Mannar	400.00 - 500.00	-	800.00 - 900.00	-	-	1500.00 - 1600.00	2000.00 - 2300.00	-	52.00 - 54.00	50.00 - 51.00										
Killinochchi	400.00 - 460.00	800.00 - 800.00	950.00 - 1000.00	-	-	1500.00 - 1600.00	-	-	-	52.00 - 53.00										
Mullaitivu	600.00 - 650.00	1000.00 - 1200.00	900.00 - 1000.00	-	2000.00 - 2400.00	1500.00 - 1600.00	-	-	-	52.00 - 54.00										
Batticaloa	350.00 - 450.00	900.00 - 1000.00	1400.00 - 1500.00	1900.00 - 2000.00	2400.00 - 2500.00	1900.00 - 2000.00	1900.00 - 2000.00	2200.00 - 2400.00	54.00 - 55.00	54.00 - 55.00										
Trincomalee	400.00 - 440.00	1000.00 - 1080.00	1200.00 - 1250.00	2140.00 - 2200.00	2300.00 - 2350.00	1850.00 - 1900.00	1950.00 - 2000.00	-	54.00 - 55.00	52.00 - 54.00										
Veyangoda	-	-	-	-	-	-	-	-	-	-	-	-	-	-	-	-	-	-	-	-
Galenbindunuwewa	-	-	-	-	-	-	-	-	-	-	-	-	-	-	-	-	-	-	-	-
Bandarawela	600.00 - 650.00	-	1550.00 - 1600.00	1800.00 - 2000.00	-	1700.00 - 1800.00	1500.00 - 1550.00	2300.00 - 2400.00	55.00 - 57.00	54.00 - 55.00										
Matale	500.00 - 580.00	850.00 - 950.00	1500.00 - 1600.00	2000.00 - 2200.00	2600.00 - 2700.00	1800.00 - 2000.00	1700.00 - 1800.00	2200.00 - 2400.00	54.00 - 55.00	52.00 - 53.00										

**Table 12: Selected Markets: Retail Price of Dried Fish (Rs/kg)**

Week 29: 12 - 18 July 2024

LOCATIONS	Dried Fish													
	Sprats-Imported		Kattawa		Thora		Mora		Balaya		Anguluwa		Salaya	
Colombo	1000.00	1400.00	1800.00	2400.00	-	-	2000.00	2600.00	1300.00	1800.00	1800.00	2400.00	800.00	1000.00
Gampaha	-	-	-	-	-	-	-	-	-	-	-	-	-	-
Kurunegala	-	-	-	-	-	-	-	-	-	-	-	-	-	-
Nikaweratiya	1000.00	1200.00	1800.00	2000.00	3000.00	3000.00	2100.00	2400.00	1000.00	1400.00	1600.00	2000.00	800.00	800.00
Dambulla	950.00	1000.00	2200.00	2400.00	-	-	2000.00	2300.00	1400.00	1500.00	1900.00	2000.00	-	-
Anuradhapura	1100.00	1400.00	1800.00	2400.00	-	-	2000.00	2400.00	1200.00	1600.00	1800.00	2400.00	800.00	1000.00
Thambuththegama	-	-	-	-	-	-	-	-	-	-	-	-	-	-
Polonnaruwa	-	-	-	-	-	-	-	-	-	-	-	-	-	-
Kaluthara	1200.00	1300.00	2200.00	2300.00	-	-	2200.00	2300.00	1400.00	1500.00	2000.00	2200.00	1000.00	1100.00
Badulla	1200.00	1200.00	2200.00	2200.00	-	-	2200.00	2200.00	1400.00	1400.00	1200.00	1200.00	-	-
Keppetipola	950.00	1000.00	2350.00	2400.00	-	-	2250.00	2260.00	1250.00	1350.00	2250.00	2280.00	920.00	950.00
Moneragala	1000.00	1200.00	1800.00	1900.00	-	-	2000.00	2200.00	1400.00	1600.00	1800.00	2000.00	800.00	900.00
Kegalle	1000.00	1200.00	2000.00	2200.00	-	-	2000.00	2200.00	1200.00	1300.00	-	-	-	-
Ampara	1100.00	1100.00	1800.00	2600.00	-	-	2000.00	2000.00	1250.00	1600.00	1200.00	1500.00	700.00	700.00
Dehiattakandiya	1000.00	1200.00	2000.00	2400.00	-	-	2000.00	2600.00	-	-	1200.00	2600.00	1000.00	1000.00
Nuwaraeliya	960.00	980.00	2350.00	2380.00	-	-	2260.00	2280.00	1280.00	1350.00	2260.00	2300.00	850.00	860.00
Kandy	1100.00	1300.00	2000.00	2200.00	-	-	2300.00	2400.00	1500.00	1600.00	2000.00	2100.00	900.00	1000.00
Puttalam	-	-	-	-	-	-	-	-	-	-	-	-	-	-
Hambantota	-	-	-	-	-	-	-	-	-	-	-	-	-	-
Rathnapura	980.00	1160.00	2000.00	2100.00	-	-	1920.00	2120.00	1400.00	1560.00	1800.00	2100.00	-	-
Matara	1000.00	1200.00	1900.00	2000.00	-	-	1900.00	2000.00	1500.00	1600.00	1900.00	2000.00	-	-
Galle	1100.00	1200.00	2000.00	2400.00	-	-	2200.00	2200.00	1500.00	1600.00	1900.00	2000.00	900.00	1000.00
Tissamaharama	-	-	-	-	-	-	-	-	-	-	-	-	-	-
Meegoda	950.00	1200.00	1800.00	2000.00	-	-	1800.00	2200.00	1200.00	1600.00	1400.00	1800.00	800.00	800.00
Embilipitiya	1100.00	1300.00	2200.00	2350.00	-	-	2000.00	2250.00	1500.00	2000.00	2100.00	2300.00	900.00	1200.00
Jaffna	950.00	1000.00	2200.00	2400.00	3100.00	3250.00	2150.00	2300.00	1280.00	1350.00	1200.00	1300.00	-	-
Vavuniya	-	-	1800.00	2000.00	-	-	2000.00	2150.00	1200.00	1300.00	1200.00	1250.00	700.00	750.00
Mannar	1100.00	1200.00	1800.00	2400.00	-	-	1700.00	1800.00	1100.00	1200.00	800.00	900.00	700.00	800.00
Killinochchi	950.00	1000.00	2450.00	2500.00	-	-	1950.00	2000.00	1300.00	1400.00	950.00	1000.00	800.00	900.00
Mullaittivu	1250.00	1300.00	1850.00	1950.00	-	-	-	-	-	-	-	-	700.00	750.00
Batticaloa	1100.00	1200.00	2200.00	2400.00	-	-	-	-	1200.00	1300.00	1200.00	1300.00	900.00	1000.00
Trincomalee	1050.00	1150.00	2300.00	2350.00	-	-	-	-	1200.00	1250.00	1000.00	1050.00	850.00	900.00
Veyangoda	-	-	-	-	-	-	-	-	-	-	-	-	-	-
Galenbindunuwewa	-	-	-	-	-	-	-	-	-	-	-	-	-	-
Bandarawela	1000.00	1000.00	1800.00	1900.00	-	-	1800.00	2000.00	1400.00	1500.00	1700.00	1800.00	900.00	950.00
Matale	1000.00	1200.00	2300.00	2400.00	-	-	2300.00	2400.00	1500.00	1600.00	2200.00	2300.00	780.00	850.00



**Table 13: Selected Markets: Retail Price of Meat (Rs/kg)**

Week 29: 12 - 18 July 2024

LOCATIONS	Meat	Meat (Chicken)		Meat	
	Beef	Broiler	Curry	Mutton	Pork
Colombo	2500.00 - 2600.00	1100.00 - 1200.00	1180.00 - 1450.00	3300.00 - 3500.00	1300.00 - 1500.00
Gampaha	-	-	-	-	-
Kurunegala	-	-	-	-	-
Nikaweratiya	2200.00 - 2200.00	1100.00 - 1100.00	-	-	1280.00 - 1280.00
Dambulla	-	1080.00 - 1150.00	-	-	1400.00 - 1400.00
Anuradhapura	2300.00 - 2400.00	1150.00 - 1250.00	1300.00 - 1300.00	3400.00 - 3500.00	1300.00 - 1450.00
Thambuththegama	-	-	-	-	-
Polonnaruwa	-	-	-	-	-
Kaluthara	2300.00 - 2400.00	1050.00 - 1100.00	-	-	1300.00 - 1400.00
Badulla	2100.00 - 2100.00	1360.00 - 1380.00	-	2900.00 - 2900.00	-
Keppetipola	2100.00 - 2200.00	1200.00 - 1250.00	1360.00 - 1380.00	3000.00 - 3100.00	-
Moneragala	2300.00 - 2300.00	1100.00 - 1300.00	1550.00 - 1600.00	-	1500.00 - 1600.00
Kegalle	2300.00 - 2300.00	1090.00 - 1190.00	-	3100.00 - 3100.00	1450.00 - 1550.00
Ampara	-	1000.00 - 1200.00	-	-	-
Dehiattakandiya	-	1180.00 - 1200.00	-	-	1290.00 - 1400.00
Nuwaraeliya	2200.00 - 2300.00	1250.00 - 1260.00	1350.00 - 1380.00	3200.00 - 3300.00	1400.00 - 1450.00
Kandy	2200.00 - 2200.00	1040.00 - 1070.00	1250.00 - 1275.00	3100.00 - 3200.00	1350.00 - 1400.00
Puttalam	-	-	-	-	-
Hambantota	-	-	-	-	-
Rathnapura	2400.00 - 2400.00	1150.00 - 1200.00	1250.00 - 1350.00	3200.00 - 3200.00	1300.00 - 1300.00
Matara	-	1180.00 - 1200.00	-	-	-
Galle	2400.00 - 2400.00	1000.00 - 1150.00	1350.00 - 1400.00	3200.00 - 3300.00	-
Tissamaharama	-	-	-	-	-
Meegoda	-	1080.00 - 1280.00	1300.00 - 1400.00	-	1250.00 - 1250.00
Embilipitiya	2150.00 - 2200.00	1000.00 - 1100.00	1200.00 - 1320.00	2900.00 - 3000.00	1450.00 - 1600.00
Jaffna	2000.00 - 2100.00	1200.00 - 1250.00	1500.00 - 1550.00	3450.00 - 3600.00	-
Vavuniya	2000.00 - 2150.00	1300.00 - 1400.00	1500.00 - 1600.00	3000.00 - 3150.00	-
Mannar	2000.00 - 2200.00	1080.00 - 1200.00	1600.00 - 1700.00	-	-
Killinochchi	2000.00 - 2050.00	1200.00 - 1250.00	1600.00 - 1700.00	3300.00 - 3500.00	-
Mullaittivu	-	1200.00 - 1250.00	-	-	-
Batticaloa	1950.00 - 2000.00	1100.00 - 1150.00	1450.00 - 1500.00	3450.00 - 3500.00	-
Trincomalee	2120.00 - 2150.00	1150.00 - 1200.00	1860.00 - 1900.00	3450.00 - 3500.00	-
Veyangoda	-	-	-	-	-
Galenbindunuwewa	-	-	-	-	-
Bandarawela	2800.00 - 2800.00	1150.00 - 1200.00	1450.00 - 1500.00	2800.00 - 2800.00	-
Matale	2000.00 - 2200.00	1100.00 - 1180.00	1350.00 - 1400.00	2900.00 - 3000.00	1400.00 - 1600.00

**Table 14: Colombo: Wholesale Prices (Rs/kg or Rs/piece)**

Week 29: 12 - 18 July 2024

COMMODITY	Range	Average Price			Change Compared to		COMMODITY	Range	Average Price			Change Compared to	
		This Week	Last Week	Last Year	Last Week (%)	Last Year (%)			This Week	Last Week	Last Year	Last Week (%)	Last Year (%)
<b><u>Rice</u></b>							<b><u>Coconut</u></b>						
<b>Local</b>							Large	100.00 - 110.00	105.00	104.00	94.38	0.96	11.26
Samba 1	235.00 - 240.00	236.10	236.40	209.30	-0.13	12.80	Small	85.00 - 90.00	87.50	86.00	76.25	1.74	14.75
Samba 2	228.00 - 230.00	229.33	229.50	198.00	-0.07	15.82							
Keeri Samba	265.00 - 315.00	288.75	288.75	257.50	0.00	12.14	<b><u>Fruits (Rs/fruit)</u></b>						
Nadu 1	210.00 - 215.00	211.56	212.40	177.50	-0.40	19.19	<b>Plantain</b>						
Nadu 2	205.00 - 207.00	205.86	205.86	170.00	0.00	21.09	Ambul (Rs/kg)	150.00 - 200.00	170.91	167.27	123.33	2.17	38.57
Raw (Red)	190.00 - 200.00	194.50	194.00	137.00	0.26	41.97	Kolikuttu (Rs/kg)	400.00 - 480.00	441.00	400.00	388.33	10.25	13.56
Raw (White)	200.00 - 210.00	203.50	204.00	162.20	-0.25	25.46	Seeni (Rs/kg)	120.00 - 150.00	140.00	135.00	100.00	3.70	40.00
<b>Imported</b>							Anamalu	28.00 - 32.00	30.80	30.40	22.33	1.32	37.91
Samba	280.00 - 290.00	284.29	283.13	210.70	0.41	34.92	Ambun	35.00 - 40.00	37.40	35.80	27.67	4.47	35.18
Nadu	-	-	-	-	-	-	Papaw(Rs/kg)	100.00 - 160.00	133.64	146.67	100.00	-8.88	33.64
Raw (Red)	-	-	-	-	-	-	Passion Fruit	40.00 - 55.00	47.50	58.89	26.82	-19.34	77.12
Raw (White)	-	-	-	190.00	-	-	Pineapple Large	480.00 - 550.00	502.22	475.00	772.00	5.73	-34.95
<b><u>Dried Chillies</u></b>							Pineapple Medium	380.00 - 430.00	402.22	375.00	594.00	7.26	-32.29
Imported	700.00 - 850.00	755.56	750.00	1102.00	0.74	-31.44	Pineapple Small	270.00 - 320.00	293.33	290.00	458.00	1.15	-35.95
<b><u>Onion</u></b>							<b>Mango</b>						
Sinnan	250.00 - 270.00	260.00	-	-	-	-	Betti	35.00 - 40.00	-	37.50	40.00	-	-
Vedalan	300.00 - 420.00	360.00	380.00	523.00	-5.26	-31.17	Karthakolomban	80.00 - 140.00	110.00	90.00	84.00	22.22	30.95
Imported	260.00 - 320.00	290.00	340.00	446.67	-14.71	-35.07	Vilad	60.00 - 75.00	67.78	65.00	61.38	4.27	10.43
<b><u>Big Onion</u></b>							Kohu	-	-	-	-	-	-
Imported	150.00 - 240.00	198.33	192.78	116.50	2.88	70.24	<b>Other</b>						
Local	-	-	-	-	-	-	Wood Apple	50.00 - 60.00	55.50	88.18	81.36	-37.06	-31.79
<b><u>Potato</u></b>							Orange	80.00 - 100.00	92.00	112.73	73.33	-18.39	25.45
Welimada	-	-	-	-	-	-	Avocado	80.00 - 150.00	110.00	98.18	69.23	12.04	58.89
N'Eliya	320.00 - 380.00	350.00	337.50	304.17	3.70	15.07	Slime Apple	35.00 - 50.00	42.00	36.00	23.80	16.67	76.47
Imported	270.00 - 300.00	280.71	262.86	207.78	6.79	35.10	Grapes (Imp., Rs/kg)	1200.00 - 1320.00	1260.00	1295.00	1242.86	-2.70	1.38
<b><u>Pulses</u></b>							King Coconut	140.00 - 180.00	157.00	162.00	90.00	-3.09	74.44
Green Gram	750.00 - 850.00	792.86	830.00	896.67	-4.48	-11.58	<b><u>Sea Fish</u></b>						
Cowpea (White)	750.00 - 835.00	780.83	818.57	705.00	-4.61	10.76	Salaya	150.00 - 350.00	249.17	280.00	457.00	-11.01	-45.48
Cowpea (Red)	700.00 - 800.00	747.14	750.00	790.50	-0.38	-5.48	Hurulla	650.00 - 900.00	774.17	739.23	792.00	4.73	-2.25
Red Dhal	285.00 - 290.00	287.14	287.14	267.22	0.00	7.45	Balaya	700.00 - 800.00	737.50	582.50	898.00	26.61	-17.87
<b><u>Vegetable</u></b>							Kelawalla	1150.00 - 1300.00	1235.83	1260.83	1414.00	-1.98	-12.60
Beans (Butter)	-	-	-	-	-	-	Thora	2500.00 - 3200.00	2783.33	2792.31	2350.00	-0.32	18.44
Beans(Green)	400.00 - 650.00	542.00	537.00	363.00	0.93	49.31	Paraw	1200.00 - 1450.00	1328.33	1450.00	1331.00	-8.39	-0.20
Carrot	300.00 - 400.00	350.00	312.00	358.00	12.18	-2.23	Mora	950.00 - 1150.00	1058.33	1139.17	1042.50	-7.10	1.52
Leeks	300.00 - 400.00	359.00	374.00	155.00	-4.01	131.61	Shrimps	1650.00 - 1800.00	1724.17	1802.50	1663.00	-4.35	3.68
Beetroot	300.00 - 350.00	331.00	382.31	230.00	-13.42	43.91	Thalapat	1800.00 - 2200.00	1991.67	1979.17	2065.00	0.63	-3.55
Knolkhol	150.00 - 200.00	180.00	184.00	110.00	-2.17	63.64	<b><u>Eggs</u></b>						
Raddish	80.00 - 100.00	88.00	96.00	76.00	-8.33	15.79	Brown	50.00 - 55.00	52.50	54.06	-	-2.89	-
Cabbage	180.00 - 220.00	202.00	163.00	135.00	23.93	49.63	White	48.00 - 52.00	49.63	51.25	58.00	-3.17	-14.44
Tomato	200.00 - 400.00	303.00	206.00	398.00	47.09	-23.87	<b><u>Dried Fish</u></b>						
Ladies Fingers	150.00 - 160.00	154.00	127.00	121.00	21.26	27.27	Sprats	1550.00 - 1700.00	1635.83	1591.67	2165.00	2.77	-24.44
Brinjal	120.00 - 200.00	155.00	158.00	292.00	-1.90	-46.92	Sprats (Imported)	800.00 - 950.00	860.83	865.83	1023.33	-0.58	-15.88
Capsicum	650.00 - 700.00	672.00	590.00	314.00	13.90	114.01	Kattawa	-	-	-	-	-	-
Pumpkin	130.00 - 160.00	148.00	133.00	110.00	11.28	34.55	Kattawa (Imported)	1250.00 - 1400.00	1340.83	1332.50	1641.00	0.63	-18.29
Cucumber	80.00 - 100.00	88.00	92.00	60.00	-4.35	46.67	Thora	-	-	-	-	-	-
Bitter Gourd	250.00 - 350.00	300.00	428.00	269.00	-29.91	11.52	Thora (Imported)	-	-	-	-	-	-
Snake Gourd	150.00 - 220.00	188.00	192.73	174.44	-2.45	7.77	Mora	1800.00 - 1900.00	1850.00	1871.67	1961.00	-1.16	-5.66
Drumstick	-	-	224.55	-	-	-	Mora (Imported)	-	1566.67	-	-	-	-
Luffa	200.00 - 250.00	224.00	205.00	134.00	9.27	67.16	Balaya	1000.00 - 1100.00	1063.33	1150.00	1779.00	-7.54	-40.23
Long Beans	200.00 - 300.00	252.00	254.17	216.00	-0.85	16.67	Balaya (Imported)	-	-	-	-	-	-
Ash Plantain	180.00 - 200.00	192.00	194.00	147.00	-1.03	30.61	Anguluwa	-	-	-	-	-	-
Green Chillies	400.00 - 500.00	450.00	295.00	520.00	52.54	-13.46	Anguluwa (Imported)	1400.00 - 1500.00	1450.00	1460.00	1575.00	-0.68	-7.94
Lime	500.00 - 700.00	595.00	640.00	250.00	-7.03	138.00	Maduwa	1300.00 - 1450.00	1363.64	1374.17	1507.00	-0.77	-9.51
<b><u>Root Crops</u></b>							Maduwa (Imported)	-	-	-	-	-	-
Sweet Potato	120.00 - 140.00	130.00	138.00	100.00	-5.80	30.00	Koduwa	-	-	-	-	-	-
Manioc	80.00 - 120.00	103.64	110.00	145.00	-5.79	-28.53	Koduwa (Imported)	-	-	-	-	-	-
<b><u>Leafy Vegetable</u></b>							Salaya	280.00 - 350.00	329.17	405.00	967.00	-18.72	-65.96
Mukunuwenna	40.00 - 50.00	43.75	41.67	45.00	5.00	-2.78	Salaya (Imported)	-	-	-	-	-	-
Kankun	40.00 - 50.00	43.75	41.67	45.00	5.00	-2.78							
Gotukola (Rs/kg)	280.00 - 350.00	307.50	248.33	290.00	23.83	6.03							

This Week: Week 29: 12 - 18 July 2024  
 Last Week: Week 28: 05 - 11 July 2024

**Table 15: Colombo &Suburbs: Retail Prices (Rs/kg or Rs/piece)**

Week 29: 12 - 18 July 2024

COMMODITY	Range	Average Price			Change Compared to		COMMODITY	Range	Average Price			Change Compared to							
		This Week	Last Week	Last Year	Last Week	Last Year (%)			This Week	Last Week	Last Year	Last Week	Last Year (%)						
<b><u>Rice</u></b>							<b><u>Coconut</u></b>												
<b>Local</b>							Large						115.00	130.00	122.00	120.20	114.38	1.80	6.67
Samba 1	230.00 - 280.00	251.81	251.35	225.42	0.45	11.71	Small	100.00 - 110.00	103.46	98.27	94.00	5.19	10.07						
Samba 2	-	-	-	213.33	-	-	<b><u>Fruits (Rs/fruit)</u></b>												
Keeri Samba	330.00 - 370.00	354.80	355.00	266.67	-0.20	33.05	<b>Plantain</b>												
Nadu 1	220.00 - 230.00	224.42	224.79	214.21	-0.37	4.77	Ambul (Rs/kg)						180.00	280.00	233.61	232.50	189.23	1.11	23.45
Nadu 2	-	-	-	193.46	-	-	Kolikuttu (Rs/kg)						450.00	580.00	530.69	489.70	470.29	40.99	12.84
Raw (Red)	200.00 - 210.00	205.93	205.65	158.93	0.27	29.57	Seeni (Rs/kg)						160.00	260.00	218.06	214.72	185.26	3.34	17.71
Raw (White)	210.00 - 220.00	216.92	216.54	181.73	0.38	19.37	Anamalu						35.00	57.00	44.66	42.56	31.95	2.09	39.76
<b>Imported</b>							Ambun						50.00	70.00	62.64	58.69	40.44	3.96	54.89
Samba	290.00 - 300.00	293.81	293.33	227.78	0.48	28.99	Papaw(Rs/kg)						180.00	300.00	238.65	248.86	186.25	-10.21	28.13
Nadu	-	-	-	-	-	-	Passion Fruit						65.00	100.00	82.06	90.53	45.59	-8.47	79.98
Raw (Red)	-	-	-	-	-	-	Pineapple Large						580.00	780.00	676.33	625.00	976.21	51.33	-30.72
Raw (White)	-	-	-	205.71	-	-	Pineapple Medium						450.00	600.00	523.87	479.63	748.33	44.24	-29.99
<b><u>Dried Chillies</u></b>							Pineapple Small						300.00	440.00	387.00	364.21	548.71	22.79	-29.47
Imported	800.00 - 1200.00	994.00	991.30	1306.25	2.70	-23.90	<b>Mango</b>												
<b><u>Onion</u></b>							Betti												
Sinnan	-	-	-	-	-	-	Karthakolomban						100.00	230.00	171.96	137.21	136.15	34.75	26.30
Vedalan	460.00 - 600.00	530.63	537.14	629.33	-6.52	-15.68	Vilad						100.00	120.00	112.86	91.43	88.75	21.43	27.16
Imported	400.00 - 480.00	442.67	447.89	453.33	-5.23	-2.35	Kohu												
<b><u>Big Onion</u></b>							<b>Other</b>												
Imported	260.00 - 320.00	281.15	267.67	151.43	13.49	85.67	Wood Apple						80.00	160.00	112.59	135.23	130.30	-22.63	-13.59
Local	-	-	-	-	-	-	Orange						120.00	250.00	169.67	158.67	104.40	11.00	62.52
<b><u>Potato</u></b>							Avocado						130.00	200.00	178.91	153.13	100.29	25.78	78.38
Welimada	-	-	-	-	-	-	Slime Apple						70.00	130.00	104.67	94.30	70.44	10.37	48.59
N'Eliya	400.00 - 520.00	452.67	439.09	420.00	13.58	7.78	Grapes (Imp., Rs/kg)						1700.00	2800.00	2210.53	2242.86	2192.00	-32.33	0.85
Imported	280.00 - 400.00	365.00	252.00	247.50	113.00	47.47	King Coconut						160.00	240.00	193.33	195.42	144.17	-2.08	34.10
<b><u>Pulses</u></b>							<b>Sea Fish</b>												
Green Gram	1000.00 - 1500.00	1264.17	1271.43	1271.15	-7.26	-0.55	Salaya						350.00	700.00	496.50	527.00	675.22	-30.50	-26.47
Cowpea (White)	800.00 - 1200.00	1002.38	1013.48	956.82	-11.10	4.76	Hurulla						950.00	1050.00	987.50	954.44	1130.00	33.06	-12.61
Cowpea (Red)	850.00 - 1200.00	1000.00	1000.50	972.38	-0.50	2.84	Balaya						800.00	1000.00	891.67	938.89	1644.29	-47.22	-45.77
Red Dhal	300.00 - 360.00	330.42	330.91	302.32	-0.49	9.29	Kelawalla						1350.00	3000.00	2030.56	2187.50	2525.00	-156.94	-19.58
<b><u>Vegetable</u></b>							Thora						2800.00	4000.00	3200.00	3322.22	3692.86	-122.22	-13.35
Beans (Butter)	-	-	-	-	-	-	Paraw						1350.00	2800.00	1957.22	2007.69	2594.44	-50.47	-24.56
Beans(Green)	560.00 - 800.00	709.29	700.00	513.03	9.29	38.25	Mora						1200.00	1250.00	1225.00	1500.00	2263.64	-275.00	-45.88
Carrot	350.00 - 600.00	510.00	509.26	505.00	0.74	0.99	Shrimps						1800.00	2400.00	1975.00	1978.57	1966.67	-3.57	0.42
Leeks	350.00 - 640.00	533.20	552.22	328.33	-19.02	62.40	Thalapath						2200.00	3200.00	2982.35	2952.50	3145.83	29.85	-5.20
Beetroot	350.00 - 600.00	494.40	502.00	405.59	-7.60	21.90	<b>Eggs</b>												
Knolkhol	250.00 - 480.00	384.78	433.46	264.29	-48.68	45.59	Brown						52.00	55.00	54.20	55.13	-0.92	-1.70	
Raddish	120.00 - 360.00	249.29	258.89	205.71	-9.60	21.18	White						50.00	53.00	52.20	53.06	58.50	-0.86	-10.77
Cabbage	300.00 - 480.00	395.42	349.60	300.00	45.82	31.81	<b>Dried Fish</b>												
Tomato	300.00 - 600.00	483.20	388.85	606.05	94.35	-20.27	Sprats						1900.00	2450.00	2166.67	2126.92	2352.63	39.74	-7.90
Ladies Fingers	180.00 - 400.00	310.36	290.37	273.33	19.99	13.55	Sprats (Imported)						1000.00	1400.00	1195.65	1250.00	1268.97	-54.35	-5.78
Brijjal	180.00 - 400.00	292.22	326.15	404.29	-33.93	-27.72	Kattawa						1800.00	2400.00	2089.47	2036.36	2496.55	53.11	-16.31
Capsicum	700.00 - 1200.00	883.93	795.52	501.43	88.41	76.28	Thora												
Pumpkin	180.00 - 320.00	272.59	257.41	201.11	15.19	35.54	Mora						2000.00	2600.00	2338.46	2420.00	2481.82	-81.54	-5.78
Cucumber	150.00 - 280.00	211.85	230.37	167.71	-18.52	26.32	Balaya						1300.00	1800.00	1562.50	1632.14	2085.71	-69.64	-25.09
Bitter Gourd	350.00 - 800.00	566.80	619.58	456.29	-52.78	24.22	Anguluwa						1800.00	2400.00	2133.33	2212.50	2407.14	-79.17	-11.37
Snake Gourd	220.00 - 480.00	376.67	386.40	319.70	-9.73	17.82	Maduwa						1400.00	1900.00	1566.67	-	-	-	-
Drumstick	600.00 - 1100.00	854.48	878.10	457.94	-23.61	86.59	Koduwa												
Luffa	250.00 - 480.00	415.38	405.42	293.24	9.97	41.66	Salaya						800.00	1000.00	860.00	975.00	1275.00	-115.00	-32.55
Long Beans	300.00 - 560.00	420.38	430.00	371.56	-9.62	13.14	<b>Meat</b>												
Ash Plantain	250.00 - 400.00	328.40	329.60	280.57	-1.20	17.05	Beef (without Bones)						2500.00	2600.00	2560.00	2600.00	2333.33	-40.00	9.71
Green Chillies	500.00 - 900.00	708.46	544.23	813.61	164.23	-12.92	Chicken (Broiler)						1100.00	1200.00	1160.00	1157.27	1525.45	2.73	-23.96
Lime	600.00 - 1600.00	1068.97	1274.07	509.14	-205.11	109.95	Chicken (Curry)						1180.00	1450.00	1242.00	1208.33	1547.00	33.67	-19.72
<b><u>Root Crops</u></b>							Mutton						3300.00	3500.00	3400.00	3375.00	3255.56	25.00	4.44
Sweet Potato	160.00 - 320.00	282.40	283.93	197.50	-1.53	42.99	Pork						1300.00	1500.00	1366.67	1333.33	1600.00	33.33	-14.58
Manioc	100.00 - 280.00	216.15	208.28	208.53	7.88	3.66													
<b><u>Leafy Vegetable</u></b>																			
Mukunuwenna	50.00 - 100.00	78.80	75.20	73.06	3.60	7.86													
Kankun	70.00 - 100.00	80.00	75.20	73.06	4.80	9.51													
Gotukola	100.00 - 120.00	101.82	113.60	99.24	-11.78	2.60													

This Week: Week 29: 12 - 18 July 2024  
 Last Week: Week 28: 05 - 11 July 2024

**Table 16: Farmgate/Producer Prices of Food Commodities in Selected Producing Areas (Rs/kg)**

Week 29: 12 - 18 July 2024

COMMODITY	Range	Average Price	COMMODITY	Range	Average Price	COMMODITY	Range	Average Price
<b>Paddy</b>			<b>Vegetable (Up Country)</b>			<b>Snake Gourd</b>		
<b>Short Grain</b>			<b>Beans</b>			Dambulla	115.00 - 130.00	123.00
A'pura	119.00 - 121.00	119.80	Dambulla	440.00 - 480.00	460.00	Hambantota	-	
P'haruwa	-		Welimada	450.00 - 460.00	454.00	Embilipitiya	190.00 - 220.00	204.00
Kalawewa	-		Badulla	400.00 - 450.00	412.50	Matara	-	
Kurunegala	-		<b>Carrot</b>			A'pura	140.00 - 160.00	148.00
Dehiattakandiya	120.00 - 122.00	121.00	N'Eliya	330.00 - 345.00	341.00	<b>Luffa</b>		
Nikaweratiya	120.00 - 125.00	122.33	Welimada	260.00 - 280.00	270.00	Dambulla	235.00 - 250.00	243.00
Ampara	-		Hanguranketha	200.00 - 250.00	228.00	Hambantota	-	
<b>Long Grain (White)</b>			<b>Leeks</b>			Embilipitiya	230.00 - 250.00	242.50
A'pura	115.00 - 117.00	115.80	N'Eliya	335.00 - 345.00	341.00	Matara	-	
P'haruwa	-		Welimada	320.00 - 330.00	324.00	A'pura	200.00 - 220.00	208.00
Kalawewa	-		<b>Beetroot</b>			<b>Green Chillies</b>		
Kurunegala	-		N'Eliya	235.00 - 245.00	241.00	Dambulla	400.00 - 450.00	432.00
Dehiattakandiya	117.00 - 122.00	119.67	Dambulla	290.00 - 310.00	300.00	Hambantota	-	
Embilipitiya	-		Kurunegala	-		Embilipitiya	520.00 - 550.00	535.00
Nikaweratiya	100.00 - 103.00	101.60	Welimada	260.00 - 280.00	270.00	Puttalam	-	
Hambantota	-		Hanguranketha	-		A'pura	450.00 - 500.00	470.00
Ampara	105.00 - 110.00	107.33	<b>Knol Khol</b>			<b>Pumpkin</b>		
<b>Long Grain (Red)</b>			N'Eliya	180.00 - 190.00	184.00	Dambulla	145.00 - 162.50	154.00
Matara	110.00 - 115.00	113.00	Welimada	160.00 - 180.00	172.00	Hambantota	-	
Hambantota	-		Hanguranketha	-		Embilipitiya	175.00 - 190.00	181.25
Embilipitiya	110.00 - 112.00	110.75	<b>Raddish</b>			Matara	100.00 - 110.00	105.00
<b>Keeri Samba</b>			N'Eliya	55.00 - 65.00	61.00	A'pura	120.00 - 140.00	128.00
A'pura	135.00 - 140.00	137.00	Welimada	40.00 - 50.00	46.00	Moneragala	120.00 - 140.00	130.00
P'haruwa	-		Hambantota	-		<b>Cucumber</b>		
Kalawewa	-		Hanguranketha	40.00 - 50.00	42.00	A'pura	60.00 - 70.00	64.00
Kurunegala	-		<b>Cabbage</b>			Dambulla	45.00 - 57.00	51.80
Dehiattakandiya	125.00 - 126.00	125.33	N'Eliya	210.00 - 220.00	215.00	Hambantota	-	
<b>Red Onion</b>			Welimada	160.00 - 185.00	175.00	Matara	-	
Puttalam	-		Badulla	100.00 - 120.00	110.00	<b>Long Beans</b>		
Jaffna	290.00 - 320.00	304.00	Hanguranketha	120.00 - 140.00	126.00	Dambulla	152.50 - 200.00	180.50
<b>Big Onion</b>			<b>Tomato</b>			Hambantota	-	
Dambulla	-		Welimada	220.00 - 240.00	232.00	Embilipitiya	270.00 - 290.00	279.00
Kalawewa	-		Hambantota	-		Matara	190.00 - 220.00	202.50
A'pura	-		Dambulla	250.00 - 280.00	262.00	A'pura	220.00 - 240.00	228.00
<b>Potato</b>			Hanguranketha	-		<b>Ash Plantain</b>		
N'Eliya	350.00 - 360.00	356.00	<b>Vegetable (Low Country)</b>			Hambantota	-	
Badulla	-		<b>Ladies Fingers</b>			Embilipitiya	140.00 - 160.00	150.00
Welimada	320.00 - 330.00	326.00	A'pura	140.00 - 160.00	148.00	Matara	100.00 - 110.00	105.00
<b>Pulses</b>			Dambulla	135.00 - 152.50	143.50	<b>Lime</b>		
<b>Green Gram</b>			Hambantota	-		Hambantota	-	
Hambantota	-		Embilipitiya	120.00 - 130.00	125.00	Embilipitiya	500.00 - 540.00	522.50
Moneragala	600.00 - 650.00	620.00	Matara	80.00 - 100.00	87.50	Moneragala	350.00 - 400.00	370.00
Embilipitiya	600.00 - 620.00	610.00	<b>Brinjal</b>			<b>Fruits (Rs/kg)</b>		
Nikaweratiya	600.00 - 600.00	600.00	A'pura	180.00 - 200.00	188.00	<b>Banana</b>		
A'pura	600.00 - 650.00	625.00	Dambulla	135.00 - 152.50	142.50	<b>Ambul</b>		
<b>Cowpea</b>			Hambantota	-		Moneragala	60.00 - 70.00	64.00
Hambantota	-		Embilipitiya	80.00 - 120.00	100.00	Embilipitiya	90.00 - 120.00	104.00
Nikaweratiya	600.00 - 680.00	626.67	Matara	100.00 - 120.00	107.50	Hambantota	-	
Moneragala	680.00 - 700.00	688.00	Welimada	100.00 - 115.00	107.00	<b>Kolikuttu</b>		
Embilipitiya	700.00 - 720.00	710.00	<b>Capsicum</b>			Moneragala	150.00 - 200.00	170.00
<b>Maize</b>			Badulla	-		Embilipitiya	300.00 - 340.00	322.50
A'pura	120.00 - 130.00	125.00	Welimada	600.00 - 620.00	610.00	Hambantota	-	
Kalawewa	-		<b>Bitter Gourd</b>			<b>Papaw</b>		
<b>Gingelly</b>			A'pura	350.00 - 380.00	362.00	Moneragala	80.00 - 100.00	88.00
A'pura	500.00 - 530.00	515.00	Dambulla	245.00 - 260.00	252.50	Embilipitiya	120.00 - 140.00	127.50
Kalawewa	-		Hambantota	-		Hambantota	-	
<b>Black Gram</b>			Embilipitiya	400.00 - 450.00	425.00	<b>Pineapple</b>		
A'pura	600.00 - 620.00	610.00	Matara	320.00 - 350.00	335.00	Divulapitiya	-	
Kalawewa	-							

CROP	PELIYAGODA	MAHARAGAMA	KIRULAPONE	NUGEGODA	NARAHENPITA	DEMATAGODA	THOTALANGA	KADAWATHA	KIRIBATHGODA
<b><u>Rice</u></b>									
<b>Local</b>									
Samba 1	245.00 - 280.00	230.00 - 270.00	230.00 - 270.00	230.00 - 260.00	230.00 - 270.00	230.00 - 270.00	230.00 - 270.00	230.00 - 260.00	230.00 - 260.00
Samba 2	-	-	-	-	-	-	-	-	-
Keeri Samba	330.00 - 360.00	350.00 - 350.00	350.00 - 360.00	360.00 - 370.00	360.00 - 360.00	360.00 - 370.00	350.00 - 360.00	360.00 - 370.00	340.00 - 360.00
Nadu 1	220.00 - 225.00	220.00 - 225.00	220.00 - 230.00	220.00 - 230.00	220.00 - 230.00	220.00 - 230.00	220.00 - 230.00	220.00 - 230.00	220.00 - 220.00
Nadu 2	-	-	-	-	-	-	-	-	-
Raw (Red)	200.00 - 210.00	200.00 - 210.00	200.00 - 210.00	200.00 - 210.00	210.00 - 210.00	200.00 - 210.00	200.00 - 210.00	200.00 - 210.00	200.00 - 210.00
Raw (White)	210.00 - 220.00	210.00 - 220.00	210.00 - 220.00	210.00 - 220.00	210.00 - 220.00	220.00 - 220.00	210.00 - 220.00	210.00 - 220.00	210.00 - 220.00
<b>Imported</b>									
Samba	290.00 - 300.00	300.00 - 300.00	300.00 - 300.00	290.00 - 300.00	300.00 - 300.00	300.00 - 300.00	290.00 - 300.00	290.00 - 290.00	300.00 - 300.00
Nadu	-	-	-	-	-	-	-	-	-
Raw (Red)	-	-	-	-	-	-	-	-	-
Raw (White)	-	-	-	-	-	-	-	-	-
<b><u>Dried Chillies</u></b>									
Imported	800.00 - 900.00	1200.00 - 1200.00	850.00 - 1100.00	800.00 - 1200.00	1100.00 - 1200.00	1100.00 - 1200.00	900.00 - 1000.00	1000.00 - 1000.00	1000.00 - 1150.00
<b><u>Red Onion</u></b>									
Sinnan	-	-	-	-	-	-	-	-	-
Vedalan	460.00 - 480.00	600.00 - 600.00	520.00 - 520.00	520.00 - 520.00	560.00 - 560.00	-	-	550.00 - 600.00	540.00 - 600.00
Imported	430.00 - 460.00	480.00 - 480.00	480.00 - 480.00	400.00 - 440.00	440.00 - 460.00	450.00 - 450.00	400.00 - 450.00	-	-
<b><u>Big Onion</u></b>									
Imported	260.00 - 280.00	300.00 - 320.00	260.00 - 280.00	300.00 - 320.00	280.00 - 300.00	260.00 - 320.00	260.00 - 280.00	260.00 - 260.00	280.00 - 280.00
Local	-	-	-	-	-	-	-	-	-
<b><u>Potato</u></b>									
Welimada	-	-	-	-	-	-	-	-	-
N'Eliya	450.00 - 450.00	460.00 - 520.00	440.00 - 480.00	440.00 - 520.00	440.00 - 440.00	440.00 - 440.00	-	400.00 - 400.00	400.00 - 440.00
Imported	350.00 - 400.00	360.00 - 400.00	360.00 - 400.00	340.00 - 400.00	360.00 - 400.00	400.00 - 400.00	280.00 - 280.00	280.00 - 280.00	280.00 - 280.00
<b><u>Pulses</u></b>									
Green Gram	1000.00 - 1200.00	1200.00 - 1500.00	1100.00 - 1400.00	1200.00 - 1400.00	1200.00 - 1500.00	1040.00 - 1200.00	1000.00 - 1000.00	1200.00 - 1400.00	1500.00 - 1500.00
Cowpea (White)	800.00 - 1000.00	1000.00 - 1100.00	1000.00 - 1100.00	1100.00 - 1200.00	900.00 - 1200.00	850.00 - 1100.00	1000.00 - 1000.00	-	1000.00 - 1200.00
Cowpea (Red)	850.00 - 900.00	1000.00 - 1100.00	1100.00 - 1200.00	1100.00 - 1200.00	900.00 - 1100.00	900.00 - 1100.00	900.00 - 1000.00	1200.00 - 1200.00	1200.00 - 1200.00
Red Dhal	300.00 - 320.00	320.00 - 360.00	320.00 - 340.00	340.00 - 360.00	360.00 - 360.00	320.00 - 340.00	320.00 - 340.00	300.00 - 300.00	340.00 - 360.00

**Annex 02 - Colombo Markets: Retail Prices of Vegetables (Rs/kg) and Coconut (Rs/nut)**

**Week 29: 12 - 18 July 2024**

<b>CROP</b>	<b>PELIYAGODA</b>	<b>MAHARAGAMA</b>	<b>KIRULAPONE</b>	<b>NUGEGODA</b>	<b>NARAHENPITA</b>	<b>DEMATAGODA</b>	<b>THOTALANGA</b>	<b>KADAWATHA</b>	<b>KIRIBATHGODA</b>
<i>Vegetable</i>									
Beans	560.00 - 600.00	720.00 - 800.00	640.00 - 700.00	740.00 - 800.00	560.00 - 800.00	800.00 - 800.00	650.00 - 720.00	640.00 - 800.00	700.00 - 800.00
Carrot	350.00 - 450.00	600.00 - 600.00	520.00 - 600.00	580.00 - 600.00	450.00 - 500.00	600.00 - 600.00	400.00 - 450.00	400.00 - 520.00	400.00 - 600.00
Leeks	350.00 - 350.00	560.00 - 640.00	560.00 - 600.00	560.00 - 600.00	500.00 - 550.00	500.00 - 600.00	400.00 - 450.00	560.00 - 640.00	400.00 - 600.00
Beetroot	350.00 - 450.00	560.00 - 600.00	520.00 - 600.00	540.00 - 600.00	480.00 - 600.00	600.00 - 600.00	400.00 - 450.00	480.00 - 560.00	400.00 - 600.00
Knolkhol	250.00 - 250.00	440.00 - 480.00	320.00 - 400.00	460.00 - 480.00	300.00 - 400.00	400.00 - 400.00	250.00 - 300.00	400.00 - 480.00	250.00 - 400.00
Raddish	120.00 - 120.00	360.00 - 360.00	240.00 - 360.00	240.00 - 320.00	300.00 - 320.00	320.00 - 320.00	160.00 - 200.00	320.00 - 320.00	200.00 - 320.00
Cabbage	300.00 - 350.00	400.00 - 480.00	360.00 - 400.00	440.00 - 480.00	300.00 - 440.00	400.00 - 400.00	300.00 - 300.00	320.00 - 400.00	300.00 - 480.00
Tomato	350.00 - 450.00	600.00 - 600.00	560.00 - 600.00	560.00 - 600.00	440.00 - 450.00	360.00 - 400.00	300.00 - 300.00	400.00 - 480.00	400.00 - 480.00
Ladies Fingers	180.00 - 250.00	360.00 - 400.00	320.00 - 400.00	320.00 - 400.00	280.00 - 300.00	280.00 - 400.00	180.00 - 260.00	300.00 - 320.00	200.00 - 320.00
Brinjal	180.00 - 200.00	320.00 - 400.00	280.00 - 320.00	400.00 - 400.00	200.00 - 320.00	300.00 - 300.00	200.00 - 250.00	240.00 - 320.00	200.00 - 400.00
Capsicum	750.00 - 800.00	1000.00 - 1200.00	800.00 - 1000.00	1000.00 - 1200.00	800.00 - 900.00	700.00 - 700.00	700.00 - 800.00	800.00 - 800.00	800.00 - 800.00
Pumpkin	180.00 - 200.00	220.00 - 280.00	280.00 - 320.00	300.00 - 320.00	240.00 - 280.00	320.00 - 320.00	200.00 - 240.00	240.00 - 320.00	280.00 - 320.00
Cucumber	150.00 - 150.00	260.00 - 280.00	200.00 - 280.00	240.00 - 260.00	180.00 - 220.00	160.00 - 160.00	150.00 - 160.00	240.00 - 240.00	160.00 - 240.00
Bitter Gourd	350.00 - 400.00	560.00 - 600.00	480.00 - 600.00	600.00 - 800.00	400.00 - 500.00	600.00 - 600.00	400.00 - 600.00	480.00 - 640.00	600.00 - 800.00
Snake Gourd	220.00 - 250.00	400.00 - 480.00	320.00 - 400.00	440.00 - 480.00	320.00 - 400.00	320.00 - 320.00	260.00 - 300.00	400.00 - 480.00	320.00 - 480.00
Drumstick	600.00 - 700.00	880.00 - 1000.00	800.00 - 900.00	1000.00 - 1100.00	800.00 - 1100.00	600.00 - 600.00	700.00 - 760.00	880.00 - 1000.00	900.00 - 1000.00
Luffa	250.00 - 300.00	440.00 - 480.00	400.00 - 480.00	480.00 - 480.00	300.00 - 450.00	320.00 - 320.00	300.00 - 350.00	480.00 - 480.00	480.00 - 480.00
Long Beans	300.00 - 300.00	480.00 - 560.00	360.00 - 400.00	480.00 - 560.00	400.00 - 480.00	400.00 - 480.00	300.00 - 350.00	320.00 - 400.00	400.00 - 400.00
Ash Plantain	250.00 - 300.00	400.00 - 400.00	320.00 - 400.00	320.00 - 400.00	300.00 - 360.00	320.00 - 320.00	250.00 - 280.00	300.00 - 320.00	250.00 - 320.00
Green Chillies	640.00 - 640.00	800.00 - 900.00	700.00 - 800.00	600.00 - 800.00	700.00 - 700.00	700.00 - 800.00	500.00 - 500.00	600.00 - 800.00	600.00 - 600.00
Lime	600.00 - 800.00	1200.00 - 1200.00	1000.00 - 1400.00	900.00 - 1600.00	900.00 - 1000.00	800.00 - 1200.00	700.00 - 1000.00	800.00 - 1400.00	1200.00 - 1400.00
<i>Root Crops</i>									
Sweet Potato	160.00 - 240.00	320.00 - 320.00	280.00 - 320.00	320.00 - 320.00	280.00 - 320.00	320.00 - 320.00	180.00 - 240.00	320.00 - 320.00	320.00 - 320.00
Manioc	100.00 - 160.00	220.00 - 240.00	240.00 - 260.00	250.00 - 280.00	220.00 - 220.00	280.00 - 280.00	170.00 - 180.00	200.00 - 260.00	160.00 - 160.00
<i>Leafy Vegetable</i>									
Mukunuwenna	80.00 - 80.00	80.00 - 80.00	70.00 - 70.00	80.00 - 80.00	80.00 - 80.00	80.00 - 80.00	50.00 - 80.00	80.00 - 100.00	70.00 - 80.00
Kankun	80.00 - 80.00	80.00 - 80.00	70.00 - 70.00	80.00 - 80.00	80.00 - 80.00	80.00 - 80.00	70.00 - 80.00	80.00 - 100.00	80.00 - 80.00
Gotukola	100.00 - 100.00	100.00 - 100.00	100.00 - 100.00	100.00 - 120.00	100.00 - 100.00	100.00 - 100.00	100.00 - 100.00	100.00 - 100.00	100.00 - 100.00
<i>Coconut</i>									
Large	120.00 - 120.00	120.00 - 130.00	120.00 - 130.00	120.00 - 130.00	115.00 - 120.00	120.00 - 120.00	120.00 - 120.00	120.00 - 130.00	120.00 - 120.00
Small	100.00 - 100.00	100.00 - 100.00	100.00 - 100.00	100.00 - 110.00	100.00 - 100.00	110.00 - 110.00	110.00 - 110.00	100.00 - 110.00	100.00 - 110.00

**Annex 03 - Colombo Markets: Retail Prices of Fruits (Rs/fruit)**

**Week 29: 12 - 18 July 2024**

CROP	PELIYAGODA	MAHARAGAMA	KIRULAPONE	NUGEGODA	NARAHENPITA	DEMATAGODA	THOTALANGA	KADAWATHA	KIRIBATHGODA
<b><i>Plantain</i></b>									
Ambul (Rs/Kg)	250.00 - 270.00	200.00 - 260.00	260.00 - 280.00	240.00 - 240.00	200.00 - 280.00	180.00 - 200.00	180.00 - 200.00	200.00 - 240.00	200.00 - 250.00
Kolikuttu (Rs/Kg)	500.00 - 550.00	550.00 - 580.00	550.00 - 580.00	480.00 - 530.00	500.00 - 550.00	550.00 - 580.00	450.00 - 500.00	500.00 - 550.00	550.00 - 580.00
Seeni (Rs/Kg)	200.00 - 220.00	240.00 - 250.00	260.00 - 260.00	230.00 - 240.00	200.00 - 230.00	160.00 - 200.00	160.00 - 200.00	200.00 - 220.00	200.00 - 250.00
Anamalu	35.00 - 42.00	45.00 - 57.00	50.00 - 54.00	42.00 - 50.00	42.00 - 47.00	42.00 - 47.00	35.00 - 42.00	42.00 - 50.00	42.00 - 50.00
Ambun	50.00 - 60.00	64.00 - 70.00	70.00 - 70.00	60.00 - 70.00	60.00 - 66.00	60.00 - 66.00	56.00 - 70.00	60.00 - 70.00	60.00 - 70.00
<b><i>Pineapple</i></b>									
Large	600.00 - 700.00	620.00 - 720.00	650.00 - 780.00	650.00 - 700.00	650.00 - 700.00	700.00 - 730.00	580.00 - 580.00	700.00 - 750.00	650.00 - 700.00
Medium	450.00 - 550.00	480.00 - 560.00	520.00 - 600.00	500.00 - 550.00	500.00 - 550.00	550.00 - 560.00	450.00 - 520.00	550.00 - 580.00	500.00 - 550.00
Small	360.00 - 440.00	380.00 - 440.00	440.00 - 440.00	400.00 - 440.00	350.00 - 400.00	350.00 - 350.00	300.00 - 400.00	300.00 - 300.00	300.00 - 360.00
<b><i>Mango</i></b>									
Betti	-	-	-	-	-	-	-	-	-
Karthakolomban	100.00 - 180.00	160.00 - 200.00	180.00 - 180.00	220.00 - 230.00	180.00 - 215.00	190.00 - 200.00	100.00 - 130.00	160.00 - 180.00	130.00 - 160.00
Vilad	110.00 - 120.00	-	110.00 - 120.00	-	-	-	-	100.00 - 100.00	110.00 - 120.00
Kohu	-	-	-	-	-	-	-	-	-
<b><i>Other Fruits</i></b>									
Wood Apple	80.00 - 100.00	110.00 - 120.00	150.00 - 160.00	120.00 - 160.00	120.00 - 120.00	80.00 - 80.00	80.00 - 90.00	110.00 - 110.00	110.00 - 120.00
Orange	120.00 - 120.00	240.00 - 250.00	160.00 - 180.00	160.00 - 200.00	140.00 - 160.00	125.00 - 125.00	-	-	160.00 - 170.00
Avocado	130.00 - 150.00	200.00 - 200.00	200.00 - 200.00	200.00 - 200.00	150.00 - 160.00	166.00 - 166.00	170.00 - 200.00	-	165.00 - 190.00
Slime Apple	70.00 - 80.00	120.00 - 120.00	110.00 - 130.00	120.00 - 120.00	90.00 - 100.00	-	-	-	100.00 - 110.00
Grapes (Rs/Kg)	1700.00 - 1700.00	2000.00 - 2800.00	2500.00 - 2800.00	2400.00 - 2500.00	2000.00 - 2000.00	-	2000.00 - 2100.00	2200.00 - 2200.00	2000.00 - 2000.00
Papaw (Rs/Kg)	180.00 - 220.00	280.00 - 300.00	280.00 - 300.00	240.00 - 260.00	250.00 - 300.00	200.00 - 270.00	180.00 - 220.00	220.00 - 230.00	200.00 - 250.00
Passion	65.00 - 70.00	-	100.00 - 100.00	80.00 - 100.00	80.00 - 80.00	75.00 - 80.00	65.00 - 70.00	-	80.00 - 100.00
King Coconut	220.00 - 240.00	220.00 - 240.00	200.00 - 220.00	200.00 - 220.00	180.00 - 200.00	200.00 - 200.00	160.00 - 160.00	160.00 - 180.00	160.00 - 200.00

**Annex 04 - Colombo Markets: Retail Prices of Sea Fish and Dried Fish (Rs/kg)**

**Week 29: 12 - 18 July 2024**

31

CROP	PELIYAGODA	MAHARAGAMA	KIRULAPONE	NUGEGODA	NARAHENPITA	DEMATAGODA	THOTALANGA	KADAWATHA	KIRIBATHGODA
<b><i>Sea Fish</i></b>									
Salaya	350.00 - 450.00	350.00 - 450.00	400.00 - 400.00	700.00 - 700.00	440.00 - 440.00	400.00 - 400.00	600.00 - 600.00	560.00 - 580.00	650.00 - 700.00
Hurulla	950.00 - 1050.00	-	-	-	-	-	-	-	-
Balaya	800.00 - 900.00	-	-	-	800.00 - 800.00	-	-	1000.00 - 1000.00	-
Kelawalla	1350.00 - 1450.00	2800.00 - 2800.00	2000.00 - 2000.00	3000.00 - 3000.00	2600.00 - 2600.00	1600.00 - 1600.00	1800.00 - 1800.00	2100.00 - 2200.00	2500.00 - 2600.00
Thora	2850.00 - 3500.00	3200.00 - 3200.00	-	4000.00 - 4000.00	2800.00 - 2800.00	3200.00 - 3200.00	-	-	-
Paraw	1350.00 - 1450.00	2400.00 - 2400.00	1800.00 - 1800.00	2800.00 - 2800.00	2800.00 - 2800.00	1600.00 - 2000.00	1600.00 - 1600.00	2200.00 - 2200.00	2200.00 - 2200.00
Mora	1200.00 - 1250.00	-	-	-	-	1200.00 - 1200.00	-	-	-
Shrimps Small	2000.00 - 2100.00	1800.00 - 1800.00	2200.00 - 2400.00	1900.00 - 1900.00	2200.00 - 2200.00	1800.00 - 2000.00	1900.00 - 1900.00	1800.00 - 1900.00	2100.00 - 2100.00
Talapath	2200.00 - 2400.00	3200.00 - 3200.00	3200.00 - 3200.00	3200.00 - 3200.00	3200.00 - 3200.00	3000.00 - 3200.00	2800.00 - 2800.00	3200.00 - 3200.00	3200.00 - 3200.00
<b><i>Eggs (Rs/egg)</i></b>									
Brown	55.00 - 55.00	-	52.00 - 53.00	54.00 - 55.00	-	55.00 - 55.00	54.00 - 54.00	54.00 - 54.00	54.00 - 54.00
White	53.00 - 53.00	-	50.00 - 52.00	52.00 - 53.00	-	53.00 - 53.00	52.00 - 52.00	52.00 - 52.00	52.00 - 52.00
<b><i>Dried Fish</i></b>									
Sprats	2300.00 - 2300.00	1900.00 - 2000.00	2400.00 - 2450.00	2000.00 - 2200.00	2000.00 - 2000.00	2000.00 - 2000.00	-	-	2100.00 - 2200.00
Kattawa	1800.00 - 2000.00	-	2000.00 - 2200.00	2400.00 - 2400.00	1800.00 - 2200.00	2000.00 - 2400.00	2000.00 - 2000.00	1900.00 - 1900.00	2200.00 - 2200.00
Thora	-	-	-	-	-	-	-	-	-
Mora	2000.00 - 2200.00	2400.00 - 2400.00	2600.00 - 2600.00	2400.00 - 2600.00	2400.00 - 2400.00	2400.00 - 2600.00	-	-	2400.00 - 2400.00
Balaya	1300.00 - 1500.00	-	1800.00 - 1800.00	1600.00 - 1800.00	1800.00 - 1800.00	1600.00 - 1600.00	1500.00 - 1500.00	1500.00 - 1600.00	1600.00 - 1600.00
Anguluwa	1800.00 - 1800.00	2000.00 - 2000.00	2400.00 - 2400.00	2400.00 - 2400.00	2200.00 - 2200.00	2400.00 - 2400.00	-	-	2200.00 - 2200.00
Salaya	800.00 - 800.00	-	-	-	800.00 - 800.00	-	900.00 - 1000.00	-	-
<b><i>Meat</i></b>									
Beef (without Bones)	-	2500.00 - 2500.00	2600.00 - 2600.00	-	2600.00 - 2600.00	-	2500.00 - 2500.00	-	2600.00 - 2600.00
Chicken (Broiler)	-	1200.00 - 1200.00	1190.00 - 1190.00	1200.00 - 1200.00	1130.00 - 1130.00	1100.00 - 1100.00	1150.00 - 1150.00	1100.00 - 1100.00	1200.00 - 1200.00
Chicken (Curry)	-	-	-	1450.00 - 1450.00	1200.00 - 1200.00	-	1200.00 - 1200.00	1180.00 - 1180.00	-
Mutton	-	3300.00 - 3300.00	3400.00 - 3400.00	-	3500.00 - 3500.00	-	3400.00 - 3400.00	3400.00 - 3400.00	3400.00 - 3400.00
Pork	-	1500.00 - 1500.00	-	-	-	-	-	1300.00 - 1300.00	1300.00 - 1300.00



## Annex 05 : Food Composition of Selected Food Commodities

Commodity	Energy (kcal/100g)	Protein (g/100g)	Total fat (g/100g)	Retinol Eq (µ g/100g)	Vit B2 (mg/100g)	Vit B6 (mg/100g)	Folate (µg/100g)	Vit C (mg/100g)	Calcium (mg/100g)	Magnesium (mg/100g)	Iron (mg/100g)	Zinc (mg/100g)
<b>Rice</b>												
Rice - (white Kekulu - normal )	361	9.88	1.52	-	0.03	0.09	10.67	-	6.94	26.29	1.22	1.5
Rice - (white Kekulu Samba)	355	8.81	1.53	-	0.03	0.09	8.11	-	9.82	30.48	0.92	1.7
Rice - ( Red Kekulu - normal )	366	8.64	2.12	-	0.05	0.1	8.39	-	4.73	31.7	0.88	1.84
Rice -Samba	369	6.86	2.45	-	0.05	0.13	12.79	-	8.71	37.26	1.18	1.49
Rice - Nadu White	366	7.76	1.48	-	0.03	0.12	9.35	-	4.57	20.1	0.64	1.61
<b>Dried chilies</b>	233	12.68	6.41	437	0.84	0.42	46.83	NA	107	231	5.39	1.65
<b>Onion</b>												
Big onions	48	1.67	0.24	0.16	0.01	0.1	32.99	7.58	14.82	16.94	0.45	0.25
Red onions	55	2.13	0.15	0.18	0.02	0.13	30.15	14.26	20.37	19.32	0.31	0.28
<b>Potatoes</b>	71	1.67	0.25		0.01	0.09	14.31	20.5	9.83	23.84	0.46	0.29
<b>Pulses</b>												
Green gram	290	21.97	0.93	19.5	0.28	0.33	135	NA	98.96	146	4.15	2.86
White cowpea	320	21.25	1.14	1.36	0.09	0.26	249	NA	84.1	213	5.04	3.57
Red cowpea	320	20.24	1.08	0.96	0.11	0.27	273	NA	81.83	194	4.95	3.4
Red Dhal	319	23.09	0.77	1.06	1.6	0.22	55	NA	41.27	66.63	7.45	3.34
<b>Vegetables</b>												
Beans	46	3.95	0.15	6.64	0.1	0.3	45.2	7.02	35.68	45.56	0.7	0.59
Carrot	30	0.85	0.45	1240	0.03	0.1	24.71	5.93	27.65	11.7	0.59	0.25
Leeks	30	1.74	0.49	18.56	0.02	0.19	42.63	4.65	29.28	11.77	1.49	0.43
Beetroot	31	2.12	0.15	1.52	0.01	0.09	108	4.51	20.29	34.88	0.77	0.29
Knolkhol	16	1.69	0.34		0.05	0.19	12.7	77.64	40.09	19.35	0.23	0.18
Radish	29	0.75	0.11		0.02	0.09	18.09	12.13	35.64	13.56	0.38	0.16
Cabbage	21	1.35	0.14	3.35	0.05	0.14	52.66	29.62	56.85	18.47	0.33	0.16

Tomatoes	20	0.88	0.56	165	0.03	0.09	20.16	25.58	9.69	14.93	0.31	0.12
Ladies fingers	26	2.06	0.19	12.41	0.08	0.28	70.62	24.48	92.26	55.23	0.96	0.44
Brinjal (Pandora Striped)	29	1.49	0.31	23	0.12	0.09	30.99	1.49	18.95	18	0.32	0.19
Brinjal (Chinese eggplant)	24	1.28	0.33	16.83	0.12	0.11	32.94	3.37	14.4	21.18	0.28	0.16
Capsicum	23	1.22	0.34	38.96	0.03	0.29	28.65	49.63	12.65	11.21	0.21	0.31
Pumpkin (Common)	31	0.86	0.3	30.41	0.02	0.09	17.72	8.73	18.75	9.93	0.49	0.25
Cucumber	19	0.98	0.24	0.58	0.01	0.08	19.66	4.08	22.1	18.22	0.67	0.21
Bitter gourd	19	1.47	0.23	55.08	0.05	0.06	53.1	46.89	25.19	35.81	1.75	0.26
Snake gourd (Dark green)	11	0.82	0.25	10.41	0.03	0.12	18.09	3.54	26.83	25.84	0.41	0.11
Snake gourd (Pale green)	11	0.89	0.25	5.14	0.03	0.07	16.52	2.85	27.11	21.77	0.47	0.2
Drumstick	30	2.48	0.12	3.13	0.06	0.12	60.48	92.33	22.27	28.51	0.5	0.26
Watakolu	12	0.86	0.15	59.33	0.01	0.07	25.48	6.41	14.67	14.01	4.42	0.45
Long beans	24	3.36	0.3	-	0.06	0.11	99.98	8.93	44.22	33.17	1.01	0.08
Ash Plantain	76	2.84	0.56	0.06	0.02	0.07	6.82	4.49	5.19	22.55	0.39	0.21
Green chillies	39	2.28	0.76	38.16	0.08	0.25	21.29	98.61	20.25	36.91	1.25	0.29
Limes	26	0.66	0.26	0.36	0.01	0.05	12.1	38.05	26	15.25	0.12	0.05
Kekiri	17	1.01	0.25	0.76	0.01	0.07	17.34	8.07	25.72	26.2	0.63	0.22
Ash pumpkin (Ash guord)	18	0.8	0.15		0.01	0.15	14.17	9.14	19.27	23.62	0.48	0.13
Cho-Cho	19	0.58	0.12	0.3	0.04	0.07	63.81	23.76	20.55	13.02	0.49	0.12
Thalana batu (Little prince)	21	1.28	0.39	24.33	0.12	0.09	38.63	2.4	12.38	19.62	0.31	0.22
Thalana batu (Thai eggplant)	21	1.45	0.26	18.33	0.11	0.09	31.18	2.71	17.24	37.22	0.37	0.24
Thibbatu	61	1.66	1.96	15.89	0.03	1.02	72.39	10.8	105	57.46	1.06	0.59
Kohila yams	27	0.64	0.16	1.72	0.01	0.14	4.64	1.67	52.33	33.95	0.61	1.62
Kehel muwa	19	1.36	0.63	4.27	0.02	0.12	40.51	8.16	35.09	31.43	0.38	0.39
Ambaralla	37	0.73	0.44	3.36	0.01	0.1	44.49	35.51	20.7	9.28	0.7	0.12
Mango	50	0.75	0.09	14.5	0.02	0.14	34.89	91.63	28.56	17.74	0.5	0.09
Mushroom	27	2.54	0.42	-	0.15	0.13	7.81	11.56	0.9	14.42	1.32	0.79
Dambala	21	1.84	0.2	38.74	0.08	0.4	33.69	19.82	68.24	31.38	1.2	0.44
<b>Coconuts nuts</b>	<b>390</b>	<b>3.67</b>	<b>39.92</b>	<b>-</b>	<b>0.05</b>	<b>0.11</b>	<b>14.86</b>	<b>-</b>				

<b>Root Crop</b>												
Sweet potato	108	1.27	0.33	NA	0.04	0.09	14.44	22.2	28.93	21.05	0.51	0.14
Manioc	78	0.92	0.19	NA	0.07	0.2	0.1	1.95	25.31	19.08	19.78	23.73
Nelum ala/Lotus root	79	1.94	0.93	NA	0.05	0.19	26.49	26.63	37.71	26.58	3.34	0.35
Kiriala	87	3.96	0.15	1.19	0.03	0.16	20.17	2.71	30.79	41.52	0.6	0.42
Iniala	103	3.2	0.3	33.14	0.01	0.22	22.19	13.03	40.99	28.98	1.31	0.29
<b>Leafy Vegetables</b>												
Mukunuwanna	28	3.15	0.55	92.25	0.09	0.27	96.14	3.24	135	45.38	1.7	1.03
Gotukola	15	0.64	0.47	226	0.07	0.23	70.11	6.74	96.31	41.42	1.25	0.66
Kankun	15	0.47	0.37	1614	0.08	0.4	33.69	19.82	49.21	18.35	1.32	0.44
Kathurumurunga	70	8.01	1.35	2097	0.33	0.22	120	121	901	96.64	4.36	0.53
Nivithi	22	2.2	0.47	959	0.06	0.11	74.05	10.26	163	61.37	1.49	0.67
Thampala	32	3.55	0.72	1474	0.21	0.22	74.27	82	258	209	3.5	1.4
Sarana	20	2.42	0.21	1149	0.03	0.13	58.54	9.89	59.57	42.93	0.13	0.75
Kohila leaves	33	4.1	0.83	300	0.02	0.17	56.76	5.56	19.5	20.32	0.25	0.3
Onion leaves	27	2.01	0.26	NA	0.04	0.18	56.8	23.38	35.21	74.95	3.15	0.77
Cabbage leaves	30	3.63	0.27	8.66	0.05	0.24	63.46	40.76	170	18.47	2.67	0.35
Salad leaves	19	1.05	0.24	NA	0.1	0.06	37.48	11.64	58.23	36.89	2.07	0.27
Cauliflower	23	2.09	0.48	0.14	0.06	0.11	46.67	50.17	22.44	18.52	0.76	0.27
Jackfruit pods	25	2.14	0.34	NA	0.03	0.04	30.7	24.77	37.32	26.08	0.3	0.17
Jackfruit seeds	77	5.66	0.44	NA	0.02	0.08	58.91	15.24	40.87	50.14	0.52	0.42
<b>Meat</b>												
Chicken	176	23.14	9.24	6.88	0.07	0.49	10.09	-	15.06	20.18	0.75	0.64
Beef	160	23.3	7.45	2.15	0.08	0.32	1.93	-	4.8	28.54	2.41	3.31
Mutton	138	20.37	6.23	2.7	0.13	0.28	1.73	-	7.58	19.5	1.62	5.05
Pork	161	18.83	9.5	1.9	0.09	0.28	8.15	-	6.58	8.9	0.79	0.8
<b>Fish</b>												
Balaya	96	21.28	1.12	21.01	0.15	0.12	7.89		6.45	26.02	0.68	0.46
Seer	136	22.28	5.18	81.9	0.07	0.16	15.45		9.85	36.73	0.41	0.74

Shark	95	21.6	0.83	1.11	0.04	0.11	8.57	8.44	32.58	0.41	0.74
Paraw	87	20.02	0.7	1.49	0.02	0.16	6.77	8.17	31.68	0.67	0.41
Thalapath	91	16.04	2.88	12.03	0.1	0.13	78.22	7.64	24.89	0.71	0.67
Kelawalla	109	21.47	2.55	15.95	0.17	0.73	77.39	13.35	33.82	0.68	0.64
Haedaella	87	19.88	0.78	12.18	0.04	0.06	11.7	36.6	53	0.54	0.65
Hurulla	88	17.08	2.18	10.02	0.14	1.66	61.66	103	35.45	1.24	1.05
Karalla / Katuwalla	97	21.8	1.06	1.25	0.02	0.1	14.38	37.06	39.05	0.24	0.42
Kumbala / Angila	101	21.51	1.53	16.34	0.1	0.1	7.13	31.27	37.46	1.46	0.67
Salaya / Sudaya	100	19.5	2.39	15.41	0.18	1.39	60.87	435	42.83	1.4	2.3
Theppli / Telapiya /Korali	83	18.48	1.08	17.14	0.18	0.18	8.29	99.39	24.96	2.84	0.88
Prawns	65	14.85	0.56	1.24	0.03	0.1	15.37	37.81	30.5	0.73	1.1
Crabs	45	10	0.55	8.33	0.14	0.18	13.83	37.81	45.93	0.73	1.1
Cuttle fish	76	16.82	0.93	1.93	0.02	0.04	6.22	8.73	35.46	0.62	1.3
Linna	112	20.3	3.37	15.78	0.23	0.68	59.78				
Coppara	97	22.89	0.56	21.51	0.04	0.12	8.08	7.2	30.08	1.2	0.58
Ray (Maduwa)	97	23.98	0.68	7.55	0.02	0.21	25.59	9.16	24.61	0.74	0.44

#### Dried Fish

Dried sprats	259	51.16	5.92	12.83	0.25	0.62	438	1178	162	3.06	4.2
Dried keeramin	311	49.6	12.42	12.92	0.13	2.41	144	555	166	2.58	3.19
Dried thalapath	289	54.68	8.04	9.38	0.04	0.43	97.8	62.75	110	1.96	1.45
Dried katta	275	50.04	8.31	2.48	0.03	0.35	80.4	86.55	92.17	1.47	1.16
Dried balaya	282	63.79	3.37	14.32	0.12	1.98	213	83.48	83.45	3.6	1.44
Dried shark / keelan	267	55.03	5.25	10.31	0.04	0.32	187	42.24	92.94	1.48	0.66

#### Eggs

Hen eggs (Country)	170	13.14	13	208	0.08	0.18	54.6	50.14	11.04	1.64	1.12
Hen eggs (Table)	135	13.55	9.03	200	0.19	0.19	49.46	63.3	12	2.39	1.73
Quail eggs	153	12.39	11.46	153	0.11	0.17	54.86	60.67	11.21	2.55	1.51

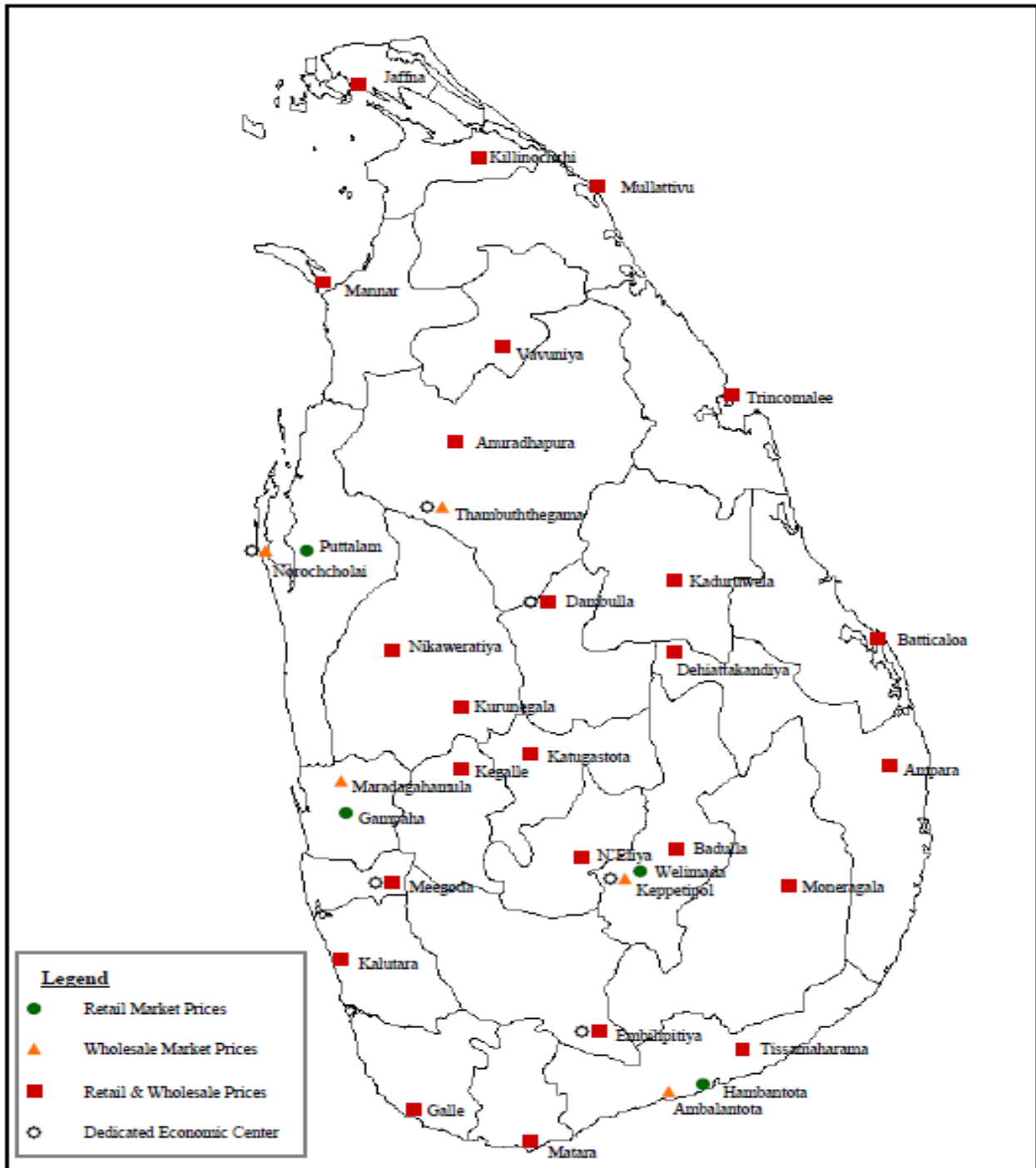
#### Fruits

Banana Embul	109	1.11	1.09	9.68	0.05	0.64	32.98	13.61	9.39	25.67	0.51	0.23
Anamaalu	102	1.04	0.72	16.4	0.04	0.65	21.07	3.66	8.06	27.02	0.51	0.23

Koli kuttu	107	1.38	0.34	8.8	0.03	0.47	18.12	7.71	8.56	38	0.32	0.14
Pineapple	37	0.41	0.17	5.76	0.04	0.12	17.86	39.36	10.37	10.71	0.3	0.09
Papaya	26	0.42	0.16	171	0.11	0.04	54.85	48.62	16.77	8.9	0.23	0.08
Mangoes (Karthakolomban)	79	0.8	0.92	259	0.01	0.1	35.52	17.74	3.12	6.72	0.1	0.08
Mangoes (Vilad)	44	0.76	0.58	146	0.05	0.26	67.6	29.97	16.93	14.79	0.65	0.19
Apple	62	0.29	0.64	0.36	0.02	0.08	3.43	2.9	3.12	6.72	0.1	0.08
Avacado	144	2.95	13.86	2	0.08	0.18	67.17	9.36	28.48	48.14	0.81	0.75
Wood apple	78	3.09	3.62	0.46	0.01	0.14	6.07	13.58	59.15	25.16	0.45	0.32
Orange	46	1.07	0.37	23.44	0.01	0.28	14.46	20.19	31.18	20.36	0.81	0.35
Guava	39	1.53	0.38	19.67	0.01	0.11	25.24	30.88	6.59	12.02	0.53	0.33
Grapes	49	0.95	10.69	3.22	0.04	0.1	7.07	20.51	7.27	6.86	0.28	0.07
Melon	19	0.65	0.16	130	0.02	0.11	6	8.24	4.05	9.76	0.15	0.1

**Source: Sri Lanka Food Composition Tables, Ministry of Health - 2021.**

# Price Collecting Areas





HARTI



Ministry of Agriculture

**Food Systems and Market Research Division & Data Management Division  
Hector Kobbekaduwa Agrarian Research and Training Institute**

**No. 114, Wijerama Mawatha, Colombo 07.**

Phone: 011-2696981 Fax: 011-2682283

E-mail: mfpaharti@yahoo.com

Web: www.harti.gov.lk

www.mobilink.lk

**දෛනික චිළචිඵ තොග මිල, ජංගම දුරකථනයෙන්**

හෙක්ටර් කොච්චෑකඩුව ගොවි කටයුතු පර්යේෂණ හා පුහුණුවීර්මේ ආයතනය අනුමුතයෙන්

**මොබිටෙල් ජංගම මිල දර්ශනය**

ජාතික ජංගම දුරකථන ජාලයෙන්

**6666**  
අමතන්න.

මොබිටෙල් අද මිල - අඟ පහ

මොබිටෙල් ජංගම දුරකථන ජාලයෙන් චිළචිඵ තොග මිල දර්ශනය.

විකාචයකට රු.2/-

විකාචයකට රු.2/-