

RETAIL MARKET AT A GLANCE

Summary

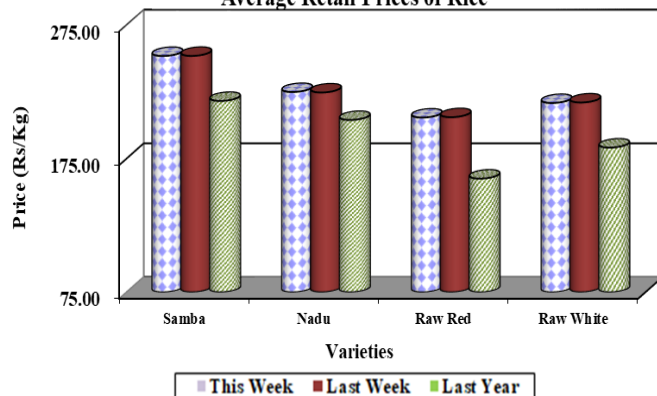
Rice

Prices of all rice varieties have not changed significantly. Prices ranged Rs.330.00-370.00/kg for keeri samba and Rs.230.00-270.00/kg for samba I.

Farmgate prices of short grain samba and keeri samba have decreased in main producing areas while the price of long grain red paddy has increased in Embilipitiya and Matara areas.

(Page No.01)

Average Retail Prices of Rice

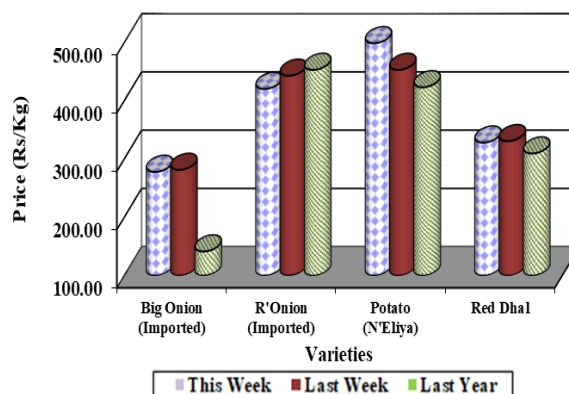


Other Field Crops

Prices of both imported and local red onion and imported big onion have decreased. Prices of local potato have increased while the price of imported potato has decreased.

(Page No.02-04)

Average Retail Prices of Other Field Crops

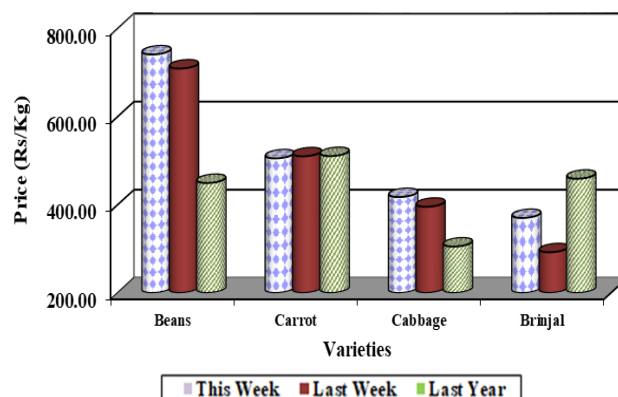


Vegetables

Prices of most of the up country and low country vegetables have increased. Among the up-country vegetables, the highest price increase was reported for beetroot followed by beans. The highest price increase was noted for brinjal among the low country vegetable varieties.

(Page No.04-05)

Average Retail Prices of Vegetables



Eggs

Prices of both brown and white eggs have decreased by around Rs.2.50/egg.

(Page No.08)

Rice

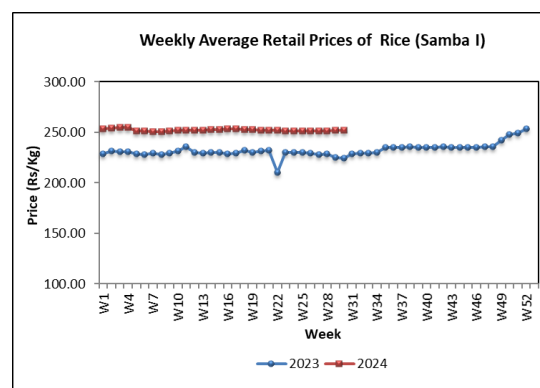
Wholesale

Prices of all local varieties have not changed significantly and the price range of samba grade I, II and keeri samba were Rs.235.00-240.00/kg, Rs.225.00-230.00/kg and Rs.260.00-320.00/kg respectively. Prices ranged Rs.210.00-215.00/kg for nadu grade I, Rs.205.00-207.00/kg for nadu grade II and Rs.190.00-200.00/kg for raw red. The average price of raw white was Rs.203.00/kg. Imported ponni samba was also available at the market and the price ranged Rs.280.00-290.00/kg.

Compared to the same period of last year, prices of all local rice varieties have increased in the range of 13%-38% with the highest price increase noted for raw red.

Retail

Prices of all rice varieties have not changed significantly. Further, prices ranged Rs.230.00-270.00/kg for samba I, Rs.330.00-370.00/kg for keeri samba, Rs.220.00-230.00/kg for nadu I, Rs.200.00-210.00/kg for raw red, Rs.210.00-220.00/kg for raw white and Rs.290.00-300.00/kg for imported samba.



Compared to the same period of last year, the current retail price of all the rice varieties have increased with the highest price increase of 34% being recorded for keeri samba.

Paddy

The average farmgate prices of most of the major paddy varieties except long grain (red) and long grain (white) have decreased slightly in most of the major producing areas. Accordingly, the average farmgate price of short grain (samba) paddy has decreased by Rs.2.00-4.00/kg and its prices ranged Rs.115.00-125.00/kg. Subsequently, the average price of keeri samba paddy has decreased by Rs.4.00-in Dehiattakandiya and Rs.15.00/kg in Anuradhapura while its prices ranged Rs.120.00-125.00/kg. A significant price change for long grain white paddy has not been reported in most of the producing areas while a price increase of Rs.3.00/kg was reported in Anuradhapura and prices ranged Rs.10800-120.00/kg. However, a slight price increase for long grain red

paddy has been reported as Rs.1.00 in Embilipitiya and 6.00/kg in Matara and the prices ranged Rs.110.00-117.00/kg.

Compared to the same period of last year, the average producer price of all the paddy varieties has increased and the highest was reported for long grain red paddy.

Dried Chilies

Wholesale

Price of imported dried chilies has increased by 5% due to availability of good quality and the price ranged Rs.700.00-850.00/kg.

Compared to the same period of last year, price of imported dried chilies has decreased by 29%.

Retail

Price of imported dried chilies has increased by Rs.36.00/kg and the price ranged Rs.800.00-1200.00/kg.

Compared to the same period of last year, the current retail price of imported dried chilies has decreased by 22%.

Onion

Wholesale

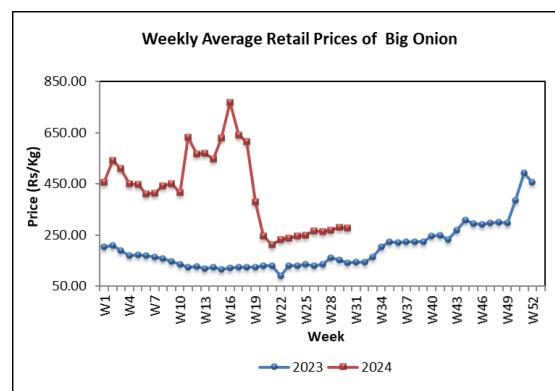
Price of sinan red onion, vedalan red onion and imported red onion has decreased in the range of 15%-25% due to low demand

with availability of big onion stocks at lower prices, and the price ranged Rs.180.00-220.00/kg, Rs.280.00-340.00/kg and Rs.220.00-280.00/kg respectively. Price of imported big onion has decreased by 5% due to availability of sufficient stocks and the price ranged Rs.140.00-240.00/kg.

Compared to the same period of last year, prices of vedalan and imported red onion have decreased by 29% and 41% while the price of imported big onion has increased by 83%.

Retail

Price of vedalan red onion, imported red onion and imported big onion has decreased by Rs.11.00/kg, Rs.23.00/kg and Rs.4.00/kg respectively and their prices ranged Rs.460.00-600.00/kg, Rs.320.00-480.00/kg and Rs.240.00-320.00/kg respectively.



Compared to the same period of last year, the current retail price of vedaln and imported red onion has decreased by 12%

and 7% respectively and the price of big onion has increased by 97%.

Potato

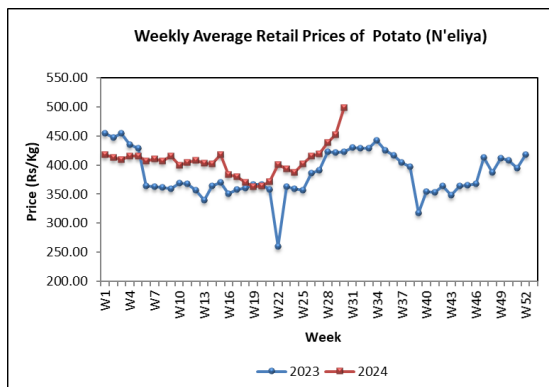
Wholesale

Price of Nuwara Eliya potato has increased by 5% due to limited supply and the price ranged Rs.340.00-410.00/kg. Price of imported potato has decreased by 20% due to availability of sufficient stocks and the price ranged Rs.200.00-250.00/kg.

Compared to the same period of last year, prices of Nuwara Eliya potato and imported potato have increased by 12% and 17%.

Retail

Prices of Nuwara Eliya potatoes have increased by Rs.46.00/kg and prices ranged Rs.450.00-560.00/kg. Meanwhile, prices of imported potatoes have decreased by Rs.66.00/kg and the price ranged Rs.260.00-350.00/kg.



Compared to the same period of last year, the current retail prices of both Nuwara Eliya and imported potatoes have increased by 18% and 26% respectively.

Pulses

Wholesale

Prices of green gram, white cowpea and red dhal have decreased in the range of 1%-3% due to low demand at the market and price ranged Rs.700.00-800.00/kg for green gram, Rs.700.00-820.00/kg for white cowpea, Rs.280.00-285.00/kg for red dhal. While price of red cowpea has increased by 1% and the price ranged Rs.700.00-850.00/kg.

Compared to the same period of last year, prices of green gram and red cowpea have decreased by 12% and 10% while prices of white cowpea and red dhal have increased by 1% and 4% respectively.

Retail

Prices of green gram and red dhal have decreased by Rs.19.00/kg and Rs.2.00/kg respectively and their prices ranged Rs.850.00-1500.00/kg and Rs.300.00-360.00/kg respectively. Prices of white cowpea and red cowpea have increased by Rs.15.00/kg and Rs.36.00/kg and their prices ranged Rs.850.00-1200.00/kg.

Compared to the same period of last year, the current retail prices of all the pulses varieties have increased in the range of 6%-7%.

Vegetable

Wholesale

Prices of most of the up-country vegetables have increased and the prices of most of the low country vegetables have decreased.

Considering up country vegetables, most of the vegetables have increased due to decreased supply from Nuwara Eliya area. Accordingly, the highest price increase was reported for cabbage as 21% followed by beans (15%) due to decreased supply from Kandy area. However, prices of raddish and carrot have decreased by 5% and 1% respectively.

Price of tomato has increased by 5% with the decreased supply from Kandy area while the price of capsicum has increased by 8% due to decreased supply from Nuwara Eliya area.

Considering low country vegetables, the highest price decrease was reported for bitter gourd as 33%, followed by cucumber as 23% due to increased supply from Rajanganaya, Anamaduwa and Hettipola areas. However, prices of brinjal and pumpkin have increased by 37% and 36% respectively due to decreased supply from

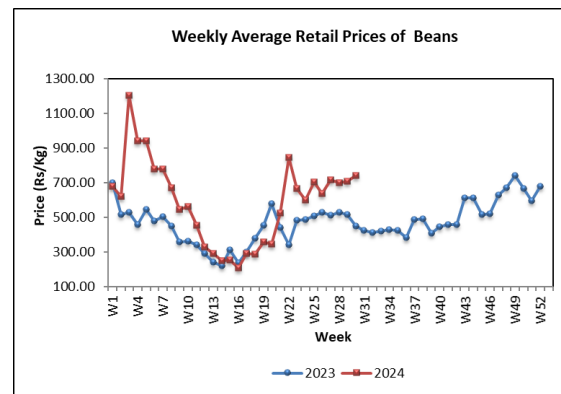
Embilipitiya and Mahavilachchiya areas, respectively.

Prices of green chilies have increased by 26% due to decreased supply from Jaffna area while price of lime has decreased by 24% due to increased supply from Monaragala area.

Compared to the same period of last year, prices of most of the vegetable varieties have increased and the highest was reported for leeks as 156%.

Retail

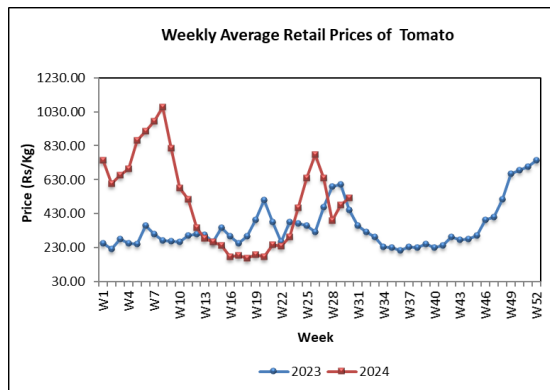
In line with increased wholesale price, retail price of most of the vegetable varieties also increased.



Considering up country varieties, the highest price increase was reported for beetroot as Rs.37.00/kg followed by beans as Rs.32.00/kg. Prices of cabbage and leeks have increased by Rs.22.00/kg and Rs.12.00/kg respectively. However, prices of knolkhol, raddish and carrot have

decreased by Rs.27.00/kg, Rs.5.00 and Rs.4.00/kg respectively.

The prices of tomato and capsicum have increased by Rs.103.00/kg and Rs.39.00/kg respectively.



Considering low country varieties, the highest price increase was reported for brinjal as Rs.78.00/kg followed by long beans Rs.64.00/kg. Prices of pumpkin and luffa have also increased by Rs.55.00/kg and Rs.34.00/kg, respectively. However, prices of drumstick and bitter gourd have decreased by Rs.202.00/kg and Rs.82.00/kg respectively.

Further, the price of lime has decreased by Rs.227.00/kg and prices of green chilies has increased by Rs.131.00/kg.

Compared to the same period of last year, prices of most of the vegetable varieties have increased and the highest price increase was reported for capsicum as 94%.

Coconut

Wholesale

Prices of both large and small nuts have not changed significantly and prices ranged Rs.100.00-110.00 for a large nut and Rs.85.00-90.00 for a small nut.

Compared to the same period of last year, prices of large and small nuts have increased by 10% and 12% respectively.

Retail

Prices of both large and small nuts have increased by Rs.2.00/nut and Rs.1.00/nut respectively. Price ranges were Rs.110.00-130.00 for a large nut and Rs.95.00-110.00 for a small nut.

Compared to the same period of last year, prices of both large and small nuts have increased by 11% and 13% respectively.

Fruits

Wholesale

Prices of most of fruit varieties have increased due to limited supply. The highest price increase of 60% was reported for karthakolomban mango while vilad mango has increased by 16% with limited supply as end of the harvesting season. Prices of king coconut has increased by 19% with increased demand. Further, prices of all the sizes of pineapple have increased in the range of 13%-19% with limited supply and availability of good

quality stocks. Prices of all banana varieties have increased in the range of 6%-15% with limited supply from Jaffna and Embilipitiya areas. Further, prices of slime apple have increased by 14% with limited availability of stocks. Prices of papaw and orange have increased by 9% with market demand.

However, prices of passion fruit and wood apple have also decreased by 29% and 24% with increased supply as prevailing harvesting seasons, while price of imported grapes has decreased by 7% with availability of China stocks.

Compared to the same period of last year, prices of most of the fruit varieties have increased with the highest price increase of 112% reported for slime apple.

Retail

Retail price of most of fruits have also increased. The highest price increase of Rs.88.00/fruit was reported for karthakolomban mango due to with end of season.

Prices of all sizes of pineapple has increased in the range of Rs.4.00-26.00/kg due to high quality stocks while price of king coconut has increased by Rs.19.00/fruit due to high demand.

Prices of ambul, seeni and kolikuttu banana have increased in the range of Rs.4.00-9.00/kg while prices of ambun has increased by Rs.4.00/fruit.

Further, prices of papaw have increased by Rs.4.00/kg due to availability of good quality stock. Meanwhile, price of imported grapes has decreased by Rs.34.00/kg and price of vilad mango has also decreased by Rs.13.00/fruit due low quality and small sizes stock. Further, prices of passion fruit and avocado have decreased by Rs.9.00/fruit and Rs.5.00/fruit respectively due to commencement of harvesting.

Compared to the same period of last year, prices of most of the fruit varieties have increased with the highest price increase of 88% was reported for orange.

Fresh Fish

Wholesale

Wholesale prices of most of the fresh fish types have increased due to decreased supply. The highest price increase of 22% was noted for salaya due to low supply from Valachchenai, Mannar and Trincomalee areas and the price ranged between Rs.200.00-450.00/kg. A price increase of 11% was noted for kelawalla due to low supply from Galle, Mirissa and Beruwala areas and the price ranged Rs.1200.00-1500.00/kg. Likewise, a price

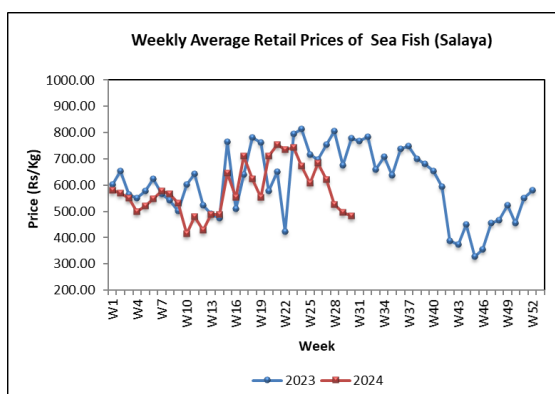
increase of 4% was noted for shrimps due to low supply from Kalpitiya, Chilaw and Puttalam areas and the price ranged between Rs.1700.00-1900.00/kg. In addition, prices of paraw and balaya have increased by 1%.

However, a price decrease of 9% was noted for thora due to high supply from Northern area and the price ranged between Rs.2000.00-3000.00/kg. Likewise, a price decrease of 8% was noted for thalapath due to high supply from Negombo, Beruwala and Valachchenai areas and the price ranged between Rs.1500.00-2200.00/kg. In addition, prices of both hurulla and mora have decreased by 1%.

Compared to the same period of last year, current wholesale prices of all fresh fish types except shrimps have decreased in the range of 3%-37% and the highest price decrease was noted for salaya.

Retail

In line with the wholesale prices, retail prices of most of the fresh fish varieties have increased.



The highest price increase was reported for both thora and paraw by Rs.196.00/kg. Price of mora has also increased by Rs.169.00/kg while prices of other varieties have increased in the range of Rs.41.00-56.00/kg while price of hurulla has decreased by Rs.125.00/kg.

Compared to the same period of last year, prices of all fish varieties except shrimps have decreased in the range of 7%-44% with the highest price decrease was reported for balaya.

Dried Fish

Wholesale

Prices of most of the local and imported dried fish types have increased due to decrease of local dried fish supply. The highest price increase of 7% was noted for local salaya due to low supply from Mannar, Chilaw and Puttalam areas and the price ranged Rs.250.00-450.00/kg. Likewise, a price increase of 5% was noted for local balaya due to low supply from Negombo and beruwala areas and the price ranged between Rs.1000.00-1200.00/kg. In addition, prices of imported sprats and local sprats have increased by 1%.

However, a price decrease of 3% was noted for local maduwa due to high supply from Jaffna and Negombo areas and the price ranged between Rs.1250.00-1400.00/kg.

In addition, price of imported anguluwa has decreased by 2%.

Compared to the same period of last year, current wholesale prices of all dried fish types have decreased in the range of 6%-62% and the highest price decrease was noted for local salaya.

Retail

In line with increased wholesale prices, retail prices of all types of dried fish except maduwa and anguluwa have increased. The highest price increase was reported for balaya by Rs.49.00/kg. The remaining types have increased in the range of Rs.4.00-40.00/kg while prices of maduwa and anguluwa have decreased by Rs.167.00/kg and Rs.8.00/kg respectively. A price decrement was reported by anguluwa and maduwa with Rs.8.00/kg and Rs.167.00/kg respectively.

Compared to the same period of last year, prices of all dried fish varieties have decreased in the range of 1%-43% with the highest price decrease was reported for maduwa.

Eggs

Wholesale

Prices of brown and white eggs have decreased by 5% and 6% respectively and their prices ranged Rs.47.00-54.00/egg and Rs.44.00-49.00/egg respectively.

Compared to the same period of last year, price of white egg has decreased by 17%.

Retail

Prices of both brown and white eggs have decreased by around Rs.2.50/egg. The price range of a white egg was reported as Rs.45.00-53.00 and the price range of a brown egg was reported as Rs.48.00-55.00.

Compared to the same period of last year, price of white egg has decreased by 14%.

Meat

Retail

Price of both broiler chicken and mutton have increased by Rs.16.00/kg and Rs.13.00/kg respectively. While, prices of beef and curry chicken have decreased by Rs.46.00/kg and Rs.16.00/kg respectively.

Compared to the same period of last year, prices of most types of meat have decreased in the range of 13%-22%. The highest price decrease was reported by skinless curry chicken.

EXPLANATORY NOTE

The Food Commodities Bulletin is a weekly publication containing information relating to wholesale and retail prices of selected food commodities in nine selected markets in

and around Colombo and main markets in the major producing areas.

The information is analyzed and presented as prevailing prices, price ranges, averages, and a comparison of weekly prices. The changes in prices reported are always with price prevailed during the previous week unless otherwise stated.

The frequency of collection of wholesale price information is twice a week (i.e., Tuesday and Friday) while with retail prices, it is thrice a week (i.e., Friday, Monday, and Tuesday).

Table 01: Selected Markets: Wholesale Price of Rice (Rs/50kg bag)

Week 30: 19 - 25 July 2024

LOCATIONS	Rice Varieties													
	Samba 1		Samba 2		Keeri Samba		Nadu 1		Nadu 2		Raw Red		Raw White	
Colombo	11750	12000	11250	11500	13000	16000	10500	10750	10250	10350	9500	10000	9750	10500
Divulapitiya	-	-	-	-	-	-	-	-	-	-	-	-	-	-
Kurunegala	-	-	-	-	-	-	-	-	-	-	-	-	-	-
Nikaweratiya	13150	13250	11200	11500	13900	14750	10750	10900	10000	10000	-	-	9900	10000
Badulla	-	-	11500	11500	15750	16000	10750	11000	-	-	9500	9750	9650	10000
Puttalam	-	-	-	-	-	-	-	-	-	-	-	-	-	-
Dambulla	13150	13250	11250	11500	-	-	10750	10800	10400	10500	9500	9750	9750	9900
Anuradhapura	12500	12750	11400	11600	16500	17000	10750	10850	10000	10250	9750	10250	10250	10400
Tambuttegama	-	-	-	-	-	-	-	-	-	-	-	-	-	-
Polonnaruwa	-	-	-	-	-	-	-	-	-	-	-	-	-	-
Kalutara	-	-	11500	11750	-	-	10500	10500	10350	10400	9750	10000	10000	10250
Ampara	-	-	11250	11250	-	-	11000	11000	10050	10350	9000	9300	9150	9500
Kandy	12500	12750	11500	11750	15500	16000	10750	10900	10350	10500	9750	9900	10000	10250
Moneragala	12500	12750	-	-	16500	17000	10500	10850	10000	10250	8750	9000	9250	9750
Kegalle	-	-	-	-	-	-	-	-	-	-	-	-	-	-
Dehiattakandiya	12500	12750	-	-	16250	17250	10750	10800	10000	10400	9000	10250	10000	10250
Hambantota	-	-	-	-	-	-	-	-	-	-	-	-	-	-
Matara	11900	12000	-	-	17250	17500	10600	10800	-	-	9300	9500	9600	10000
Galle	13000	13250	-	-	-	-	10900	10950	-	-	9250	9900	10250	10400
Meegoda	11250	11900	-	-	15150	15250	10400	10700	-	-	9200	9500	9650	10000
Tissamaharama	-	-	-	-	-	-	-	-	-	-	-	-	-	-
Embilipitiya	11700	11800	-	-	16250	16500	10500	10600	-	-	8800	9000	9250	9500
Jaffna	12000	12100	-	-	16000	16500	10500	10500	10000	10250	8750	9000	10000	10250
Vavuniya	11750	11900	-	-	15750	15900	10500	10700	10000	10300	9250	9350	10200	10300
Mannar	-	-	-	-	-	-	-	-	-	-	-	-	-	-
Killinochchi	11750	12000	-	-	15750	16000	10500	10750	10250	10400	9250	9500	10000	10500
Mullattivu	11750	11750	11500	11500	16500	16750	-	-	10000	10250	9500	9750	10000	10250
Batticaloa	11800	11900	-	-	16300	16400	10500	10600	10300	10400	9400	9500	10100	10400
Trincomalee	11750	12000	-	-	16500	16700	10500	10700	10250	10400	9250	9400	10400	10600
Galenbindunuwewa	-	-	-	-	-	-	-	-	-	-	-	-	-	-
Matale	12000	12500	11400	11600	15500	16250	10700	10850	10250	10500	9000	9500	10000	10250

Table 02: Selected Markets: Retail Price of Rice (Rs/kg)

Week 30: 19 - 25 July 2024

LOCATIONS	Rice Varieties													
	Samba 1		Samba 2		Keeri Samba		Nadu 1		Nadu 2		Raw Red		Raw White	
Colombo	230.00	270.00	-	-	330.00	370.00	220.00	230.00	-	-	200.00	210.00	210.00	220.00
Gampaha	-	-	-	-	-	-	-	-	-	-	-	-	-	-
Kurunegala	-	-	-	-	-	-	-	-	-	-	-	-	-	-
Nikaweratiya	240.00	270.00	230.00	230.00	330.00	360.00	215.00	220.00	205.00	210.00	220.00	220.00	200.00	215.00
Dambulla	268.00	270.00	235.00	240.00	350.00	355.00	218.00	220.00	212.00	214.00	200.00	205.00	200.00	210.00
Anuradhapura	260.00	270.00	230.00	235.00	340.00	350.00	220.00	220.00	205.00	210.00	200.00	210.00	210.00	210.00
Thambuththegama	-	-	-	-	-	-	-	-	-	-	-	-	-	-
Polonnaruwa	-	-	-	-	-	-	-	-	-	-	-	-	-	-
Kaluthara	250.00	255.00	-	-	-	-	215.00	220.00	-	-	200.00	205.00	208.00	212.00
Badulla	-	-	230.00	230.00	-	-	220.00	220.00	-	-	200.00	210.00	210.00	210.00
Keppetipola	260.00	265.00	230.00	240.00	335.00	350.00	217.00	220.00	210.00	212.00	198.00	204.00	202.00	208.00
Moneragala	260.00	270.00	-	-	340.00	350.00	215.00	220.00	200.00	210.00	180.00	185.00	190.00	200.00
Kegalle	270.00	275.00	-	-	350.00	360.00	220.00	220.00	210.00	215.00	210.00	210.00	210.00	210.00
Ampara	270.00	270.00	235.00	240.00	-	-	215.00	220.00	-	-	190.00	195.00	190.00	210.00
Dehiattakandiya	260.00	265.00	-	-	335.00	350.00	218.00	220.00	205.00	210.00	190.00	210.00	210.00	210.00
Nuwaraeliya	260.00	270.00	230.00	235.00	335.00	350.00	218.00	220.00	210.00	212.00	200.00	205.00	205.00	210.00
Kandy	260.00	270.00	-	-	340.00	350.00	220.00	225.00	205.00	210.00	205.00	210.00	210.00	215.00
Puttalam	230.00	260.00	-	-	-	-	215.00	215.00	200.00	205.00	-	-	200.00	200.00
Hambantota	-	-	-	-	-	-	-	-	-	-	-	-	-	-
Rathnapura	258.00	270.00	-	-	340.00	350.00	220.00	220.00	210.00	212.00	195.00	198.00	200.00	210.00
Matara	260.00	260.00	-	-	330.00	360.00	220.00	220.00	-	-	186.00	195.00	200.00	205.00
Galle	270.00	275.00	-	-	330.00	360.00	220.00	220.00	-	-	200.00	200.00	210.00	210.00
Tissamaharama	-	-	-	-	-	-	-	-	-	-	-	-	-	-
Meegoda (DEC)	235.00	250.00	-	-	-	-	215.00	220.00	210.00	210.00	190.00	200.00	200.00	210.00
Embilipitiya	240.00	260.00	-	-	330.00	335.00	215.00	220.00	200.00	210.00	182.00	186.00	195.00	205.00
Jaffna	245.00	250.00	-	-	340.00	345.00	220.00	225.00	210.00	215.00	190.00	200.00	210.00	220.00
Vavuniya	250.00	255.00	-	-	330.00	340.00	219.00	220.00	215.00	215.00	195.00	204.00	215.00	218.00
Mannar	-	-	-	-	-	-	-	-	-	-	-	-	-	-
Killinochchi	245.00	250.00	-	-	330.00	340.00	220.00	225.00	215.00	218.00	195.00	200.00	215.00	220.00
Mullaittivu	235.00	240.00	-	-	340.00	348.00	-	-	203.00	210.00	195.00	198.00	205.00	210.00
Batticaloa	245.00	250.00	-	-	335.00	340.00	218.00	220.00	214.00	216.00	195.00	200.00	210.00	215.00
Trincomalee	245.00	250.00	-	-	340.00	345.00	220.00	224.00	215.00	218.00	196.00	200.00	218.00	220.00
Hanguranketha	-	-	230.00	230.00	-	-	220.00	225.00	209.00	216.00	190.00	196.00	199.00	205.00
Veyangoda	230.00	235.00	-	-	335.00	335.00	-	-	205.00	208.00	190.00	190.00	205.00	218.00
Galenbindunuwewa	-	-	-	-	-	-	-	-	-	-	-	-	-	-
Bandarawela	-	-	-	-	340.00	345.00	220.00	225.00	-	-	195.00	200.00	200.00	205.00
Matale	255.00	260.00	230.00	235.00	328.00	335.00	218.00	220.00	210.00	215.00	195.00	200.00	205.00	210.00

Table 04: Selected Markets: Wholesale Price of Subsidiary Food (Rs/50kg)

Week 30: 19 - 25 July 2024

LOCATION	Dried Chillies		Red Onion		Big Onion	Potato			Pulses		
	Imported		Imported	Local		Imported	Welimada	Nuwara Eliya	Green Gram	Cowpea	Red Dhal
Colombo	35000 - 42500	11000 - 14000	14000 - 17000	7000 - 12000	10000 - 12500	-	17000 - 20500	35000 - 40000	35000 - 41000	14000 - 14250	
Kurunegala	-	-	-	-	-	-	-	-	-	-	
Nikaweratiya	37000 - 40000	12500 - 14000	-	8250 - 8750	11500 - 12000	-	-	37500 - 44000	41500 - 42500	14250 - 14500	
Dehiattakandiya	36500 - 42500	-	17500 - 20000	8500 - 13000	13500 - 16000	-	20000 - 21500	40000 - 45000	32500 - 32500	14250 - 15500	
Dambulla (DEC)	32000 - 32500	14000 - 15000	-	6500 - 11000	11500 - 12500	-	18000 - 19000	35000 - 37500	35000 - 38000	13750 - 14250	
Anuradhapura	40000 - 43000	-	21500 - 22000	7750 - 12500	11500 - 13000	-	-	42500 - 47500	32500 - 42500	14500 - 14750	
Thambuththegama	-	-	-	-	-	-	-	-	-	-	
Polonnaruwa	-	-	-	-	-	-	-	-	-	-	
Kaluthara	39000 - 40000	12500 - 13000	-	10250 - 10750	15500 - 16000	-	19500 - 20000	40000 - 42000	41000 - 42000	14250 - 14500	
Puttalam	-	-	12500 - 14000	-	-	-	-	-	-	-	
Kandy	40000 - 42500	13500 - 14000	15000 - 16000	8000 - 12000	11500 - 12000	-	19000 - 19500	40000 - 45000	40000 - 42500	14250 - 14500	
Matara	41000 - 42500	16000 - 17000	17500 - 18000	12000 - 12750	12500 - 13250	-	-	41500 - 45000	42500 - 45000	14250 - 14750	
Hambantota	-	-	-	-	-	-	-	-	-	-	
Kegalle	38500 - 39000	13000 - 14000	-	8150 - 12000	13500 - 14000	-	21000 - 21500	41500 - 42000	44500 - 45000	14500 - 15000	
Galle	40000 - 42000	-	20000 - 22500	8500 - 12500	12000 - 13000	-	21000 - 23000	50000 - 52500	42500 - 46000	14900 - 15500	
Tissamaharama	-	-	-	-	-	-	-	-	-	-	
Meegoda (DEC)	37000 - 38000	15000 - 15000	13500 - 14250	7750 - 11750	11500 - 13250	-	17500 - 19500	42500 - 47500	40000 - 45000	14250 - 14500	
Jaffna	40000 - 40500	-	15750 - 16500	11000 - 11750	11000 - 11500	-	-	42500 - 43500	-	14750 - 15000	
Vavuniya	35000 - 39000	-	17500 - 18000	12500 - 13500	13500 - 14000	-	-	42000 - 43000	-	15000 - 15300	
Mannar	-	-	-	-	-	-	-	-	-	-	
Killinochchi	37000 - 38000	-	17000 - 18000	12000 - 13000	12500 - 13500	-	-	40000 - 42500	-	14500 - 15000	
Mullattivu	41000 - 42000	-	-	10000 - 12500	13000 - 16000	-	-	44000 - 46000	-	15000 - 15250	
Batticaloa	40000 - 40500	13000 - 13500	17750 - 18500	13000 - 13500	14000 - 14500	-	21500 - 23500	42000 - 43000	-	14750 - 15250	
Trincomalee	37500 - 40000	11800 - 12500	15500 - 16500	8750 - 10000	10500 - 13500	-	-	43000 - 45000	-	14800 - 15200	
Galenbindunuwewa	-	-	-	-	-	-	-	-	-	-	
Matale	39000 - 41000	16000 - 17000	17000 - 18000	8500 - 12500	13000 - 13500	-	20500 - 21500	35000 - 42500	37500 - 40000	14250 - 14500	

Table 05: Selected Markets: Retail Price of Subsidiary Food Crops (Rs/kg)

Week 30: 19 - 25 July 2024

LOCATIONS	Dried Chillies		Red Onion		Big Onion	Potato			Pulses		
	Imported		Imported	Local		Imported	Welimada	Nuwara Eliya	Green Gram	Cowpea	Red Dhal
Colombo	800.00 - 1200.00		320.00 - 480.00	460.00 - 600.00	240.00 - 320.00	260.00 - 350.00	-	450.00 - 560.00	850.00 - 1500.00	850.00 - 1200.00	300.00 - 360.00
Gampaha	-		-	-	-	-	-	-	-	-	-
Kurunegala	-		-	-	-	-	-	-	-	-	-
Nikaweratiya	800.00 - 900.00		320.00 - 360.00	-	200.00 - 220.00	250.00 - 260.00	-	460.00 - 460.00	800.00 - 900.00	850.00 - 900.00	295.00 - 330.00
Dambulla	800.00 - 900.00		360.00 - 380.00	-	200.00 - 260.00	260.00 - 300.00	-	460.00 - 480.00	800.00 - 900.00	900.00 - 1000.00	295.00 - 310.00
Anuradhapura	850.00 - 1000.00		-	480.00 - 520.00	260.00 - 280.00	260.00 - 300.00	-	-	1000.00 - 1200.00	800.00 - 900.00	300.00 - 320.00
Thambuththegama	-		-	-	-	-	-	-	-	-	-
Polonnaruwa	-		-	-	-	-	-	-	-	-	-
Kaluthara	850.00 - 950.00		360.00 - 380.00	-	255.00 - 260.00	280.00 - 300.00	-	460.00 - 480.00	1100.00 - 1180.00	880.00 - 920.00	300.00 - 310.00
Badulla	850.00 - 850.00		-	520.00 - 600.00	250.00 - 300.00	260.00 - 280.00	400.00 - 440.00	-	900.00 - 950.00	850.00 - 900.00	300.00 - 310.00
Keppetipola	860.00 - 900.00		390.00 - 400.00	-	200.00 - 260.00	320.00 - 340.00	420.00 - 440.00	-	900.00 - 950.00	900.00 - 960.00	300.00 - 315.00
Moneragala	800.00 - 950.00		400.00 - 440.00	500.00 - 520.00	200.00 - 280.00	280.00 - 300.00	-	460.00 - 480.00	800.00 - 900.00	800.00 - 900.00	300.00 - 320.00
Kegalle	800.00 - 880.00		320.00 - 400.00	-	200.00 - 300.00	275.00 - 350.00	-	500.00 - 520.00	850.00 - 960.00	920.00 - 950.00	290.00 - 340.00
Ampara	840.00 - 900.00		370.00 - 390.00	-	220.00 - 270.00	260.00 - 320.00	-	450.00 - 480.00	900.00 - 990.00	950.00 - 980.00	295.00 - 298.00
Dehiattakandiya	800.00 - 1000.00		400.00 - 400.00	480.00 - 480.00	240.00 - 280.00	270.00 - 350.00	-	480.00 - 480.00	850.00 - 1200.00	-	290.00 - 340.00
Nuwaraeliya	880.00 - 950.00		380.00 - 400.00	-	200.00 - 260.00	340.00 - 360.00	-	450.00 - 460.00	900.00 - 950.00	880.00 - 920.00	295.00 - 310.00
Kandy	840.00 - 900.00		480.00 - 500.00	500.00 - 520.00	260.00 - 300.00	280.00 - 300.00	-	480.00 - 500.00	1000.00 - 1100.00	980.00 - 1000.00	310.00 - 330.00
Puttalam	850.00 - 900.00		320.00 - 370.00	400.00 - 480.00	220.00 - 280.00	260.00 - 350.00	-	480.00 - 500.00	800.00 - 980.00	850.00 - 900.00	300.00 - 310.00
Rathnapura	1000.00 - 1100.00		380.00 - 400.00	-	280.00 - 300.00	260.00 - 280.00	-	-	930.00 - 960.00	900.00 - 950.00	310.00 - 320.00
Hambantota	-		-	-	-	-	-	-	-	-	-
Matara	850.00 - 900.00		380.00 - 400.00	440.00 - 460.00	260.00 - 280.00	280.00 - 320.00	-	460.00 - 480.00	850.00 - 1000.00	900.00 - 1000.00	310.00 - 330.00
Galle	880.00 - 900.00		380.00 - 420.00	480.00 - 520.00	200.00 - 270.00	260.00 - 300.00	-	460.00 - 480.00	1150.00 - 1300.00	950.00 - 1000.00	315.00 - 320.00
Tissamaharama	-		-	-	-	-	-	-	-	-	-
Meegoda (DEC)	800.00 - 850.00		320.00 - 400.00	-	200.00 - 280.00	260.00 - 320.00	-	460.00 - 480.00	900.00 - 1200.00	850.00 - 1040.00	300.00 - 350.00
Embilipitiya	950.00 - 1000.00		320.00 - 400.00	450.00 - 480.00	270.00 - 300.00	270.00 - 300.00	-	480.00 - 500.00	850.00 - 1020.00	950.00 - 1020.00	290.00 - 330.00
Jaffna	850.00 - 880.00		350.00 - 370.00	-	240.00 - 280.00	240.00 - 270.00	-	-	900.00 - 960.00	-	310.00 - 320.00
Vavuniya	800.00 - 850.00		-	400.00 - 420.00	300.00 - 320.00	320.00 - 340.00	-	-	900.00 - 920.00	-	318.00 - 320.00
Mannar	-		-	-	-	-	-	-	-	-	-
Killinochchi	800.00 - 850.00		-	400.00 - 440.00	280.00 - 300.00	280.00 - 320.00	-	-	900.00 - 950.00	-	310.00 - 320.00
Mullaittivu	840.00 - 860.00		380.00 - 400.00	-	-	280.00 - 320.00	-	-	900.00 - 950.00	-	300.00 - 320.00
Batticaloa	850.00 - 880.00		320.00 - 325.00	400.00 - 450.00	280.00 - 300.00	320.00 - 330.00	-	480.00 - 550.00	880.00 - 920.00	-	315.00 - 320.00
Trincomalee	850.00 - 900.00		320.00 - 370.00	-	240.00 - 280.00	280.00 - 320.00	-	-	960.00 - 1000.00	-	315.00 - 320.00
Hanguranketha	800.00 - 920.00		400.00 - 420.00	-	260.00 - 280.00	260.00 - 320.00	-	450.00 - 460.00	900.00 - 980.00	850.00 - 900.00	290.00 - 298.00
Veyangoda	900.00 - 950.00		320.00 - 400.00	480.00 - 500.00	240.00 - 260.00	263.00 - 320.00	-	-	880.00 - 880.00	850.00 - 850.00	295.00 - 300.00
Galenbindunuwewa	-		-	-	-	-	-	-	-	-	-
Bandarawela	900.00 - 950.00		-	480.00 - 500.00	200.00 - 260.00	240.00 - 300.00	400.00 - 440.00	450.00 - 460.00	1000.00 - 1100.00	900.00 - 950.00	320.00 - 350.00
Matale	820.00 - 950.00		360.00 - 420.00	-	200.00 - 280.00	280.00 - 300.00	-	480.00 - 500.00	800.00 - 1000.00	850.00 - 950.00	295.00 - 305.00

Table 06: Selected Markets: Wholesale Price of Vegetables(Rs/kg)

Week 30: 19 - 25 July 2024

Locations	Butter Beans	Green Beans	Carrot	Leeks	Beetroot	Knolkhol
Colombo	-	600.00 - 650.00	300.00 - 380.00	350.00 - 400.00	300.00 - 350.00	180.00 - 200.00
Meegoda (DEC)	-	580.00 - 680.00	340.00 - 420.00	380.00 - 440.00	320.00 - 350.00	180.00 - 230.00
Dambulla (DEC)	-	550.00 - 600.00	350.00 - 400.00	380.00 - 400.00	280.00 - 350.00	140.00 - 160.00
Keppetipola (DEC)	-	650.00 - 700.00	330.00 - 350.00	360.00 - 400.00	250.00 - 300.00	150.00 - 200.00
Norochchole (DEC)	-	-	-	-	240.00 - 300.00	-
Nuwara Eliya	-	660.00 - 700.00	380.00 - 390.00	360.00 - 370.00	230.00 - 240.00	160.00 - 170.00
Kandy	-	450.00 - 500.00	320.00 - 330.00	400.00 - 430.00	290.00 - 300.00	130.00 - 150.00
Hambantota	-	-	-	-	-	-
Thambuththegama (DEC)	-	-	-	-	-	-
Jaffna	-	650.00 - 680.00	450.00 - 470.00	470.00 - 480.00	350.00 - 370.00	-
Bandarawela	-	600.00 - 650.00	320.00 - 340.00	360.00 - 380.00	-	180.00 - 220.00
Veyangoda	-	650.00 - 700.00	370.00 - 390.00	380.00 - 420.00	230.00 - 320.00	180.00 - 200.00

Locations	Raddish	Cabbage	Tomato	Ladies Fingers	Brinjal	Capsicum
Colombo	70.00 - 100.00	200.00 - 300.00	300.00 - 350.00	130.00 - 160.00	150.00 - 300.00	700.00 - 750.00
Meegoda (DEC)	120.00 - 150.00	250.00 - 340.00	250.00 - 300.00	130.00 - 180.00	170.00 - 220.00	800.00 - 900.00
Moneragala	150.00 - 180.00	280.00 - 350.00	280.00 - 350.00	180.00 - 200.00	150.00 - 180.00	750.00 - 800.00
Dambulla (DEC)	25.00 - 40.00	240.00 - 280.00	250.00 - 280.00	110.00 - 130.00	130.00 - 180.00	700.00 - 800.00
Keppetipola (DEC)	70.00 - 80.00	230.00 - 250.00	260.00 - 300.00	150.00 - 170.00	150.00 - 170.00	750.00 - 800.00
Norochchole (DEC)	30.00 - 40.00	-	-	110.00 - 160.00	80.00 - 130.00	650.00 - 700.00
Nuwara Eliya	90.00 - 110.00	310.00 - 320.00	280.00 - 300.00	160.00 - 180.00	180.00 - 190.00	760.00 - 820.00
Kandy	80.00 - 100.00	200.00 - 250.00	280.00 - 300.00	130.00 - 150.00	150.00 - 200.00	650.00 - 700.00
Hambantota	-	-	-	-	-	-
Thambuththegama (DEC)	-	-	-	-	-	-
Tissamaharama	-	-	-	-	-	-
Jaffna	150.00 - 170.00	300.00 - 330.00	320.00 - 340.00	200.00 - 240.00	160.00 - 170.00	850.00 - 870.00
Bandarawela	90.00 - 100.00	260.00 - 280.00	260.00 - 300.00	-	150.00 - 180.00	700.00 - 750.00
Veyangoda	120.00 - 170.00	250.00 - 300.00	280.00 - 320.00	110.00 - 140.00	170.00 - 220.00	750.00 - 900.00

Locations	Pumpkin	Cucumber	Bitter Gourd	Snake Gourd	Drumstick	Luffa
Colombo	180.00 - 220.00	50.00 - 80.00	150.00 - 250.00	150.00 - 200.00	150.00 - 550.00	200.00 - 220.00
Meegoda (DEC)	190.00 - 210.00	50.00 - 100.00	200.00 - 240.00	220.00 - 240.00	-	250.00 - 280.00
Moneragala	200.00 - 230.00	100.00 - 120.00	350.00 - 430.00	280.00 - 300.00	250.00 - 300.00	350.00 - 380.00
Dambulla (DEC)	130.00 - 150.00	30.00 - 45.00	160.00 - 180.00	120.00 - 130.00	230.00 - 250.00	200.00 - 250.00
Keppetipola (DEC)	170.00 - 180.00	80.00 - 100.00	220.00 - 230.00	120.00 - 140.00	230.00 - 240.00	230.00 - 240.00
Norochchole (DEC)	120.00 - 150.00	30.00 - 50.00	200.00 - 300.00	80.00 - 120.00	350.00 - 400.00	200.00 - 250.00
Nuwara Eliya	180.00 - 200.00	90.00 - 100.00	240.00 - 250.00	140.00 - 150.00	240.00 - 260.00	240.00 - 250.00
Kandy	180.00 - 200.00	80.00 - 90.00	200.00 - 240.00	100.00 - 130.00	250.00 - 350.00	230.00 - 250.00
Hambantota	-	-	-	-	-	-
Thambuththegama (DEC)	-	-	-	-	-	-
Tissamaharama	-	-	-	-	-	-
Jaffna	150.00 - 170.00	100.00 - 120.00	390.00 - 420.00	100.00 - 120.00	250.00 - 270.00	-
Bandarawela	180.00 - 200.00	90.00 - 110.00	-	-	-	-
Veyangoda	190.00 - 220.00	50.00 - 60.00	180.00 - 240.00	150.00 - 200.00	300.00 - 320.00	180.00 - 230.00

Table 06 (Contd.)

	Long Beans	Ash Plantain	Green Chillies	Lime	Sweet Potatoe	Manioc
Colombo	200.00 - 350.00	200.00 - 220.00	500.00 - 600.00	400.00 - 500.00	140.00 - 150.00	100.00 - 120.00
Meegoda (DEC)	220.00 - 320.00	220.00 - 250.00	680.00 - 750.00	450.00 - 500.00	130.00 - 160.00	90.00 - 110.00
Moneragala	240.00 - 260.00	100.00 - 120.00	900.00 - 950.00	400.00 - 500.00	160.00 - 180.00	80.00 - 100.00
Dambulla (DEC)	180.00 - 230.00	180.00 - 220.00	550.00 - 650.00	380.00 - 450.00	80.00 - 120.00	75.00 - 90.00
Keppetipola (DEC)	220.00 - 230.00	170.00 - 190.00	650.00 - 700.00	400.00 - 450.00	140.00 - 160.00	130.00 - 140.00
Norochhole (DEC)	140.00 - 220.00	130.00 - 180.00	480.00 - 700.00	-	-	70.00 - 100.00
Nuwara Eliya	230.00 - 240.00	180.00 - 200.00	700.00 - 750.00	450.00 - 500.00	150.00 - 160.00	130.00 - 140.00
Kandy	230.00 - 250.00	150.00 - 200.00	700.00 - 750.00	450.00 - 500.00	120.00 - 150.00	90.00 - 100.00
Hambantota	-	-	-	-	-	-
Thambuththegama (DEC)	-	-	-	-	-	-
Tissamaharama	-	-	-	-	-	-
Jaffna	200.00 - 220.00	200.00 - 220.00	460.00 - 480.00	460.00 - 470.00	150.00 - 170.00	100.00 - 130.00
Bandarawela	-	-	700.00 - 750.00	-	140.00 - 160.00	-
Veyangoda	170.00 - 190.00	240.00 - 250.00	650.00 - 750.00	400.00 - 450.00	110.00 - 140.00	120.00 - 140.00

Locations	Leafy Vegetables (Rs/bundle)			Coconut (Rs/nut)	
	Mukunuwenna	Kankun	Gotukola	Large	Small
Colombo	40.00 - 50.00	40.00 - 50.00	280.00 - 300.00	100.00 - 110.00	85.00 - 90.00
Meegoda (DEC)	50.00 - 50.00	50.00 - 50.00	240.00 - 240.00	100.00 - 105.00	85.00 - 90.00
Norochhole (DEC)	-	-	-	-	-
Nuwara Eliya	-	-	-	-	-
Dambulla (DEC)	25.00 - 30.00	25.00 - 30.00	125.00 - 150.00	80.00 - 90.00	65.00 - 70.00
Kandy	40.00 - 50.00	45.00 - 50.00	240.00 - 250.00	93.00 - 95.00	75.00 - 78.00
Hambantota	-	-	-	-	-
Thambuththegama (DEC)	-	-	-	-	-
Tissamaharama	-	-	-	-	-
Jaffna	65.00 - 75.00	40.00 - 45.00	120.00 - 125.00	85.00 - 95.00	50.00 - 55.00
Bandarawela	-	-	-	-	-
Veyangoda	35.00 - 40.00	35.00 - 40.00	90.00 - 100.00	110.00 - 110.00	-

Colombo, Meegoda, Norochhole, Jaffna, Dambulla and Kandy - Gotukola Price Rs/Kg

Table 07: Selected Markets: Retail Price of Vegetables (Rs/kg)

Week 30: 19 - 25 July 2024

LOCATIONS	Up Country Varieties																
	Butter Beans	Green Beans		Carrot		Leeks		Beetroot		Knol Khol		Raddish		Cabbage		Tomato	
Colombo	-	650.00	850.00	350.00	600.00	420.00	600.00	430.00	640.00	260.00	480.00	120.00	400.00	320.00	480.00	400.00	680.00
Gampaha	-	-	-	-	-	-	-	-	-	-	-	-	-	-	-	-	-
Kurunegala	-	-	-	-	-	-	-	-	-	-	-	-	-	-	-	-	-
Nikaweratiya	-	660.00	800.00	520.00	600.00	520.00	600.00	400.00	520.00	280.00	350.00	120.00	160.00	380.00	400.00	480.00	520.00
Dambulla	-	700.00	740.00	480.00	540.00	540.00	560.00	540.00	600.00	260.00	300.00	160.00	200.00	360.00	400.00	400.00	440.00
Anuradhapura	-	680.00	720.00	520.00	640.00	520.00	600.00	400.00	560.00	-	-	160.00	240.00	360.00	440.00	400.00	480.00
Thambuththegama	-	-	-	-	-	-	-	-	-	-	-	-	-	-	-	-	-
Polonnaruwa	-	-	-	-	-	-	-	-	-	-	-	-	-	-	-	-	-
Kaluthara	-	720.00	760.00	420.00	460.00	500.00	520.00	430.00	450.00	280.00	320.00	180.00	200.00	320.00	360.00	420.00	460.00
Badulla	-	750.00	800.00	480.00	500.00	500.00	550.00	450.00	500.00	300.00	350.00	240.00	240.00	360.00	420.00	420.00	460.00
Keppetipola	-	750.00	780.00	420.00	440.00	460.00	480.00	350.00	360.00	260.00	280.00	140.00	160.00	320.00	340.00	360.00	400.00
Moneragala	-	640.00	650.00	440.00	520.00	520.00	600.00	520.00	600.00	-	-	200.00	240.00	400.00	480.00	400.00	420.00
Kegalle	-	760.00	800.00	560.00	600.00	560.00	600.00	520.00	560.00	280.00	320.00	200.00	240.00	360.00	400.00	440.00	480.00
Ampara	-	700.00	720.00	480.00	520.00	480.00	520.00	480.00	520.00	240.00	260.00	200.00	220.00	360.00	440.00	380.00	460.00
Dehiattakandiya	-	680.00	800.00	500.00	520.00	520.00	600.00	400.00	480.00	280.00	320.00	160.00	300.00	400.00	400.00	400.00	480.00
Nuwareliya	-	780.00	800.00	480.00	500.00	460.00	480.00	340.00	360.00	240.00	260.00	200.00	220.00	400.00	420.00	400.00	420.00
Kandy	-	750.00	800.00	550.00	600.00	550.00	600.00	360.00	400.00	200.00	240.00	200.00	240.00	300.00	360.00	360.00	400.00
Puttalam	-	680.00	800.00	450.00	600.00	470.00	600.00	400.00	600.00	280.00	280.00	100.00	150.00	400.00	480.00	400.00	480.00
Hambantota	-	-	-	-	-	-	-	-	-	-	-	-	-	-	-	-	-
Rathnapura	-	640.00	650.00	450.00	480.00	520.00	560.00	400.00	480.00	320.00	380.00	200.00	240.00	450.00	520.00	400.00	480.00
Matara	-	680.00	800.00	520.00	600.00	560.00	600.00	480.00	600.00	300.00	320.00	120.00	160.00	380.00	400.00	380.00	480.00
Galle	-	760.00	800.00	480.00	500.00	480.00	500.00	440.00	480.00	300.00	360.00	160.00	200.00	360.00	400.00	400.00	440.00
Tissamaharama	-	-	-	-	-	-	-	-	-	-	-	-	-	-	-	-	-
Meegoda (DEC)	-	700.00	800.00	480.00	600.00	480.00	560.00	400.00	480.00	300.00	320.00	180.00	240.00	400.00	480.00	400.00	480.00
Embilipitiya	-	750.00	800.00	500.00	600.00	550.00	600.00	500.00	600.00	400.00	480.00	120.00	160.00	400.00	480.00	400.00	420.00
Jaffna	-	700.00	750.00	500.00	550.00	500.00	540.00	400.00	440.00	-	-	200.00	240.00	350.00	380.00	360.00	400.00
Vavuniya	-	750.00	800.00	580.00	600.00	580.00	600.00	590.00	600.00	300.00	330.00	250.00	260.00	460.00	480.00	470.00	480.00
Mannar	-	-	-	-	-	-	-	-	-	-	-	-	-	-	-	-	-
Killinochchi	-	760.00	800.00	580.00	620.00	580.00	620.00	560.00	600.00	-	-	240.00	260.00	460.00	500.00	460.00	500.00
Mullaittivu	-	700.00	750.00	580.00	620.00	580.00	620.00	580.00	620.00	-	-	200.00	250.00	420.00	500.00	400.00	450.00
Batticaloa	-	720.00	800.00	560.00	600.00	580.00	600.00	560.00	600.00	280.00	300.00	220.00	250.00	450.00	480.00	480.00	500.00
Trincomalee	-	750.00	800.00	580.00	600.00	560.00	600.00	580.00	620.00	-	-	220.00	240.00	460.00	480.00	460.00	480.00
Hanguranketha	-	620.00	640.00	380.00	400.00	340.00	390.00	350.00	400.00	180.00	200.00	100.00	140.00	240.00	250.00	300.00	350.00
Veyangoda	-	680.00	700.00	420.00	480.00	380.00	400.00	370.00	420.00	260.00	320.00	160.00	200.00	280.00	320.00	380.00	400.00
Galenbindunuwewa	-	-	-	-	-	-	-	-	-	-	-	-	-	-	-	-	-
Bandarawela	-	750.00	800.00	440.00	480.00	580.00	600.00	400.00	480.00	300.00	320.00	200.00	240.00	300.00	320.00	360.00	400.00
Matale	-	720.00	800.00	560.00	600.00	560.00	620.00	480.00	640.00	320.00	400.00	200.00	240.00	360.00	400.00	380.00	400.00

Table 07 (Contd.)

LOCATIONS	Low Country Varieties										
	Ladies Fingers	Brinjal	Capsicum	Pumpkin	Cucumber	Bitter Gourd	Snake Gourd	Drumstick	Luffa	Long Beans	
Colombo	250.00 - 400.00	280.00 - 480.00	760.00 - 1200.00	240.00 - 400.00	140.00 - 280.00	340.00 - 600.00	200.00 - 520.00	480.00 - 1000.00	300.00 - 600.00	380.00 - 560.00	
Gampaha	-	-	-	-	-	-	-	-	-	-	
Kurunegala	-	-	-	-	-	-	-	-	-	-	
Nikaweratiya	200.00 - 240.00	240.00 - 320.00	800.00 - 900.00	240.00 - 300.00	120.00 - 160.00	340.00 - 480.00	220.00 - 320.00	400.00 - 520.00	360.00 - 400.00	280.00 - 320.00	
Dambulla	280.00 - 320.00	240.00 - 280.00	960.00 - 1000.00	300.00 - 380.00	120.00 - 160.00	360.00 - 400.00	280.00 - 320.00	300.00 - 400.00	260.00 - 320.00	300.00 - 320.00	
Anuradhapura	240.00 - 320.00	280.00 - 360.00	800.00 - 1000.00	240.00 - 320.00	160.00 - 200.00	400.00 - 480.00	280.00 - 360.00	-	320.00 - 440.00	360.00 - 400.00	
Thambuththegama	-	-	-	-	-	-	-	-	-	-	
Polonnaruwa	-	-	-	-	-	-	-	-	-	-	
Kaluthara	240.00 - 260.00	340.00 - 360.00	940.00 - 980.00	220.00 - 230.00	160.00 - 190.00	340.00 - 360.00	280.00 - 320.00	540.00 - 580.00	280.00 - 320.00	380.00 - 420.00	
Badulla	240.00 - 320.00	320.00 - 320.00	1000.00 - 1200.00	320.00 - 360.00	180.00 - 200.00	350.00 - 400.00	360.00 - 400.00	300.00 - 350.00	300.00 - 350.00	320.00 - 320.00	
Keppetipola	220.00 - 240.00	240.00 - 250.00	860.00 - 880.00	250.00 - 260.00	160.00 - 180.00	300.00 - 340.00	240.00 - 250.00	320.00 - 340.00	320.00 - 330.00	300.00 - 320.00	
Moneragala	240.00 - 320.00	240.00 - 320.00	900.00 - 1000.00	300.00 - 320.00	160.00 - 240.00	400.00 - 480.00	320.00 - 400.00	320.00 - 400.00	400.00 - 480.00	300.00 - 320.00	
Kegalle	280.00 - 320.00	280.00 - 320.00	900.00 - 1000.00	280.00 - 320.00	160.00 - 200.00	360.00 - 400.00	280.00 - 320.00	350.00 - 400.00	440.00 - 480.00	440.00 - 480.00	
Ampara	300.00 - 320.00	240.00 - 320.00	950.00 - 1000.00	300.00 - 300.00	120.00 - 200.00	400.00 - 440.00	400.00 - 400.00	500.00 - 520.00	340.00 - 400.00	320.00 - 400.00	
Dehiattakandiya	240.00 - 320.00	200.00 - 220.00	-	300.00 - 320.00	120.00 - 200.00	400.00 - 500.00	240.00 - 350.00	400.00 - 500.00	400.00 - 400.00	300.00 - 350.00	
Nuwaraeliya	260.00 - 280.00	300.00 - 320.00	860.00 - 900.00	280.00 - 300.00	200.00 - 220.00	340.00 - 360.00	240.00 - 260.00	350.00 - 360.00	350.00 - 360.00	340.00 - 360.00	
Kandy	200.00 - 240.00	300.00 - 320.00	850.00 - 900.00	280.00 - 300.00	140.00 - 160.00	300.00 - 320.00	200.00 - 240.00	400.00 - 480.00	320.00 - 400.00	320.00 - 400.00	
Puttalam	220.00 - 300.00	200.00 - 300.00	950.00 - 1100.00	240.00 - 300.00	120.00 - 180.00	300.00 - 420.00	200.00 - 300.00	400.00 - 500.00	300.00 - 480.00	300.00 - 400.00	
Rathnapura	200.00 - 280.00	200.00 - 240.00	850.00 - 850.00	280.00 - 320.00	150.00 - 170.00	600.00 - 640.00	280.00 - 320.00	400.00 - 480.00	380.00 - 480.00	460.00 - 480.00	
Hambantota	-	-	-	-	-	-	-	-	-	-	
Matara	200.00 - 240.00	240.00 - 320.00	900.00 - 1000.00	240.00 - 260.00	140.00 - 160.00	380.00 - 400.00	320.00 - 400.00	320.00 - 400.00	380.00 - 440.00	360.00 - 400.00	
Galle	200.00 - 240.00	240.00 - 260.00	900.00 - 1000.00	240.00 - 260.00	140.00 - 180.00	480.00 - 500.00	360.00 - 400.00	400.00 - 460.00	400.00 - 480.00	320.00 - 360.00	
Tissamaharama	-	-	-	-	-	-	-	-	-	-	
Meegoda (DEC)	240.00 - 320.00	280.00 - 360.00	900.00 - 1200.00	240.00 - 320.00	120.00 - 200.00	320.00 - 400.00	320.00 - 400.00	-	360.00 - 400.00	320.00 - 400.00	
Embilipitiya	200.00 - 240.00	240.00 - 280.00	900.00 - 1000.00	300.00 - 320.00	160.00 - 200.00	400.00 - 520.00	280.00 - 320.00	280.00 - 320.00	320.00 - 400.00	320.00 - 400.00	
Jaffna	250.00 - 300.00	200.00 - 240.00	900.00 - 940.00	200.00 - 240.00	140.00 - 180.00	450.00 - 480.00	150.00 - 190.00	300.00 - 350.00	-	250.00 - 270.00	
Vavuniya	380.00 - 400.00	390.00 - 400.00	950.00 - 1000.00	340.00 - 370.00	240.00 - 260.00	780.00 - 800.00	240.00 - 260.00	600.00 - 650.00	350.00 - 380.00	390.00 - 420.00	
Mannar	-	-	-	-	-	-	-	-	-	-	
Killinochchi	300.00 - 340.00	380.00 - 420.00	950.00 - 1000.00	300.00 - 330.00	240.00 - 260.00	800.00 - 850.00	240.00 - 260.00	600.00 - 650.00	-	380.00 - 420.00	
Mullaittivu	250.00 - 300.00	300.00 - 350.00	800.00 - 850.00	180.00 - 200.00	220.00 - 250.00	760.00 - 820.00	240.00 - 280.00	600.00 - 650.00	-	300.00 - 360.00	
Batticaloa	360.00 - 400.00	360.00 - 400.00	960.00 - 1000.00	240.00 - 250.00	180.00 - 220.00	760.00 - 800.00	240.00 - 250.00	560.00 - 600.00	250.00 - 260.00	380.00 - 400.00	
Trincomalee	320.00 - 360.00	360.00 - 400.00	880.00 - 940.00	250.00 - 270.00	190.00 - 220.00	480.00 - 520.00	250.00 - 280.00	600.00 - 650.00	250.00 - 280.00	380.00 - 420.00	
Hanguranketha	170.00 200.00	200.00 220.00	-	180.00 200.00	100.00 120.00	320.00 320.00	200.00 240.00	500.00 600.00	280.00 320.00	280.00 320.00	
Veyangoda	240.00 - 280.00	220.00 - 240.00	880.00 - 900.00	260.00 - 280.00	100.00 - 120.00	520.00 - 600.00	240.00 - 260.00	480.00 - 600.00	320.00 - 520.00	300.00 - 350.00	
Galenbindunuwewa	-	-	-	-	-	-	-	-	-	-	
Bandarawela	280.00 - 300.00	240.00 - 260.00	900.00 - 950.00	300.00 - 320.00	180.00 - 200.00	450.00 - 460.00	300.00 - 320.00	300.00 - 340.00	260.00 - 300.00	300.00 - 340.00	
Matale	280.00 - 320.00	280.00 - 320.00	1000.00 - 1200.00	240.00 - 280.00	160.00 - 200.00	400.00 - 560.00	280.00 - 320.00	-	280.00 - 320.00	400.00 - 440.00	

Table 07 (Contd.)

LOCATIONS	Low Country Varieties					Leafy Vegetable			Coconut (Rs/nut)	
	Ash Plantain	Green Chillies	Lime	Sweet Potato	Manioc	Mukunuwenna	Kankun	Gotukola	Large	Small
Colombo	300.00 - 460.00	600.00 - 1200.00	600.00 - 1200.00	200.00 - 360.00	150.00 - 240.00	60.00 - 100.00	60.00 - 100.00	100.00 - 120.00	110.00 - 130.00	95.00 - 110.00
Gampaha	-	-	-	-	-	-	-	-	-	-
Kurunegala	-	-	-	-	-	-	-	-	-	-
Nikaweratiya	240.00 - 400.00	800.00 - 1000.00	520.00 - 600.00	200.00 - 240.00	150.00 - 160.00	50.00 - 50.00	50.00 - 50.00	120.00 - 120.00	100.00 - 110.00	85.00 - 90.00
Dambulla	300.00 - 360.00	800.00 - 900.00	600.00 - 650.00	220.00 - 280.00	200.00 - 220.00	50.00 - 60.00	50.00 - 60.00	50.00 - 60.00	100.00 - 120.00	80.00 - 85.00
Anuradhapura	240.00 - 320.00	800.00 - 1200.00	800.00 - 1000.00	200.00 - 320.00	160.00 - 240.00	50.00 - 60.00	50.00 - 60.00	50.00 - 60.00	100.00 - 110.00	80.00 - 90.00
Thambuththegama	-	-	-	-	-	-	-	-	-	-
Polonnaruwa	-	-	-	-	-	-	-	-	-	-
Kaluthara	280.00 - 320.00	720.00 - 760.00	600.00 - 700.00	200.00 - 240.00	180.00 - 220.00	60.00 - 80.00	60.00 - 70.00	80.00 - 100.00	100.00 - 120.00	90.00 - 95.00
Badulla	240.00 - 320.00	900.00 - 1100.00	800.00 - 900.00	-	200.00 - 200.00	80.00 - 80.00	80.00 - 80.00	100.00 - 100.00	120.00 - 120.00	100.00 - 110.00
Keppetipola	260.00 - 280.00	750.00 - 850.00	550.00 - 600.00	230.00 - 240.00	200.00 - 220.00	60.00 - 70.00	60.00 - 70.00	50.00 - 60.00	116.00 - 120.00	108.00 - 115.00
Moneragala	160.00 - 200.00	1000.00 - 1200.00	700.00 - 800.00	240.00 - 320.00	100.00 - 140.00	50.00 - 60.00	50.00 - 60.00	60.00 - 70.00	100.00 - 120.00	80.00 - 90.00
Kegalle	350.00 - 400.00	950.00 - 1000.00	650.00 - 700.00	280.00 - 320.00	180.00 - 200.00	70.00 - 80.00	70.00 - 80.00	40.00 - 50.00	110.00 - 120.00	95.00 - 100.00
Ampara	150.00 - 200.00	900.00 - 1000.00	700.00 - 800.00	-	-	60.00 - 60.00	60.00 - 60.00	-	110.00 - 120.00	80.00 - 100.00
Dehiattakandiya	200.00 - 300.00	800.00 - 1500.00	1000.00 - 1200.00	200.00 - 200.00	-	50.00 - 70.00	50.00 - 70.00	50.00 - 70.00	100.00 - 120.00	85.00 - 100.00
Nuwaraeliya	280.00 - 300.00	850.00 - 900.00	600.00 - 650.00	250.00 - 260.00	230.00 - 250.00	70.00 - 80.00	70.00 - 80.00	60.00 - 70.00	116.00 - 120.00	112.00 - 115.00
Kandy	320.00 - 360.00	1100.00 - 1200.00	750.00 - 800.00	160.00 - 200.00	160.00 - 200.00	60.00 - 70.00	60.00 - 70.00	50.00 - 60.00	100.00 - 110.00	80.00 - 85.00
Puttalam	160.00 - 200.00	800.00 - 1000.00	400.00 - 450.00	200.00 - 320.00	160.00 - 200.00	50.00 - 60.00	50.00 - 60.00	-	100.00 - 120.00	75.00 - 90.00
Rathnapura	250.00 - 320.00	1200.00 - 1200.00	800.00 - 900.00	150.00 - 200.00	120.00 - 160.00	80.00 - 80.00	80.00 - 80.00	100.00 - 100.00	130.00 - 140.00	90.00 - 110.00
Hambanthota	-	-	-	-	-	-	-	-	-	-
Matara	300.00 - 360.00	900.00 - 1000.00	500.00 - 600.00	180.00 - 240.00	180.00 - 200.00	60.00 - 60.00	60.00 - 60.00	90.00 - 110.00	120.00 - 130.00	90.00 - 110.00
Galle	200.00 - 240.00	800.00 - 1000.00	600.00 - 700.00	240.00 - 260.00	160.00 - 200.00	50.00 - 60.00	50.00 - 50.00	70.00 - 80.00	120.00 - 130.00	90.00 - 95.00
Tissamaharama	-	-	-	-	-	-	-	-	-	-
Meegoda (DEC)	320.00 - 480.00	800.00 - 1200.00	700.00 - 800.00	200.00 - 300.00	120.00 - 160.00	80.00 - 80.00	80.00 - 80.00	100.00 - 120.00	110.00 - 120.00	90.00 - 100.00
Embilipitiya	280.00 - 320.00	900.00 - 1000.00	650.00 - 750.00	160.00 - 200.00	150.00 - 200.00	60.00 - 70.00	50.00 - 60.00	100.00 - 120.00	110.00 - 130.00	90.00 - 100.00
Jaffna	240.00 - 280.00	500.00 - 550.00	500.00 - 550.00	200.00 - 250.00	140.00 - 180.00	80.00 - 90.00	50.00 - 60.00	50.00 - 60.00	110.00 - 125.00	60.00 - 65.00
Vavuniya	300.00 - 320.00	780.00 - 800.00	580.00 - 600.00	290.00 - 320.00	280.00 - 300.00	60.00 - 70.00	60.00 - 70.00	100.00 - 110.00	90.00 - 110.00	60.00 - 75.00
Mannar	-	-	-	-	-	-	-	-	-	-
Killinochchi	300.00 - 330.00	780.00 - 820.00	600.00 - 650.00	260.00 - 300.00	200.00 - 240.00	60.00 - 65.00	45.00 - 50.00	45.00 - 50.00	100.00 - 120.00	50.00 - 60.00
Mullaittivu	250.00 - 280.00	600.00 - 700.00	560.00 - 600.00	240.00 - 250.00	220.00 - 260.00	75.00 - 80.00	60.00 - 70.00	50.00 - 50.00	90.00 - 100.00	65.00 - 72.00
Batticaloa	280.00 - 320.00	760.00 - 800.00	650.00 - 700.00	240.00 - 260.00	240.00 - 250.00	70.00 - 80.00	70.00 - 80.00	50.00 - 50.00	100.00 - 100.00	60.00 - 65.00
Trincomalee	290.00 340.00	700.00 800.00	850.00 900.00	240.00 260.00	190.00 210.00	75.00 80.00	70.00 75.00	50.00 55.00	110.00 120.00	75.00 78.00
Hanguranketha	280.00 - 280.00	550.00 - 600.00	450.00 - 600.00	240.00 - 260.00	120.00 - 140.00	40.00 - 45.00	40.00 - 50.00	45.00 - 50.00	100.00 - 105.00	95.00 - 96.00
Veyangoda	240.00 - 280.00	900.00 - 1000.00	800.00 - 850.00	240.00 - 240.00	140.00 - 160.00	60.00 - 60.00	60.00 - 60.00	30.00 - 40.00	120.00 - 130.00	-
Galenbindunuwewa	-	-	-	-	-	-	-	-	-	-
Bandarawela	260.00 - 300.00	800.00 - 900.00	600.00 - 700.00	300.00 - 320.00	240.00 - 260.00	70.00 - 80.00	70.00 - 80.00	80.00 - 100.00	120.00 - 120.00	80.00 - 90.00
Matale	280.00 - 320.00	1000.00 - 1200.00	800.00 - 1000.00	220.00 - 240.00	160.00 - 180.00	50.00 - 60.00	50.00 - 60.00	50.00 - 70.00	110.00 - 120.00	85.00 - 100.00

Table 08: Selected Markets: Retail Price of Fruits (Rs/each & Rs/kg)

Week 30: 19 - 25 July 2024

LOCATIONS	Banana					Pineapple			Mango	
	Ambul (Rs/kg)	Kolikuttu (Rs/kg)	Seeni (Rs/kg)	Anamalu	Ambun	Large	Medium	Small	Betti	Karthakolomban
Colombo	200.00 - 300.00	450.00 - 650.00	200.00 - 280.00	38.00 - 50.00	54.00 - 76.00	580.00 - 780.00	480.00 - 600.00	350.00 - 500.00	-	200.00 - 330.00
Gampaha	-	-	-	-	-	-	-	-	-	-
Kurunegala	-	-	-	-	-	-	-	-	-	-
Nikaweratiya	200.00 - 250.00	450.00 - 530.00	200.00 - 230.00	-	60.00 - 65.00	-	450.00 - 450.00	390.00 - 420.00	-	75.00 - 75.00
Dambulla	180.00 - 220.00	480.00 - 500.00	180.00 - 200.00	-	56.00 - 60.00	600.00 - 650.00	480.00 - 550.00	220.00 - 250.00	35.00 - 40.00	135.00 - 150.00
Anuradhapura	200.00 - 260.00	500.00 - 550.00	200.00 - 240.00	28.00 - 38.00	35.00 - 50.00	650.00 - 800.00	450.00 - 550.00	350.00 - 400.00	-	100.00 - 140.00
Thambuththegama	-	-	-	-	-	-	-	-	-	-
Polonnaruwa	-	-	-	-	-	-	-	-	-	-
Kaluthara	240.00 - 260.00	560.00 - 580.00	200.00 - 230.00	40.00 - 42.00	45.00 - 49.00	600.00 - 620.00	500.00 - 520.00	-	-	220.00 - 260.00
Badulla	230.00 - 250.00	480.00 - 480.00	160.00 - 230.00	22.00 - 30.00	-	-	-	200.00 - 300.00	-	80.00 - 100.00
Keppetipola	190.00 - 200.00	520.00 - 550.00	170.00 - 180.00	28.00 - 32.00	46.00 - 48.00	-	400.00 - 440.00	350.00 - 360.00	40.00 - 50.00	80.00 - 90.00
Moneragala	130.00 - 150.00	300.00 - 400.00	120.00 - 140.00	20.00 - 30.00	25.00 - 35.00	-	450.00 - 450.00	230.00 - 320.00	-	100.00 - 120.00
Kegalle	200.00 - 220.00	500.00 - 550.00	200.00 - 220.00	20.00 - 25.00	22.00 - 25.00	580.00 - 650.00	350.00 - 450.00	150.00 - 200.00	-	90.00 - 120.00
Ampara	140.00 - 180.00	350.00 - 450.00	120.00 - 130.00	28.00 - 30.00	35.00 - 38.00	-	430.00 - 450.00	-	-	-
Dehiattakandiya	200.00 - 220.00	450.00 - 550.00	150.00 - 200.00	-	40.00 - 50.00	580.00 - 600.00	350.00 - 400.00	250.00 - 300.00	-	80.00 - 100.00
Nuwaraeliya	200.00 - 220.00	520.00 - 550.00	180.00 - 200.00	30.00 - 34.00	48.00 - 50.00	-	400.00 - 420.00	360.00 - 380.00	46.00 - 50.00	90.00 - 110.00
Kandy	220.00 - 240.00	500.00 - 550.00	200.00 - 220.00	25.00 - 26.00	40.00 - 45.00	650.00 - 750.00	350.00 - 400.00	200.00 - 250.00	-	90.00 - 100.00
Puttalam	180.00 - 200.00	500.00 - 500.00	150.00 - 200.00	40.00 - 42.00	45.00 - 50.00	680.00 - 700.00	600.00 - 600.00	450.00 - 500.00	-	-
Rathnapura	200.00 - 250.00	400.00 - 500.00	200.00 - 250.00	25.00 - 28.00	40.00 - 50.00	630.00 - 700.00	450.00 - 500.00	360.00 - 400.00	-	150.00 - 200.00
Hambantota	-	-	-	-	-	-	-	-	-	-
Matara	200.00 - 230.00	450.00 - 480.00	160.00 - 180.00	26.00 - 28.00	39.00 - 42.00	750.00 - 800.00	580.00 - 630.00	350.00 - 400.00	-	200.00 - 230.00
Galle	180.00 - 200.00	380.00 - 480.00	180.00 - 200.00	32.00 - 36.00	35.00 - 38.00	600.00 - 650.00	520.00 - 560.00	-	90.00 - 100.00	-
Tissamaharama	-	-	-	-	-	-	-	-	-	-
Meegoda (DEC)	180.00 - 240.00	420.00 - 480.00	180.00 - 200.00	43.00 - 52.00	47.00 - 56.00	715.00 - 850.00	650.00 - 680.00	500.00 - 550.00	-	-
Embilipitiya	140.00 - 160.00	380.00 - 450.00	120.00 - 150.00	25.00 - 30.00	30.00 - 40.00	-	450.00 - 550.00	320.00 - 400.00	120.00 - 140.00	170.00 - 200.00
Jaffna	200.00 - 260.00	300.00 - 350.00	140.00 - 180.00	-	-	650.00 - 700.00	500.00 - 570.00	440.00 - 480.00	-	120.00 - 150.00
Vavuniya	180.00 - 200.00	380.00 - 400.00	180.00 - 200.00	-	-	600.00 - 680.00	500.00 - 550.00	400.00 - 450.00	-	130.00 - 150.00
Mannar	-	-	-	-	-	-	-	-	-	-
Killinochchi	190.00 - 200.00	450.00 - 480.00	160.00 - 180.00	38.00 - 40.00	38.00 - 40.00	700.00 - 750.00	550.00 - 600.00	450.00 - 500.00	-	140.00 - 160.00
Mullaittivu	200.00 - 240.00	400.00 - 450.00	200.00 - 240.00	46.00 - 50.00	50.00 - 57.00	-	-	190.00 - 220.00	-	83.00 - 92.00
Batticaloa	200.00 - 220.00	400.00 - 420.00	140.00 - 150.00	34.00 - 36.00	-	650.00 - 660.00	550.00 - 580.00	400.00 - 440.00	-	160.00 - 170.00
Trincomalee	200.00 - 230.00	420.00 - 450.00	180.00 - 200.00	-	-	740.00 - 760.00	600.00 - 640.00	480.00 - 500.00	-	135.00 - 140.00
Veyangoda	240.00 - 250.00	450.00 - 500.00	180.00 - 200.00	28.00 - 29.00	50.00 - 58.00	600.00 - 630.00	430.00 - 450.00	340.00 - 360.00	-	180.00 - 180.00
Galenbindunuwewa	-	-	-	-	-	-	-	-	-	-
Bandarawela	180.00 - 200.00	500.00 - 550.00	160.00 - 180.00	35.00 - 40.00	40.00 - 45.00	600.00 - 650.00	450.00 - 500.00	-	-	160.00 - 200.00
Matale	200.00 - 220.00	450.00 - 480.00	180.00 - 200.00	35.00 - 37.00	48.00 - 50.00	700.00 - 800.00	600.00 - 650.00	400.00 - 460.00	-	180.00 - 200.00

Table 08 (Contd.)

LOCATIONS	Mango		Other Fruits									
	Vilad	Kohu	Papaw (Rs/kg)	Passion	Wood Apple	Orange	Avocado	Slime Apple	Grapes (Rs/kg)	King Coconut		
Colombo	80.00 - 120.00	-	170.00 - 300.00	50.00 - 100.00	70.00 - 180.00	150.00 - 200.00	120.00 - 200.00	70.00 - 140.00	1600.00 - 2600.00	180.00 - 260.00		
Gampaha	-	-	-	-	-	-	-	-	-	-		
Kurunegala	-	-	-	-	-	-	-	-	-	-		
Nikaweratiya	-	-	180.00 - 200.00	-	-	-	75.00 - 85.00	50.00 - 50.00	2500.00 - 2500.00	100.00 - 110.00		
Dambulla	50.00 - 60.00	20.00 - 30.00	180.00 - 220.00	35.00 - 40.00	80.00 - 90.00	80.00 - 90.00	70.00 - 80.00	50.00 - 60.00	2300.00 - 2400.00	150.00 - 180.00		
Anuradhapura	70.00 - 80.00	-	160.00 - 240.00	-	80.00 - 120.00	-	80.00 - 100.00	60.00 - 80.00	2500.00 - 2800.00	150.00 - 200.00		
Thambuththegama	-	-	-	-	-	-	-	-	-	-		
Polonnaruwa	-	-	-	-	-	-	-	-	-	-		
Kaluthara	-	-	200.00 - 240.00	45.00 - 60.00	60.00 - 80.00	140.00 - 160.00	100.00 - 120.00	-	2400.00 - 2600.00	160.00 - 170.00		
Badulla	-	-	250.00 - 320.00	60.00 - 60.00	-	-	60.00 - 70.00	50.00 - 60.00	2800.00 - 2800.00	200.00 - 200.00		
Keppetipola	40.00 - 50.00	18.00 - 20.00	280.00 - 300.00	35.00 - 45.00	50.00 - 55.00	120.00 - 130.00	-	40.00 - 45.00	2700.00 - 2800.00	150.00 - 160.00		
Moneragala	-	-	200.00 - 220.00	30.00 - 35.00	80.00 - 100.00	120.00 - 130.00	60.00 - 70.00	60.00 - 70.00	2500.00 - 2600.00	130.00 - 150.00		
Kegalle	-	-	200.00 - 220.00	-	60.00 - 90.00	80.00 - 100.00	80.00 - 100.00	80.00 - 100.00	2500.00 - 2600.00	130.00 - 150.00		
Ampara	-	-	200.00 - 220.00	-	-	-	85.00 - 95.00	-	2400.00 - 2400.00	140.00 - 150.00		
Dehiattakandiya	-	-	200.00 - 200.00	-	90.00 - 100.00	80.00 - 80.00	70.00 - 100.00	50.00 - 70.00	2500.00 - 2800.00	120.00 - 150.00		
Nuwaraeliya	47.00 - 50.00	18.00 - 22.00	280.00 - 320.00	46.00 - 50.00	50.00 - 60.00	120.00 - 130.00	-	45.00 - 50.00	2700.00 - 2800.00	150.00 - 160.00		
Kandy	-	25.00 - 30.00	180.00 - 200.00	50.00 - 60.00	70.00 - 80.00	90.00 - 100.00	60.00 - 80.00	50.00 - 60.00	2000.00 - 2500.00	180.00 - 200.00		
Puttalam	70.00 - 70.00	-	180.00 - 250.00	50.00 - 50.00	100.00 - 120.00	-	120.00 - 125.00	-	2700.00 - 3000.00	120.00 - 120.00		
Hambantota	-	-	-	-	-	-	-	-	-	-		
Rathnapura	-	-	200.00 - 250.00	-	120.00 - 130.00	-	60.00 - 85.00	75.00 - 85.00	2500.00 - 2600.00	140.00 - 160.00		
Matara	-	-	200.00 - 220.00	41.00 - 45.00	80.00 - 100.00	170.00 - 180.00	50.00 - 55.00	50.00 - 55.00	2000.00 - 2100.00	140.00 - 160.00		
Galle	100.00 - 120.00	-	240.00 - 320.00	60.00 - 70.00	70.00 - 90.00	-	80.00 - 90.00	75.00 - 80.00	2500.00 - 2800.00	120.00 - 130.00		
Tissamaharama	-	-	-	-	-	-	-	-	-	-		
Meegoda (DEC)	-	-	180.00 - 200.00	-	56.00 - 70.00	-	77.00 - 83.00	58.00 - 70.00	1800.00 - 2000.00	140.00 - 150.00		
Embilipitiya	90.00 - 120.00	-	240.00 - 260.00	40.00 - 50.00	60.00 - 80.00	140.00 - 160.00	90.00 - 120.00	-	2600.00 - 2700.00	160.00 - 180.00		
Jaffna	40.00 - 55.00	-	130.00 - 150.00	100.00 - 120.00	100.00 - 120.00	-	120.00 - 150.00	-	2900.00 - 3000.00	150.00 - 170.00		
Vavuniya	-	-	160.00 - 180.00	70.00 - 80.00	-	-	90.00 - 110.00	-	2400.00 - 2500.00	170.00 - 200.00		
Mannar	-	-	-	-	-	-	-	-	-	-		
Killinochchi	40.00 - 50.00	-	150.00 - 170.00	-	50.00 - 60.00	-	100.00 - 130.00	-	2400.00 - 2500.00	200.00 - 210.00		
Mullaittivu	50.00 - 58.00	-	180.00 - 220.00	-	-	-	-	-	-	150.00 - 180.00		
Batticaloa	-	-	200.00 - 220.00	40.00 - 45.00	50.00 - 60.00	-	110.00 - 125.00	-	2000.00 - 2100.00	180.00 - 200.00		
Trincomalee	72.00 - 75.00	34.00 - 36.00	170.00 - 180.00	85.00 - 90.00	90.00 - 100.00	82.00 - 85.00	122.00 - 124.00	-	2450.00 - 2500.00	160.00 - 180.00		
Veyangoda	-	-	180.00 - 200.00	55.00 - 55.00	90.00 - 110.00	120.00 - 130.00	62.00 - 80.00	90.00 - 90.00	2500.00 - 2500.00	150.00 - 160.00		
Galenbindunuwewa	-	-	-	-	-	-	-	-	-	-		
Bandarawela	-	-	180.00 - 220.00	50.00 - 60.00	60.00 - 70.00	100.00 - 120.00	80.00 - 90.00	-	2200.00 - 2300.00	200.00 - 220.00		
Matale	-	-	180.00 - 200.00	40.00 - 50.00	60.00 - 70.00	80.00 - 90.00	60.00 - 70.00	-	2300.00 - 2500.00	130.00 - 150.00		

Table 09: Selected Markets: Wholesale Price of Fresh Fish & Eggs (Rs/kg & Rs/egg)

Week 30: 19 - 25 July 2024

Locations	Sea Fish					
	Salaya	Hurulla	Balaya	Kelawalla	Thora	Paraw
Colombo	200.00 – 450.00	650.00 – 900.00	650.00 – 850.00	1200.00 – 1500.00	2000.00 – 3000.00	1300.00 – 1400.00
Kandy	400.00 – 450.00	-	900.00 – 1000.00	1300.00 – 1400.00	2100.00 – 2200.00	1400.00 – 1450.00
Kaluthara	400.00 – 440.00	-	-	1100.00 – 1200.00	-	1300.00 – 1400.00
Puttalam	-	-	-	-	-	-
Matara	240.00 – 260.00	-	650.00 – 700.00	1100.00 – 1300.00	-	-
Hambantota	-	-	-	-	-	-
Galle	-	-	700.00 – 760.00	950.00 – 1100.00	-	1000.00 – 1100.00
Batticaloa	300.00 – 350.00	700.00 – 800.00	700.00 – 800.00	1600.00 – 1700.00	1900.00 – 2000.00	1600.00 – 1700.00
Trincomalee	400.00 – 450.00	950.00 – 980.00	1100.00 – 1180.00	1880.00 – 1950.00	1980.00 – 2050.00	1750.00 – 1840.00
Mannar	-	-	-	-	-	-

Locations	Sea Fish				Eggs	
	Mora	Shrimps	Thalapath	Teppeli	Brown	White
Colombo	1000.00 – 1150.00	1700.00 – 1900.00	1500.00 – 2200.00	-	47.00 – 54.00	44.00 – 49.00
Kandy	1450.00 – 1500.00	1750.00 – 1900.00	2000.00 – 2200.00	-	46.00 – 48.00	44.00 – 45.00
Kaluthara	-	-	1600.00 – 1700.00	-	-	-
Puttalam	-	-	-	-	-	-
Matara	-	1700.00 – 1750.00	1400.00 – 1550.00	-	47.00 – 48.00	44.00 – 46.00
Hambantota	-	-	-	-	-	-
Galle	-	-	-	-	45.00 – 47.00	44.00 – 45.00
Batticaloa	1000.00 – 1100.00	1400.00 – 1500.00	1600.00 – 1700.00	-	49.00 – 50.00	49.00 – 50.00
Trincomalee	1840.00 – 1900.00	1080.00 – 1150.00	-	-	52.00 – 53.00	50.00 – 51.00
Mannar	-	-	-	-	-	-

Table 10: Selected Markets: Wholesale Price of Dried Fish (Rs/50kg)

Week 30: 19 - 25 July 2024

Locations	Local Dried Fish					
	Sprats	Kattawa	Thora	Mora	Balaya	Anguluwa
Colombo	80000 – 85000	-	-	90000 – 95000	50000 – 60000	-
Kandy	80000 – 85000	-	-	92500 – 95000	55000 – 62500	55000 – 57500
Batticaloa	37500 – 40000	92500 – 97500	96500 – 100000	100000 – 105000	62500 – 65000	50000 – 52500
Trincomalee	54600 – 55000	-	-	-	53000 – 53800	40800 – 41500
Mannar	-	-	-	-	-	-

Locations	Local Dried Fish			Imported Dried Fish		
	Maduwa	Koduwa	Salaya	Sprats	Kattawa	Thora
Colombo	62500 – 70000	-	12500 – 22500	40000 – 47500	65000 – 70000	-
Kandy	70000 – 71500	-	30000 – 32500	42500 – 45000	72500 – 75000	-
Batticaloa	52500 – 55000	-	25000 – 27500	50000 – 52500	-	-
Trincomalee	52000 – 52400	-	30000 – 31000	45000 – 46000	99500 – 99600	-
Mannar	-	-	-	-	-	-

Locations	Imported Dried Fish					
	Mora	Balaya	Anguluwa	Maduwa	Koduwa	Salaya
Colombo	-	-	67500 – 75000	-	-	-
Kandy	-	-	-	-	-	-
Batticaloa	-	-	-	-	-	-
Trincomalee	-	-	-	-	-	-
Mannar	-	-	-	-	-	-

Table 11: Selected Markets: Retail Price of Fresh Fish & Eggs (Rs/kg & Rs/eggs)

Week 30: 19 - 25 July 2024

LOCATIONS	Sea Fish										Eggs								
	Salaya		Hurulla		Balaya		Kelawalla		Thora		Paraw		Mora		Thalapath		Brown		White
Colombo	250.00 - 700.00	780.00 - 980.00	800.00 - 1000.00	1500.00 - 3000.00	3000.00 - 4000.00	1600.00 - 2800.00	1200.00 - 1600.00	2000.00 - 3200.00	48.00 - 55.00	45.00 - 53.00									
Gampaha	-	-	-	-	-	-	-	-	-	-	-	-	-	-	-	-	-	-	-
Kurunegala	-	-	-	-	-	-	-	-	-	-	-	-	-	-	-	-	-	-	-
Nikaweratiya	600.00 - 700.00	800.00 - 1000.00	1000.00 - 1000.00	1800.00 - 2000.00	-	-	2000.00 - 2000.00	2400.00 - 2400.00	50.00 - 55.00	50.00 - 52.00									
Dambulla	600.00 - 650.00	1000.00 - 1100.00	900.00 - 1000.00	1800.00 - 1900.00	-	1600.00 - 1700.00	1600.00 - 1800.00	2200.00 - 2300.00	50.00 - 51.00	49.00 - 50.00									
Anuradhapura	500.00 - 600.00	-	1050.00 - 1100.00	2000.00 - 2200.00	2400.00 - 2600.00	-	-	2300.00 - 2500.00	48.00 - 52.00	48.00 - 52.00									
Thambuththegama	-	-	-	-	-	-	-	-	-	-	-	-	-	-	-	-	-	-	
Polonnaruwa	-	-	-	-	-	-	-	-	-	-	-	-	-	-	-	-	-	-	
Kaluthara	560.00 - 600.00	-	-	2000.00 - 2100.00	-	1700.00 - 1800.00	-	1900.00 - 2000.00	-	47.00 - 48.00									
Badulla	300.00 - 360.00	700.00 - 700.00	1400.00 - 1400.00	1800.00 - 1800.00	2400.00 - 2600.00	1400.00 - 1600.00	1400.00 - 1600.00	2400.00 - 2600.00	53.00 - 55.00	50.00 - 53.00									
Keppetipola	400.00 - 420.00	800.00 - 820.00	1300.00 - 1350.00	1750.00 - 1800.00	-	-	1500.00 - 1600.00	2200.00 - 2300.00	57.00 - 58.00	55.00 - 57.00									
Moneragala	500.00 - 550.00	-	1000.00 - 1100.00	2200.00 - 2300.00	-	-	-	2500.00 - 2600.00	48.00 - 53.00	48.00 - 52.00									
Kegalle	700.00 - 800.00	1000.00 - 1200.00	1500.00 - 1600.00	2600.00 - 2700.00	-	1600.00 - 1800.00	1800.00 - 1900.00	2800.00 - 3000.00	52.00 - 55.00	48.00 - 50.00									
Ampara	300.00 - 350.00	700.00 - 800.00	1400.00 - 1400.00	2000.00 - 2000.00	-	1500.00 - 1500.00	-	-	50.00 - 51.00	49.00 - 50.00									
Dehiattakandiya	500.00 - 500.00	800.00 - 800.00	-	-	-	-	1600.00 - 1600.00	2000.00 - 2000.00	45.00 - 47.00	44.00 - 45.00									
Nuwaraeliya	420.00 - 440.00	820.00 - 840.00	1400.00 - 1500.00	1800.00 - 1900.00	-	-	-	2400.00 - 2500.00	56.00 - 60.00	55.00 - 58.00									
Kandy	550.00 - 600.00	-	1200.00 - 1500.00	2200.00 - 2300.00	2700.00 - 2800.00	1600.00 - 1700.00	1600.00 - 1700.00	2300.00 - 2400.00	50.00 - 51.00	47.00 - 48.00									
Puttalam	400.00 - 600.00	650.00 - 800.00	700.00 - 900.00	1400.00 - 1500.00	-	1400.00 - 1500.00	1900.00 - 2000.00	2400.00 - 2400.00	46.00 - 48.00	46.00 - 48.00									
Hambantota	-	-	-	-	-	-	-	-	-	-	-	-	-	-	-	-	-	-	
Rathnapura	400.00 - 400.00	1200.00 - 1200.00	1100.00 - 1100.00	2400.00 - 2400.00	3600.00 - 3600.00	2400.00 - 2400.00	1800.00 - 1800.00	2400.00 - 2400.00	46.00 - 48.00	45.00 - 48.00									
Matara	450.00 - 550.00	-	1200.00 - 1400.00	1900.00 - 2000.00	-	2000.00 - 2100.00	-	2300.00 - 2400.00	48.00 - 50.00	45.00 - 47.00									
Galle	480.00 - 500.00	900.00 - 1000.00	1200.00 - 1400.00	2200.00 - 2400.00	2400.00 - 2500.00	2200.00 - 2400.00	-	2600.00 - 2600.00	47.00 - 50.00	44.00 - 46.00									
Tissamaharama	-	-	-	-	-	-	-	-	-	-	-	-	-	-	-	-	-	-	
Meegoda	600.00 - 700.00	1300.00 - 1300.00	-	-	-	1600.00 - 1600.00	1600.00 - 1600.00	3300.00 - 3360.00	47.00 - 49.00	44.00 - 48.00									
Embilipitiya	500.00 - 550.00	750.00 - 800.00	1400.00 - 1500.00	2400.00 - 2500.00	2750.00 - 2800.00	1600.00 - 1700.00	1400.00 - 1500.00	2400.00 - 2500.00	46.00 - 50.00	45.00 - 48.00									
Jaffna	400.00 - 450.00	1000.00 - 1100.00	1000.00 - 1100.00	-	-	2000.00 - 2200.00	-	-	52.00 - 54.00	52.00 - 54.00									
Vavuniya	600.00 - 650.00	1000.00 - 1150.00	1000.00 - 1150.00	2400.00 - 2500.00	2400.00 - 2500.00	1600.00 - 1650.00	1800.00 - 1900.00	2400.00 - 2500.00	49.00 - 52.00	47.00 - 49.00									
Mannar	-	-	-	-	-	-	-	-	-	-	-	-	-	-	-	-	-	-	
Killinochchi	400.00 - 450.00	800.00 - 850.00	950.00 - 1000.00	-	-	1500.00 - 1600.00	-	-	48.00 - 49.00	48.00 - 49.00									
Mullaitivu	600.00 - 700.00	1000.00 - 1200.00	900.00 - 1000.00	-	2400.00 - 2400.00	1500.00 - 2000.00	-	-	46.00 - 48.00	46.00 - 48.00									
Batticaloa	600.00 - 650.00	1100.00 - 1200.00	1500.00 - 1600.00	2400.00 - 2500.00	2750.00 - 2800.00	2400.00 - 2500.00	2000.00 - 2100.00	2400.00 - 2500.00	51.00 - 52.00	51.00 - 52.00									
Trincomalee	550.00 - 600.00	1150.00 - 1200.00	1350.00 - 1400.00	2250.00 - 2300.00	2400.00 - 2500.00	1950.00 - 2000.00	2100.00 - 2200.00	-	54.00 - 55.00	52.00 - 54.00									
Veyangoda	500.00 - 500.00	-	1200.00 - 1400.00	1800.00 - 1800.00	2600.00 - 2600.00	2400.00 - 2400.00	-	2000.00 - 2400.00	48.00 - 48.00	48.00 - 50.00									
Galenbindunuwewa	-	-	-	-	-	-	-	-	-	-	-	-	-	-	-	-	-	-	
Bandarawela	600.00 - 700.00	-	1500.00 - 1600.00	2000.00 - 2100.00	-	1800.00 - 1850.00	1400.00 - 1500.00	2000.00 - 2200.00	50.00 - 53.00	48.00 - 52.00									
Matale	700.00 - 750.00	1000.00 - 1100.00	1500.00 - 1600.00	2000.00 - 2200.00	2600.00 - 2700.00	1700.00 - 1800.00	-	2300.00 - 2400.00	49.00 - 50.00	47.00 - 48.00									

Table 12: Selected Markets: Retail Price of Dried Fish (Rs/kg)

Week 30: 19 - 25 July 2024

LOCATIONS	Dried Fish													
	Sprats-Imported		Kattawa		Thora		Mora		Balaya		Anguluwa		Salaya	
Colombo	1000.00	1300.00	1900.00	2400.00	-	-	2000.00	2600.00	1400.00	1800.00	1800.00	2400.00	800.00	1000.00
Gampaha	-	-	-	-	-	-	-	-	-	-	-	-	-	-
Kurunegala	-	-	-	-	-	-	-	-	-	-	-	-	-	-
Nikaweratiya	1000.00	1200.00	1800.00	1800.00	-	-	2200.00	2200.00	1200.00	1200.00	1600.00	1800.00	600.00	600.00
Dambulla	950.00	1000.00	2000.00	2100.00	-	-	2200.00	2300.00	1400.00	1500.00	1800.00	1900.00	-	-
Anuradhapura	1050.00	1200.00	1800.00	2400.00	-	-	2000.00	2400.00	1200.00	1600.00	2000.00	2400.00	800.00	1000.00
Thambuththegama	-	-	-	-	-	-	-	-	-	-	-	-	-	-
Polonnaruwa	-	-	-	-	-	-	-	-	-	-	-	-	-	-
Kaluthara	1200.00	1300.00	2200.00	2300.00	-	-	2200.00	2300.00	1400.00	1500.00	2000.00	2200.00	1000.00	1100.00
Badulla	1200.00	1200.00	2200.00	2200.00	-	-	2200.00	2200.00	1400.00	1400.00	1200.00	1200.00	-	-
Keppetipola	980.00	1100.00	2300.00	2400.00	-	-	2260.00	2300.00	1300.00	1350.00	2260.00	2300.00	900.00	940.00
Moneragala	1000.00	1200.00	1800.00	1900.00	-	-	2000.00	2200.00	1400.00	1500.00	1800.00	2000.00	800.00	850.00
Kegalle	1000.00	1200.00	2000.00	2200.00	-	-	2000.00	2200.00	1200.00	1300.00	-	-	-	-
Ampara	980.00	1100.00	2200.00	2200.00	-	-	2200.00	2200.00	1200.00	1600.00	1200.00	1200.00	1200.00	1200.00
Dehiattakandiya	1000.00	1200.00	2400.00	2400.00	-	-	2000.00	2400.00	1200.00	1600.00	1200.00	1200.00	1000.00	1000.00
Nuwaraeliya	980.00	1200.00	2360.00	2400.00	-	-	2280.00	2300.00	1300.00	1350.00	2280.00	2300.00	850.00	900.00
Kandy	1100.00	1300.00	2100.00	2200.00	-	-	2300.00	2400.00	1500.00	1600.00	2100.00	2200.00	900.00	950.00
Puttalam	950.00	1200.00	2000.00	2300.00	2800.00	2800.00	1900.00	2200.00	1200.00	1300.00	1200.00	2100.00	500.00	800.00
Hambantota	-	-	-	-	-	-	-	-	-	-	-	-	-	-
Rathnapura	980.00	1300.00	2000.00	2100.00	-	-	2000.00	2120.00	1340.00	1520.00	1800.00	2100.00	-	-
Matara	1000.00	1200.00	1800.00	2000.00	-	-	1900.00	2000.00	1400.00	1600.00	1900.00	2000.00	-	-
Galle	1200.00	1300.00	2200.00	2400.00	-	-	2200.00	2200.00	1500.00	1600.00	1800.00	2000.00	900.00	1000.00
Tissamaharama	-	-	-	-	-	-	-	-	-	-	-	-	-	-
Meegoda	800.00	1200.00	1800.00	2400.00	-	-	2000.00	2200.00	1300.00	1400.00	1400.00	1800.00	800.00	800.00
Embilipitiya	1200.00	1300.00	2200.00	2350.00	-	-	2000.00	2250.00	1400.00	1600.00	2100.00	2250.00	900.00	1000.00
Jaffna	1000.00	1100.00	2200.00	2400.00	3100.00	3250.00	2150.00	2300.00	1280.00	1350.00	1200.00	1300.00	-	-
Vavuniya	-	-	1800.00	2000.00	-	-	2000.00	2150.00	1200.00	1300.00	1200.00	1300.00	600.00	700.00
Mannar	-	-	-	-	-	-	-	-	-	-	-	-	-	-
Killinochchi	980.00	1000.00	2400.00	2500.00	-	-	1900.00	2000.00	1300.00	1400.00	-	-	850.00	900.00
Mullaitivu	1250.00	1300.00	1900.00	2400.00	-	-	-	-	-	-	-	-	600.00	650.00
Batticaloa	950.00	1000.00	2000.00	2200.00	-	-	2200.00	2300.00	1450.00	1500.00	1200.00	1250.00	650.00	700.00
Trincomalee	1000.00	1100.00	2300.00	2360.00	-	-	-	-	1250.00	1300.00	1100.00	1150.00	700.00	750.00
Veyangoda	-	-	-	-	-	-	1900.00	2300.00	1280.00	1700.00	1300.00	1800.00	-	-
Galenbindunuwewa	-	-	-	-	-	-	-	-	-	-	-	-	-	-
Bandarawela	1000.00	1100.00	1900.00	2000.00	-	-	2000.00	2100.00	1350.00	1400.00	1600.00	1700.00	1000.00	1100.00
Matale	1100.00	1200.00	2200.00	2400.00	-	-	2300.00	2400.00	1500.00	1600.00	2200.00	2300.00	780.00	850.00

Table 13: Selected Markets: Retail Price of Meat (Rs/kg)

Week 30: 19 - 25 July 2024

LOCATIONS	Meat	Meat (Chicken)		Meat	
	Beef	Broiler	Curry	Mutton	Pork
Colombo	2500.00 - 2600.00	1120.00 - 1200.00	1150.00 - 1450.00	3300.00 - 3600.00	1300.00 - 1500.00
Gampaha	-	-	-	-	-
Kurunegala	-	-	-	-	-
Nikaweratiya	2200.00 - 2200.00	1100.00 - 1200.00	-	-	1280.00 - 1280.00
Dambulla	-	1100.00 - 1150.00	-	-	1400.00 - 1500.00
Anuradhapura	2300.00 - 2400.00	1150.00 - 1250.00	1300.00 - 1300.00	-	1300.00 - 1450.00
Thambuththegama	-	-	-	-	-
Polonnaruwa	-	-	-	-	-
Kaluthara	2300.00 - 2400.00	1050.00 - 1100.00	-	-	1300.00 - 1400.00
Badulla	2100.00 - 2100.00	1200.00 - 1380.00	-	2900.00 - 2900.00	-
Keppetipola	2100.00 - 2200.00	1100.00 - 1200.00	1280.00 - 1350.00	3000.00 - 3100.00	-
Moneragala	2300.00 - 2300.00	1100.00 - 1300.00	1600.00 - 1650.00	-	1500.00 - 1600.00
Kegalle	2300.00 - 2300.00	1090.00 - 1190.00	-	3100.00 - 3100.00	1450.00 - 1550.00
Ampara	-	-	-	-	1650.00 - 1700.00
Dehiattakandiya	-	1180.00 - 1200.00	-	-	1290.00 - 1400.00
Nuwaraeliya	2200.00 - 2300.00	1200.00 - 1250.00	1300.00 - 1350.00	3200.00 - 3300.00	1400.00 - 1450.00
Kandy	2200.00 - 2200.00	1000.00 - 1020.00	1200.00 - 1250.00	3100.00 - 3200.00	1400.00 - 1450.00
Puttalam	2400.00 - 2400.00	1000.00 - 1000.00	1500.00 - 1500.00	3400.00 - 3400.00	-
Hambantota	-	-	-	-	-
Rathnapura	2400.00 - 2400.00	1100.00 - 1200.00	1250.00 - 1350.00	3200.00 - 3200.00	1300.00 - 1300.00
Matara	-	1150.00 - 1200.00	-	-	-
Galle	2400.00 - 2400.00	1000.00 - 1150.00	1350.00 - 1400.00	3200.00 - 3300.00	-
Tissamaharama	-	-	-	-	-
Meegoda	-	1080.00 - 1150.00	1200.00 - 1300.00	-	1250.00 - 2040.00
Embilipitiya	2150.00 - 2200.00	1000.00 - 1100.00	1200.00 - 1320.00	2900.00 - 3000.00	1450.00 - 1600.00
Jaffna	2000.00 - 2100.00	1200.00 - 1250.00	1500.00 - 1550.00	3450.00 - 3600.00	-
Vavuniya	2000.00 - 2200.00	1300.00 - 1350.00	1500.00 - 1600.00	3100.00 - 3150.00	-
Mannar	-	-	-	-	-
Killinochchi	2000.00 - 2050.00	1200.00 - 1250.00	1650.00 - 1700.00	3300.00 - 3500.00	-
Mullaittivu	-	1250.00 - 1350.00	-	-	-
Batticaloa	1900.00 - 2000.00	1150.00 - 1200.00	1500.00 - 1600.00	3450.00 - 3500.00	-
Trincomalee	2100.00 - 2150.00	1100.00 - 1200.00	1860.00 - 1900.00	3450.00 - 3500.00	-
Veyangoda	-	1050.00 - 1100.00	-	-	-
Galenbindunuwewa	-	-	-	-	-
Bandarawela	-	1100.00 - 1150.00	1450.00 - 1500.00	2800.00 - 2800.00	-
Matale	2000.00 - 2200.00	1100.00 - 1180.00	1350.00 - 1400.00	2900.00 - 3000.00	1400.00 - 1600.00

Table 14: Colombo: Wholesale Prices (Rs/kg or Rs/piece)

Week 30: 19 - 25 July 2024

COMMODITY	Range	Average Price			Change Compared to		COMMODITY	Range	Average Price			Change Compared to	
		This Week	Last Week	Last Year	Last Week (%)	Last Year (%)			This Week	Last Week	Last Year	Last Week (%)	Last Year (%)
Rice							Coconut						
Local							Large	100.00 - 110.00	105.00	105.00	95.63	0.00	9.80
Samba 1	235.00 - 240.00	236.80	236.10	207.50	0.30	14.12	Small	85.00 - 90.00	87.22	87.50	78.13	-0.32	11.64
Samba 2	225.00 - 230.00	229.22	229.33	197.50	-0.05	16.06							
Keeri Samba	260.00 - 320.00	290.00	288.75	257.30	0.43	12.71	Fruits (Rs/fruit)						
Nadu 1	210.00 - 215.00	211.90	211.56	176.10	0.16	20.33	Plantain						
Nadu 2	205.00 - 207.00	206.00	205.86	167.00	0.07	23.35	Ambul (Rs/kg)	160.00 - 220.00	190.91	170.91	120.83	11.70	57.99
Raw (Red)	190.00 - 200.00	194.44	194.50	140.50	-0.03	38.39	Kolikuttu (Rs/kg)	440.00 - 500.00	467.27	441.00	380.00	5.96	22.97
Raw (White)	195.00 - 210.00	202.78	203.50	166.50	-0.35	21.79	Seeni (Rs/kg)	140.00 - 170.00	154.55	140.00	111.67	10.39	38.40
Imported							Anamalu	30.00 - 40.00	35.45	30.80	20.25	15.11	75.08
Samba	280.00 - 290.00	283.13	284.29	213.80	-0.41	32.43	Ambun	35.00 - 45.00	40.18	37.40	27.23	7.44	47.56
Nadu	-	-	-	-	-	-	Papaw(Rs/kg)	120.00 - 180.00	145.00	133.64	89.29	8.50	62.40
Raw (Red)	-	-	-	-	-	-	Passion Fruit	30.00 - 40.00	33.89	47.50	35.00	-28.65	-3.17
Raw (White)	-	-	-	185.63	-	-	Pineapple Large	530.00 - 600.00	565.00	502.22	841.25	12.50	-32.84
Dried Chillies							Pineapple Medium	430.00 - 550.00	477.50	402.22	640.00	18.72	-25.39
Imported	700.00 - 850.00	792.22	755.56	1111.00	4.85	-28.69	Pineapple Small	300.00 - 370.00	335.00	293.33	496.25	14.20	-32.49
Onion							Mango						
Sinnan	180.00 - 220.00	196.25	260.00	-	-24.52	-	Betti	-	-	38.40	46.71	-	-
Vedalan	280.00 - 340.00	293.57	360.00	414.00	-18.45	-29.09	Karthakolomban	140.00 - 230.00	176.00	110.00	93.08	60.00	89.09
Imported	220.00 - 280.00	247.22	290.00	422.00	-14.75	-41.42	Vilad	70.00 - 90.00	78.75	67.78	66.43	16.19	18.55
Big Onion							Kohu	-	-	-	-	-	-
Imported	140.00 - 240.00	188.33	198.33	102.80	-5.04	83.20	Other						
Local	-	-	-	-	-	-	Wood Apple	35.00 - 50.00	42.27	55.50	70.00	-23.83	-39.61
Potato							Orange	80.00 - 120.00	100.00	92.00	55.00	8.70	81.82
Welimada	-	-	-	-	-	-	Avocado	80.00 - 140.00	110.00	110.00	73.33	0.00	50.00
N'Eliya	340.00 - 410.00	369.00	350.00	329.00	5.43	12.16	Slime Apple	45.00 - 50.00	48.00	42.00	22.60	14.29	112.39
Imported	200.00 - 250.00	224.38	280.71	192.00	-20.07	16.86	Grapes (Imp., Rs/kg)	1150.00 - 1200.00	1168.75	1260.00	1200.00	-7.24	-2.60
Pulses							King Coconut	170.00 - 200.00	186.67	157.00	87.69	18.90	112.87
Green Gram	700.00 - 800.00	768.75	792.86	877.50	-3.04	-12.39	Sea Fish						
Cowpea (White)	700.00 - 820.00	771.25	780.83	763.50	-1.23	1.02	Salaya	200.00 - 450.00	303.33	249.17	483.00	21.74	-37.20
Cowpea (Red)	700.00 - 850.00	757.14	747.14	844.00	1.34	-10.29	Hurulla	650.00 - 900.00	765.83	774.17	882.00	-1.08	-13.17
Red Dhal	280.00 - 285.00	281.88	287.14	271.90	-1.83	3.67	Balaya	650.00 - 850.00	746.67	737.50	1034.00	1.24	-27.79
Vegetable							Kelawalla	1200.00 - 1500.00	1375.83	1235.83	1424.00	11.33	-3.38
Beans (Butter)	-	-	-	-	-	-	Thora	2000.00 - 3000.00	2525.00	2783.33	2530.00	-9.28	-0.20
Beans(Green)	600.00 - 650.00	625.00	542.00	300.00	15.31	108.33	Paraw	1300.00 - 1400.00	1347.50	1328.33	1476.00	1.44	-8.71
Carrot	300.00 - 380.00	346.00	350.00	404.00	-1.14	-14.36	Mora	1000.00 - 1150.00	1050.00	1058.33	1216.67	-0.79	-13.70
Leeks	350.00 - 400.00	376.00	359.00	147.00	4.74	155.78	Shrimps	1700.00 - 1900.00	1800.00	1724.17	1665.00	4.40	8.11
Beetroot	300.00 - 350.00	336.00	331.00	208.33	1.51	61.28	Thalapat	1500.00 - 2200.00	1837.50	1991.67	2065.00	-7.74	-11.02
Knolkhol	180.00 - 200.00	190.00	180.00	88.00	5.56	115.91	Eggs						
Raddish	70.00 - 100.00	84.00	88.00	59.00	-4.55	42.37	Brown	47.00 - 54.00	49.88	52.50	-	-5.00	-
Cabbage	200.00 - 300.00	244.00	202.00	144.00	20.79	69.44	White	44.00 - 49.00	46.88	49.63	56.63	-5.54	-17.22
Tomato	300.00 - 350.00	318.00	303.00	218.00	4.95	45.87	Dried Fish						
Ladies Fingers	130.00 - 160.00	147.00	154.00	108.00	-4.55	36.11	Sprats	1600.00 - 1700.00	1650.00	1635.83	2144.00	0.87	-23.04
Brinjal	150.00 - 300.00	213.00	155.00	300.00	37.42	-29.00	Sprats (Imported)	800.00 - 950.00	870.83	860.83	998.33	1.16	-12.77
Capsicum	700.00 - 750.00	728.00	672.00	347.00	8.33	109.80	Kattawa	-	-	-	-	-	-
Pumpkin	180.00 - 220.00	202.00	148.00	108.00	36.49	87.04	Kattawa (Imported)	1300.00 - 1400.00	1342.50	1340.83	1660.00	0.12	-19.13
Cucumber	50.00 - 80.00	68.00	88.00	59.00	-22.73	15.25	Thora	-	-	-	-	-	-
Bitter Gourd	150.00 - 250.00	202.00	300.00	248.00	-32.67	-18.55	Thora (Imported)	-	-	-	-	-	-
Snake Gourd	150.00 - 200.00	180.00	188.00	118.00	-4.26	52.54	Mora	1800.00 - 1900.00	1851.67	1850.00	1964.00	0.09	-5.72
Drumstick	150.00 - 550.00	320.83	162.73	-	-	97.16	Mora (Imported)	-	-	-	-	-	-
Luffa	200.00 - 220.00	212.00	224.00	100.00	-5.36	112.00	Balaya	1000.00 - 1200.00	1118.33	1063.33	1686.00	5.17	-33.67
Long Beans	200.00 - 350.00	278.00	252.00	152.00	10.32	82.89	Balaya (Imported)	-	-	-	-	-	-
Ash Plantain	200.00 - 220.00	210.00	192.00	149.00	9.38	40.94	Anguluwa	-	-	-	-	-	-
Green Chillies	500.00 - 600.00	565.00	450.00	474.00	25.56	19.20	Anguluwa (Imported)	1350.00 - 1500.00	1425.83	1450.00	1552.86	-1.67	-8.18
Lime	400.00 - 500.00	455.00	595.00	292.00	-23.53	55.82	Maduwa	1250.00 - 1400.00	1329.17	1363.64	1512.00	-2.53	-12.09
Root Crops							Maduwa (Imported)	-	-	-	-	-	-
Sweet Potato	140.00 - 150.00	146.00	130.00	108.00	12.31	35.19	Koduwa	-	-	-	-	-	-
Manioc	100.00 - 120.00	112.00	103.64	150.00	8.07	-25.33	Koduwa (Imported)	-	-	-	-	-	-
Leafy Vegetable							Salaya	250.00 - 450.00	352.50	329.17	918.00	7.09	-61.60
Mukunuwenna	40.00 - 50.00	45.00	43.75	45.00	2.86	0.00	Salaya (Imported)	-	-	-	-	-	-
Kankun	40.00 - 50.00	45.00	43.75	45.00	2.86	0.00							
Gotukola (Rs/kg)	280.00 - 300.00	290.00	307.50	290.00	-5.69	0.00							

This Week: Week 30: 19 - 25 July 2024
Last Week: Week 29: 12 - 18 July 2024

Table 15: Colombo &Suburbs: Retail Prices (Rs/kg or Rs/piece)

Week 30: 19 - 25 July 2024

COMMODITY	Range	Average Price			Change Compared to		COMMODITY	Range	Average Price			Change Compared to		
		This Week	Last Week	Last Year	Last Week	Last Year (%)			This Week	Last Week	Last Year	Last Week	Last Year (%)	
<u>Rice</u>							<u>Coconut</u>							
Local							Large						110.00 · 130.00 123.96 122.00 111.89 1.96 10.78	
Samba 1	230.00 · 270.00	251.76	251.81	224.46	-0.04	12.16	Small						95.00 · 110.00 104.25 103.46 92.16 0.79 13.12	
Samba 2	-	-	-	211.76	-	-	<u>Fruits (Rs/fruit)</u>							
Keeri Samba	330.00 · 370.00	354.50	354.80	265.00	-0.30	33.77	Plantain							
Nadu 1	220.00 · 230.00	224.78	224.42	214.00	0.36	5.04	Ambul (Rs/kg)						200.00 · 300.00 237.43 233.61 186.29 3.82 27.45	
Nadu 2	-	-	-	193.70	-	-	Kolikuttu (Rs/kg)						450.00 · 650.00 540.00 530.69 467.43 9.31 15.53	
Raw (Red)	200.00 · 210.00	205.65	205.93	160.60	-0.27	28.05	Seeni (Rs/kg)						200.00 · 280.00 224.19 218.06 189.17 6.13 18.52	
Raw (White)	210.00 · 220.00	216.54	216.92	183.20	-0.38	18.20	Anamalu						38.00 · 50.00 45.29 44.66 32.28 0.63 40.30	
Imported							Ambun						54.00 · 76.00 66.33 62.64 41.73 3.69 58.97	
Samba	290.00 · 300.00	294.29	293.81	230.38	0.48	27.74	Papaw(Rs/kg)						170.00 · 300.00 242.33 238.65 183.17 3.68 32.30	
Nadu	-	-	-	-	-	-	Passion Fruit						50.00 · 100.00 73.00 82.06 56.22 -9.06 29.85	
Raw (Red)	-	-	-	-	-	-	Pineapple Large						580.00 · 780.00 680.50 676.33 996.80 4.17 -31.73	
Raw (White)	-	-	-	210.00	-	-	Pineapple Medium						480.00 · 600.00 536.40 523.87 775.71 12.53 -30.85	
<u>Dried Chillies</u>							Pineapple Small						350.00 · 500.00 412.69 387.00 578.40 25.69 -28.65	
Imported	800.00 · 1200.00	1030.00	994.00	1312.40	36.00	-21.52	Mango							
<u>Onion</u>							Betti							
Sinnan	-	-	-	-	-	-	Karthakolomban						200.00 · 330.00 260.00 171.96 164.17 88.04 58.38	
Vedalan	460.00 · 600.00	520.00	530.63	588.42	-10.63	-11.63	Vilad						80.00 · 120.00 100.00 112.86 90.50 -12.86 10.50	
Imported	320.00 · 480.00	420.00	442.67	452.73	-22.67	-7.23	Kohu							
<u>Big Onion</u>							<u>Other</u>							
Imported	240.00 · 320.00	277.60	281.15	141.11	-3.55	96.72	Wood Apple						70.00 · 180.00 111.20 112.59 111.15 -1.39 0.04	
Local	-	-	-	-	-	-	Orange						150.00 · 200.00 170.83 169.67 90.77 1.17 88.21	
<u>Potato</u>							Avocado						120.00 · 200.00 173.46 178.91 102.24 -5.45 69.66	
Welimada	-	-	-	-	-	-	Slime Apple						70.00 · 140.00 111.47 104.67 68.15 6.80 63.57	
N'Eliya	450.00 · 560.00	498.46	452.67	422.86	45.79	17.88	Grapes (Imp., Rs/kg)						1600.00 · 2600.00 2176.19 2210.53 2296.00 -34.34 -5.22	
Imported	260.00 · 350.00	299.47	365.00	237.60	-65.53	26.04	King Coconut						180.00 · 260.00 211.92 193.33 141.56 18.59 49.70	
<u>Pulses</u>							<u>Sea Fish</u>							
Green Gram	850.00 · 1500.00	1245.45	1264.17	1179.09	-18.71	5.63	Salaya						250.00 · 700.00 481.58 496.50 783.46 -14.92 -38.53	
Cowpea (White)	850.00 · 1200.00	1017.39	1002.38	953.16	15.01	6.74	Hurulla						780.00 · 980.00 862.00 987.50 1135.00 -125.50 -24.05	
Cowpea (Red)	850.00 · 1200.00	1036.00	1000.00	970.50	36.00	6.75	Balaya						800.00 · 1000.00 937.14 891.67 1661.67 45.48 -43.60	
Red Dhal	300.00 · 360.00	328.00	330.42	309.23	-2.42	6.07	Kelawalla						1500.00 · 3000.00 2071.88 2030.56 2537.50 41.32 -18.35	
<u>Vegetable</u>							Thora						3000.00 · 4000.00 3395.83 3200.00 3806.25 195.83 -10.78	
Beans (Butter)	-	-	-	-	-	-	Paraw						1600.00 · 2800.00 2153.57 1957.22 2628.57 196.35 -18.07	
Beans(Green)	650.00 · 850.00	741.25	709.29	449.46	31.96	64.92	Mora						1200.00 · 1600.00 1393.75 1225.00 2318.18 168.75 -39.88	
Carrot	350.00 · 600.00	505.48	510.00	510.57	-4.52	-1.00	Shrimps						1900.00 · 2200.00 2031.33 1975.00 1978.95 56.33 2.65	
Leeks	420.00 · 600.00	545.00	533.20	282.70	11.80	92.78	Thalapath						2000.00 · 3200.00 2922.73 2982.35 3146.15 -59.63 -7.10	
Beetroot	430.00 · 640.00	531.00	494.40	400.57	36.60	32.56	<u>Eggs</u>							
Knolkhol	260.00 · 480.00	357.93	384.78	248.24	-26.85	44.19	Brown						48.00 · 55.00 51.71 54.20 -2.49	
Raddish	120.00 · 400.00	244.52	249.29	200.00	-4.77	22.26	White						45.00 · 53.00 49.69 52.20 57.87 -2.51 -14.13	
Cabbage	320.00 · 480.00	417.59	395.42	305.15	22.17	36.85	<u>Dried Fish</u>							
Tomato	400.00 · 680.00	522.59	483.20	451.76	39.39	15.68	Sprats						1900.00 · 2400.00 2184.62 2166.67 2300.00 17.95 -5.02	
Ladies Fingers	250.00 · 400.00	309.66	310.36	259.12	-0.70	19.50	Sprats (Imported)						1000.00 · 1300.00 1200.00 1195.65 1253.57 4.35 -4.27	
Brijjal	280.00 · 480.00	370.00	292.22	459.12	77.78	-19.41	Kattawa						1900.00 · 2400.00 2126.67 2089.47 2466.67 37.19 -13.78	
Capsicum	760.00 · 1200.00	987.33	883.93	508.48	103.40	94.17	Thora							
Pumpkin	240.00 · 400.00	327.10	272.59	200.00	54.50	63.55	Mora						2000.00 · 2600.00 2366.67 2338.46 2403.70 28.21 -1.54	
Cucumber	140.00 · 280.00	209.06	211.85	165.14	-2.79	26.59	Balaya						1400.00 · 1800.00 1611.11 1562.50 2065.52 48.61 -22.00	
Bitter Gourd	340.00 · 600.00	484.67	566.80	410.00	-82.13	18.21	Anguluwa						1800.00 · 2400.00 2125.00 2133.33 2376.47 -8.33 -10.58	
Snake Gourd	200.00 · 520.00	371.00	376.67	313.71	-5.67	18.26	Maduwa						1400.00 · 1400.00 1400.00 1566.67 2450.00 -166.67 -42.86	
Drumstick	480.00 · 1000.00	652.07	854.48	368.65	-202.41	76.88	Koduwa							
Luffa	300.00 · 600.00	448.93	415.38	290.27	33.54	54.66	Salaya						800.00 · 1000.00 900.00 860.00 1204.00 40.00 -25.25	
Long Beans	380.00 · 560.00	484.07	420.38	322.50	63.69	50.10	<u>Meat</u>							
Ash Plantain	300.00 · 460.00	363.10	328.40	283.03	34.70	28.29	Beef (without Bones)						2500.00 · 2600.00 2514.29 2560.00 2333.33 -45.71 7.76	
Green Chillies	600.00 · 1200.00	839.00	708.46	703.24	130.54	19.30	Chicken (Broiler)						1120.00 · 1200.00 1176.43 1160.00 1480.00 16.43 -20.51	
Lime	600.00 · 1200.00	842.00	1068.97	547.57	-226.97	53.77	Chicken (Curry)						1150.00 · 1450.00 1225.71 1242.00 1568.00 -16.29 -21.83	
<u>Root Crops</u>							Mutton						3300.00 · 3600.00 3412.50 3400.00 3290.00 12.50 3.72	
Sweet Potato	200.00 · 360.00	288.33	282.40	204.86	5.93	40.74	Pork						1300.00 · 1500.00 1366.67 1366.67 1566.67 0.00 -12.77	
Manioc	150.00 · 240.00	200.74	216.15	205.41	-15.41	-2.27								
<u>Leafy Vegetable</u>														
Mukunuwenna	60.00 · 100.00	77.78	78.80	69.70	-1.02	11.59								
Kankun	60.00 · 100.00	77.78	80.00	69.70	-2.22	11.59								
Gotukola	100.00 · 120.00	115.83	101.82	99.70	14.02	16.19								

This Week: Week 30: 19 - 25 July 2024
 Last Week: Week 29: 12 - 18 July 2024

Table 16: Farmgate/Producer Prices of Food Commodities in Selected Producing Areas (Rs/kg)

Week 30: 19 - 25 July 2024

COMMODITY	Range	Average Price	COMMODITY	Range	Average Price	COMMODITY	Range	Average Price
Paddy			Vegetable (Up Country)			Snake Gourd		
Short Grain			Beans			Dambulla	100.00 - 120.00	111.00
A'pura	115.00 - 118.00	116.20	Dambulla	490.00 - 550.00	527.50	Hambantota	-	
P'haruwa	-		Welimada	550.00 - 580.00	566.00	Embilipitiya	160.00 - 180.00	171.25
Kalawewa	115.00 - 118.00	116.50	Badulla	450.00 - 500.00	462.50	Matara	-	
Kurunegala	-		Carrot			A'pura	180.00 - 200.00	188.00
Dehiattakandiya	117.00 - 120.00	119.00	N'Eliya	350.00 - 360.00	356.00	Luffa		
Nikaweratiya	122.00 - 125.00	123.50	Welimada	300.00 - 320.00	308.00	Dambulla	190.00 - 210.00	203.00
Ampara	115.00 - 120.00	117.50	Hanguranketha	-		Hambantota	-	
Long Grain (White)			Leeks			Embilipitiya	220.00 - 240.00	230.00
A'pura	115.00 - 118.00	116.20	N'Eliya	330.00 - 340.00	335.00	Matara	-	
P'haruwa	-		Welimada	330.00 - 340.00	336.00	A'pura	200.00 - 220.00	208.00
Kalawewa	112.00 - 118.00	115.00	Beetroot			Green Chillies		
Kurunegala	-		N'Eliya	200.00 - 210.00	206.00	Dambulla	500.00 - 560.00	536.00
Dehiattakandiya	120.00 - 120.00	120.00	Dambulla	260.00 - 280.00	272.50	Hambantota	-	
Embilipitiya	-		Kurunegala	-		Embilipitiya	750.00 - 780.00	765.00
Nikaweratiya	100.00 - 118.00	105.60	Welimada	220.00 - 230.00	224.00	Puttalam	-	
Hambantota	-		Hanguranketha	-		A'pura	600.00 - 650.00	620.00
Ampara	108.00 - 115.00	110.20	Knol Khol			Pumpkin		
Long Grain (Red)			N'Eliya	130.00 - 140.00	135.00	Dambulla	135.00 - 152.50	143.50
Matara	115.00 - 117.00	115.75	Welimada	120.00 - 130.00	126.00	Hambantota	-	
Hambantota	-		Hanguranketha	-		Embilipitiya	160.00 - 180.00	171.25
Embilipitiya	110.00 - 112.00	111.25	Raddish			Matara	90.00 - 110.00	102.50
Keeri Samba			N'Eliya	65.00 - 75.00	69.00	A'pura	140.00 - 160.00	148.00
A'pura	120.00 - 125.00	122.00	Welimada	40.00 - 50.00	44.00	Moneragala	150.00 - 170.00	158.00
P'haruwa	-		Hambantota	-		Cucumber		
Kalawewa	120.00 - 125.00	122.50	Hanguranketha	-		A'pura	60.00 - 70.00	64.00
Kurunegala	-		Cabbage			Dambulla	25.00 - 30.00	27.50
Dehiattakandiya	120.00 - 125.00	121.67	N'Eliya	270.00 - 290.00	278.00	Hambantota	-	
Red Onion			Welimada	200.00 - 210.00	204.00	Matara	30.00 - 40.00	33.75
Puttalam	-		Badulla	200.00 - 250.00	225.00	Long Beans		
Jaffna	290.00 - 320.00	304.00	Hanguranketha	-		Dambulla	152.50 - 210.00	186.00
Big Onion			Tomato			Hambantota	-	
Dambulla	-		Welimada	220.00 - 230.00	224.00	Embilipitiya	200.00 - 220.00	207.50
Kalawewa	-		Hambantota	-		Matara	200.00 - 220.00	210.00
A'pura	-		Dambulla	235.00 - 250.00	243.00	A'pura	240.00 - 260.00	248.00
Potato			Hanguranketha	-		Ash Plantain		
N'Eliya	310.00 - 340.00	328.00	Vegetable (Low Country)			Hambantota	-	
Badulla	-		Ladies Fingers			Embilipitiya	150.00 - 170.00	160.00
Welimada	310.00 - 320.00	314.00	A'pura	140.00 - 160.00	148.00	Matara	100.00 - 115.00	107.50
Pulses			Dambulla	100.00 - 110.00	104.00	Lime		
Green Gram			Hambantota	-		Hambantota	-	
Hambantota	-		Embilipitiya	100.00 - 120.00	112.50	Embilipitiya	360.00 - 400.00	377.50
Moneragala	600.00 - 650.00	620.00	Matara	100.00 - 120.00	112.50	Moneragala	350.00 - 400.00	370.00
Embilipitiya	600.00 - 620.00	610.00	Brinjal			Fruits (Rs/kg)		
Nikaweratiya	550.00 - 600.00	575.00	A'pura	160.00 - 180.00	168.00	Banana		
A'pura	600.00 - 650.00	625.00	Dambulla	100.00 - 125.00	117.00	Ambul		
Cowpea			Hambantota	-		Moneragala	80.00 - 90.00	84.00
Hambantota	-		Embilipitiya	120.00 - 130.00	125.00	Embilipitiya	30.00 - 40.00	35.00
Nikaweratiya	550.00 - 600.00	583.33	Matara	130.00 - 160.00	145.00	Hambantota	-	
Moneragala	650.00 - 680.00	662.00	Welimada	120.00 - 135.00	130.00	Kolikuttu		
Embilipitiya	700.00 - 720.00	710.00	Capsicum			Moneragala	180.00 - 240.00	204.00
Maize			Badulla	-		Embilipitiya	110.00 - 130.00	118.00
A'pura	-		Welimada	660.00 - 700.00	680.00	Hambantota	-	
Kalawewa	-		Bitter Gourd			Papaw		
Gingelly			A'pura	280.00 - 300.00	288.00	Moneragala	90.00 - 100.00	94.00
A'pura	480.00 - 520.00	500.00	Dambulla	152.50 - 177.50	166.25	Embilipitiya	70.00 - 80.00	77.00
Kalawewa	-		Hambantota	-		Hambantota	-	
Black Gram			Embilipitiya	300.00 - 360.00	332.50	Pineapple		
A'pura	-		Matara	180.00 - 220.00	200.00	Divulapitiya	-	
Kalawewa	-							

CROP	PELIYAGODA	MAHARAGAMA	KIRULAPONE	NUGEGODA	NARAHENPITA	DEMATAGODA	THOTALANGA	KADAWATHA	KIRIBATHGODA
<u>Rice</u>									
Local									
Samba 1	230.00 - 260.00	230.00 - 270.00	230.00 - 270.00	230.00 - 260.00	260.00 - 270.00	230.00 - 270.00	240.00 - 270.00	250.00 - 260.00	230.00 - 260.00
Samba 2	-	-	-	-	-	-	-	-	-
Keeri Samba	330.00 - 350.00	350.00 - 360.00	360.00 - 360.00	360.00 - 370.00	360.00 - 360.00	350.00 - 360.00	350.00 - 360.00	350.00 - 360.00	370.00 - 370.00
Nadu 1	220.00 - 220.00	220.00 - 230.00	220.00 - 230.00	220.00 - 230.00	220.00 - 230.00	220.00 - 230.00	220.00 - 230.00	220.00 - 230.00	220.00 - 230.00
Nadu 2	-	-	-	-	-	-	-	-	-
Raw (Red)	200.00 - 210.00	200.00 - 210.00	200.00 - 210.00	200.00 - 210.00	210.00 - 210.00	210.00 - 210.00	200.00 - 210.00	200.00 - 210.00	200.00 - 210.00
Raw (White)	210.00 - 220.00	220.00 - 220.00	210.00 - 220.00	210.00 - 220.00	210.00 - 220.00	210.00 - 220.00	210.00 - 220.00	210.00 - 210.00	210.00 - 220.00
Imported									
Samba	290.00 - 300.00	300.00 - 300.00	300.00 - 300.00	290.00 - 300.00	290.00 - 300.00	290.00 - 300.00	290.00 - 300.00	-	290.00 - 290.00
Nadu	-	-	-	-	-	-	-	-	-
Raw (Red)	-	-	-	-	-	-	-	-	-
Raw (White)	-	-	-	-	-	-	-	-	-
<u>Dried Chillies</u>									
Imported	800.00 - 850.00	1000.00 - 1200.00	850.00 - 1200.00	1200.00 - 1200.00	950.00 - 1200.00	950.00 - 1150.00	1000.00 - 1000.00	1000.00 - 1100.00	1000.00 - 1000.00
<u>Red Onion</u>									
Sinnan	-	-	-	-	-	-	-	-	-
Vedalan	460.00 - 460.00	540.00 - 600.00	500.00 - 520.00	520.00 - 580.00	600.00 - 600.00	-	480.00 - 480.00	-	480.00 - 480.00
Imported	380.00 - 400.00	480.00 - 480.00	400.00 - 480.00	400.00 - 480.00	440.00 - 440.00	400.00 - 460.00	440.00 - 440.00	400.00 - 400.00	320.00 - 400.00
<u>Big Onion</u>									
Imported	250.00 - 280.00	300.00 - 300.00	270.00 - 280.00	240.00 - 300.00	280.00 - 300.00	260.00 - 320.00	280.00 - 300.00	280.00 - 280.00	240.00 - 280.00
Local	-	-	-	-	-	-	-	-	-
<u>Potato</u>									
Welimada	-	-	-	-	-	-	-	-	-
N'Eliya	450.00 - 450.00	560.00 - 560.00	480.00 - 480.00	560.00 - 560.00	500.00 - 520.00	480.00 - 480.00	480.00 - 480.00	460.00 - 500.00	450.00 - 450.00
Imported	260.00 - 280.00	340.00 - 340.00	260.00 - 280.00	280.00 - 300.00	300.00 - 350.00	320.00 - 320.00	340.00 - 340.00	300.00 - 320.00	260.00 - 340.00
<u>Pulses</u>									
Green Gram	850.00 - 1100.00	1200.00 - 1500.00	1200.00 - 1400.00	1400.00 - 1500.00	1200.00 - 1400.00	1100.00 - 1300.00	1050.00 - 1300.00	1200.00 - 1400.00	1400.00 - 1500.00
Cowpea (White)	850.00 - 900.00	1000.00 - 1100.00	1100.00 - 1200.00	1100.00 - 1200.00	900.00 - 1200.00	950.00 - 1200.00	850.00 - 900.00	850.00 - 1200.00	1100.00 - 1200.00
Cowpea (Red)	850.00 - 900.00	1000.00 - 1100.00	1100.00 - 1200.00	1100.00 - 1200.00	900.00 - 1200.00	920.00 - 1200.00	850.00 - 900.00	850.00 - 1200.00	1100.00 - 1200.00
Red Dhal	300.00 - 340.00	360.00 - 360.00	300.00 - 320.00	340.00 - 360.00	310.00 - 360.00	310.00 - 320.00	300.00 - 320.00	320.00 - 340.00	340.00 - 360.00

Annex 02 - Colombo Markets: Retail Prices of Vegetables (Rs/kg) and Coconut (Rs/nut)

Week 30: 19 - 25 July 2024

CROP	PELIYAGODA	MAHARAGAMA	KIRULAPONE	NUGEGODA	NARAHENPITA	DEMATAGODA	THOTALANGA	KADAWATHA	KIRIBATHGODA
<i>Vegetable</i>									
Beans	650.00 - 660.00	800.00 - 800.00	720.00 - 800.00	800.00 - 850.00	740.00 - 800.00	650.00 - 720.00	650.00 - 700.00	650.00 - 650.00	650.00 - 650.00
Carrot	450.00 - 560.00	600.00 - 600.00	560.00 - 600.00	520.00 - 600.00	460.00 - 560.00	400.00 - 560.00	350.00 - 450.00	540.00 - 600.00	350.00 - 400.00
Leeks	420.00 - 500.00	600.00 - 600.00	520.00 - 600.00	520.00 - 600.00	540.00 - 600.00	480.00 - 500.00	420.00 - 450.00	540.00 - 600.00	480.00 - 600.00
Beetroot	430.00 - 460.00	600.00 - 600.00	520.00 - 600.00	640.00 - 640.00	480.00 - 600.00	540.00 - 600.00	430.00 - 450.00	520.00 - 640.00	430.00 - 480.00
Knolkhol	260.00 - 300.00	480.00 - 480.00	320.00 - 400.00	320.00 - 420.00	300.00 - 400.00	420.00 - 480.00	260.00 - 300.00	320.00 - 340.00	320.00 - 320.00
Raddish	120.00 - 160.00	320.00 - 400.00	280.00 - 360.00	320.00 - 400.00	180.00 - 240.00	160.00 - 180.00	120.00 - 200.00	240.00 - 320.00	200.00 - 240.00
Cabbage	340.00 - 400.00	480.00 - 480.00	480.00 - 480.00	480.00 - 480.00	360.00 - 480.00	480.00 - 480.00	320.00 - 350.00	360.00 - 480.00	400.00 - 400.00
Tomato	400.00 - 500.00	600.00 - 680.00	500.00 - 600.00	540.00 - 600.00	400.00 - 400.00	480.00 - 500.00	400.00 - 450.00	680.00 - 680.00	480.00 - 600.00
Ladies Fingers	250.00 - 280.00	400.00 - 400.00	320.00 - 360.00	360.00 - 400.00	260.00 - 280.00	280.00 - 360.00	260.00 - 280.00	320.00 - 400.00	320.00 - 320.00
Brinjal	320.00 - 400.00	400.00 - 480.00	400.00 - 400.00	480.00 - 480.00	320.00 - 400.00	320.00 - 400.00	280.00 - 300.00	320.00 - 360.00	320.00 - 320.00
Capsicum	800.00 - 1000.00	1100.00 - 1200.00	1000.00 - 1200.00	1000.00 - 1200.00	800.00 - 900.00	900.00 - 1200.00	760.00 - 800.00	900.00 - 1000.00	1000.00 - 1200.00
Pumpkin	240.00 - 320.00	320.00 - 360.00	320.00 - 320.00	400.00 - 400.00	280.00 - 320.00	320.00 - 400.00	240.00 - 260.00	340.00 - 400.00	400.00 - 400.00
Cucumber	140.00 - 160.00	240.00 - 280.00	240.00 - 240.00	240.00 - 280.00	180.00 - 220.00	160.00 - 220.00	150.00 - 180.00	240.00 - 280.00	200.00 - 280.00
Bitter Gourd	340.00 - 360.00	520.00 - 600.00	480.00 - 560.00	600.00 - 600.00	460.00 - 600.00	560.00 - 560.00	380.00 - 450.00	560.00 - 600.00	400.00 - 480.00
Snake Gourd	200.00 - 240.00	480.00 - 480.00	440.00 - 520.00	420.00 - 480.00	280.00 - 360.00	320.00 - 360.00	260.00 - 350.00	520.00 - 520.00	320.00 - 480.00
Drumstick	480.00 - 500.00	600.00 - 900.00	480.00 - 640.00	800.00 - 1000.00	660.00 - 800.00	480.00 - 560.00	650.00 - 1000.00	540.00 - 600.00	560.00 - 600.00
Luffa	300.00 - 350.00	480.00 - 560.00	430.00 - 600.00	600.00 - 600.00	400.00 - 480.00	-	350.00 - 450.00	520.00 - 600.00	320.00 - 480.00
Long Beans	430.00 - 500.00	560.00 - 560.00	460.00 - 480.00	460.00 - 480.00	480.00 - 560.00	-	380.00 - 400.00	480.00 - 560.00	480.00 - 480.00
Ash Plantain	300.00 - 400.00	400.00 - 460.00	320.00 - 400.00	360.00 - 400.00	350.00 - 420.00	460.00 - 460.00	300.00 - 320.00	300.00 - 420.00	320.00 - 400.00
Green Chillies	660.00 - 760.00	1000.00 - 1200.00	900.00 - 1000.00	800.00 - 1200.00	680.00 - 800.00	800.00 - 800.00	600.00 - 700.00	900.00 - 1100.00	800.00 - 800.00
Lime	600.00 - 700.00	1000.00 - 1200.00	1000.00 - 1100.00	900.00 - 1200.00	600.00 - 800.00	760.00 - 800.00	600.00 - 1000.00	600.00 - 800.00	800.00 - 1200.00
<i>Root Crops</i>									
Sweet Potato	200.00 - 220.00	240.00 - 320.00	280.00 - 320.00	360.00 - 360.00	260.00 - 320.00	360.00 - 360.00	200.00 - 240.00	240.00 - 260.00	320.00 - 320.00
Manioc	160.00 - 180.00	220.00 - 240.00	240.00 - 240.00	200.00 - 220.00	200.00 - 240.00	240.00 - 240.00	160.00 - 180.00	150.00 - 180.00	180.00 - 220.00
<i>Leafy Vegetable</i>									
Mukunuwenna	60.00 - 60.00	80.00 - 80.00	70.00 - 70.00	80.00 - 80.00	80.00 - 80.00	80.00 - 80.00	70.00 - 70.00	80.00 - 80.00	100.00 - 100.00
Kankun	60.00 - 60.00	80.00 - 80.00	70.00 - 70.00	80.00 - 80.00	80.00 - 80.00	80.00 - 80.00	70.00 - 70.00	80.00 - 80.00	100.00 - 100.00
Gotukola	120.00 - 120.00	120.00 - 120.00	120.00 - 120.00	100.00 - 100.00	110.00 - 120.00	110.00 - 120.00	100.00 - 100.00	110.00 - 110.00	120.00 - 120.00
<i>Coconut</i>									
Large	110.00 - 110.00	120.00 - 130.00	130.00 - 130.00	120.00 - 120.00	120.00 - 130.00	120.00 - 130.00	120.00 - 125.00	120.00 - 130.00	120.00 - 130.00
Small	95.00 - 100.00	100.00 - 110.00	110.00 - 110.00	100.00 - 100.00	100.00 - 110.00	100.00 - 110.00	100.00 - 105.00	100.00 - 100.00	100.00 - 100.00

Annex 03 - Colombo Markets: Retail Prices of Fruits (Rs/fruit)

Week 30: 19 - 25 July 2024

CROP	PELIYAGODA	MAHARAGAMA	KIRULAPONE	NUGEGODA	NARAHENPITA	DEMATAGODA	THOTALANGA	KADAWATHA	KIRIBATHGODA
<i>Plantain</i>									
Ambul (Rs/Kg)	200.00 - 250.00	250.00 - 260.00	280.00 - 300.00	200.00 - 240.00	250.00 - 300.00	200.00 - 250.00	200.00 - 260.00	220.00 - 240.00	200.00 - 220.00
Kolikuttu (Rs/Kg)	475.00 - 550.00	550.00 - 560.00	600.00 - 650.00	530.00 - 530.00	550.00 - 550.00	580.00 - 600.00	450.00 - 500.00	600.00 - 650.00	450.00 - 550.00
Seeni (Rs/Kg)	200.00 - 220.00	250.00 - 250.00	260.00 - 280.00	240.00 - 240.00	220.00 - 220.00	200.00 - 230.00	200.00 - 200.00	200.00 - 230.00	200.00 - 220.00
Anamalu	38.00 - 42.00	45.00 - 50.00	42.00 - 50.00	42.00 - 50.00	42.00 - 45.00	42.00 - 42.00	42.00 - 45.00	42.00 - 42.00	42.00 - 42.00
Ambun	54.00 - 60.00	64.00 - 72.00	54.00 - 72.00	60.00 - 70.00	60.00 - 64.00	60.00 - 70.00	60.00 - 76.00	70.00 - 76.00	70.00 - 76.00
<i>Pineapple</i>									
Large	620.00 - 650.00	710.00 - 720.00	650.00 - 780.00	650.00 - 780.00	715.00 - 750.00	715.00 - 720.00	580.00 - 650.00	650.00 - 750.00	585.00 - 700.00
Medium	480.00 - 500.00	550.00 - 560.00	600.00 - 600.00	500.00 - 600.00	550.00 - 580.00	550.00 - 560.00	480.00 - 500.00	500.00 - 580.00	500.00 - 550.00
Small	380.00 - 400.00	440.00 - 450.00	480.00 - 500.00	400.00 - 480.00	350.00 - 400.00	440.00 - 450.00	360.00 - 400.00	400.00 - 460.00	360.00 - 400.00
<i>Mango</i>									
Betti	-	-	-	-	-	-	-	-	-
Karthakolomban	220.00 - 230.00	-	330.00 - 330.00	330.00 - 330.00	260.00 - 330.00	-	-	200.00 - 220.00	200.00 - 250.00
Vilad	80.00 - 90.00	-	-	-	110.00 - 120.00	-	-	-	80.00 - 80.00
Kohu	-	-	-	-	-	-	-	-	-
<i>Other Fruits</i>									
Wood Apple	70.00 - 70.00	100.00 - 120.00	180.00 - 180.00	120.00 - 180.00	100.00 - 120.00	100.00 - 100.00	100.00 - 110.00	100.00 - 110.00	100.00 - 110.00
Orange	-	-	180.00 - 180.00	160.00 - 160.00	150.00 - 160.00	180.00 - 180.00	-	-	160.00 - 200.00
Avocado	120.00 - 150.00	160.00 - 160.00	200.00 - 200.00	200.00 - 200.00	170.00 - 180.00	-	180.00 - 200.00	160.00 - 180.00	160.00 - 200.00
Slime Apple	70.00 - 80.00	130.00 - 140.00	120.00 - 120.00	120.00 - 130.00	100.00 - 120.00	80.00 - 85.00	100.00 - 100.00	-	140.00 - 140.00
Grapes (Rs/Kg)	1600.00 - 1800.00	2000.00 - 2500.00	2500.00 - 2600.00	2000.00 - 2500.00	2000.00 - 2000.00	-	2000.00 - 2100.00	2300.00 - 2500.00	2000.00 - 2000.00
Papaw (Rs/Kg)	170.00 - 180.00	280.00 - 280.00	300.00 - 300.00	240.00 - 260.00	200.00 - 250.00	250.00 - 260.00	180.00 - 220.00	200.00 - 280.00	220.00 - 250.00
Passion	50.00 - 60.00	80.00 - 80.00	90.00 - 90.00	60.00 - 80.00	70.00 - 70.00	75.00 - 80.00	55.00 - 60.00	-	90.00 - 100.00
King Coconut	220.00 - 260.00	200.00 - 220.00	200.00 - 220.00	180.00 - 220.00	180.00 - 200.00	200.00 - 250.00	200.00 - 220.00	220.00 - 260.00	180.00 - 200.00

Annex 04 - Colombo Markets: Retail Prices of Sea Fish and Dried Fish (Rs/kg)

Week 30: 19 - 25 July 2024

31

CROP	PELIYAGODA	MAHARAGAMA	KIRULAPONE	NUGEGODA	NARAHENPITA	DEMATAGODA	THOTALANGA	KADAWATHA	KIRIBATHGODA
<i>Sea Fish</i>									
Salaya	250.00 - 300.00	560.00 - 560.00	600.00 - 600.00	700.00 - 700.00	480.00 - 480.00	400.00 - 560.00	400.00 - 400.00	400.00 - 480.00	400.00 - 500.00
Hurulla	780.00 - 900.00	-	-	-	-	-	-	980.00 - 980.00	-
Balaya	900.00 - 1000.00	-	-	-	-	1000.00 - 1000.00	-	-	800.00 - 1000.00
Kelawalla	1500.00 - 1600.00	2800.00 - 2800.00	2000.00 - 2000.00	3000.00 - 3000.00	2600.00 - 2600.00	1600.00 - 1600.00	1600.00 - 1600.00	2000.00 - 2100.00	2800.00 - 2800.00
Thora	3000.00 - 3500.00	3200.00 - 3200.00	-	4000.00 - 4000.00	-	3200.00 - 4000.00	-	4000.00 - 4000.00	-
Paraw	1600.00 - 1700.00	2400.00 - 2400.00	1800.00 - 1800.00	2800.00 - 2800.00	2800.00 - 2800.00	2200.00 - 2400.00	-	2400.00 - 2600.00	-
Mora	1200.00 - 1300.00	-	-	-	-	1400.00 - 1400.00	1600.00 - 1600.00	1600.00 - 1600.00	1600.00 - 1600.00
Shrimps Small	2100.00 - 2200.00	1920.00 - 1920.00	2000.00 - 2200.00	2000.00 - 2000.00	1920.00 - 1920.00	1900.00 - 2000.00	2000.00 - 2000.00	1960.00 - 1960.00	-
Talapath	2000.00 - 2400.00	3200.00 - 3200.00	3000.00 - 3200.00	3200.00 - 3200.00	3200.00 - 3200.00	3000.00 - 3000.00	2800.00 - 3200.00	3200.00 - 3200.00	2800.00 - 3000.00
<i>Eggs (Rs/egg)</i>									
Brown	49.00 - 50.00	55.00 - 55.00	50.00 - 52.00	53.00 - 53.00	50.00 - 50.00	50.00 - 50.00	48.00 - 50.00	54.00 - 54.00	55.00 - 55.00
White	46.00 - 47.00	53.00 - 53.00	48.00 - 51.00	50.00 - 50.00	48.00 - 48.00	48.00 - 48.00	45.00 - 48.00	52.00 - 52.00	52.00 - 53.00
<i>Dried Fish</i>									
Sprats	1900.00 - 1900.00	2000.00 - 2000.00	2400.00 - 2400.00	2200.00 - 2200.00	2200.00 - 2200.00	1900.00 - 1900.00	2200.00 - 2200.00	2000.00 - 2200.00	2200.00 - 2400.00
Kattawa	2000.00 - 2000.00	2200.00 - 2400.00	2200.00 - 2200.00	2400.00 - 2400.00	2000.00 - 2000.00	1900.00 - 2000.00	2000.00 - 2000.00	1900.00 - 1900.00	2100.00 - 2200.00
Thora	-	-	-	-	-	-	-	-	-
Mora	2000.00 - 2200.00	2200.00 - 2400.00	2400.00 - 2600.00	2400.00 - 2400.00	2400.00 - 2400.00	2400.00 - 2400.00	2400.00 - 2400.00	2300.00 - 2400.00	2400.00 - 2600.00
Balaya	1400.00 - 1600.00	1400.00 - 1800.00	1800.00 - 1800.00	1800.00 - 1800.00	1600.00 - 1600.00	1600.00 - 1600.00	1500.00 - 1500.00	1600.00 - 1600.00	1600.00 - 1800.00
Anguluwa	1800.00 - 2000.00	2000.00 - 2200.00	2400.00 - 2400.00	2400.00 - 2400.00	-	2200.00 - 2200.00	-	-	-
Salaya	800.00 - 800.00	-	-	-	800.00 - 800.00	800.00 - 800.00	1000.00 - 1000.00	-	1000.00 - 1000.00
<i>Meat</i>									
Beef (without Bones)	-	2500.00 - 2500.00	2600.00 - 2600.00	2500.00 - 2500.00	2500.00 - 2500.00	-	2500.00 - 2500.00	-	2500.00 - 2500.00
Chicken (Broiler)	1120.00 - 1120.00	1200.00 - 1200.00	1190.00 - 1190.00	1200.00 - 1200.00	1120.00 - 1120.00	1120.00 - 1120.00	1150.00 - 1150.00	1180.00 - 1200.00	1200.00 - 1200.00
Chicken (Curry)	1200.00 - 1200.00	-	-	1450.00 - 1450.00	1200.00 - 1200.00	1200.00 - 1200.00	1150.00 - 1150.00	1180.00 - 1180.00	1200.00 - 1200.00
Mutton	-	3300.00 - 3300.00	3400.00 - 3400.00	3400.00 - 3400.00	3500.00 - 3500.00	-	3300.00 - 3300.00	3600.00 - 3600.00	3400.00 - 3400.00
Pork	-	1500.00 - 1500.00	-	-	-	-	-	1300.00 - 1300.00	1300.00 - 1300.00

Annex 05 : Food Composition of Selected Food Commodities

Commodity	Energy (kcal/100g)	Protein (g/100g)	Total fat (g/100g)	Retinol Eq (µ g/100g)	Vit B2 (mg/100g)	Vit B6 (mg/100g)	Folate (µg/100g)	Vit C (mg/100g)	Calcium (mg/100g)	Magnesium (mg/100g)	Iron (mg/100g)	Zinc (mg/100g)
Rice												
Rice - (white Kekulu - normal)	361	9.88	1.52	-	0.03	0.09	10.67	-	6.94	26.29	1.22	1.5
Rice - (white Kekulu Samba)	355	8.81	1.53	-	0.03	0.09	8.11	-	9.82	30.48	0.92	1.7
Rice - (Red Kekulu - normal)	366	8.64	2.12	-	0.05	0.1	8.39	-	4.73	31.7	0.88	1.84
Rice -Samba	369	6.86	2.45	-	0.05	0.13	12.79	-	8.71	37.26	1.18	1.49
Rice - Nadu White	366	7.76	1.48	-	0.03	0.12	9.35	-	4.57	20.1	0.64	1.61
Dried chilies												
	233	12.68	6.41	437	0.84	0.42	46.83	NA	107	231	5.39	1.65
Onion												
Big onions	48	1.67	0.24	0.16	0.01	0.1	32.99	7.58	14.82	16.94	0.45	0.25
Red onions	55	2.13	0.15	0.18	0.02	0.13	30.15	14.26	20.37	19.32	0.31	0.28
Potatoes												
	71	1.67	0.25		0.01	0.09	14.31	20.5	9.83	23.84	0.46	0.29
Pulses												
Green gram	290	21.97	0.93	19.5	0.28	0.33	135	NA	98.96	146	4.15	2.86
White cowpea	320	21.25	1.14	1.36	0.09	0.26	249	NA	84.1	213	5.04	3.57
Red cowpea	320	20.24	1.08	0.96	0.11	0.27	273	NA	81.83	194	4.95	3.4
Red Dhal	319	23.09	0.77	1.06	1.6	0.22	55	NA	41.27	66.63	7.45	3.34
Vegetables												
Beans	46	3.95	0.15	6.64	0.1	0.3	45.2	7.02	35.68	45.56	0.7	0.59
Carrot	30	0.85	0.45	1240	0.03	0.1	24.71	5.93	27.65	11.7	0.59	0.25
Leeks	30	1.74	0.49	18.56	0.02	0.19	42.63	4.65	29.28	11.77	1.49	0.43
Beetroot	31	2.12	0.15	1.52	0.01	0.09	108	4.51	20.29	34.88	0.77	0.29
Knolkhol	16	1.69	0.34		0.05	0.19	12.7	77.64	40.09	19.35	0.23	0.18
Radish	29	0.75	0.11		0.02	0.09	18.09	12.13	35.64	13.56	0.38	0.16
Cabbage	21	1.35	0.14	3.35	0.05	0.14	52.66	29.62	56.85	18.47	0.33	0.16

Tomatoes	20	0.88	0.56	165	0.03	0.09	20.16	25.58	9.69	14.93	0.31	0.12
Ladies fingers	26	2.06	0.19	12.41	0.08	0.28	70.62	24.48	92.26	55.23	0.96	0.44
Brinjal (Pandora Striped)	29	1.49	0.31	23	0.12	0.09	30.99	1.49	18.95	18	0.32	0.19
Brinjal (Chinese eggplant)	24	1.28	0.33	16.83	0.12	0.11	32.94	3.37	14.4	21.18	0.28	0.16
Capsicum	23	1.22	0.34	38.96	0.03	0.29	28.65	49.63	12.65	11.21	0.21	0.31
Pumpkin (Common)	31	0.86	0.3	30.41	0.02	0.09	17.72	8.73	18.75	9.93	0.49	0.25
Cucumber	19	0.98	0.24	0.58	0.01	0.08	19.66	4.08	22.1	18.22	0.67	0.21
Bitter gourd	19	1.47	0.23	55.08	0.05	0.06	53.1	46.89	25.19	35.81	1.75	0.26
Snake gourd (Dark green)	11	0.82	0.25	10.41	0.03	0.12	18.09	3.54	26.83	25.84	0.41	0.11
Snake gourd (Pale green)	11	0.89	0.25	5.14	0.03	0.07	16.52	2.85	27.11	21.77	0.47	0.2
Drumstick	30	2.48	0.12	3.13	0.06	0.12	60.48	92.33	22.27	28.51	0.5	0.26
Watakolu	12	0.86	0.15	59.33	0.01	0.07	25.48	6.41	14.67	14.01	4.42	0.45
Long beans	24	3.36	0.3	-	0.06	0.11	99.98	8.93	44.22	33.17	1.01	0.08
Ash Plantain	76	2.84	0.56	0.06	0.02	0.07	6.82	4.49	5.19	22.55	0.39	0.21
Green chillies	39	2.28	0.76	38.16	0.08	0.25	21.29	98.61	20.25	36.91	1.25	0.29
Limes	26	0.66	0.26	0.36	0.01	0.05	12.1	38.05	26	15.25	0.12	0.05
Kekiri	17	1.01	0.25	0.76	0.01	0.07	17.34	8.07	25.72	26.2	0.63	0.22
Ash pumpkin (Ash guord)	18	0.8	0.15		0.01	0.15	14.17	9.14	19.27	23.62	0.48	0.13
Cho-Cho	19	0.58	0.12	0.3	0.04	0.07	63.81	23.76	20.55	13.02	0.49	0.12
Thalana batu (Little prince)	21	1.28	0.39	24.33	0.12	0.09	38.63	2.4	12.38	19.62	0.31	0.22
Thalana batu (Thai eggplant)	21	1.45	0.26	18.33	0.11	0.09	31.18	2.71	17.24	37.22	0.37	0.24
Thibbatu	61	1.66	1.96	15.89	0.03	1.02	72.39	10.8	105	57.46	1.06	0.59
Kohila yams	27	0.64	0.16	1.72	0.01	0.14	4.64	1.67	52.33	33.95	0.61	1.62
Kehel muwa	19	1.36	0.63	4.27	0.02	0.12	40.51	8.16	35.09	31.43	0.38	0.39
Ambaralla	37	0.73	0.44	3.36	0.01	0.1	44.49	35.51	20.7	9.28	0.7	0.12
Mango	50	0.75	0.09	14.5	0.02	0.14	34.89	91.63	28.56	17.74	0.5	0.09
Mushroom	27	2.54	0.42	-	0.15	0.13	7.81	11.56	0.9	14.42	1.32	0.79
Dambala	21	1.84	0.2	38.74	0.08	0.4	33.69	19.82	68.24	31.38	1.2	0.44
Coconuts nuts	390	3.67	39.92	-	0.05	0.11	14.86	-				

Root Crop												
Sweet potato	108	1.27	0.33	NA	0.04	0.09	14.44	22.2	28.93	21.05	0.51	0.14
Manioc	78	0.92	0.19	NA	0.07	0.2	0.1	1.95	25.31	19.08	19.78	23.73
Nelum ala/Lotus root	79	1.94	0.93	NA	0.05	0.19	26.49	26.63	37.71	26.58	3.34	0.35
Kiriala	87	3.96	0.15	1.19	0.03	0.16	20.17	2.71	30.79	41.52	0.6	0.42
Iniala	103	3.2	0.3	33.14	0.01	0.22	22.19	13.03	40.99	28.98	1.31	0.29
Leafy Vegetables												
Mukunuwanna	28	3.15	0.55	92.25	0.09	0.27	96.14	3.24	135	45.38	1.7	1.03
Gotukola	15	0.64	0.47	226	0.07	0.23	70.11	6.74	96.31	41.42	1.25	0.66
Kankun	15	0.47	0.37	1614	0.08	0.4	33.69	19.82	49.21	18.35	1.32	0.44
Kathurumurunga	70	8.01	1.35	2097	0.33	0.22	120	121	901	96.64	4.36	0.53
Nivithi	22	2.2	0.47	959	0.06	0.11	74.05	10.26	163	61.37	1.49	0.67
Thampala	32	3.55	0.72	1474	0.21	0.22	74.27	82	258	209	3.5	1.4
Sarana	20	2.42	0.21	1149	0.03	0.13	58.54	9.89	59.57	42.93	0.13	0.75
Kohila leaves	33	4.1	0.83	300	0.02	0.17	56.76	5.56	19.5	20.32	0.25	0.3
Onion leaves	27	2.01	0.26	NA	0.04	0.18	56.8	23.38	35.21	74.95	3.15	0.77
Cabbage leaves	30	3.63	0.27	8.66	0.05	0.24	63.46	40.76	170	18.47	2.67	0.35
Salad leaves	19	1.05	0.24	NA	0.1	0.06	37.48	11.64	58.23	36.89	2.07	0.27
Cauliflower	23	2.09	0.48	0.14	0.06	0.11	46.67	50.17	22.44	18.52	0.76	0.27
Jackfruit pods	25	2.14	0.34	NA	0.03	0.04	30.7	24.77	37.32	26.08	0.3	0.17
Jackfruit seeds	77	5.66	0.44	NA	0.02	0.08	58.91	15.24	40.87	50.14	0.52	0.42
Meat												
Chicken	176	23.14	9.24	6.88	0.07	0.49	10.09	-	15.06	20.18	0.75	0.64
Beef	160	23.3	7.45	2.15	0.08	0.32	1.93	-	4.8	28.54	2.41	3.31
Mutton	138	20.37	6.23	2.7	0.13	0.28	1.73	-	7.58	19.5	1.62	5.05
Pork	161	18.83	9.5	1.9	0.09	0.28	8.15	-	6.58	8.9	0.79	0.8
Fish												
Balaya	96	21.28	1.12	21.01	0.15	0.12	7.89		6.45	26.02	0.68	0.46
Seer	136	22.28	5.18	81.9	0.07	0.16	15.45		9.85	36.73	0.41	0.74

Shark	95	21.6	0.83	1.11	0.04	0.11	8.57	8.44	32.58	0.41	0.74
Paraw	87	20.02	0.7	1.49	0.02	0.16	6.77	8.17	31.68	0.67	0.41
Thalapath	91	16.04	2.88	12.03	0.1	0.13	78.22	7.64	24.89	0.71	0.67
Kelawalla	109	21.47	2.55	15.95	0.17	0.73	77.39	13.35	33.82	0.68	0.64
Haedaella	87	19.88	0.78	12.18	0.04	0.06	11.7	36.6	53	0.54	0.65
Hurulla	88	17.08	2.18	10.02	0.14	1.66	61.66	103	35.45	1.24	1.05
Karalla / Katuwalla	97	21.8	1.06	1.25	0.02	0.1	14.38	37.06	39.05	0.24	0.42
Kumbala / Angila	101	21.51	1.53	16.34	0.1	0.1	7.13	31.27	37.46	1.46	0.67
Salaya / Sudaya	100	19.5	2.39	15.41	0.18	1.39	60.87	435	42.83	1.4	2.3
Theppli / Telapiya /Korali	83	18.48	1.08	17.14	0.18	0.18	8.29	99.39	24.96	2.84	0.88
Prawns	65	14.85	0.56	1.24	0.03	0.1	15.37	37.81	30.5	0.73	1.1
Crabs	45	10	0.55	8.33	0.14	0.18	13.83	37.81	45.93	0.73	1.1
Cuttle fish	76	16.82	0.93	1.93	0.02	0.04	6.22	8.73	35.46	0.62	1.3
Linna	112	20.3	3.37	15.78	0.23	0.68	59.78				
Coppara	97	22.89	0.56	21.51	0.04	0.12	8.08	7.2	30.08	1.2	0.58
Ray (Maduwa)	97	23.98	0.68	7.55	0.02	0.21	25.59	9.16	24.61	0.74	0.44

Dried Fish

Dried sprats	259	51.16	5.92	12.83	0.25	0.62	438	1178	162	3.06	4.2
Dried keeramin	311	49.6	12.42	12.92	0.13	2.41	144	555	166	2.58	3.19
Dried thalapath	289	54.68	8.04	9.38	0.04	0.43	97.8	62.75	110	1.96	1.45
Dried katta	275	50.04	8.31	2.48	0.03	0.35	80.4	86.55	92.17	1.47	1.16
Dried balaya	282	63.79	3.37	14.32	0.12	1.98	213	83.48	83.45	3.6	1.44
Dried shark / keelan	267	55.03	5.25	10.31	0.04	0.32	187	42.24	92.94	1.48	0.66

Eggs

Hen eggs (Country)	170	13.14	13	208	0.08	0.18	54.6	50.14	11.04	1.64	1.12
Hen eggs (Table)	135	13.55	9.03	200	0.19	0.19	49.46	63.3	12	2.39	1.73
Quail eggs	153	12.39	11.46	153	0.11	0.17	54.86	60.67	11.21	2.55	1.51

Fruits

Banana Embul	109	1.11	1.09	9.68	0.05	0.64	32.98	13.61	9.39	25.67	0.51	0.23
Anamaalu	102	1.04	0.72	16.4	0.04	0.65	21.07	3.66	8.06	27.02	0.51	0.23

Koli kuttu	107	1.38	0.34	8.8	0.03	0.47	18.12	7.71	8.56	38	0.32	0.14
Pineapple	37	0.41	0.17	5.76	0.04	0.12	17.86	39.36	10.37	10.71	0.3	0.09
Papaya	26	0.42	0.16	171	0.11	0.04	54.85	48.62	16.77	8.9	0.23	0.08
Mangoes (Karthakolomban)	79	0.8	0.92	259	0.01	0.1	35.52	17.74	3.12	6.72	0.1	0.08
Mangoes (Vilad)	44	0.76	0.58	146	0.05	0.26	67.6	29.97	16.93	14.79	0.65	0.19
Apple	62	0.29	0.64	0.36	0.02	0.08	3.43	2.9	3.12	6.72	0.1	0.08
Avacado	144	2.95	13.86	2	0.08	0.18	67.17	9.36	28.48	48.14	0.81	0.75
Wood apple	78	3.09	3.62	0.46	0.01	0.14	6.07	13.58	59.15	25.16	0.45	0.32
Orange	46	1.07	0.37	23.44	0.01	0.28	14.46	20.19	31.18	20.36	0.81	0.35
Guava	39	1.53	0.38	19.67	0.01	0.11	25.24	30.88	6.59	12.02	0.53	0.33
Grapes	49	0.95	10.69	3.22	0.04	0.1	7.07	20.51	7.27	6.86	0.28	0.07
Melon	19	0.65	0.16	130	0.02	0.11	6	8.24	4.05	9.76	0.15	0.1

Source: Sri Lanka Food Composition Tables, Ministry of Health - 2021.

Price Collecting Areas





HARTI



Ministry of Agriculture

**Food Systems and Market Research Division & Data Management Division
Hector Kobbekaduwa Agrarian Research and Training Institute**

No. 114, Wijerama Mawatha, Colombo 07.

Phone: 011-2696981 Fax: 011-2682283

E-mail: mfpaharti@yahoo.com

Web: www.harti.gov.lk

www.mobitel.lk

**දෛනික චිළචිචි තොග මිල,
ජංගම දුරකථනයෙන්**

හෙක්ටර් කොච්චිකඩුව ගොවි කරියතු පර්යේෂණ
හා පුහුණුධර්මේ ආයතනය අනුමුතයෙන්

**මොබිටෙල්
ජංගම
මිල දර්ශනය**

ජාතික ජංගම දුරකථන ජාලයෙන්

6666
අමතන්න.

මොබිටෙල් අද මිල - අත දෙස
මොබිටෙල් ජංගම දුරකථන ජාලයෙන්
චිළචිචි තොග මිල දර්ශනය.

විකාශිතයාට රු.2/-
විකාශිතයාට රු.2/-