

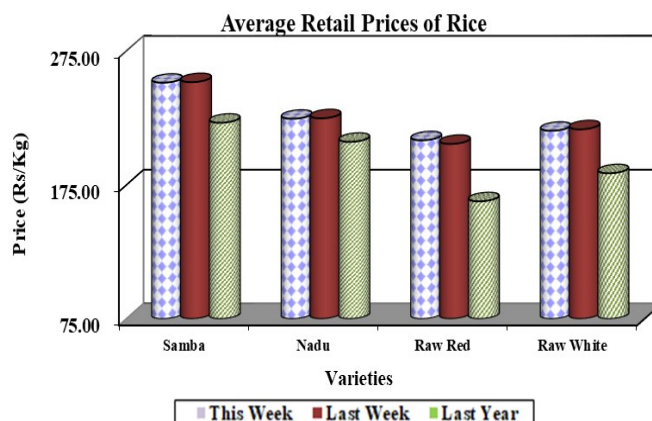
## RETAIL MARKET AT A GLANCE

### Summary

#### Rice

Retail prices of most of the rice varieties have not changed significantly compared to the previous week. Only the retail price of red raw rice has increased by Rs.2.68/kg and the price ranged Rs.200.00-220.00/kg.

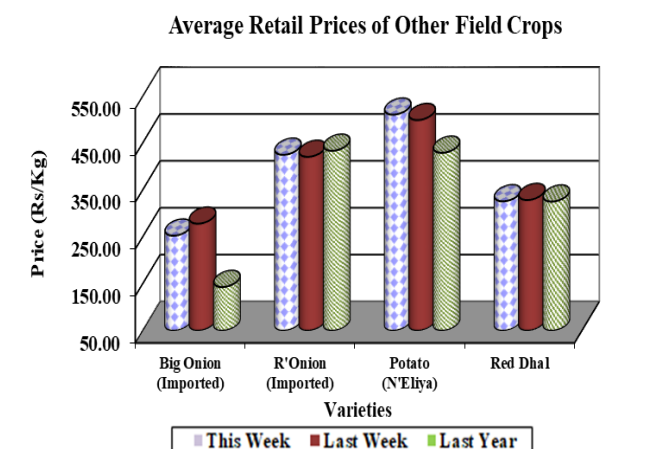
(Page No.01)



#### Other Field Crops

Price of big onion has dropped by Rs.26.00/kg due to increased supply and the price ranged Rs.180.00-300.00/kg.

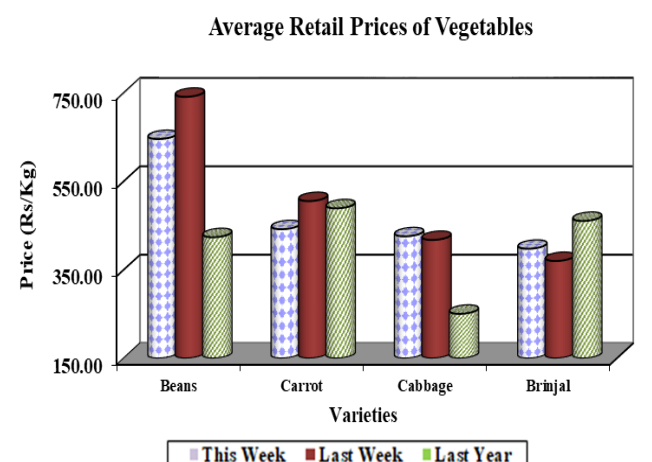
(Page No.02-03)



#### Vegetables

Prices of most of the low and up-country vegetables have decreased due to increased supply. The price change of capsicum and drumsticks was highlighted during the week.

(Page No.03-05)



#### Fish, Dried Fish and Eggs

Prices of most of the fish and dry fish varieties have increased. Prices of eggs have dropped by Rs.3.00 and Rs.4.00/egg respectively for brown and white eggs.

(Page No.07-08)

## Rice

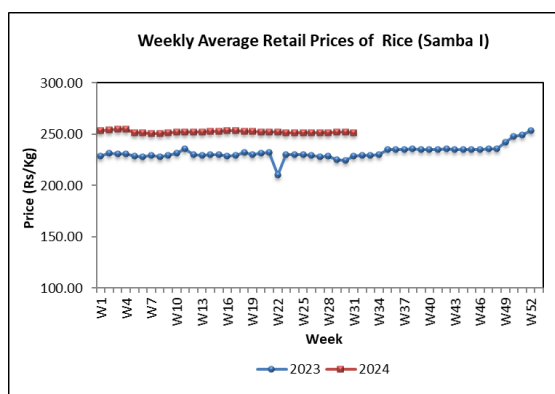
### Wholesale

Average prices of all the rice varieties have not changed significantly during the week. Furthermore, price ranges of all the rice varieties remained same as last week.

Compared to the same period of last year, prices of all local rice varieties have increased in the range of 12%-34%. Price of imported ponni samba has increased by 28%.

### Retail

Prices of keeri samba and raw white have decreased by Rs.2.00/kg and Rs.1.00/kg respectively and their prices ranged Rs.320.00-370.00/kg and Rs.210.00-220.00/kg respectively. Price of raw red have increased by Rs.3.00/kg and the price ranged Rs.200.00-220.00/kg. Prices of samba I, nadu I and imported samba ranged Rs.230.00-270.00/kg, Rs.220.00-230.00/kg and Rs.290.00-300.00/kg respectively.



Compared to the same period of last year, the current retail prices of all the rice varieties have increased with the highest price increase of 31% being recorded for keeri samba.

## Paddy

Average farmgate paddy prices of all the paddy varieties have decreased in main producing areas. Accordingly, the average price of short grain paddy has decreased by Rs.4.00-6.00/kg and its prices ranged Rs.110.00-120.00/kg. Subsequently, the average price of keeri samba paddy also have decreased by Rs.9.00/kg and Rs.5.00/kg respectively in Dehiattakandiya and Anuradhapura areas while its prices ranged Rs.112.00-120.00/kg. Further, a slight price decrease of Rs.1.00-4.00/kg was observed for long grain white paddy in main producing areas and it ranged Rs.112.00-117.00/kg.

Paddy harvesting of 2024 yala season has commenced in few major producing areas.

Compared to the same period of last year, the average farmgate price of all the major paddy varieties has increased and the highest was recorded for long grain red paddy.

## Dried Chilies

### Wholesale

Price of imported dried chilies has decreased by 5% due to availability of low-quality stocks and the price ranged Rs.700.00-800.00/kg.

Compared to the same period of last year, price of imported dried chilies has decreased by 30%.

### Retail

Price of imported dried chilies has decreased by Rs.28.00/kg and the price ranged Rs.800.00-1200.00/kg.

Compared to the same period of last year, the current retail prices of imported dried chilies have decreased by 23%.

## Onion

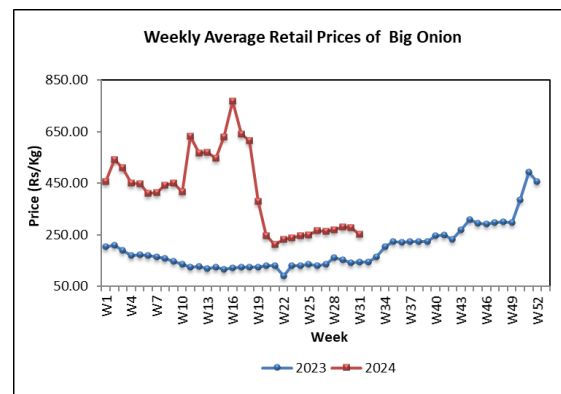
### Wholesale

Price of sinnan red onion has decreased by 6% due to low quality stocks and the price ranged Rs.160.00-200.00/kg. Price of vedalan and imported red onion have increased by 28% and 3% due to unavailability of sufficient stocks and the price ranged Rs.320.00-420.00/kg and Rs.220.00-320.00/kg respectively. Price of imported big onion has decreased by 8% due to availability of sufficient stocks at the market and the price ranged Rs.130.00-210.00/kg.

Compared to the same period of last year, price of vedalan red onion and imported big onion has increased by 21% and 53% respectively.

### Retail

Prices of vedalan and imported red onion have increased by Rs.3.00/kg and Rs.4.00/kg respectively and their prices ranged Rs.480.00-600.00/kg and Rs.400.00-450.00/kg respectively. Price of imported big onion has decreased by Rs.26.00/kg and ranged Rs.180.00-300.00/kg.



Compared to the same period of last year, prices of both vedalan and imported red onion have decreased in the range of 2%-4% imported big onion have increased by 77%.

## Potato

### Wholesale

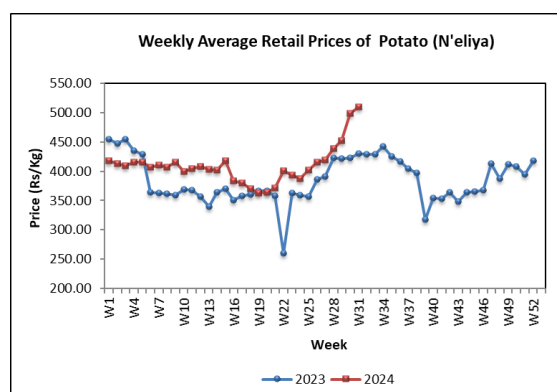
Price of Nuwara Eliya potato has increased by 10% due to unavailability of sufficient stocks and the price ranged Rs.400.00-420.00/kg. Price of imported potato has

decreased by 13% due to availability of low-quality stocks at the market and the price ranged Rs.160.00-240.00/kg.

Compared to the same period of last year, price of Nuwara Eliya potato and imported potato has increased in the range of 12%-20%.

### Retail

Price of imported potatoes has decreased by Rs.25.00/kg and the price ranged Rs.240.00-320.00/kg. Price of Nuwara Eliya potatoes has increased by Rs.12.00/kg and the price ranged Rs.450.00-560.00/kg.



Compared to the same period of last year, price of both Nuwara Eliya and imported potatoes have increased by 19%.

### Pulses

#### Wholesale

Price of green gram has increased by 2% due to availability of high-quality stocks and the price ranged Rs.700.00-800.00/kg. Price of white cowpea has increased by 5%

due to unavailability of sufficient stocks and the price ranged Rs.750.00-850.00/kg. Price of red cowpea and red dhal has decreased by 4% and 2% due to low demanding market and the price ranged Rs.700.00-750.00/kg and Rs.270.00-285.00/kg respectively.

Compared to the same period of last year, price of all varieties of pulses has decreased in the range of 1%-17%.

### Retail

Prices of red cowpea and red dhal have decreased by Rs.12.00/kg and Rs.3.00/kg respectively and their prices ranged Rs.800.00-1200.00/kg and Rs.300.00-360.00/kg respectively. Prices of green gram and cowpea white have increased by Rs.10.00/kg and Rs.39.00/kg respectively and their prices ranged Rs.1000.00-1500.00/kg and Rs.850.00-1200.00/kg respectively.

Compared to the same period of last year, the current retail prices cowpea white and green gram have increased in the range of 4%-5%.

### Vegetable

#### Wholesale

Prices of most of the vegetables have decreased with the increased supply from most of the low country areas and decreased market demand.

Considering up country vegetables, despite of the limited supply, prices of most of the vegetables have decreased due to decreased market demand with effects of the rainy weather condition. Accordingly, the highest price decrease was reported for knolkhol as 33% followed by carrot as 29%. Price of raddish has decreased by 26% and price of beans has decreased by 26% and price of beans has decreased by 23% due to increased supply from Balangoda area. Prices of beetroot and leeks have decreased by 17% and 13% respectively. However, price of cabbage has increased by 6% due to decreased supply from Nuwara Eliya area.

Price of tomato has decreased by 35% due to increased supply from Balangoda and Kandy areas and the price of capsicum has increased by 12% due to decreased supply from Nuwara Eliya and Hatton areas.

Considering low country vegetables with the start of yala harvesting season prices of most of the vegetables have decreased due to increased supply from most of the major producing areas. Accordingly, the highest price decrease was reported for drumsticks as 61% with the increased supply from Jaffna, Puttalam and Embilipitiya areas, followed by cucumber as 41% with the increased supply from all major producing areas.

Prices of bitter gourd, ladies fingers, long beans and pumpkin have decreased in the ranged of 16% -33%. However, prices of brinjal and ash plantain have increased by 17% and 4% respectively with the increased supply of high-quality stocks.

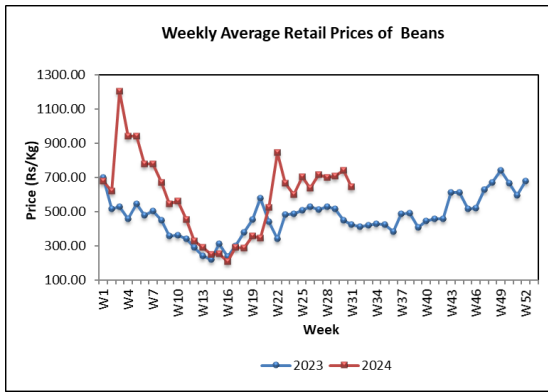
Price of green chilies has decreased by 16% with the increased supply from Puttalm areas while price of lime has decreased by 2%.

Compared to the same period of last year, prices of most of the vegetables have increased and the highest was reported for leeks as 157%.

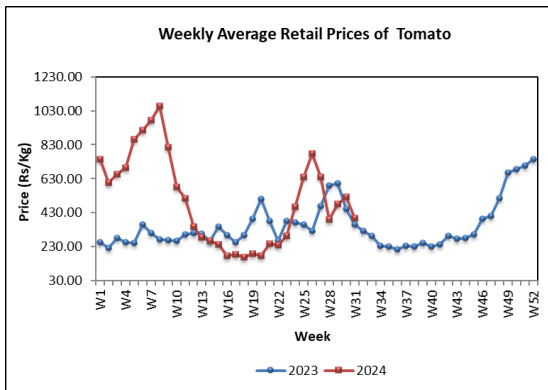
### **Retail**

In line with the decreased wholesale prices retail price of most of the vegetable varieties also decreased.

Considering up country varieties, the highest price decrease was reported for beans as Rs.96.00/kg followed by leeks as Rs.75.00/kg. Prices of beetroot and carrot have decreased around by Rs.63.00/kg. Prices of raddish and knolkhol have decreased by Rs.33.00/kg and Rs.28.00/kg respectively. However, prices of cabbage have decreased by Rs.8.00/kg.



Prices of tomatoes have decreased by Rs.126.00/kg while prices of capsicum have increased by Rs.213.00/kg.



Considering low country varieties, the highest price decrease was reported for drumsticks as Rs.282.00/kg followed by long beans Rs.95.00/kg. Prices of bitter gourd and pumpkin have decreased by Rs.91.00/kg and Rs.28.00/kg respectively. However, prices of brinjal and ash plantain have increased by Rs.28.00/kg and Rs.3.00/kg respectively.

Further, the price of lime and green chilies have decreased by Rs.5.00/kg and Rs.95.00/kg respectively.

Compared to the same period of last year, prices of most of the varieties have

increased and the highest price increase was reported for capsicum as 148%.

## Coconut Wholesale

Prices of large nut has increased by 1% and price of small nut has not changed. Price ranges were Rs.100.00-110.00 for a large nut and Rs.90.00-95.00 for a small nut.

Compared to the same period of last year, prices of large and small nuts have increased by 10% and 16% respectively.

## Retail

Prices of both large and small nuts have increased by Rs.2.00/nut and Rs.1.00/nut respectively. Price ranges were Rs.110.00-135.00 for a large nut and Rs.100.00-110.00 for a small nut.

Compared to the same period of last year, prices of large nuts have increased by 12% while prices of small nuts have increased by 14%.

## Fruits

### Wholesale

Prices of most of fruit varieties have increased due to limited supply. The highest price increase of 35% report for vilad mango, while karthakolomban mango has reported 29% with end of the harvesting seasons. Further, price of

passion fruit has increased by 19% with increased demand, while price of slime apple has increased by 10% with limited supply from producing areas. In addition, prices of all sizes of pineapple have increased in the range of 2%-7% with availability of quality stocks. Prices of papaw has increased by 7% with limited supply and increased demand. Further, prices of kolikuttu, anamalu and ambun banana have increased in the range of 2% - 3% while the price of orange has increased slightly.

However, prices of wood apple have decreased by 17% with increased supply with prevailing harvesting season. Prices of avocado and king coconut have decreased by 12% with availability of sufficient stocks. Further, price of ambul and seeni banana have decreased by 9% with market demand while price of imported grapes has decreased slightly.

Compared to the same period of last year, prices of most of the fruit varieties have increased while the highest price increase of 95% was reported for slime apple.

### **Retail**

Retail price of most fruit has increased in line with the increased wholesale prices.

Accordingly, the highest price increase of Rs.110.00/fruit was reported for

karthakolomban mango due to shortage of stock with end of the season.

Prices of all sizes of pineapple has increased in the range of Rs.63.00-77.00/kg due to end of the harvesting season. The highest price was reported for Mauritius variety than Kew variety in the market. Price of vilad mango has increased by Rs.60.00/fruit due to off season. Due to limited stocks of kolikuttu banana, price has increased by Rs.24.00/kg. Furthermore, prices of slime apple and ambun has increased Rs.13.00/fruit and Rs.1.00/fruit respectively. Meanwhile price of wood apple has decreased by Rs.20.00/fruit because of quality reduction due to start of the rainy season. Price of orange has decreased by Rs.15.00/fruit due to low demand, while price of imported grapes has decreased by Rs.11.00/kg. The start price of avocado has decreased by Rs.5.00/fruit due to excess stock, while price of king coconut has decreased by Rs.3.00/fruit. Further, price of ambul and seeni banana has decreased by Rs.3.00/kg and Rs.2.00/kg respectively.

Compared to the same period of last year, prices of most of the fruit have increased and the highest price increase was reported for karthakolomban mango as 123%.

## Fresh Fish

### Wholesale

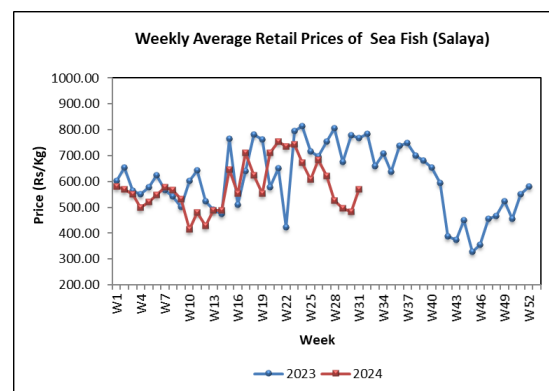
Wholesale prices of most of the fresh fish types have increased due to decrease in wholesale supply compared to demand. The highest price increase of 12% was noted for mora due to low supply from Northern areas and the price ranged between Rs.950.00-1400.00/kg. A price increase of 6% was noted for thalapath due to low supply from Negombo Beruwala and Valachchenai areas and the price ranged between Rs.1600.00-2300.00/kg. Likewise, a price increase of 3% was noted for kelawalla due to low supply from Galle, Beruwala and Mirissa areas and the price ranged Rs.1300.00-1550.00/kg. Also, the wholesale prices of paraw, shrimps, salaya and balaya have increased by 1%-2%.

However, a price decrease of 9% was noted for thora due to high supply from Trincomalee, Mannar and Kalpitiya areas and the price ranged Rs. 1900.00-2600.00/kg. In addition, price of hurulla has decreased by 1%.

Compared to the same period of last year, current wholesale prices of most of the fresh fish types have decreased in the range of 3%-34% and the highest price decrease was noted for salaya.

## Retail

With the increased wholesale prices, the retail prices of all fishes had increased except thora. Decreased of supply was the reason for this situation. The highest price increment was reported for kelawalla by Rs.266.00/kg. Price increment of other varieties of fish was reported as Rs.18.00-216.00/kg. A price decrement of thora was reported as Rs.142.00/kg.



Compared to the same period of last year, the prices of all varieties except shrimps have decreased in the range of 3%-30%. The highest price decrement was reported by mora.

## Dried Fish

### Wholesale

Due to decrease of local dried fish supply, prices of most of the local and imported dried fish types have increased. The highest price increase of 5% was noted for local sprats due to low supply from Trincomalee, Mannar and Mullaitivu areas and the price ranged Rs.1600.00-1800.00/kg. Likewise, a price increase of



4% was noted for imported sprats due to low supply from Iran and Thailand and the price ranged Rs.800.00-1000.00/kg. Also, the wholesale prices of local mora, local maduwa and imported anguluwa have increased by 1%-2%.

However, a price decrease of 9% was noted for local balaya due to high supply from Negombo and Beruwala areas and the price ranged Rs.950.00-1100.00/kg. Likewise, a price decrease of 6% was noted for local salaya due to high supply from Mannar, Chilaw and Puttalam areas and the price ranged Rs.280.00-400.00/kg. In addition, price of imported kattawa has decreased by 3%.

Compared to the same period of last year, current wholesale prices of all dried fish types except local mora have decreased in the range of 7%-61% and the highest price decrease was reported for local salaya.

### **Retail**

In line with increased wholesale price, retail prices of all types of dried fish except kattawa and salaya have increased due to decreased supply. The highest price increment has reported for local sprats by Rs.101.00/kg. The price of maduwa remained same and other types of dried fish varieties have reported a surge in the range of Rs.11.00-75.00/kg. A price decrement of kattawa and salaya was reported as Rs.53.00/kg and Rs.36.00/kg respectively.

Compared to the same period of last year, prices of all varieties of dried fish except mora have decreased in the range of 2%-41% and the highest price decrement was reported for maduwa.

### **Eggs**

#### **Wholesale**

The prices of brown and white eggs have decreased by 9% and 10% respectively and their prices ranged Rs.43.00-47.00/egg and Rs.40.00-44.00/egg respectively.

Compared to the same period of last year, prices of both brown and white eggs have decreased by 13% and 18% respectively.

#### **Retail**

A price decrement of both egg varieties brown and white was noted. The price range of a white egg was Rs.42.00-48.00 and that of a brown egg was reported as Rs.45.00-50.00. The average price of brown and white egg was reported as Rs.49.00 and Rs.46.00.

Compared to the same period of last year, both types of eggs can be found in the market and both brown and white egg varieties have reported a decrement in prices of about 8% and 14% respectively.

## **Meat**

### **Retail**

Price of all varieties of meat except mutton has increased and the highest price increase was reported for curry chicken by Rs.39.00/kg. Price increment of beef, broiler chicken and pork was reported as Rs.6.00/kg, Rs.6.00/kg and Rs.13.00/kg respectively. A price decrement of mutton was reported as Rs.24.00/kg.

Compared to the same period of last year, price increment of beef and mutton has been reported as 8% and 4% respectively. Price decrease of curry chicken, broiler chicken and pork has been reported in the range of 12%-19%.

### **EXPLANATORY NOTE**

The Food Commodities Bulletin is a weekly publication containing information relating to wholesale and retail prices of selected food commodities in nine selected markets in and around Colombo and main markets in the major producing areas.

The information is analyzed and presented as prevailing prices, price ranges, averages, and a comparison of weekly prices. The changes in prices reported are always with price prevailed during the previous week unless otherwise stated.

The frequency of collection of wholesale price information is twice a week (i.e., Tuesday and Friday) while with retail prices, it is thrice a week (i.e., Friday, Monday, and Tuesday).

**Table 01: Selected Markets: Wholesale Price of Rice (Rs/50kg bag)**

Week 31: 26 July - 01 Aug 2024

LOCATIONS	Rice Varieties													
	Samba 1		Samba 2		Keeri Samba		Nadu 1		Nadu 2		Raw Red		Raw White	
Colombo	11750	12000	11250	11500	13000	15750	10500	10750	10250	10350	9500	10000	9900	10500
Divulapitiya	11500	11700	11000	11400	14500	15000	10500	10600	10000	10400	9700	10000	9950	10500
Kurunegala	-	-	-	-	-	-	-	-	-	-	-	-	-	-
Nikaweratiya	12500	13750	11000	11500	13900	14750	10750	10900	10000	10250	10250	10250	9500	10000
Badulla	12000	12250	-	-	15000	15000	10500	10800	-	-	9500	9650	9750	9750
Puttalam	-	-	-	-	-	-	-	-	-	-	-	-	-	-
Dambulla	13200	13250	11250	11400	-	-	10750	10800	10500	10600	9500	9750	9600	9750
Anuradhapura	12750	13000	11400	11600	16250	17000	10750	10900	10350	10500	10000	10250	10250	10350
Tambuttegama	-	-	11250	11350	-	-	-	-	10250	10300	-	-	-	-
Polonnaruwa	-	-	-	-	-	-	-	-	-	-	-	-	-	-
Kalutara	-	-	-	-	-	-	-	-	-	-	-	-	-	-
Ampara	11500	11500	-	-	-	-	11000	11000	10400	10500	9500	9650	9250	9500
Kandy	12000	12250	11400	11500	15500	16000	10500	10750	10250	10400	9500	10000	10000	10250
Moneragala	12500	12750	-	-	16000	17000	10500	10850	-	-	9000	9250	9250	9750
Kegalle	-	-	-	-	-	-	-	-	-	-	-	-	-	-
Dehiattakandiya	12500	12750	-	-	16000	17250	10750	10850	10500	10600	9850	10250	9500	10350
Hambantota	11500	11750	-	-	-	-	10500	11000	-	-	8750	9000	9500	9500
Matara	11900	12000	-	-	-	-	10600	10800	-	-	9200	9500	9600	10000
Galle	13000	13250	-	-	17000	17250	10900	10950	-	-	9250	9900	10250	10400
Meegoda	11500	11700	-	-	12800	15500	10500	10700	10150	10350	9200	9750	9600	10000
Tissamaharama	-	-	-	-	-	-	-	-	-	-	-	-	-	-
Embilipitiya	11700	11800	-	-	16200	16250	10500	10600	-	-	8750	9000	9250	9350
Jaffna	12000	12100	-	-	16000	16500	10500	10500	10000	10250	8750	9000	10000	10250
Vavuniya	12000	12300	-	-	15800	16000	10700	10900	-	-	9650	9750	10200	10300
Mannar	11500	11750	-	-	15000	15500	10600	10750	10250	10500	9500	9750	10000	10250
Killinochchi	11500	11750	-	-	16000	16250	10500	10750	10250	10400	9500	9750	10000	10500
Mullattivu	11750	11750	11400	11500	16250	16750	-	-	10000	10250	9500	9750	10000	10400
Batticaloa	11900	12000	-	-	16250	16450	10500	10600	10400	10450	9600	9750	10350	10450
Trincomalee	11750	12000	-	-	16250	16500	10600	10700	10200	10500	9300	9500	10300	10500
Galenbindunuwew	-	-	-	-	-	-	-	-	-	-	-	-	-	-
Matale	12000	12500	11400	11500	15000	16500	10750	10900	10250	10350	9250	9500	9500	10000

**Table 02: Selected Markets: Retail Price of Rice (Rs/kg)**

Week 31: 26 July - 01 Aug 2024

LOCATIONS	Rice Varieties													
	Samba 1		Samba 2		Keeri Samba		Nadu 1		Nadu 2		Raw Red		Raw White	
Colombo	230.00 –	270.00	–	–	320.00 –	370.00	220.00 –	230.00	–	–	200.00 –	220.00	210.00 –	220.00
Gampaha	–	–	220.00 –	230.00	–	–	220.00 –	220.00	210.00 –	210.00	197.00 –	205.00	208.00 –	210.00
Kurunegala	–	–	–	–	–	–	–	–	–	–	–	–	–	–
Nikaweratiya	240.00 –	270.00	230.00 –	230.00	320.00 –	330.00	215.00 –	220.00	205.00 –	210.00	210.00 –	220.00	205.00 –	215.00
Dambulla	268.00 –	270.00	230.00 –	235.00	350.00 –	355.00	218.00 –	220.00	212.00 –	215.00	200.00 –	205.00	200.00 –	205.00
Anuradhapura	260.00 –	265.00	230.00 –	235.00	330.00 –	350.00	220.00 –	220.00	210.00 –	215.00	205.00 –	210.00	210.00 –	210.00
Thambuthhegama	240.00 –	245.00	–	–	–	–	212.00 –	215.00	205.00 –	207.00	–	–	–	–
Polonnaruwa	–	–	–	–	–	–	–	–	–	–	–	–	–	–
Kaluthara	–	–	–	–	–	–	–	–	–	–	–	–	–	–
Badulla	250.00 –	260.00	–	–	–	–	220.00 –	220.00	–	–	195.00 –	195.00	200.00 –	200.00
Keppetipola	260.00 –	270.00	235.00 –	240.00	330.00 –	345.00	217.00 –	220.00	210.00 –	212.00	200.00 –	206.00	205.00 –	208.00
Moneragala	255.00 –	260.00	–	–	330.00 –	350.00	215.00 –	220.00	–	–	185.00 –	190.00	190.00 –	200.00
Kegalle	270.00 –	275.00	–	–	350.00 –	370.00	220.00 –	220.00	210.00 –	215.00	210.00 –	210.00	210.00 –	210.00
Ampara	270.00 –	270.00	230.00 –	240.00	–	–	220.00 –	225.00	–	–	193.00 –	195.00	190.00 –	192.00
Dehiattakandiya	260.00 –	260.00	–	–	330.00 –	350.00	220.00 –	220.00	215.00 –	216.00	200.00 –	210.00	200.00 –	210.00
Nuwaraeliya	265.00 –	275.00	235.00 –	245.00	340.00 –	350.00	218.00 –	220.00	212.00 –	215.00	206.00 –	210.00	208.00 –	212.00
Kandy	260.00 –	265.00	235.00 –	240.00	340.00 –	350.00	220.00 –	225.00	205.00 –	210.00	200.00 –	210.00	205.00 –	215.00
Puttalam	–	–	230.00 –	230.00	–	–	215.00 –	220.00	200.00 –	210.00	180.00 –	200.00	190.00 –	200.00
Hambantota	240.00 –	250.00	–	–	–	–	220.00 –	230.00	–	–	180.00 –	185.00	200.00 –	200.00
Rathnapura	260.00 –	270.00	–	–	330.00 –	350.00	220.00 –	230.00	212.00 –	215.00	190.00 –	196.00	204.00 –	214.00
Matara	250.00 –	260.00	–	–	330.00 –	360.00	220.00 –	220.00	–	–	186.00 –	190.00	200.00 –	205.00
Galle	270.00 –	270.00	–	–	350.00 –	360.00	220.00 –	220.00	–	–	200.00 –	200.00	210.00 –	210.00
Tissamaharama	–	–	–	–	–	–	–	–	–	–	–	–	–	–
Meegoda (DEC)	235.00 –	250.00	–	–	320.00 –	320.00	215.00 –	220.00	210.00 –	210.00	190.00 –	200.00	200.00 –	210.00
Embilipitiya	240.00 –	260.00	–	–	325.00 –	335.00	215.00 –	220.00	200.00 –	210.00	178.00 –	185.00	195.00 –	205.00
Jaffna	240.00 –	250.00	–	–	340.00 –	345.00	220.00 –	225.00	215.00 –	215.00	190.00 –	200.00	210.00 –	220.00
Vavuniya	250.00 –	255.00	–	–	340.00 –	348.00	220.00 –	224.00	218.00 –	219.00	200.00 –	205.00	215.00 –	218.00
Mannar	240.00 –	250.00	–	–	330.00 –	350.00	220.00 –	225.00	210.00 –	215.00	200.00 –	205.00	210.00 –	220.00
Killinochchi	245.00 –	250.00	–	–	330.00 –	340.00	220.00 –	225.00	215.00 –	218.00	200.00 –	205.00	215.00 –	220.00
Mullaittivu	230.00 –	240.00	–	–	330.00 –	335.00	–	–	200.00 –	210.00	195.00 –	196.00	205.00 –	212.00
Batticaloa	246.00 –	250.00	–	–	335.00 –	340.00	218.00 –	220.00	210.00 –	215.00	200.00 –	205.00	214.00 –	216.00
Trincomalee	245.00 –	250.00	–	–	335.00 –	340.00	220.00 –	225.00	215.00 –	218.00	196.00 –	200.00	215.00 –	220.00
Hanguranketha	–	–	230.00 –	230.00	–	–	215.00 –	220.00	209.00 –	210.00	190.00 –	200.00	199.00 –	210.00
Veyangoda	–	–	–	–	–	–	–	–	–	–	–	–	–	–
Galenbindunuwewa	–	–	–	–	–	–	–	–	–	–	–	–	–	–
Bandarawela	–	–	–	–	340.00 –	345.00	220.00 –	225.00	–	–	189.00 –	195.00	198.00 –	205.00
Matale	250.00 –	260.00	230.00 –	235.00	330.00 –	335.00	216.00 –	220.00	208.00 –	215.00	190.00 –	203.00	195.00 –	210.00

**Table 04: Selected Markets: Wholesale Price of Subsidiary Food (Rs/50kg)**

Week 31: 26 July - 01 Aug 2024

LOCATION	Dried Chillies	Red Onion		Big Onion	Potato			Pulses		
	Imported	Imported	Local		Imported	Welimada	Nuwara Eliya	Green Gram	Cowpea	Red Dhal
Colombo	35000 - 40000	11000 - 16000	16000 - 21000	6500 - 10500	8000 - 12000	-	20000 - 21000	35000 - 42500	37500 - 42500	13500 - 14250
Kurunegala	-	-	-	-	-	-	-	-	-	-
Nikaweratiya	36250 - 37500	14000 - 15000	-	7500 - 10000	10000 - 11500	-	-	40000 - 44250	35000 - 42500	14000 - 14500
Dehiattakandiya	36500 - 40000	-	21000 - 25000	7750 - 12500	9250 - 12000	-	20000 - 23000	42500 - 50000	42500 - 42500	13800 - 15000
Dambulla (DEC)	35000 - 35500	16500 - 17500	17000 - 17500	6500 - 10500	9000 - 10000	-	20000 - 21000	32500 - 34000	35000 - 37500	13750 - 14250
Anuradhapura	40000 - 43000	16000 - 17500	-	8000 - 12000	11000 - 12000	-	-	42500 - 45000	40000 - 45000	14250 - 14750
Thambuththegama	37500 - 37500	12500 - 12500	15000 - 16000	10750 - 11500	9000 - 10500	-	-	34000 - 36000	37500 - 38750	14000 - 14750
Polonnaruwa	-	-	-	-	-	-	-	-	-	-
Kaluthara	-	-	-	-	-	-	-	-	-	-
Puttalam	-	-	13000 - 17500	-	-	-	-	-	-	-
Kandy	37500 - 39000	15000 - 16000	17500 - 19000	7750 - 11250	9250 - 10500	-	20000 - 20500	39000 - 40000	42000 - 42500	14000 - 14500
Matara	41000 - 42500	16000 - 17000	17500 - 18000	11500 - 12500	12000 - 13000	-	-	41500 - 45000	44000 - 46000	14250 - 14750
Hambantota	37500 - 42500	14000 - 16000	17500 - 17500	11000 - 11500	10000 - 11500	-	-	52500 - 55000	-	14000 - 14500
Kegalle	38500 - 39000	17500 - 18000	-	7750 - 12000	12500 - 12600	-	22500 - 23000	41500 - 42000	44500 - 45000	14500 - 16500
Galle	39000 - 42000	19000 - 20000	20000 - 22500	9000 - 12500	11000 - 12500	-	21000 - 23000	50000 - 55000	42500 - 46000	14900 - 15500
Tissamaharama	-	-	-	-	-	-	-	-	-	-
Meegoda (DEC)	35500 - 38000	16000 - 16000	18000 - 19000	6750 - 8000	9000 - 10000	-	21000 - 22000	37500 - 47500	40000 - 45000	13750 - 14500
Jaffna	40000 - 40500	-	15750 - 16500	11000 - 11750	11000 - 11500	-	-	37500 - 38000	-	14000 - 14500
Vavuniya	42000 - 43000	-	19000 - 20000	7750 - 8500	10250 - 12000	-	-	40000 - 41000	-	15000 - 15250
Mannar	37500 - 40000	15000 - 16000	-	7000 - 11000	11000 - 11500	-	-	40000 - 42500	-	14600 - 14750
Killinochchi	38000 - 40000	-	19000 - 21000	9000 - 11000	11500 - 12500	-	-	37500 - 38500	-	14250 - 14750
Mullattivu	39500 - 41500	-	-	10000 - 11000	12500 - 13000	-	-	37500 - 38000	-	14250 - 14750
Batticaloa	41000 - 42000	14000 - 14500	20000 - 20500	12000 - 12500	12500 - 12750	-	20000 - 25000	42000 - 42500	-	14250 - 14500
Trincomalee	37000 - 38500	12000 - 12750	16500 - 17500	9000 - 10000	10500 - 11250	-	-	37500 - 38000	-	14250 - 14750
Galenbindunuwewa	-	-	-	-	-	-	-	-	-	-
Matale	35000 - 37500	15000 - 16000	20000 - 21000	7500 - 11000	9750 - 10500	-	21000 - 22000	34000 - 38000	40500 - 42500	13750 - 14500

**Table 05: Selected Markets: Retail Price of Subsidiary Food Crops (Rs/kg)**

Week 31: 26 July - 01 Aug 2024

LOCATIONS	Dried Chillies	Red Onion		Big Onion	Potato			Pulses		
	Imported	Imported	Local		Imported	Welimada	Nuwara Eliya	Green Gram	Cowpea	Red Dhal
Colombo	800.00 - 1200.00	400.00 - 450.00	480.00 - 600.00	180.00 - 300.00	240.00 - 320.00	-	450.00 - 560.00	1000.00 - 1500.00	850.00 - 1200.00	300.00 - 360.00
Gampaha	950.00 - 1000.00	350.00 - 360.00	460.00 - 500.00	310.00 - 320.00	310.00 - 320.00	-	560.00 - 580.00	1120.00 - 1125.00	1110.00 - 1120.00	320.00 - 340.00
Kurunegala	-	-	-	-	-	-	-	-	-	-
Nikaweratiya	800.00 - 860.00	350.00 - 440.00	-	170.00 - 200.00	240.00 - 260.00	-	-	800.00 - 900.00	850.00 - 900.00	300.00 - 330.00
Dambulla	800.00 - 850.00	380.00 - 400.00	-	180.00 - 240.00	250.00 - 300.00	-	-	900.00 - 950.00	900.00 - 1000.00	290.00 - 300.00
Anuradhapura	850.00 - 1000.00	360.00 - 400.00	-	180.00 - 280.00	260.00 - 280.00	-	-	900.00 - 1000.00	850.00 - 950.00	300.00 - 320.00
Thambuththegama	800.00 - 850.00	350.00 - 360.00	-	180.00 - 250.00	220.00 - 240.00	-	-	730.00 - 750.00	800.00 - 820.00	290.00 - 305.00
Polonnaruwa	-	-	-	-	-	-	-	-	-	-
Kaluthara	-	-	-	-	-	-	-	-	-	-
Badulla	850.00 - 850.00	420.00 - 420.00	-	200.00 - 260.00	260.00 - 280.00	400.00 - 440.00	-	900.00 - 950.00	850.00 - 850.00	310.00 - 320.00
Keppetipola	860.00 - 900.00	380.00 - 400.00	-	190.00 - 280.00	280.00 - 320.00	400.00 - 430.00	-	860.00 - 960.00	950.00 - 980.00	306.00 - 315.00
Moneragala	800.00 - 950.00	400.00 - 440.00	-	200.00 - 280.00	260.00 - 300.00	-	460.00 - 480.00	800.00 - 900.00	800.00 - 900.00	300.00 - 320.00
Kegalle	800.00 - 880.00	380.00 - 400.00	-	200.00 - 280.00	300.00 - 320.00	-	510.00 - 520.00	850.00 - 960.00	920.00 - 950.00	290.00 - 340.00
Ampara	830.00 - 850.00	390.00 - 470.00	-	235.00 - 270.00	235.00 - 300.00	-	450.00 - 480.00	900.00 - 990.00	850.00 - 1000.00	288.00 - 295.00
Dehiattakandiya	800.00 - 1000.00	-	450.00 - 520.00	180.00 - 270.00	240.00 - 260.00	-	460.00 - 480.00	1000.00 - 1200.00	1000.00 - 1000.00	290.00 - 320.00
Nuwaraeliya	900.00 - 950.00	380.00 - 420.00	-	200.00 - 280.00	320.00 - 340.00	-	460.00 - 480.00	920.00 - 950.00	950.00 - 980.00	298.00 - 315.00
Kandy	840.00 - 900.00	420.00 - 440.00	480.00 - 500.00	240.00 - 300.00	280.00 - 300.00	-	480.00 - 500.00	960.00 - 1000.00	900.00 - 1000.00	310.00 - 330.00
Puttalam	800.00 - 900.00	-	400.00 - 480.00	200.00 - 280.00	250.00 - 300.00	-	450.00 - 480.00	750.00 - 800.00	900.00 - 900.00	300.00 - 320.00
Rathnapura	1000.00 - 1100.00	390.00 - 420.00	-	240.00 - 260.00	250.00 - 290.00	-	-	900.00 - 950.00	930.00 - 950.00	310.00 - 320.00
Hambantota	850.00 - 900.00	350.00 - 400.00	-	240.00 - 260.00	250.00 - 300.00	-	-	1000.00 - 1200.00	-	300.00 - 320.00
Matara	850.00 - 900.00	380.00 - 400.00	440.00 - 480.00	260.00 - 280.00	260.00 - 300.00	-	440.00 - 480.00	850.00 - 1000.00	900.00 - 1000.00	310.00 - 330.00
Galle	880.00 - 900.00	380.00 - 440.00	480.00 - 520.00	180.00 - 260.00	250.00 - 300.00	-	480.00 - 480.00	1200.00 - 1300.00	950.00 - 1000.00	315.00 - 320.00
Tissamaharama	-	-	-	-	-	-	-	-	-	-
Meegoda (DEC)	800.00 - 850.00	400.00 - 400.00	450.00 - 480.00	170.00 - 260.00	240.00 - 280.00	-	460.00 - 480.00	800.00 - 1100.00	850.00 - 1040.00	300.00 - 320.00
Embilipitiya	900.00 - 1000.00	370.00 - 400.00	440.00 - 480.00	235.00 - 260.00	240.00 - 280.00	-	460.00 - 480.00	850.00 - 1020.00	950.00 - 1020.00	290.00 - 330.00
Jaffna	850.00 - 880.00	-	350.00 - 370.00	250.00 - 280.00	240.00 - 270.00	-	-	820.00 - 850.00	-	300.00 - 315.00
Vavuniya	860.00 - 900.00	-	450.00 - 480.00	200.00 - 215.00	280.00 - 300.00	-	-	850.00 - 920.00	-	308.00 - 312.00
Mannar	900.00 - 950.00	-	450.00 - 480.00	170.00 - 280.00	250.00 - 260.00	-	-	900.00 - 1000.00	-	320.00 - 330.00
Killinochchi	830.00 - 860.00	-	440.00 - 460.00	240.00 - 260.00	260.00 - 280.00	-	-	780.00 - 820.00	-	300.00 - 310.00
Mullaittivu	800.00 - 830.00	380.00 - 400.00	-	-	270.00 - 280.00	-	-	760.00 - 780.00	-	290.00 - 300.00
Batticaloa	850.00 - 880.00	-	440.00 - 460.00	280.00 - 300.00	280.00 - 300.00	-	450.00 - 540.00	880.00 - 900.00	-	300.00 - 305.00
Trincomalee	850.00 - 880.00	400.00 - 420.00	-	250.00 - 270.00	260.00 - 280.00	-	-	850.00 - 900.00	-	310.00 - 315.00
Hanguranketha	800.00 - 850.00	410.00 - 410.00	-	220.00 - 285.00	230.00 - 260.00	-	460.00 - 460.00	850.00 - 980.00	990.00 - 990.00	290.00 - 295.00
Veyangoda	-	-	-	-	-	-	-	-	-	-
Galenbindunuwewa	-	-	-	-	-	-	-	-	-	-
Bandarawela	850.00 - 900.00	-	480.00 - 500.00	200.00 - 260.00	260.00 - 300.00	400.00 - 420.00	440.00 - 460.00	1000.00 - 1100.00	900.00 - 950.00	310.00 - 320.00
Matale	800.00 - 850.00	360.00 - 360.00	440.00 - 480.00	170.00 - 240.00	240.00 - 260.00	-	460.00 - 480.00	800.00 - 1000.00	850.00 - 1000.00	290.00 - 305.00

**Table 06: Selected Markets: Wholesale Price of Vegetables(Rs/kg)**

Week 31: 26 July - 01 Aug 2024

Locations	Butter Beans	Green Beans	Carrot	Leeks	Beetroot	Knolkhol
Colombo	-	350.00 - 600.00	200.00 - 270.00	250.00 - 400.00	250.00 - 300.00	80.00 - 180.00
Meegoda (DEC)	-	640.00 - 670.00	350.00 - 380.00	390.00 - 420.00	270.00 - 300.00	150.00 - 200.00
Dambulla (DEC)	-	500.00 - 550.00	280.00 - 350.00	350.00 - 400.00	240.00 - 300.00	80.00 - 100.00
Keppetipola (DEC)	-	550.00 - 600.00	250.00 - 280.00	320.00 - 350.00	240.00 - 260.00	150.00 - 180.00
Norochchole (DEC)	-	-	-	-	-	200.00 - 300.00
Nuwara Eliya	-	560.00 - 600.00	310.00 - 320.00	350.00 - 360.00	210.00 - 220.00	150.00 - 160.00
Kandy	-	450.00 - 480.00	300.00 - 320.00	350.00 - 380.00	260.00 - 280.00	150.00 - 170.00
Hambantota	-	600.00 - 660.00	450.00 - 500.00	440.00 - 500.00	450.00 - 500.00	250.00 - 300.00
Thambuththegama (DEC)	-	500.00 - 600.00	360.00 - 400.00	380.00 - 400.00	-	-
Jaffna	-	650.00 - 680.00	400.00 - 420.00	420.00 - 440.00	300.00 - 320.00	-
Bandarawela	-	420.00 - 470.00	280.00 - 300.00	330.00 - 360.00	-	130.00 - 220.00
Veyangoda	-	-	-	-	-	-

Locations	Raddish	Cabbage	Tomato	Ladies Fingers	Brinjal	Capsicum
Colombo	50.00 - 80.00	200.00 - 300.00	180.00 - 250.00	80.00 - 120.00	200.00 - 300.00	700.00 - 900.00
Meegoda (DEC)	110.00 - 150.00	280.00 - 360.00	200.00 - 240.00	150.00 - 180.00	250.00 - 350.00	850.00 - #####
Moneragala	150.00 - 170.00	300.00 - 320.00	200.00 - 240.00	180.00 - 200.00	180.00 - 200.00	600.00 - 750.00
Dambulla (DEC)	20.00 - 30.00	260.00 - 300.00	150.00 - 180.00	80.00 - 100.00	220.00 - 260.00	800.00 - 900.00
Keppetipola (DEC)	60.00 - 80.00	250.00 - 270.00	150.00 - 200.00	100.00 - 120.00	200.00 - 220.00	800.00 - 850.00
Norochchole (DEC)	20.00 - 40.00	-	-	80.00 - 120.00	-	700.00 - 900.00
Nuwara Eliya	80.00 - 90.00	300.00 - 310.00	140.00 - 180.00	120.00 - 130.00	220.00 - 230.00	850.00 - 900.00
Kandy	50.00 - 60.00	200.00 - 250.00	170.00 - 200.00	130.00 - 150.00	150.00 - 200.00	750.00 - 800.00
Hambantota	100.00 - 120.00	350.00 - 400.00	200.00 - 300.00	120.00 - 180.00	200.00 - 250.00	##### - #####
Thambuththegama (DEC)	40.00 - 60.00	320.00 - 360.00	180.00 - 220.00	50.00 - 60.00	180.00 - 250.00	750.00 - 900.00
Tissamaharama	-	-	-	-	-	-
Jaffna	70.00 - 80.00	350.00 - 360.00	200.00 - 220.00	150.00 - 160.00	200.00 - 220.00	940.00 - 960.00
Bandarawela	60.00 - 90.00	240.00 - 280.00	150.00 - 160.00	-	160.00 - 200.00	-
Veyangoda	-	-	-	-	-	-

Locations	Pumpkin	Cucumber	Bitter Gourd	Snake Gourd	Drumstick	Luffa
Colombo	120.00 - 150.00	30.00 - 50.00	150.00 - 200.00	160.00 - 200.00	50.00 - 200.00	180.00 - 220.00
Meegoda (DEC)	150.00 - 170.00	50.00 - 100.00	200.00 - 250.00	180.00 - 220.00	-	200.00 - 250.00
Moneragala	180.00 - 220.00	100.00 - 110.00	350.00 - 370.00	280.00 - 300.00	100.00 - 150.00	300.00 - 350.00
Dambulla (DEC)	100.00 - 120.00	25.00 - 30.00	130.00 - 150.00	120.00 - 140.00	80.00 - 100.00	180.00 - 230.00
Keppetipola (DEC)	130.00 - 140.00	50.00 - 70.00	150.00 - 160.00	130.00 - 140.00	160.00 - 180.00	200.00 - 230.00
Norochchole (DEC)	-	-	-	180.00 - 230.00	100.00 - 150.00	250.00 - 350.00
Nuwara Eliya	140.00 - 150.00	70.00 - 80.00	170.00 - 180.00	140.00 - 150.00	180.00 - 200.00	220.00 - 230.00
Kandy	150.00 - 160.00	50.00 - 60.00	200.00 - 240.00	130.00 - 140.00	120.00 - 200.00	200.00 - 240.00
Hambantota	120.00 - 150.00	100.00 - 160.00	250.00 - 350.00	150.00 - 170.00	120.00 - 150.00	200.00 - 250.00
Thambuththegama (DEC)	100.00 - 120.00	20.00 - 25.00	130.00 - 160.00	100.00 - 130.00	-	100.00 - 130.00
Tissamaharama	-	-	-	-	-	-
Jaffna	120.00 - 130.00	50.00 - 60.00	390.00 - 420.00	100.00 - 120.00	120.00 - 130.00	-
Bandarawela	150.00 - 180.00	70.00 - 80.00	-	-	-	-
Veyangoda	-	-	-	-	-	-

**Table 06 (Contd.)**

	<b>Long Beans</b>	<b>Ash Plantain</b>	<b>Green Chillies</b>	<b>Lime</b>	<b>Sweet Potatoe</b>	<b>Manioc</b>
Colombo	100.00 - 300.00	200.00 - 230.00	400.00 - 550.00	400.00 - 500.00	120.00 - 150.00	100.00 - 120.00
Meegoda (DEC)	150.00 - 170.00	250.00 - 300.00	580.00 - 620.00	450.00 - 500.00	110.00 - 150.00	90.00 - 110.00
Moneragala	200.00 - 230.00	80.00 - 100.00	750.00 - 800.00	500.00 - 600.00	160.00 - 180.00	80.00 - 100.00
Dambulla (DEC)	160.00 - 250.00	180.00 - 200.00	350.00 - 450.00	350.00 - 400.00	80.00 - 110.00	70.00 - 80.00
Keppetipola (DEC)	230.00 - 240.00	180.00 - 200.00	550.00 - 600.00	400.00 - 450.00	130.00 - 150.00	100.00 - 120.00
Norochchole (DEC)	150.00 - 230.00	90.00 - 170.00	-	470.00 - 550.00	-	-
Nuwara Eliya	240.00 - 250.00	190.00 - 220.00	580.00 - 640.00	440.00 - 480.00	130.00 - 150.00	120.00 - 130.00
Kandy	230.00 - 250.00	150.00 - 180.00	450.00 - 480.00	400.00 - 420.00	100.00 - 130.00	90.00 - 100.00
Hambantota	150.00 - 180.00	100.00 - 150.00	550.00 - 600.00	450.00 - 500.00	150.00 - 170.00	100.00 - 160.00
Thambuththegama (DEC)	180.00 - 220.00	180.00 - 200.00	450.00 - 550.00	280.00 - 350.00	100.00 - 120.00	80.00 - 100.00
Tissamaharama	-	-	-	-	-	-
Jaffna	150.00 - 170.00	200.00 - 220.00	420.00 - 430.00	460.00 - 470.00	150.00 - 170.00	100.00 - 130.00
Bandarawela	-	-	640.00 - 670.00	-	110.00 - 140.00	-
Veyangoda	-	-	-	-	-	-

<b>Locations</b>	<b>Leafy Vegetables (Rs/bundle)</b>			<b>Coconut (Rs/nut)</b>	
	<b>Mukunuwenna</b>	<b>Kankun</b>	<b>Gotukola</b>	<b>Large</b>	<b>Small</b>
Colombo	35.00 - 40.00	35.00 - 40.00	300.00 - 320.00	100.00 - 110.00	90.00 - 95.00
Meegoda (DEC)	50.00 - 50.00	50.00 - 50.00	240.00 - 240.00	100.00 - 105.00	85.00 - 90.00
Norochchole (DEC)	-	-	-	-	-
Nuwara Eliya	-	-	-	-	-
Dambulla (DEC)	25.00 - 30.00	25.00 - 30.00	125.00 - 150.00	80.00 - 85.00	65.00 - 70.00
Kandy	40.00 - 50.00	45.00 - 50.00	250.00 - 260.00	93.00 - 95.00	75.00 - 78.00
Hambantota	35.00 - 40.00	30.00 - 40.00	180.00 - 180.00	-	-
Thambuththegama (DEC)	-	-	-	80.00 - 85.00	-
Tissamaharama	-	-	-	-	-
Jaffna	65.00 - 75.00	40.00 - 45.00	120.00 - 125.00	85.00 - 95.00	50.00 - 55.00
Bandarawela	-	-	-	-	-
Veyangoda	-	-	-	-	-

*Colombo, Meegoda, Norochchole, Jaffna, Dambulla and Kandy - Gotukola Price Rs/Kg*



**Table 07: Selected Markets: Retail Price of Vegetables (Rs/kg)**

Week 31: 26 July - 01 Aug 2024

LOCATIONS	Up Country Varieties																
	Butter Beans		Green Beans		Carrot		Leeks		Beetroot		Knol Khol		Raddish		Cabbage		Tomato
Colombo	-	480.00 - 800.00	340.00 - 600.00	350.00 - 600.00	400.00 - 600.00	200.00 - 480.00	100.00 - 320.00	320.00 - 480.00	280.00 - 480.00								
Gampaha	-	480.00 - 520.00	440.00 - 480.00	400.00 - 480.00	400.00 - 410.00	310.00 - 350.00	200.00 - 240.00	400.00 - 480.00	400.00 - 420.00								
Kurunegala	-	-	-	-	-	-	-	-	-								
Nikaweratiya	-	700.00 - 720.00	450.00 - 520.00	450.00 - 520.00	440.00 - 480.00	240.00 - 320.00	100.00 - 120.00	400.00 - 480.00	400.00 - 480.00								
Dambulla	-	680.00 - 720.00	460.00 - 480.00	480.00 - 500.00	500.00 - 600.00	200.00 - 240.00	140.00 - 160.00	380.00 - 400.00	280.00 - 300.00								
Anuradhapura	-	720.00 - 800.00	440.00 - 600.00	520.00 - 600.00	440.00 - 560.00	280.00 - 360.00	160.00 - 200.00	400.00 - 480.00	320.00 - 440.00								
Thambuththegama	-	650.00 - 720.00	430.00 - 440.00	430.00 - 480.00	300.00 - 340.00	220.00 - 260.00	100.00 - 110.00	390.00 - 400.00	250.00 - 300.00								
Polonnaruwa	-	-	-	-	-	-	-	-	-								
Kaluthara	-	-	-	-	-	-	-	-	-								
Badulla	-	700.00 - 800.00	400.00 - 460.00	400.00 - 460.00	400.00 - 460.00	320.00 - 320.00	160.00 - 220.00	400.00 - 420.00	240.00 - 280.00								
Keppetipola	-	650.00 - 700.00	350.00 - 380.00	440.00 - 460.00	320.00 - 340.00	250.00 - 260.00	140.00 - 160.00	340.00 - 360.00	280.00 - 300.00								
Moneragala	-	520.00 - 600.00	400.00 - 420.00	520.00 - 600.00	480.00 - 520.00	320.00 - 340.00	200.00 - 240.00	340.00 - 400.00	320.00 - 400.00								
Kegalle	-	600.00 - 640.00	560.00 - 600.00	560.00 - 600.00	480.00 - 520.00	280.00 - 320.00	200.00 - 240.00	360.00 - 400.00	320.00 - 360.00								
Ampara	-	660.00 - 680.00	400.00 - 440.00	420.00 - 480.00	380.00 - 400.00	260.00 - 260.00	100.00 - 120.00	360.00 - 480.00	300.00 - 320.00								
Dehiattakandiya	-	600.00 - 720.00	400.00 - 480.00	520.00 - 600.00	400.00 - 480.00	200.00 - 240.00	200.00 - 200.00	320.00 - 400.00	300.00 - 300.00								
Nuwaraeliya	-	680.00 - 720.00	380.00 - 400.00	440.00 - 460.00	280.00 - 300.00	250.00 - 260.00	200.00 - 220.00	380.00 - 400.00	300.00 - 320.00								
Kandy	-	700.00 - 750.00	550.00 - 600.00	480.00 - 520.00	360.00 - 400.00	200.00 - 240.00	160.00 - 180.00	400.00 - 480.00	300.00 - 320.00								
Puttalam	-	650.00 - 800.00	420.00 - 600.00	420.00 - 600.00	350.00 - 600.00	250.00 - 400.00	100.00 - 200.00	400.00 - 480.00	350.00 - 400.00								
Hambantota	-	720.00 - 800.00	550.00 - 600.00	520.00 - 600.00	550.00 - 600.00	280.00 - 350.00	160.00 - 250.00	400.00 - 480.00	250.00 - 350.00								
Rathnapura	-	600.00 - 650.00	450.00 - 480.00	520.00 - 560.00	400.00 - 600.00	280.00 - 380.00	160.00 - 240.00	400.00 - 480.00	300.00 - 400.00								
Matara	-	600.00 - 800.00	520.00 - 600.00	520.00 - 600.00	480.00 - 600.00	320.00 - 360.00	120.00 - 160.00	480.00 - 600.00	300.00 - 320.00								
Galle	-	700.00 - 800.00	480.00 - 500.00	600.00 - 600.00	480.00 - 560.00	340.00 - 360.00	160.00 - 200.00	400.00 - 480.00	400.00 - 440.00								
Tissamaharama	-	-	-	-	-	-	-	-	-								
Meegoda (DEC)	-	600.00 - 720.00	450.00 - 520.00	450.00 - 560.00	400.00 - 480.00	280.00 - 320.00	200.00 - 280.00	400.00 - 480.00	300.00 - 480.00								
Embilipitiya	-	600.00 - 720.00	400.00 - 500.00	480.00 - 520.00	400.00 - 480.00	280.00 - 320.00	100.00 - 140.00	320.00 - 400.00	280.00 - 320.00								
Jaffna	-	700.00 - 750.00	450.00 - 480.00	480.00 - 500.00	350.00 - 400.00	-	100.00 - 140.00	400.00 - 450.00	250.00 - 280.00								
Vavuniya	-	800.00 - 900.00	600.00 - 700.00	550.00 - 600.00	500.00 - 600.00	300.00 - 340.00	100.00 - 200.00	450.00 - 520.00	350.00 - 400.00								
Mannar	-	760.00 - 840.00	600.00 - 650.00	600.00 - 650.00	480.00 - 550.00	-	200.00 - 240.00	480.00 - 520.00	400.00 - 450.00								
Killinochchi	-	760.00 - 800.00	560.00 - 600.00	560.00 - 600.00	560.00 - 600.00	-	200.00 - 230.00	500.00 - 540.00	380.00 - 420.00								
Mullaittivu	-	780.00 - 820.00	550.00 - 600.00	550.00 - 600.00	480.00 - 540.00	-	200.00 - 250.00	500.00 - 530.00	400.00 - 450.00								
Batticaloa	-	720.00 - 800.00	500.00 - 520.00	480.00 - 520.00	460.00 - 480.00	280.00 - 320.00	200.00 - 220.00	460.00 - 480.00	380.00 - 400.00								
Trincomalee	-	720.00 - 750.00	520.00 - 560.00	550.00 - 580.00	600.00 - 630.00	-	210.00 - 230.00	420.00 - 460.00	400.00 - 440.00								
Hanguranketha	-	560.00 - 600.00	320.00 - 360.00	380.00 - 420.00	320.00 - 360.00	160.00 - 200.00	120.00 - 160.00	260.00 - 320.00	220.00 - 280.00								
Veyangoda	-	-	-	-	-	-	-	-	-								
Galenbindunuwewa	-	-	-	-	-	-	-	-	-								
Bandarawela	-	700.00 - 760.00	360.00 - 400.00	400.00 - 450.00	450.00 - 480.00	300.00 - 320.00	180.00 - 200.00	340.00 - 380.00	280.00 - 300.00								
Matale	-	640.00 - 680.00	480.00 - 520.00	480.00 - 600.00	440.00 - 480.00	200.00 - 240.00	160.00 - 200.00	440.00 - 480.00	280.00 - 320.00								

Table 07 (Contd.)

LOCATIONS	Low Country Varieties										
	Ladies Fingers	Brinjal	Capsicum	Pumpkin	Cucumber	Bitter Gourd	Snake Gourd	Drumstick	Luffa	Long Beans	
Colombo	200.00 - 360.00	320.00 - 480.00	900.00 - 1500.00	200.00 - 360.00	100.00 - 260.00	240.00 - 600.00	240.00 - 480.00	200.00 - 480.00	300.00 - 520.00	280.00 - 480.00	
Gampaha	300.00 - 350.00	300.00 - 360.00	1000.00 - 1200.00	240.00 - 290.00	120.00 - 200.00	330.00 - 380.00	320.00 - 360.00	400.00 - 450.00	320.00 - 370.00	320.00 - 350.00	
Kurunegala	-	-	-	-	-	-	-	-	-	-	
Nikaweratiya	200.00 - 240.00	280.00 - 320.00	900.00 - 1000.00	200.00 - 250.00	100.00 - 160.00	320.00 - 350.00	200.00 - 240.00	320.00 - 460.00	300.00 - 320.00	300.00 - 3200.00	
Dambulla	240.00 - 260.00	360.00 - 400.00	1200.00 - 1300.00	200.00 - 260.00	120.00 - 140.00	340.00 - 400.00	280.00 - 320.00	240.00 - 280.00	240.00 - 400.00	300.00 - 320.00	
Anuradhapura	200.00 - 280.00	300.00 - 400.00	1000.00 - 1100.00	200.00 - 320.00	160.00 - 200.00	400.00 - 480.00	280.00 - 320.00	360.00 - 400.00	300.00 - 400.00	300.00 - 400.00	
Thambuthhegama	140.00 - 160.00	250.00 - 320.00	950.00 - 1100.00	150.00 - 160.00	40.00 - 50.00	180.00 - 200.00	140.00 - 150.00	-	150.00 - 220.00	230.00 - 250.00	
Polonnaruwa	-	-	-	-	-	-	-	-	-	-	
Kaluthara	-	-	-	-	-	-	-	-	-	-	
Badulla	240.00 - 260.00	280.00 - 320.00	800.00 - 900.00	240.00 - 320.00	120.00 - 180.00	320.00 - 450.00	400.00 - 450.00	200.00 - 240.00	320.00 - 420.00	240.00 - 360.00	
Keppetipola	200.00 - 220.00	260.00 - 280.00	920.00 - 950.00	220.00 - 240.00	150.00 - 160.00	240.00 - 260.00	220.00 - 240.00	260.00 - 300.00	300.00 - 320.00	320.00 - 340.00	
Moneragala	260.00 - 320.00	300.00 - 320.00	800.00 - 1000.00	240.00 - 320.00	160.00 - 200.00	400.00 - 520.00	320.00 - 400.00	200.00 - 240.00	400.00 - 480.00	320.00 - 400.00	
Kegalle	280.00 - 320.00	400.00 - 440.00	950.00 - 1000.00	280.00 - 320.00	120.00 - 160.00	360.00 - 400.00	240.00 - 280.00	280.00 - 320.00	440.00 - 480.00	360.00 - 400.00	
Ampara	260.00 - 320.00	300.00 - 320.00	1000.00 - 1100.00	240.00 - 280.00	100.00 - 120.00	300.00 - 320.00	280.00 - 320.00	320.00 - 320.00	280.00 - 320.00	320.00 - 360.00	
Dehiattakandiya	240.00 - 320.00	200.00 - 240.00	800.00 - 1000.00	200.00 - 240.00	100.00 - 200.00	300.00 - 320.00	400.00 - 400.00	200.00 - 200.00	300.00 - 400.00	300.00 - 320.00	
Nuwaraeliya	220.00 - 240.00	320.00 - 340.00	1000.00 - 1100.00	240.00 - 260.00	180.00 - 200.00	280.00 - 300.00	250.00 - 260.00	280.00 - 300.00	320.00 - 340.00	350.00 - 360.00	
Kandy	200.00 - 240.00	240.00 - 300.00	850.00 - 900.00	200.00 - 240.00	100.00 - 120.00	300.00 - 320.00	180.00 - 200.00	200.00 - 300.00	260.00 - 300.00	260.00 - 300.00	
Puttalam	200.00 - 280.00	250.00 - 320.00	1000.00 - 1200.00	220.00 - 320.00	100.00 - 160.00	320.00 - 400.00	200.00 - 320.00	300.00 - 400.00	300.00 - 400.00	200.00 - 320.00	
Rathnapura	200.00 - 260.00	240.00 - 320.00	1000.00 - 1200.00	200.00 - 300.00	120.00 - 180.00	350.00 - 480.00	250.00 - 320.00	350.00 - 400.00	300.00 - 400.00	300.00 - 400.00	
Hambantota	150.00 - 200.00	240.00 - 320.00	1200.00 - 1300.00	160.00 - 200.00	120.00 - 200.00	350.00 - 400.00	200.00 - 250.00	180.00 - 200.00	280.00 - 320.00	200.00 - 240.00	
Matara	220.00 - 240.00	400.00 - 480.00	1000.00 - 1200.00	200.00 - 260.00	100.00 - 120.00	400.00 - 480.00	320.00 - 380.00	160.00 - 240.00	320.00 - 400.00	280.00 - 320.00	
Galle	240.00 - 260.00	360.00 - 400.00	1000.00 - 1200.00	200.00 - 240.00	160.00 - 200.00	450.00 - 500.00	320.00 - 400.00	240.00 - 260.00	360.00 - 400.00	320.00 - 360.00	
Tissamaharama	-	-	-	-	-	-	-	-	-	-	
Meegoda (DEC)	240.00 - 280.00	360.00 - 480.00	1200.00 - 1200.00	200.00 - 280.00	120.00 - 160.00	300.00 - 400.00	300.00 - 400.00	-	300.00 - 400.00	240.00 - 320.00	
Embilipitiya	150.00 - 200.00	300.00 - 400.00	950.00 - 1100.00	240.00 - 300.00	60.00 - 120.00	350.00 - 600.00	280.00 - 320.00	100.00 - 140.00	320.00 - 400.00	300.00 - 400.00	
Jaffna	200.00 - 240.00	250.00 - 280.00	1000.00 - 1050.00	150.00 - 200.00	80.00 - 100.00	450.00 - 480.00	150.00 - 190.00	150.00 - 200.00	-	200.00 - 250.00	
Vavuniya	200.00 - 300.00	180.00 - 200.00	1000.00 - 1200.00	300.00 - 350.00	100.00 - 140.00	550.00 - 600.00	300.00 - 340.00	250.00 - 300.00	150.00 - 200.00	250.00 - 300.00	
Mannar	300.00 - 360.00	320.00 - 360.00	1200.00 - 1400.00	220.00 - 250.00	260.00 - 300.00	560.00 - 640.00	280.00 - 320.00	300.00 - 400.00	-	350.00 - 400.00	
Killinochchi	240.00 - 260.00	340.00 - 360.00	1000.00 - 1050.00	240.00 - 260.00	260.00 - 280.00	500.00 - 600.00	200.00 - 230.00	280.00 - 320.00	-	240.00 - 260.00	
Mullaittivu	230.00 - 250.00	220.00 - 250.00	850.00 - 880.00	240.00 - 260.00	220.00 - 250.00	500.00 - 550.00	220.00 - 280.00	220.00 - 250.00	-	250.00 - 280.00	
Batticaloa	380.00 - 400.00	280.00 - 320.00	1150.00 - 1200.00	250.00 - 280.00	180.00 - 220.00	400.00 - 440.00	280.00 - 320.00	400.00 - 450.00	280.00 - 320.00	320.00 - 360.00	
Trincomalee	320.00 - 350.00	260.00 - 280.00	900.00 - 950.00	230.00 - 250.00	-	300.00 - 360.00	240.00 - 260.00	300.00 - 350.00	280.00 - 300.00	320.00 - 350.00	
Hanguranketha	160.00 200.00	200.00 220.00	800.00 800.00	180.00 220.00	100.00 120.00	230.00 280.00	180.00 220.00	200.00 300.00	320.00 360.00	280.00 320.00	
Veyangoda	-	-	-	-	-	-	-	-	-	-	
Galenbindunuwewa	-	-	-	-	-	-	-	-	-	-	
Bandarawela	200.00 - 220.00	300.00 - 340.00	1000.00 - 1100.00	300.00 - 320.00	180.00 - 200.00	380.00 - 420.00	300.00 - 320.00	220.00 - 240.00	280.00 - 300.00	340.00 - 360.00	
Matale	200.00 - 240.00	320.00 - 360.00	1200.00 - 1300.00	240.00 - 280.00	120.00 - 160.00	320.00 - 360.00	240.00 - 280.00	-	320.00 - 360.00	360.00 - 400.00	

**Table 07 (Contd.)**

LOCATIONS	Low Country Varieties					Leafy Vegetable			Coconut (Rs/nut)	
	Ash Plantain	Green Chillies	Lime	Sweet Potato	Manioc	Mukunuwenna	Kankun	Gotukola	Large	Small
Colombo	280.00 - 480.00	550.00 - 900.00	560.00 - 1200.00	200.00 - 340.00	160.00 - 240.00	60.00 - 80.00	60.00 - 80.00	120.00 - 140.00	110.00 - 135.00	100.00 - 110.00
Gampaha	240.00 - 270.00	700.00 - 1000.00	600.00 - 800.00	220.00 - 260.00	170.00 - 190.00	60.00 - 70.00	60.00 - 70.00	100.00 - 110.00	120.00 - 120.00	80.00 - 100.00
Kurunegala	-	-	-	-	-	-	-	-	-	-
Nikaweratiya	320.00 - 400.00	800.00 - 1000.00	400.00 - 600.00	200.00 - 240.00	160.00 - 160.00	50.00 - 50.00	50.00 - 50.00	150.00 - 150.00	90.00 - 110.00	80.00 - 90.00
Dambulla	300.00 - 320.00	650.00 - 800.00	600.00 - 800.00	240.00 - 280.00	180.00 - 200.00	50.00 - 60.00	50.00 - 60.00	50.00 - 60.00	100.00 - 120.00	80.00 - 85.00
Anuradhapura	200.00 - 280.00	700.00 - 800.00	600.00 - 800.00	240.00 - 320.00	180.00 - 240.00	50.00 - 60.00	50.00 - 60.00	50.00 - 60.00	110.00 - 140.00	70.00 - 100.00
Thambuththegama	200.00 - 230.00	550.00 - 600.00	450.00 - 500.00	150.00 - 150.00	140.00 - 150.00	-	-	-	-	-
Polonnaruwa	-	-	-	-	-	-	-	-	-	-
Kaluthara	-	-	-	-	-	-	-	-	-	-
Badulla	320.00 - 320.00	1000.00 - 1200.00	800.00 - 1000.00	150.00 - 150.00	160.00 - 200.00	80.00 - 80.00	80.00 - 80.00	100.00 - 100.00	120.00 - 120.00	100.00 - 110.00
Keppetipola	250.00 - 260.00	700.00 - 750.00	500.00 - 560.00	220.00 - 230.00	180.00 - 200.00	60.00 - 70.00	60.00 - 70.00	50.00 - 60.00	115.00 - 120.00	105.00 - 110.00
Moneragala	140.00 - 160.00	1000.00 - 1200.00	700.00 - 750.00	280.00 - 320.00	100.00 - 140.00	50.00 - 60.00	50.00 - 60.00	60.00 - 70.00	100.00 - 120.00	70.00 - 80.00
Kegalle	350.00 - 400.00	750.00 - 800.00	750.00 - 800.00	240.00 - 280.00	180.00 - 200.00	70.00 - 80.00	70.00 - 80.00	40.00 - 50.00	110.00 - 120.00	95.00 - 100.00
Ampara	200.00 - 280.00	700.00 - 800.00	600.00 - 700.00	160.00 - 160.00	-	50.00 - 60.00	50.00 - 60.00	-	110.00 - 120.00	80.00 - 100.00
Dehiattakandiya	240.00 - 320.00	800.00 - 1000.00	1200.00 - 1500.00	200.00 - 200.00	200.00 - 200.00	50.00 - 70.00	50.00 - 70.00	50.00 - 70.00	110.00 - 120.00	90.00 - 100.00
Nuwaraeliya	300.00 - 320.00	750.00 - 800.00	580.00 - 600.00	240.00 - 250.00	220.00 - 230.00	70.00 - 80.00	70.00 - 80.00	60.00 - 70.00	117.00 - 120.00	110.00 - 115.00
Kandy	300.00 - 320.00	900.00 - 1000.00	750.00 - 800.00	160.00 - 200.00	160.00 - 200.00	60.00 - 70.00	60.00 - 70.00	50.00 - 60.00	110.00 - 120.00	85.00 - 90.00
Puttalam	200.00 - 280.00	700.00 - 1000.00	400.00 - 600.00	280.00 - 300.00	180.00 - 180.00	50.00 - 60.00	50.00 - 60.00	140.00 - 150.00	100.00 - 100.00	80.00 - 80.00
Rathnapura	200.00 - 320.00	750.00 - 1000.00	600.00 - 800.00	140.00 - 180.00	120.00 - 160.00	80.00 - 80.00	80.00 - 80.00	100.00 - 100.00	130.00 - 140.00	90.00 - 110.00
Hambanthota	160.00 - 240.00	750.00 - 800.00	600.00 - 600.00	200.00 - 250.00	160.00 - 240.00	50.00 - 60.00	40.00 - 60.00	80.00 - 80.00	110.00 - 120.00	90.00 - 100.00
Matara	280.00 - 380.00	720.00 - 800.00	400.00 - 500.00	160.00 - 200.00	180.00 - 200.00	60.00 - 60.00	60.00 - 60.00	90.00 - 110.00	120.00 - 130.00	95.00 - 100.00
Galle	240.00 - 280.00	800.00 - 800.00	600.00 - 700.00	240.00 - 280.00	200.00 - 260.00	50.00 - 60.00	-	70.00 - 80.00	120.00 - 120.00	90.00 - 95.00
Tissamaharama	-	-	-	-	-	-	-	-	-	-
Meegoda (DEC)	300.00 - 400.00	700.00 - 800.00	600.00 - 600.00	200.00 - 280.00	140.00 - 150.00	80.00 - 80.00	80.00 - 80.00	100.00 - 120.00	110.00 - 120.00	90.00 - 100.00
Embilipitiya	200.00 - 280.00	650.00 - 800.00	500.00 - 600.00	150.00 - 200.00	120.00 - 160.00	60.00 - 80.00	60.00 - 70.00	100.00 - 120.00	110.00 - 130.00	80.00 - 100.00
Jaffna	240.00 - 280.00	450.00 - 500.00	500.00 - 550.00	200.00 - 250.00	150.00 - 180.00	80.00 - 90.00	50.00 - 60.00	50.00 - 60.00	110.00 - 125.00	60.00 - 65.00
Vavuniya	200.00 - 250.00	650.00 - 800.00	600.00 - 700.00	270.00 - 300.00	270.00 - 300.00	60.00 - 70.00	60.00 - 65.00	100.00 - 120.00	100.00 - 110.00	80.00 - 90.00
Mannar	300.00 - 320.00	700.00 - 850.00	600.00 - 720.00	250.00 - 280.00	180.00 - 200.00	50.00 - 60.00	50.00 - 60.00	50.00 - 60.00	90.00 - 100.00	60.00 - 70.00
Killinochchi	260.00 - 280.00	580.00 - 620.00	550.00 - 600.00	260.00 - 280.00	230.00 - 250.00	60.00 - 65.00	50.00 - 55.00	45.00 - 50.00	100.00 - 120.00	50.00 - 60.00
Mullaittivu	200.00 - 250.00	580.00 - 620.00	580.00 - 620.00	250.00 - 270.00	200.00 - 240.00	75.00 - 90.00	60.00 - 70.00	50.00 - 60.00	95.00 - 105.00	70.00 - 80.00
Batticaloa	280.00 - 320.00	780.00 - 800.00	900.00 - 1000.00	280.00 - 300.00	200.00 - 230.00	80.00 - 90.00	70.00 - 80.00	50.00 - 50.00	100.00 - 110.00	60.00 - 65.00
Trincomalee	320.00 350.00	650.00 740.00	900.00 950.00	250.00 270.00	200.00 220.00	70.00 75.00	65.00 70.00	65.00 70.00	110.00 120.00	75.00 78.00
Hanguranketha	320.00 - 340.00	600.00 - 700.00	450.00 - 600.00	160.00 - 240.00	220.00 - 260.00	40.00 - 40.00	40.00 - 50.00	40.00 - 50.00	100.00 - 105.00	95.00 - 96.00
Veyangoda	-	-	-	-	-	-	-	-	-	-
Galenbindunuwewa	-	-	-	-	-	-	-	-	-	-
Bandarawela	260.00 - 300.00	900.00 - 1000.00	700.00 - 800.00	300.00 - 320.00	240.00 - 260.00	70.00 - 80.00	70.00 - 80.00	80.00 - 100.00	120.00 - 120.00	80.00 - 90.00
Matale	280.00 - 320.00	700.00 - 800.00	700.00 - 800.00	180.00 - 200.00	160.00 - 180.00	50.00 - 60.00	50.00 - 60.00	50.00 - 70.00	100.00 - 110.00	80.00 - 95.00

**Table 08: Selected Markets: Retail Price of Fruits (Rs/each & Rs/kg)**

Week 31: 26 July - 01 Aug 2024

19

LOCATIONS	Banana					Pineapple			Mango	
	Ambul (Rs/kg)	Kolikuttu (Rs/kg)	Seeni (Rs/kg)	Anamalu	Ambun	Large	Medium	Small	Betti	Karthakolomban
Colombo	200.00 - 300.00	500.00 - 650.00	200.00 - 280.00	40.00 - 54.00	56.00 - 80.00	650.00 - 900.00	520.00 - 700.00	400.00 - 560.00	-	300.00 - 400.00
Gampaha	160.00 - 220.00	490.00 - 530.00	220.00 - 230.00	40.00 - 45.00	73.00 - 76.00	605.00 - 630.00	470.00 - 490.00	370.00 - 390.00	-	212.50 - 225.00
Kurunegala	-	-	-	-	-	-	-	-	-	-
Nikaweratiya	220.00 - 250.00	520.00 - 580.00	200.00 - 250.00	-	50.00 - 65.00	650.00 - 700.00	400.00 - 480.00	-	-	100.00 - 120.00
Dambulla	180.00 - 220.00	480.00 - 500.00	200.00 - 220.00	-	54.00 - 56.00	650.00 - 700.00	500.00 - 550.00	200.00 - 250.00	50.00 - 60.00	150.00 - 160.00
Anuradhapura	200.00 - 260.00	500.00 - 550.00	200.00 - 240.00	28.00 - 38.00	35.00 - 54.00	700.00 - 800.00	550.00 - 650.00	350.00 - 450.00	-	140.00 - 160.00
Thambuththegama	210.00 - 260.00	500.00 - 550.00	210.00 - 250.00	30.00 - 35.00	-	-	-	-	-	-
Polonnaruwa	-	-	-	-	-	-	-	-	-	-
Kaluthara	-	-	-	-	-	-	-	-	-	-
Badulla	230.00 - 230.00	500.00 - 540.00	180.00 - 230.00	20.00 - 22.00	28.00 - 30.00	-	-	200.00 - 200.00	-	-
Keppetipola	180.00 - 200.00	540.00 - 560.00	160.00 - 180.00	30.00 - 32.00	45.00 - 48.00	-	500.00 - 550.00	350.00 - 380.00	60.00 - 65.00	140.00 - 150.00
Moneragala	130.00 - 150.00	350.00 - 450.00	100.00 - 120.00	20.00 - 25.00	25.00 - 30.00	630.00 - 630.00	450.00 - 520.00	370.00 - 370.00	-	140.00 - 160.00
Kegalle	200.00 - 220.00	500.00 - 550.00	200.00 - 220.00	20.00 - 25.00	22.00 - 25.00	650.00 - 650.00	550.00 - 600.00	350.00 - 450.00	-	100.00 - 120.00
Ampara	160.00 - 180.00	450.00 - 450.00	120.00 - 120.00	30.00 - 30.00	40.00 - 40.00	-	420.00 - 480.00	-	-	175.00 - 175.00
Dehiattakandiya	200.00 - 220.00	450.00 - 500.00	150.00 - 200.00	-	45.00 - 56.00	750.00 - 880.00	450.00 - 620.00	300.00 - 400.00	-	-
Nuwaraeliya	190.00 - 220.00	540.00 - 560.00	190.00 - 200.00	32.00 - 34.00	48.00 - 52.00	-	550.00 - 580.00	380.00 - 400.00	65.00 - 70.00	150.00 - 160.00
Kandy	220.00 - 240.00	460.00 - 500.00	200.00 - 220.00	25.00 - 28.00	40.00 - 45.00	750.00 - 850.00	350.00 - 450.00	200.00 - 300.00	-	-
Puttalam	150.00 - 200.00	500.00 - 600.00	150.00 - 200.00	30.00 - 37.00	38.00 - 40.00	-	500.00 - 500.00	300.00 - 300.00	-	-
Rathnapura	200.00 - 250.00	400.00 - 500.00	200.00 - 250.00	25.00 - 28.00	40.00 - 50.00	630.00 - 700.00	450.00 - 500.00	360.00 - 400.00	-	150.00 - 200.00
Hambantota	160.00 - 230.00	500.00 - 540.00	150.00 - 180.00	31.00 - 31.00	41.00 - 43.00	660.00 - 700.00	550.00 - 600.00	440.00 - 500.00	-	-
Matara	200.00 - 230.00	460.00 - 480.00	180.00 - 200.00	26.00 - 28.00	39.00 - 42.00	750.00 - 860.00	650.00 - 720.00	400.00 - 500.00	-	200.00 - 220.00
Galle	200.00 - 250.00	550.00 - 600.00	200.00 - 230.00	28.00 - 33.00	34.00 - 36.00	680.00 - 720.00	580.00 - 600.00	-	-	-
Tissamaharama	-	-	-	-	-	-	-	-	-	-
Meegoda (DEC)	220.00 - 240.00	500.00 - 540.00	220.00 - 240.00	43.00 - 52.00	47.00 - 56.00	850.00 - 935.00	650.00 - 780.00	550.00 - 600.00	-	-
Embilipitiya	130.00 - 150.00	380.00 - 450.00	120.00 - 150.00	25.00 - 30.00	30.00 - 40.00	-	500.00 - 550.00	350.00 - 450.00	-	170.00 - 200.00
Jaffna	200.00 - 260.00	300.00 - 350.00	140.00 - 180.00	-	-	650.00 - 700.00	500.00 - 570.00	440.00 - 480.00	-	120.00 - 150.00
Vavuniya	190.00 - 200.00	390.00 - 400.00	185.00 - 200.00	28.00 - 30.00	-	600.00 - 650.00	420.00 - 460.00	320.00 - 350.00	-	150.00 - 200.00
Mannar	180.00 - 220.00	380.00 - 400.00	160.00 - 180.00	35.00 - 38.00	-	600.00 - 650.00	500.00 - 550.00	400.00 - 450.00	-	-
Killinochchi	190.00 - 200.00	400.00 - 450.00	150.00 - 170.00	36.00 - 40.00	-	600.00 - 650.00	480.00 - 520.00	400.00 - 450.00	-	280.00 - 300.00
Mullaittivu	200.00 - 230.00	440.00 - 460.00	200.00 - 230.00	50.00 - 55.00	52.00 - 58.00	-	-	240.00 - 250.00	-	-
Batticaloa	180.00 - 200.00	400.00 - 440.00	150.00 - 160.00	40.00 - 50.00	-	640.00 - 650.00	550.00 - 560.00	400.00 - 420.00	-	220.00 - 230.00
Trincomalee	200.00 - 220.00	420.00 - 440.00	170.00 - 190.00	-	-	720.00 - 750.00	550.00 - 580.00	460.00 - 500.00	-	136.00 - 140.00
Veyangoda	-	-	-	-	-	-	-	-	-	-
Galenbindunuwewa	-	-	-	-	-	-	-	-	-	-
Bandarawela	160.00 - 200.00	450.00 - 550.00	160.00 - 180.00	35.00 - 40.00	40.00 - 45.00	650.00 - 700.00	600.00 - 600.00	450.00 - 500.00	-	120.00 - 180.00
Matale	160.00 - 200.00	460.00 - 480.00	170.00 - 180.00	35.00 - 40.00	48.00 - 50.00	720.00 - 750.00	620.00 - 650.00	420.00 - 480.00	-	-

**Table 08 (Contd.)**

LOCATIONS	Mango				Other Fruits							
	Vilad		Kohu		Papaw (Rs/kg)	Passion	Wood Apple	Orange	Avocado	Slime Apple	Grapes (Rs/kg)	King Coconut
Colombo	160.00 - 160.00	-	-	-	180.00 - 300.00	50.00 - 90.00	50.00 - 120.00	130.00 - 200.00	100.00 - 200.00	100.00 - 140.00	1600.00 - 2800.00	160.00 - 260.00
Gampaha	-	-	-	-	200.00 - 250.00	30.00 - 32.00	68.00 - 80.00	166.00 - 180.00	75.00 - 87.50	100.00 - 120.00	1600.00 - 1800.00	100.00 - 120.00
Kurunegala	-	-	-	-	-	-	-	-	-	-	-	-
Nikaweratiya	-	-	-	-	180.00 - 220.00	25.00 - 25.00	-	-	75.00 - 85.00	50.00 - 50.00	2500.00 - 2500.00	150.00 - 200.00
Dambulla	60.00 - 80.00	35.00 - 50.00	-	-	180.00 - 200.00	25.00 - 30.00	60.00 - 80.00	70.00 - 80.00	60.00 - 80.00	50.00 - 60.00	2400.00 - 2500.00	160.00 - 180.00
Anuradhapura	-	-	-	-	180.00 - 240.00	-	80.00 - 120.00	-	100.00 - 130.00	60.00 - 80.00	2500.00 - 3000.00	180.00 - 220.00
Thambuththegama	-	-	-	-	150.00 - 160.00	-	-	-	-	-	-	-
Polonnaruwa	-	-	-	-	-	-	-	-	-	-	-	-
Kaluthara	-	-	-	-	-	-	-	-	-	-	-	-
Badulla	-	-	-	-	250.00 - 300.00	50.00 - 50.00	40.00 - 50.00	-	-	40.00 - 50.00	2500.00 - 2600.00	200.00 - 200.00
Keppetipola	60.00 - 65.00	20.00 - 24.00	-	-	280.00 - 300.00	35.00 - 40.00	40.00 - 55.00	120.00 - 130.00	30.00 - 40.00	50.00 - 65.00	2600.00 - 2800.00	150.00 - 160.00
Moneragala	-	-	-	-	180.00 - 220.00	30.00 - 40.00	50.00 - 70.00	-	50.00 - 60.00	60.00 - 70.00	2500.00 - 2600.00	120.00 - 140.00
Kegalle	-	-	-	-	200.00 - 220.00	-	60.00 - 90.00	80.00 - 100.00	80.00 - 100.00	60.00 - 120.00	2500.00 - 2600.00	130.00 - 150.00
Ampara	60.00 - 60.00	-	-	-	220.00 - 260.00	-	-	-	50.00 - 95.00	-	2400.00 - 2400.00	150.00 - 170.00
Dehiattakandiya	-	-	-	-	200.00 - 220.00	50.00 - 60.00	80.00 - 100.00	-	50.00 - 70.00	-	2500.00 - 2800.00	120.00 - 150.00
Nuwareliya	65.00 - 70.00	25.00 - 30.00	-	-	280.00 - 320.00	46.00 - 50.00	55.00 - 60.00	130.00 - 140.00	40.00 - 45.00	55.00 - 70.00	2750.00 - 2800.00	150.00 - 160.00
Kandy	-	-	-	-	200.00 - 220.00	40.00 - 50.00	40.00 - 50.00	90.00 - 100.00	60.00 - 80.00	50.00 - 60.00	2000.00 - 2500.00	180.00 - 200.00
Puttalam	70.00 - 70.00	-	-	-	180.00 - 250.00	50.00 - 50.00	-	-	60.00 - 100.00	-	3000.00 - 3000.00	-
Hambantota	-	-	-	-	220.00 - 250.00	20.00 - 26.00	33.00 - 36.00	-	-	40.00 - 50.00	2000.00 - 2300.00	150.00 - 150.00
Rathnapura	-	-	-	-	200.00 - 250.00	-	120.00 - 130.00	-	50.00 - 85.00	60.00 - 85.00	2500.00 - 2600.00	140.00 - 160.00
Matara	-	-	-	-	200.00 - 220.00	41.00 - 45.00	70.00 - 80.00	160.00 - 180.00	40.00 - 50.00	45.00 - 55.00	2000.00 - 2100.00	150.00 - 180.00
Galle	-	-	-	-	200.00 - 250.00	50.00 - 65.00	50.00 - 60.00	-	75.00 - 80.00	95.00 - 100.00	2500.00 - 2800.00	120.00 - 130.00
Tissamaharama	-	-	-	-	-	-	-	-	-	-	-	-
Meegoda (DEC)	-	-	-	-	200.00 - 220.00	-	47.00 - 70.00	-	65.00 - 70.00	50.00 - 60.00	1800.00 - 2200.00	140.00 - 150.00
Embilipitiya	90.00 - 120.00	60.00 - 80.00	-	-	200.00 - 240.00	20.00 - 30.00	40.00 - 60.00	140.00 - 160.00	100.00 - 130.00	-	2400.00 - 2700.00	160.00 - 180.00
Jaffna	50.00 - 55.00	-	-	-	130.00 - 150.00	100.00 - 130.00	60.00 - 70.00	-	70.00 - 80.00	-	2700.00 - 2800.00	150.00 - 170.00
Vavuniya	-	-	-	-	160.00 - 180.00	70.00 - 80.00	50.00 - 60.00	-	40.00 - 60.00	-	2300.00 - 2450.00	170.00 - 190.00
Mannar	-	-	-	-	160.00 - 200.00	50.00 - 60.00	40.00 - 50.00	80.00 - 100.00	70.00 - 90.00	120.00 - 140.00	2500.00 - 2800.00	180.00 - 220.00
Killinochchi	-	-	-	-	140.00 - 160.00	-	50.00 - 60.00	-	80.00 - 100.00	-	2400.00 - 2500.00	200.00 - 210.00
Mullaittivu	48.00 - 50.00	-	-	-	150.00 - 170.00	-	42.00 - 45.00	-	-	-	2750.00 - 2850.00	150.00 - 170.00
Batticaloa	-	-	-	-	180.00 - 200.00	70.00 - 75.00	50.00 - 60.00	-	110.00 - 120.00	-	2100.00 - 2200.00	180.00 - 200.00
Trincomalee	70.00 - 74.00	34.00 - 35.00	-	-	160.00 - 170.00	88.00 - 90.00	85.00 - 90.00	84.00 - 86.00	122.00 - 124.00	-	2450.00 - 2500.00	180.00 - 195.00
Veyangoda	-	-	-	-	-	-	-	-	-	-	-	-
Galenbindunuwewa	-	-	-	-	-	-	-	-	-	-	-	-
Bandarawela	-	-	-	-	180.00 - 200.00	40.00 - 60.00	40.00 - 70.00	100.00 - 100.00	80.00 - 90.00	-	2200.00 - 2300.00	180.00 - 200.00
Matale	-	-	-	-	180.00 - 220.00	40.00 - 50.00	45.00 - 50.00	70.00 - 80.00	50.00 - 60.00	50.00 - 60.00	2400.00 - 2500.00	130.00 - 150.00

**Table 09: Selected Markets: Wholesale Price of Fresh Fish & Eggs (Rs/kg & Rs/egg)**

Week 31: 26 July - 01 Aug 2024

Locations	Sea Fish					
	Salaya	Hurulla	Balaya	Kelawalla	Thora	Paraw
Colombo	250.00 – 400.00	700.00 – 800.00	650.00 – 900.00	1300.00 – 1550.00	1900.00 – 2600.00	1250.00 – 1450.00
Kandy	400.00 – 420.00	900.00 – 1000.00	800.00 – 900.00	1250.00 – 1400.00	2200.00 – 2300.00	1300.00 – 1400.00
Kaluthara	-	-	-	-	-	-
Puttalam	-	-	-	-	-	-
Matara	300.00 – 350.00	-	600.00 – 700.00	1100.00 – 1200.00	-	1300.00 – 1500.00
Hambantota	250.00 – 300.00	-	750.00 – 800.00	1500.00 – 1600.00	2000.00 – 2000.00	1000.00 – 1000.00
Galle	-	-	700.00 – 750.00	1000.00 – 1150.00	1000.00 – 1200.00	-
Batticaloa	200.00 – 250.00	600.00 – 700.00	500.00 – 600.00	1000.00 – 1100.00	1400.00 – 1500.00	1100.00 – 1150.00
Trincomalee	340.00 – 380.00	800.00 – 850.00	1050.00 – 1100.00	1800.00 – 1880.00	2000.00 – 2100.00	1760.00 – 1800.00
Mannar	300.00 – 350.00	-	700.00 – 750.00	-	-	1200.00 – 1250.00

Locations	Sea Fish				Eggs	
	Mora	Shrimps	Thalapath	Teppeli	Brown	White
Colombo	950.00 – 1400.00	1750.00 – 1900.00	1600.00 – 2300.00	-	43.00 – 47.00	40.00 – 44.00
Kandy	1200.00 – 1300.00	1700.00 – 1800.00	2000.00 – 2100.00	-	45.00 – 46.00	42.00 – 43.00
Kaluthara	-	-	-	-	-	-
Puttalam	-	-	-	-	-	-
Matara	-	1800.00 – 1900.00	1400.00 – 1500.00	-	48.00 – 51.00	42.00 – 44.00
Hambantota	800.00 – 800.00	1800.00 – 1800.00	-	-	-	43.00 – 45.00
Galle	-	-	-	-	42.50 – 43.00	41.00 – 43.00
Batticaloa	1000.00 – 1100.00	1400.00 – 1500.00	1200.00 – 1300.00	-	47.00 – 48.00	47.00 – 48.00
Trincomalee	1850.00 – 1900.00	1050.00 – 1150.00	-	-	50.00 – 52.00	49.00 – 50.00
Mannar	1700.00 – 1800.00	1100.00 – 1200.00	-	-	44.00 – 45.00	42.00 – 43.00

**Table 10: Selected Markets: Wholesale Price of Dried Fish (Rs/50kg)**

Week 31: 26 July - 01 Aug 2024

Locations	Local Dried Fish					
	Sprats	Kattawa	Thora	Mora	Balaya	Anguluwa
Colombo	80000 – 90000	-	-	87500 – 95000	47500 – 55000	-
Kandy	72500 – 75000	-	-	90000 – 92500	47500 – 50000	52500 – 55000
Batticaloa	40000 – 45000	100000 – 102500	97500 – 100000	105000 – 110000	60000 – 65000	50000 – 52500
Trincomalee	55000 – 56500	-	-	-	53500 – 54000	41800 – 42500
Mannar	50000 – 52500	82500 – 110000	-	85000 – 90000	45000 – 50000	35000 – 37500

Locations	Local Dried Fish			Imported Dried Fish		
	Maduwa	Koduwa	Salaya	Sprats	Kattawa	Thora
Colombo	65000 – 70000	-	14000 – 20000	40000 – 50000	62500 – 67500	-
Kandy	67500 – 70000	-	25000 – 27500	42000 – 45000	69000 – 70000	-
Batticaloa	60000 – 65000	-	25000 – 30000	55000 – 57500	-	-
Trincomalee	50000 – 51000	-	31500 – 32000	43000 – 44000	98750 – 99500	-
Mannar	55000 – 60000	-	30000 – 32500	52500 – 55000	-	-

Locations	Imported Dried Fish					
	Mora	Balaya	Anguluwa	Maduwa	Koduwa	Salaya
Colombo	-	-	70000 – 75000	-	-	-
Kandy	-	-	-	-	-	-
Batticaloa	-	-	-	-	-	-
Trincomalee	-	-	-	-	-	-
Mannar	-	-	-	-	-	-



**Table 12: Selected Markets: Retail Price of Dried Fish (Rs/kg)**

Week 31: 26 July - 01 Aug 2024

LOCATIONS	Dried Fish													
	Sprats-Imported		Kattawa		Thora		Mora		Balaya		Anguluwa		Salaya	
Colombo	1000.00	1400.00	1400.00	2400.00	-	-	2000.00	2800.00	1300.00	2000.00	1800.00	2800.00	600.00	1000.00
Gampaha	1000.00	1120.00	-	-	-	-	1900.00	2000.00	1400.00	1500.00	1350.00	1410.00	-	-
Kurunegala	-	-	-	-	-	-	-	-	-	-	-	-	-	-
Nikaweratiya	1000.00	1200.00	1600.00	1800.00	-	-	2200.00	2200.00	1200.00	1400.00	1800.00	2000.00	600.00	700.00
Dambulla	1000.00	1100.00	2000.00	2200.00	-	-	2100.00	2200.00	1400.00	1500.00	1800.00	2000.00	-	-
Anuradhapura	1000.00	1200.00	1800.00	2400.00	-	-	2000.00	2400.00	1200.00	1600.00	1600.00	2400.00	800.00	1000.00
Thambuththegama	1100.00	1100.00	1700.00	1700.00	-	-	-	-	1200.00	1300.00	1000.00	1200.00	600.00	600.00
Polonnaruwa	-	-	-	-	-	-	-	-	-	-	-	-	-	-
Kaluthara	-	-	-	-	-	-	-	-	-	-	-	-	-	-
Badulla	1200.00	1200.00	2200.00	2200.00	-	-	2200.00	2200.00	1400.00	1400.00	1200.00	1200.00	-	-
Keppetipola	1000.00	1200.00	2350.00	2400.00	-	-	2280.00	2300.00	1350.00	1360.00	2280.00	2300.00	920.00	940.00
Moneragala	1000.00	1200.00	1800.00	1900.00	-	-	2200.00	2300.00	1400.00	1600.00	1900.00	2000.00	800.00	850.00
Kegalle	1000.00	1200.00	2000.00	2200.00	-	-	2000.00	2200.00	1200.00	1300.00	-	-	-	-
Ampara	1100.00	1200.00	1900.00	2600.00	-	-	1900.00	2000.00	1200.00	1700.00	800.00	1000.00	600.00	600.00
Dehiattakandiya	1000.00	1200.00	2400.00	2400.00	-	-	2200.00	2600.00	1300.00	1400.00	1200.00	1600.00	1000.00	1000.00
Nuwaraeliya	1000.00	1200.00	2360.00	2400.00	-	-	2280.00	2300.00	1350.00	1380.00	2300.00	2350.00	850.00	860.00
Kandy	1100.00	1300.00	2100.00	2200.00	-	-	2300.00	2400.00	1400.00	1600.00	2100.00	2200.00	800.00	900.00
Puttalam	1000.00	1150.00	1500.00	2800.00	-	-	1900.00	2200.00	1400.00	1500.00	850.00	2000.00	600.00	720.00
Hambantota	1200.00	1200.00	2000.00	2200.00	4400.00	4400.00	2000.00	2000.00	1400.00	2000.00	2000.00	2000.00	-	-
Rathnapura	1120.00	1200.00	1800.00	2100.00	-	-	2000.00	2200.00	1280.00	1500.00	1800.00	2100.00	-	-
Matara	1000.00	1200.00	1800.00	2000.00	-	-	1900.00	2000.00	1400.00	1600.00	1900.00	2000.00	-	-
Galle	1200.00	1400.00	2200.00	2200.00	-	-	2200.00	2200.00	1300.00	1600.00	1600.00	2000.00	800.00	900.00
Tissamaharama	-	-	-	-	-	-	-	-	-	-	-	-	-	-
Meegoda	1000.00	1200.00	1600.00	2400.00	-	-	2000.00	2200.00	1200.00	1400.00	1600.00	2000.00	600.00	800.00
Embilipitiya	1200.00	1300.00	2200.00	2350.00	-	-	2000.00	2250.00	1500.00	1800.00	2100.00	2250.00	700.00	950.00
Jaffna	1000.00	1100.00	2200.00	2400.00	3100.00	3250.00	2150.00	2300.00	1280.00	1350.00	1200.00	1300.00	-	-
Vavuniya	-	-	1700.00	1800.00	-	-	2000.00	2150.00	1400.00	1500.00	1200.00	1300.00	800.00	900.00
Mannar	1100.00	1200.00	1800.00	2400.00	-	-	1900.00	2000.00	1100.00	1200.00	800.00	900.00	700.00	800.00
Killinochchi	1000.00	1100.00	2450.00	2500.00	-	-	1900.00	2000.00	1500.00	1600.00	1200.00	1300.00	900.00	950.00
Mullaittivu	1350.00	1450.00	2200.00	2300.00	-	-	-	-	-	-	-	-	600.00	700.00
Batticaloa	1000.00	1100.00	2150.00	2200.00	-	-	2300.00	2400.00	1400.00	1500.00	1200.00	1200.00	700.00	800.00
Trincomalee	1000.00	1080.00	2300.00	2360.00	-	-	-	-	1340.00	1400.00	1050.00	1100.00	740.00	800.00
Veyangoda	-	-	-	-	-	-	-	-	-	-	-	-	-	-
Galenbindunuwewa	-	-	-	-	-	-	-	-	-	-	-	-	-	-
Bandarawela	1000.00	1100.00	1700.00	1800.00	-	-	2000.00	2100.00	1400.00	1500.00	-	-	800.00	950.00
Matale	1000.00	1200.00	2200.00	2300.00	-	-	2300.00	2400.00	1500.00	1600.00	2200.00	2300.00	700.00	780.00



**Table 13: Selected Markets: Retail Price of Meat (Rs/kg)**

Week 31: 26 July - 01 Aug 2024

LOCATIONS	Meat		Meat (Chicken)		Meat					
	Beef		Broiler	Curry	Mutton	Pork				
Colombo	2500.00	- 2600.00	1100.00	- 1200.00	1150.00	- 1450.00	3300.00	- 3500.00	1200.00	- 1500.00
Gampaha	-		1100.00	- 1200.00	-		-		-	
Kurunegala	-		-		-		-		-	
Nikaweratiya	2100.00	- 2200.00	1090.00	- 1100.00	-		-		1280.00	- 1280.00
Dambulla	-		1150.00	- 1180.00	-		-		1400.00	- 1500.00
Anuradhapura	2300.00	- 2400.00	1050.00	- 1200.00	1300.00	- 1350.00	-		1300.00	- 1450.00
Thambuththegama	-		-		-		-		-	
Polonnaruwa	-		-		-		-		-	
Kaluthara	-		-		-		-		-	
Badulla	2100.00	- 2100.00	1200.00	- 1250.00	-		2900.00	- 2900.00	-	
Keppetipola	2100.00	- 2200.00	1100.00	- 1200.00	1260.00	- 1300.00	3000.00	- 3100.00	-	
Moneragala	2300.00	- 2300.00	1100.00	- 1350.00	1550.00	- 1650.00	-		1500.00	- 1600.00
Kegalle	2300.00	- 2300.00	1090.00	- 1190.00	-		3100.00	- 3100.00	1450.00	- 1550.00
Ampara	-		-		-		-		1650.00	- 1700.00
Dehiattakandiya	-		1180.00	- 1200.00	-		-		1290.00	- 1400.00
Nuwaraeliya	2200.00	- 2300.00	1160.00	- 1240.00	1240.00	- 1320.00	3200.00	- 3300.00	1400.00	- 1450.00
Kandy	2200.00	- 2200.00	1000.00	- 1020.00	1200.00	- 1225.00	3100.00	- 3200.00	1400.00	- 1450.00
Puttalam	2400.00	- 2400.00	1100.00	- 1100.00	1500.00	- 1500.00	3600.00	- 3600.00	-	
Hambantota	-		1200.00	- 1200.00	1200.00	- 1200.00	-		-	
Rathnapura	2400.00	- 2400.00	1140.00	- 1200.00	1350.00	- 1400.00	3200.00	- 3200.00	1300.00	- 1300.00
Matara	-		1150.00	- 1180.00	-		-		-	
Galle	2400.00	- 2400.00	1100.00	- 1200.00	1350.00	- 1400.00	3200.00	- 3300.00	-	
Tissamaharama	-		-		-		-		-	
Meegoda	-		1080.00	- 1150.00	1350.00	- 1400.00	-		1250.00	- 1250.00
Embilipitiya	2150.00	- 2200.00	1000.00	- 1100.00	1200.00	- 1320.00	2900.00	- 3000.00	1450.00	- 1600.00
Jaffna	2000.00	- 2100.00	1200.00	- 1250.00	1500.00	- 1550.00	3450.00	- 3600.00	-	
Vavuniya	2000.00	- 2150.00	1300.00	- 1400.00	1500.00	- 1600.00	2900.00	- 3150.00	-	
Mannar	2000.00	- 2200.00	1080.00	- 1200.00	1600.00	- 1700.00	-		-	
Killinochchi	2000.00	- 2050.00	1250.00	- 1300.00	1650.00	- 1700.00	3400.00	- 3500.00	-	
Mullaittivu	1700.00	- 1750.00	1300.00	- 1350.00	-		-		-	
Batticaloa	1950.00	- 2000.00	1180.00	- 1200.00	1500.00	- 1600.00	3450.00	- 3500.00	-	
Trincomalee	2130.00	- 2150.00	1150.00	- 1200.00	1860.00	- 1900.00	3450.00	- 3500.00	-	
Veyangoda	-		-		-		-		-	
Galenbindunuwewa	-		-		-		-		-	
Bandarawela	-		1150.00	- 1200.00	1500.00	- 1600.00	2800.00	- 2800.00	-	
Matale	2000.00	- 2200.00	1100.00	- 1160.00	1300.00	- 1400.00	2900.00	- 3000.00	1400.00	- 1600.00

**Table 14: Colombo: Wholesale Prices (Rs/kg or Rs/piece)**

Week 31: 26 July - 01 Aug 2024

COMMODITY	Range	Average Price			Change Compared to		COMMODITY	Range	Average Price			Change Compared to	
		This Week	Last Week	Last Year	Last Week (%)	Last Year (%)			This Week	Last Week	Last Year	Last Week (%)	Last Year (%)
<b><u>Rice</u></b>													
<b>Local</b>													
Samba 1	235.00 - 240.00	235.80	236.80	207.50	-0.42	13.64	Large	100.00 - 110.00	106.25	105.00	96.25	1.19	10.39
Samba 2	225.00 - 230.00	229.13	229.22	198.50	-0.04	15.43	Small	90.00 - 95.00	92.86	87.22	80.00	6.46	16.07
Keeri Samba	260.00 - 315.00	287.50	290.00	257.50	-0.86	11.65	<b><u>Fruits (Rs/fruit)</u></b>						
Nadu 1	210.00 - 215.00	211.70	211.90	179.50	-0.09	17.94	<b>Plantain</b>						
Nadu 2	205.00 - 207.00	206.33	206.00	170.00	0.16	21.37	Ambul (Rs/kg)	150.00 - 200.00	173.00	190.91	137.69	-9.38	25.64
Raw (Red)	190.00 - 200.00	195.80	194.44	146.00	0.70	34.11	Kolikuttu (Rs/kg)	450.00 - 500.00	480.00	467.27	386.67	2.72	24.14
Raw (White)	198.00 - 210.00	202.00	202.78	168.00	-0.38	20.24	Seeni (Rs/kg)	120.00 - 170.00	140.00	154.55	123.64	-9.41	13.24
<b>Imported</b>													
Samba	275.00 - 285.00	280.71	283.13	219.29	-0.85	28.01	Anamalu	32.00 - 40.00	36.00	35.45	21.00	1.54	71.43
Nadu							Ambun	37.00 - 45.00	41.00	40.18	28.83	2.04	42.20
Raw (Red)							Papaw(Rs/kg)	130.00 - 170.00	155.00	145.00	112.14	6.90	38.22
Raw (White)			185.83				Passion Fruit	35.00 - 50.00	40.20	33.89	39.56	18.62	1.63
<b><u>Dried Chillies</u></b>													
Imported	700.00 - 800.00	750.00	792.22	1065.00	-5.33	-29.58	Pineapple Large	570.00 - 600.00	587.50	565.00	953.33	3.98	-38.37
<b><u>Onion</u></b>													
Sinnan	160.00 - 200.00	185.00	196.25		-5.73		Pineapple Medium	470.00 - 500.00	487.50	477.50	723.33	2.09	-32.60
Vedalan	320.00 - 420.00	375.00	293.57	310.00	27.74	20.97	Pineapple Small	340.00 - 370.00	357.50	335.00	553.33	6.72	-35.39
Imported	220.00 - 320.00	255.00	247.22		3.15		<b>Mango</b>						
<b><u>Big Onion</u></b>													
Imported	130.00 - 210.00	173.33	188.33	113.50	-7.96	52.72	Betti						
<b>Local</b>													
							Karthakolomban	200.00 - 260.00	227.78	176.00	119.17	29.42	91.14
<b><u>Potato</u></b>													
Welimada							Vilad	100.00 - 120.00	106.67	78.75	75.00	35.45	42.22
N'Eliya	400.00 - 420.00	406.67	369.00	338.33	10.21	20.20	Kohu						
Imported	160.00 - 240.00	196.25	224.38	175.00	-12.53	12.14	<b><u>Other</u></b>						
<b><u>Pulses</u></b>													
Green Gram	700.00 - 850.00	783.33	768.75	932.00	1.90	-15.95	Wood Apple	30.00 - 40.00	34.90	42.27	65.00	-17.44	-46.31
Cowpea (White)	750.00 - 850.00	808.33	771.25	818.75	4.81	-1.27	Orange	90.00 - 110.00	101.00	100.00	48.75	1.00	107.18
Cowpea (Red)	700.00 - 750.00	725.00	757.14	870.00	-4.25	-16.67	Avocado	70.00 - 130.00	97.27	110.00	61.54	-11.57	58.07
Red Dhal	270.00 - 285.00	276.25	281.88	292.00	-2.00	-5.39	Slime Apple	50.00 - 55.00	53.00	48.00	27.11	10.42	95.49
<b><u>Vegetable</u></b>													
							Grapes (Imp., Rs/kg)	1150.00 - 1200.00	1161.11	1168.75	1100.00	-0.65	5.56
Beans (Butter)							King Coconut	140.00 - 180.00	165.00	186.67	110.00	-11.61	50.00
Beans(Green)	350.00 - 600.00	480.00	625.00	297.00	-23.20	61.62	<b><u>Sea Fish</u></b>						
Carrot	200.00 - 270.00	246.00	346.00	362.00	-28.90	-32.04	Salaya	250.00 - 400.00	308.33	303.33	469.00	1.65	-34.26
Leeks	250.00 - 400.00	326.00	376.00	127.00	-13.30	156.69	Hurulla	700.00 - 800.00	759.17	765.83	760.00	-0.87	-0.11
Beetroot	250.00 - 300.00	276.00	336.00	192.50	-17.86	43.38	Balaya	650.00 - 900.00	760.83	746.67	922.00	1.90	-17.48
Knolkhol	80.00 - 180.00	128.00	190.00	84.00	-32.63	52.38	Kelawalla	1300.00 - 1550.00	1410.83	1375.83	1451.00	2.54	-2.77
Raddish	50.00 - 80.00	62.00	84.00	57.00	-26.19	8.77	Thora	1900.00 - 2600.00	2287.50	2525.00	2685.00	-9.41	-14.80
Cabbage	200.00 - 300.00	258.00	244.00	130.00	5.74	98.46	Paraw	1250.00 - 1450.00	1355.00	1347.50	1409.00	0.56	-3.83
Tomato	180.00 - 250.00	208.00	318.00	213.00	-34.59	-2.35	Mora	950.00 - 1400.00	1175.83	1050.00	1077.00	11.98	9.18
Ladies Fingers	80.00 - 120.00	100.00	147.00	90.00	-31.97	11.11	Shrimps	1750.00 - 1900.00	1823.33	1800.00	1679.00	1.30	8.60
Brinjal	200.00 - 300.00	250.00	213.00	322.00	17.37	-22.36	Thalapath	1600.00 - 2300.00	1941.67	1837.50	1890.00	5.67	2.73
Capsicum	700.00 - 900.00	815.00	728.00	320.00	11.95	154.69	<b><u>Eggs</u></b>						
Pumpkin	120.00 - 150.00	135.00	202.00	124.00	-33.17	8.87	Brown	43.00 - 47.00	45.19	49.88	52.00	-9.40	-13.10
Cucumber	30.00 - 50.00	40.00	68.00	67.00	-41.18	-40.30	White	40.00 - 44.00	42.31	46.88	51.75	-9.73	-18.24
Bitter Gourd	150.00 - 200.00	170.00	202.00	208.00	-15.84	-18.27	<b><u>Dried Fish</u></b>						
Snake Gourd	160.00 - 200.00	179.00	180.00	135.00	-0.56	32.59	Sprats	1600.00 - 1800.00	1739.17	1650.00	2193.00	5.40	-20.69
Drumstick	50.00 - 200.00	124.29	320.83	231.67	-61.26	-46.35	Sprats (Imported)	800.00 - 1000.00	909.17	870.83	995.00	4.40	-8.63
Luffa	180.00 - 220.00	202.00	212.00	117.00	-4.72	72.65	Kattawa						
Long Beans	100.00 - 300.00	187.00	278.00	162.00	-32.73	15.43	Kattawa (Imported)	1250.00 - 1350.00	1301.67	1342.50	1655.00	-3.04	-21.35
Ash Plantain	200.00 - 230.00	219.00	210.00	154.00	4.29	42.21	Thora						
Green Chillies	400.00 - 550.00	472.00	565.00	360.00	-16.46	31.11	Thora (Imported)						
Lime	400.00 - 500.00	445.00	455.00	295.00	-2.20	50.85	Mora	1750.00 - 1900.00	1862.73	1851.67	1838.00	0.60	1.35
<b><u>Root Crops</u></b>													
Sweet Potato	120.00 - 150.00	135.00	146.00	98.00	-7.53	37.76	Mora (Imported)						
Manioc	100.00 - 120.00	112.00	112.00	148.00	0.00	-24.32	Balaya	950.00 - 1100.00	1015.00	1118.33	1525.00	-9.24	-33.44
<b><u>Leafy Vegetable</u></b>													
Mukunuwenna	35.00 - 40.00	36.88	45.00	45.00	-18.06	-18.06	Balaya (Imported)						
Kankun	35.00 - 40.00	36.88	45.00	45.00	-18.06	-18.06	Anguluwa						
Gotukola (Rs/kg)	300.00 - 320.00	307.50	290.00	290.00	6.03	6.03	Anguluwa (Imported)	1400.00 - 1500.00	1455.83	1425.83	1570.00	2.10	-7.27
							Maduwa	1300.00 - 1400.00	1353.33	1329.17	1487.00	1.82	-8.99
							Maduwa (Imported)						
							Koduwa						
							Koduwa (Imported)						
							Salaya	280.00 - 400.00	330.83	352.50	842.00	-6.15	-60.71
							Salaya (Imported)						

This Week: Week 31: 26 July - 01 Aug 2024  
 Last Week: Week 30: 19 - 25 July 2024

**Table 15: Colombo &Suburbs: Retail Prices (Rs/kg or Rs/piece)**

Week 31: 26 July - 01 Aug 2024

COMMODITY	Range	Average Price			Change Compared to		COMMODITY	Range	Average Price			Change Compared to							
		This Week	Last Week	Last Year	Last Week (%)	Last Year (%)			This Week	Last Week	Last Year	Last Week (%)	Last Year (%)						
<u>Rice</u>							<u>Coconut</u>												
<b>Local</b>							Large						110.00	135.00	125.91	123.96	112.11	1.95	12.31
Samba 1	230.00 - 270.00	251.32	251.76	228.64	-0.45	9.92	Small						100.00	110.00	105.00	104.25	91.88	0.75	14.29
Samba 2	-	-	-	214.21	-	-													
Keeri Samba	320.00 - 370.00	352.86	354.50	269.12	-1.64	31.12	<u>Fruits (Rs/fruit)</u>												
Nadu 1	220.00 - 230.00	224.38	224.78	217.27	-0.41	3.27	<b>Plantain</b>												
Nadu 2	-	-	-	197.08	-	-	Ambul (Rs/kg)						200.00	300.00	234.62	237.43	195.63	-2.81	19.93
Raw (Red)	200.00 - 220.00	208.33	205.65	162.76	2.68	28.00	Kolikutu (Rs/kg)						500.00	650.00	563.93	540.00	467.67	23.93	20.58
Raw (White)	210.00 - 220.00	215.42	216.54	183.75	-1.12	17.23	Seeni (Rs/kg)						200.00	280.00	221.88	224.19	194.84	-2.32	13.88
<b>Imported</b>							Anamalu						40.00	54.00	46.17	45.29	33.56	0.89	37.60
Samba	290.00 - 300.00	294.13	294.29	231.67	-0.16	26.96	Ambun						56.00	80.00	67.65	66.33	43.89	1.32	54.13
Nadu	-	-	-	-	-	-	Papaw(Rs/kg)						180.00	300.00	243.13	242.33	215.76	0.79	12.68
Raw (Red)	-	-	-	-	-	-	Passion Fruit						50.00	90.00	74.33	73.00	57.63	1.33	28.99
Raw (White)	-	-	-	211.07	-	-	Pineapple Large						650.00	900.00	757.20	680.50	1113.06	76.70	-31.97
<u>Dried Chillies</u>							Pineapple Medium						520.00	700.00	599.55	536.40	850.00	63.15	-29.47
Imported	800.00 - 1200.00	1002.17	1030.00	1300.00	-27.83	-22.91	Pineapple Small						400.00	560.00	477.39	412.69	650.00	64.70	-26.56
<u>Onion</u>							<b>Mango</b>												
Sinnan							Betti												
Vedalan	480.00 - 600.00	522.86	520.00	543.53	2.86	-3.80	Karthakolomban						300.00	400.00	370.00	260.00	165.71	110.00	123.28
Imported	400.00 - 450.00	424.44	420.00	433.08	4.44	-1.99	Vilad						160.00	160.00	160.00	100.00	114.62	60.00	39.60
<u>Big Onion</u>							Kohu												
Imported	180.00 - 300.00	252.07	277.60	142.59	-25.53	76.78	<u>Other</u>												
Local							Wood Apple						50.00	120.00	90.91	111.20	100.19	-20.29	-9.27
<u>Potato</u>							Orange						130.00	200.00	155.38	170.83	90.00	-15.45	72.65
Welimada	-	-	-	-	-	-	Avocado						100.00	200.00	166.82	173.46	95.00	-6.64	75.60
N'Eliya	450.00 - 560.00	510.00	498.46	428.75	11.54	18.95	Slime Apple						100.00	140.00	124.12	111.47	79.76	12.65	55.61
Imported	240.00 - 320.00	274.29	299.47	230.77	-25.19	18.86	Grapes (Imp., Rs/kg)						1600.00	2800.00	2165.00	2176.19	2190.48	-11.19	-1.16
<u>Pulses</u>							King Coconut						160.00	260.00	208.85	211.92	145.56	-3.08	43.48
Green Gram	1000.00 - 1500.00	1255.00	1245.45	1203.20	9.55	4.31	<u>Sea Fish</u>												
Cowpea (White)	850.00 - 1200.00	1056.82	1017.39	1006.43	39.43	5.01	Salaya						360.00	700.00	570.53	481.58	773.60	88.95	-26.25
Cowpea (Red)	800.00 - 1200.00	1023.60	1036.00	1056.00	-12.40	-3.07	Hurulla						800.00	980.00	906.00	862.00	1040.00	44.00	-12.88
Red Dhal	300.00 - 360.00	325.22	328.00	324.66	-2.78	0.17	Balaya						900.00	1400.00	1100.00	937.14	1573.89	162.86	-30.11
<u>Vegetable</u>							Kelawalla						1500.00	3600.00	2337.50	2071.88	2553.33	265.63	-8.45
Beans (Butter)	-	-	-	-	-	-	Thora						2200.00	4000.00	3253.85	3395.83	3869.23	-141.99	-15.90
Beans(Green)	480.00 - 800.00	645.71	741.25	423.78	-95.54	52.37	Paraw						1550.00	2600.00	2171.43	2153.57	2574.12	17.86	-15.64
Carrot	340.00 - 600.00	441.85	505.48	489.14	-63.63	-9.67	Mora						1500.00	1800.00	1610.00	1393.75	2312.50	216.25	-30.38
Leeks	350.00 - 600.00	470.38	545.00	261.05	-74.62	80.19	Shrimps						1800.00	2300.00	2064.29	2031.33	1898.18	32.95	8.75
Beetroot	400.00 - 600.00	468.46	531.00	315.14	-62.54	48.65	Thalapat						2500.00	3200.00	3010.71	2922.73	3118.52	87.99	-3.46
Knolkhol	200.00 - 480.00	330.38	357.93	236.57	-27.55	39.66	<u>Eggs</u>												
Raddish	100.00 - 320.00	211.85	244.52	184.00	-32.66	15.14	Brown						45.00	50.00	48.62	51.71	53.00	-3.10	-8.27
Cabbage	320.00 - 480.00	425.77	417.59	250.57	8.18	69.92	White						42.00	48.00	45.92	49.69	53.26	-3.76	-13.78
Tomato	280.00 - 480.00	396.92	522.59	360.27	-125.67	10.17	<u>Dried Fish</u>												
Ladies Fingers	200.00 - 360.00	288.57	309.66	234.44	-21.08	23.09	Sprats						1900.00	2400.00	2285.71	2184.62	2323.53	101.10	-1.63
Brijjal	320.00 - 480.00	397.50	370.00	460.57	27.50	-13.69	Sprats (Imported)						1000.00	1400.00	1223.53	1200.00	1248.39	23.53	-1.99
Capsicum	900.00 - 1500.00	1200.00	987.33	484.72	212.67	147.56	Kattawa						1400.00	2400.00	2073.68	2126.67	2455.17	-52.98	-15.54
Pumpkin	200.00 - 360.00	298.97	327.10	206.76	-28.13	44.59	Thora						-	-	-	-	-	-	-
Cucumber	100.00 - 260.00	191.07	209.06	149.39	-17.99	27.90	Mora						2000.00	2800.00	2441.18	2366.67	2376.00	74.51	2.74
Bitter Gourd	240.00 - 600.00	394.00	484.67	376.06	-90.67	4.77	Balaya						1300.00	2000.00	1622.22	1611.11	2008.70	11.11	-19.24
Snake Gourd	240.00 - 480.00	350.74	371.00	267.14	-20.26	31.29	Anguluwa						1800.00	2800.00	2200.00	2125.00	2310.00	75.00	-4.76
Drumstick	200.00 - 480.00	370.38	652.07	344.84	-281.68	7.41	Maduwa						1400.00	1400.00	1400.00	1400.00	2360.00	0.00	-40.68
Luffa	300.00 - 520.00	403.79	448.93	265.00	-45.14	52.37	Koduwa						-	-	-	-	-	-	-
Long Beans	280.00 - 480.00	388.93	484.07	284.52	-95.15	36.70	Salaya						600.00	1000.00	863.64	900.00	1168.18	-36.36	-26.07
Ash Plantain	280.00 - 480.00	366.15	363.10	273.51	3.05	33.87	<u>Meat</u>												
Green Chillies	550.00 - 900.00	744.44	839.00	652.89	-94.56	14.02	Beef (without Bones)						2500.00	2600.00	2520.00	2514.29	2325.00	5.71	8.39
Lime	560.00 - 1200.00	837.04	842.00	548.00	-4.96	52.74	Chicken (Broiler)						1100.00	1200.00	1182.86	1176.43	1460.83	6.43	-19.03
<u>Root Crops</u>							Chicken (Curry)						1150.00	1450.00	1264.29	1225.71	1547.27	38.57	-18.29
Sweet Potato	200.00 - 340.00	281.48	288.33	194.00	-6.85	45.09	Mutton						3300.00	3500.00	3388.89	3412.50	3255.56	-23.61	4.10
Manioc	160.00 - 240.00	206.92	200.74	195.88	6.18	5.64	Pork						1200.00	1500.00	1380.00	1366.67	1566.67	13.33	-11.91
<u>Leafy Vegetable</u>																			
Mukunuwenna	60.00 - 80.00	75.26	77.78	71.82	-2.51	4.80													
Kankun	60.00 - 80.00	75.00	77.78	71.88	-2.78	4.35													
Gotukola	120.00 - 140.00	121.18	115.83	102.78	5.34	17.90													

This Week: Week 31: 26 July - 01 Aug 2024  
 Last Week: Week 30: 19 - 25 July 2024

**Table 16: Farmgate/Producer Prices of Food Commodities in Selected Producing Areas (Rs/kg)**

Week 31: 26 July - 01 Aug 2024

COMMODITY	Range	Average Price	COMMODITY	Range	Average Price	COMMODITY	Range	Average Price
<b><u>Paddy</u></b>			<b><u>Vegetable (Up Country)</u></b>			<b><u>Snake Gourd</u></b>		
<b>Short Grain</b>			<b>Beans</b>			Dambulla	110.00 - 120.00	116.00
A'pura	110.00 - 115.00	112.00	Dambulla	490.00 - 520.00	502.50	Hambantota	200.00 - 200.00	200.00
P'naruwa	-		Welimada	500.00 - 540.00	512.00	Embilipitiya	180.00 - 200.00	190.00
Kalawewa	110.00 - 113.00	111.00	Badulla	450.00 - 500.00	475.00	Matara	-	
Kurunegala	-		<b>Carrot</b>			A'pura	180.00 - 200.00	188.00
Dehiattakandiya	112.00 - 115.00	113.67	N'Eliya	280.00 - 295.00	289.00	<b>Luffa</b>		
Nikaweratiya	117.00 - 120.00	118.20	Welimada	220.00 - 240.00	230.00	Dambulla	172.50 - 190.00	183.75
Ampara	113.00 - 114.00	113.50	Hanguranketha	-		Hambantota	-	
<b>Long Grain (White)</b>			<b>Leeks</b>			Embilipitiya	220.00 - 240.00	230.00
A'pura	112.00 - 117.00	114.00	N'Eliya	325.00 - 335.00	330.00	Matara	-	
P'naruwa	-		Welimada	280.00 - 310.00	296.00	A'pura	200.00 - 220.00	208.00
Kalawewa	112.00 - 117.00	114.20	<b>Beetroot</b>			<b>Green Chillies</b>		
Kurunegala	-		N'Eliya	185.00 - 195.00	191.00	Dambulla	380.00 - 400.00	392.00
Dehiattakandiya	115.00 - 117.00	116.00	Dambulla	240.00 - 260.00	250.00	Hambantota	500.00 - 500.00	500.00
Embilipitiya	-		Kurunegala	-		Embilipitiya	550.00 - 630.00	596.00
Nikaweratiya	115.00 - 118.00	117.20	Welimada	200.00 - 220.00	214.00	Puttalam	-	
Hambantota	-		Hanguranketha	-		A'pura	550.00 - 600.00	570.00
Ampara	112.00 - 114.00	113.00	<b>Knol Khol</b>			<b>Pumpkin</b>		
<b>Long Grain (Red)</b>			N'Eliya	125.00 - 140.00	132.00	Dambulla	90.00 - 120.00	106.00
Matara	114.00 - 116.00	115.00	Welimada	120.00 - 130.00	126.00	Hambantota	-	
Hambantota	110.00 - 115.00		Hanguranketha	-		Embilipitiya	120.00 - 160.00	140.00
Embilipitiya	109.00 - 111.00	110.00	<b>Raddish</b>			Matara	90.00 - 110.00	102.50
<b>Keeri Samba</b>			N'Eliya	55.00 - 65.00	59.00	A'pura	100.00 - 120.00	112.00
A'pura	115.00 - 120.00	117.00	Welimada	35.00 - 45.00	39.00	Moneragala	120.00 - 140.00	128.00
P'naruwa	-		Hambantota	-		<b>Cucumber</b>		
Kalawewa	-		Hanguranketha	-		A'pura	50.00 - 60.00	54.00
Kurunegala	-		<b>Cabbage</b>			Dambulla	20.00 - 30.00	25.00
Dehiattakandiya	112.00 - 113.00	112.33	N'Eliya	275.00 - 285.00	281.00	Hambantota	-	
<b>Red Onion</b>			Welimada	225.00 - 240.00	233.00	Matara	30.00 - 40.00	33.75
Puttalam	150.00 - 200.00	183.33	Badulla	-		<b>Long Beans</b>		
Jaffna	280.00 - 320.00	302.00	Hanguranketha	-		Dambulla	190.00 - 210.00	200.00
<b>Big Onion</b>			<b>Tomato</b>			Hambantota	200.00 - 220.00	210.00
Dambulla	-		Welimada	120.00 - 130.00	127.00	Embilipitiya	200.00 - 220.00	207.50
Kalawewa	-		Hambantota	-		Matara	180.00 - 200.00	192.50
A'pura	-		Dambulla	145.00 - 157.50	150.50	A'pura	200.00 - 220.00	208.00
<b>Potato</b>			Hanguranketha	-		<b>Ash Plantain</b>		
N'Eliya	360.00 - 370.00	365.00	<b>Vegetable (Low Country)</b>			Hambantota	-	
Badulla	-		<b>Ladies Fingers</b>			Embilipitiya	150.00 - 170.00	160.00
Welimada	330.00 - 340.00	335.00	A'pura	80.00 - 100.00	88.00	Matara	105.00 - 120.00	112.50
<b>Pulses</b>			Dambulla	76.00 - 90.00	84.00	<b>Lime</b>		
<b>Green Gram</b>			Hambantota	90.00 - 100.00	95.00	Hambantota	-	
Hambantota	-		Embilipitiya	80.00 - 100.00	92.50	Embilipitiya	300.00 - 320.00	307.50
Moneragala	550.00 - 580.00	562.00	Matara	85.00 - 100.00	93.75	Moneragala	380.00 - 400.00	388.00
Embilipitiya	600.00 - 620.00	610.00	<b>Brinjal</b>			<b>Fruits (Rs/kg)</b>		
Nikaweratiya	550.00 - 600.00	575.00	A'pura	200.00 - 220.00	208.00	<b>Banana</b>		
A'pura	600.00 - 650.00	625.00	Dambulla	190.00 - 220.00	207.00	<b>Ambul</b>		
<b>Cowpea</b>			Hambantota	250.00 - 250.00	250.00	Moneragala	80.00 - 90.00	84.00
Hambantota	-		Embilipitiya	150.00 - 180.00	165.00	Embilipitiya	90.00 - 110.00	100.00
Nikaweratiya	550.00 - 600.00	583.33	Matara	200.00 - 230.00	212.50	Hambantota	100.00 - 120.00	110.00
Moneragala	600.00 - 630.00	612.00	Welimada	165.00 - 185.00	177.00	<b>Kolikuttu</b>		
Embilipitiya	700.00 - 720.00	710.00	<b>Capsicum</b>			Moneragala	200.00 - 250.00	220.00
<b>Maize</b>			Badulla	-		Embilipitiya	320.00 - 350.00	335.00
A'pura	-		Welimada	750.00 - 780.00	763.33	Hambantota	-	
Kalawewa	100.00 - 125.00	115.00	<b>Bitter Gourd</b>			<b>Papaw</b>		
<b>Gingelly</b>			A'pura	280.00 - 300.00	288.00	Moneragala	80.00 - 90.00	84.00
A'pura	500.00 - 520.00	510.00	Dambulla	125.00 - 135.00	130.00	Embilipitiya	130.00 - 150.00	142.50
Kalawewa	-		Hambantota	-		Hambantota	-	
<b>Black Gram</b>			Embilipitiya	240.00 - 320.00	277.50	<b>Pineapple</b>		
A'pura	-		Matara	230.00 - 250.00	240.00	Divulapitiya	-	
Kalawewa	-							

**Annex 01 - Colombo Markets: Retail Prices of Rice and Subsidiary Food Crops (Rs/kg)**

**Week 31: 26 July - 01 Aug 2024**

28

<b>CROP</b>	<b>PELIYAGODA</b>	<b>MAHARAGAMA</b>	<b>KIRULAPONE</b>	<b>NUGEGODA</b>	<b>NARAHENPITA</b>	<b>DEMATAGODA</b>	<b>THOTALANGA</b>	<b>KADAWATHA</b>	<b>KIRIBATHGODA</b>
<b><u>Rice</u></b>									
<b>Local</b>									
Samba 1	230.00 - 260.00	230.00 - 270.00	230.00 - 270.00	230.00 - 260.00	260.00 - 270.00	230.00 - 270.00	230.00 - 270.00	230.00 - 260.00	230.00 - 270.00
Samba 2	-	-	-	-	-	-	-	-	-
Keeri Samba	340.00 - 350.00	350.00 - 360.00	320.00 - 360.00	360.00 - 370.00	360.00 - 360.00	350.00 - 360.00	330.00 - 360.00	370.00 - 370.00	350.00 - 370.00
Nadu 1	220.00 - 220.00	220.00 - 230.00	220.00 - 230.00	220.00 - 230.00	220.00 - 230.00	220.00 - 230.00	220.00 - 230.00	220.00 - 230.00	220.00 - 230.00
Nadu 2	-	-	-	-	-	-	-	-	-
Raw (Red)	200.00 - 210.00	200.00 - 210.00	200.00 - 210.00	200.00 - 210.00	210.00 - 210.00	210.00 - 220.00	200.00 - 220.00	200.00 - 210.00	200.00 - 220.00
Raw (White)	210.00 - 220.00	220.00 - 220.00	210.00 - 220.00	210.00 - 220.00	210.00 - 220.00	210.00 - 220.00	210.00 - 220.00	210.00 - 220.00	210.00 - 220.00
<b>Imported</b>									
Samba	290.00 - 300.00	300.00 - 300.00	300.00 - 300.00	290.00 - 300.00	290.00 - 300.00	290.00 - 300.00	290.00 - 300.00	290.00 - 290.00	290.00 - 295.00
Nadu	-	-	-	-	-	-	-	-	-
Raw (Red)	-	-	-	-	-	-	-	-	-
Raw (White)	-	-	-	-	-	-	-	-	-
<b><u>Dried Chillies</u></b>									
Imported	800.00 - 850.00	1000.00 - 1200.00	950.00 - 1200.00	900.00 - 1200.00	950.00 - 1200.00	950.00 - 1100.00	900.00 - 1000.00	1000.00 - 1000.00	1000.00 - 1000.00
<b><u>Red Onion</u></b>									
Sinnan	-	-	-	-	-	-	-	-	-
Vedalan	480.00 - 480.00	540.00 - 600.00	480.00 - 480.00	560.00 - 600.00	-	480.00 - 480.00	480.00 - 480.00	480.00 - 480.00	480.00 - 480.00
Imported	430.00 - 430.00	450.00 - 450.00	-	-	400.00 - 440.00	400.00 - 400.00	450.00 - 450.00	400.00 - 400.00	400.00 - 400.00
<b><u>Big Onion</u></b>									
Imported	180.00 - 280.00	300.00 - 300.00	180.00 - 260.00	280.00 - 300.00	280.00 - 300.00	200.00 - 280.00	200.00 - 280.00	180.00 - 280.00	180.00 - 260.00
Local	-	-	-	-	-	-	-	-	-
<b><u>Potato</u></b>									
Welimada	-	-	-	-	-	-	-	-	-
N'Eliya	450.00 - 450.00	560.00 - 560.00	480.00 - 520.00	560.00 - 560.00	520.00 - 520.00	-	480.00 - 480.00	480.00 - 480.00	480.00 - 540.00
Imported	240.00 - 260.00	260.00 - 260.00	240.00 - 260.00	260.00 - 260.00	320.00 - 320.00	280.00 - 320.00	280.00 - 300.00	280.00 - 300.00	280.00 - 280.00
<b><u>Pulses</u></b>									
Green Gram	1000.00 - 1000.00	1200.00 - 1500.00	1000.00 - 1400.00	1000.00 - 1400.00	1200.00 - 1400.00	1100.00 - 1300.00	1100.00 - 1200.00	1200.00 - 1400.00	1400.00 - 1500.00
Cowpea (White)	900.00 - 950.00	1000.00 - 1100.00	1000.00 - 1200.00	1000.00 - 1200.00	950.00 - 1200.00	950.00 - 1200.00	850.00 - 1200.00	850.00 - 1200.00	1100.00 - 1200.00
Cowpea (Red)	800.00 - 950.00	1000.00 - 1100.00	1000.00 - 1200.00	1000.00 - 1200.00	920.00 - 1200.00	920.00 - 1200.00	850.00 - 1200.00	850.00 - 1200.00	1100.00 - 1200.00
Red Dhal	300.00 - 320.00	360.00 - 360.00	300.00 - 320.00	320.00 - 360.00	310.00 - 360.00	310.00 - 350.00	300.00 - 320.00	320.00 - 340.00	340.00 - 360.00



**Annex 03 - Colombo Markets: Retail Prices of Fruits (Rs/fruit)**

**Week 31: 26 July - 01 Aug 2024**

30

CROP	PELIYAGODA	MAHARAGAMA	KIRULAPONE	NUGEGODA	NARAHENPITA	DEMATAGODA	THOTALANGA	KADAWATHA	KIRIBATHGODA
<i><b>Plantain</b></i>									
Ambul (Rs/Kg)	250.00 - 300.00	260.00 - 280.00	280.00 - 300.00	200.00 - 260.00	270.00 - 300.00	200.00 - 220.00	200.00 - 200.00	220.00 - 250.00	200.00 - 250.00
Kolikuttu (Rs/Kg)	530.00 - 550.00	560.00 - 600.00	600.00 - 650.00	530.00 - 560.00	550.00 - 600.00	500.00 - 550.00	500.00 - 500.00	650.00 - 650.00	550.00 - 650.00
Seeni (Rs/Kg)	200.00 - 220.00	240.00 - 280.00	260.00 - 280.00	200.00 - 240.00	200.00 - 240.00	200.00 - 200.00	200.00 - 200.00	220.00 - 250.00	200.00 - 230.00
Anamalu	40.00 - 42.00	51.00 - 51.00	50.00 - 54.00	42.00 - 50.00	42.00 - 50.00	40.00 - 42.00	42.00 - 50.00	-	42.00 - 50.00
Ambun	56.00 - 60.00	72.00 - 80.00	70.00 - 76.00	60.00 - 70.00	56.00 - 60.00	60.00 - 60.00	60.00 - 70.00	-	60.00 - 80.00
<i><b>Pineapple</b></i>									
Large	650.00 - 670.00	780.00 - 840.00	840.00 - 900.00	840.00 - 900.00	700.00 - 780.00	720.00 - 750.00	650.00 - 700.00	720.00 - 750.00	650.00 - 700.00
Medium	520.00 - 520.00	600.00 - 650.00	650.00 - 700.00	650.00 - 700.00	550.00 - 600.00	560.00 - 580.00	550.00 - 550.00	560.00 - 580.00	550.00 - 550.00
Small	400.00 - 420.00	480.00 - 520.00	520.00 - 560.00	520.00 - 560.00	440.00 - 480.00	440.00 - 460.00	400.00 - 500.00	-	440.00 - 500.00
<i><b>Mango</b></i>									
Betti	-	-	-	-	-	-	-	-	-
Karthakolomban	330.00 - 400.00	-	-	300.00 - 400.00	330.00 - 400.00	-	-	-	-
Vilad	160.00 - 160.00	-	-	-	-	-	-	-	-
Kohu	-	-	-	-	-	-	-	-	-
<i><b>Other Fruits</b></i>									
Wood Apple	50.00 - 60.00	90.00 - 100.00	110.00 - 120.00	110.00 - 120.00	110.00 - 120.00	80.00 - 110.00	80.00 - 90.00	80.00 - 90.00	80.00 - 100.00
Orange	130.00 - 140.00	-	160.00 - 200.00	150.00 - 160.00	150.00 - 160.00	130.00 - 130.00	-	-	160.00 - 160.00
Avocado	100.00 - 130.00	200.00 - 200.00	180.00 - 200.00	200.00 - 200.00	160.00 - 180.00	-	150.00 - 150.00	130.00 - 150.00	180.00 - 200.00
Slime Apple	100.00 - 130.00	120.00 - 140.00	140.00 - 140.00	130.00 - 140.00	110.00 - 120.00	-	100.00 - 100.00	-	110.00 - 120.00
Grapes (Rs/Kg)	1600.00 - 1600.00	2000.00 - 2800.00	2400.00 - 2500.00	2000.00 - 2500.00	2000.00 - 2000.00	-	2000.00 - 2000.00	2200.00 - 2500.00	1800.00 - 2000.00
Papaw (Rs/Kg)	250.00 - 280.00	260.00 - 300.00	300.00 - 300.00	200.00 - 260.00	250.00 - 300.00	260.00 - 280.00	180.00 - 200.00	180.00 - 220.00	200.00 - 230.00
Passion	50.00 - 55.00	-	80.00 - 90.00	70.00 - 80.00	75.00 - 80.00	-	80.00 - 80.00	90.00 - 90.00	75.00 - 75.00
King Coconut	200.00 - 260.00	200.00 - 260.00	200.00 - 220.00	200.00 - 200.00	200.00 - 220.00	250.00 - 260.00	160.00 - 180.00	180.00 - 200.00	200.00 - 220.00

**Annex 04 - Colombo Markets: Retail Prices of Sea Fish and Dried Fish (Rs/kg)**

**Week 31: 26 July - 01 Aug 2024**

31

CROP	PELIYAGODA	MAHARAGAMA	KIRULAPONE	NUGEGODA	NARAHENPITA	DEMATAGODA	THOTALANGA	KADAWATHA	KIRIBATHGODA
<b><i>Sea Fish</i></b>									
Salaya	360.00 - 420.00	700.00 - 700.00	700.00 - 700.00	700.00 - 700.00	680.00 - 680.00	400.00 - 400.00	500.00 - 600.00	600.00 - 680.00	600.00 - 600.00
Hurulla	900.00 - 960.00	980.00 - 980.00	-	980.00 - 980.00	-	-	800.00 - 800.00	900.00 - 900.00	900.00 - 900.00
Balaya	900.00 - 1050.00	-	1000.00 - 1000.00	-	1000.00 - 1000.00	1400.00 - 1400.00	1400.00 - 1400.00	1000.00 - 1000.00	1300.00 - 1300.00
Kelawalla	1500.00 - 1600.00	3000.00 - 3000.00	2200.00 - 2400.00	3000.00 - 3000.00	3200.00 - 3200.00	3600.00 - 3600.00	1600.00 - 1600.00	-	2800.00 - 2800.00
Thora	2200.00 - 2850.00	3600.00 - 3600.00	4000.00 - 4000.00	3600.00 - 3600.00	4000.00 - 4000.00	-	3600.00 - 3600.00	3600.00 - 3800.00	3600.00 - 3600.00
Paraw	1550.00 - 1650.00	2600.00 - 2600.00	1800.00 - 1800.00	2600.00 - 2600.00	-	2000.00 - 2400.00	2400.00 - 2400.00	2400.00 - 2400.00	1800.00 - 1800.00
Mora	1500.00 - 1600.00	-	-	-	1800.00 - 1800.00	-	-	-	-
Shrimps Small	2150.00 - 2300.00	2000.00 - 2000.00	2200.00 - 2200.00	2000.00 - 2000.00	1800.00 - 1800.00	2000.00 - 2000.00	1800.00 - 1800.00	1800.00 - 1800.00	1800.00 - 1800.00
Talapath	2500.00 - 2650.00	3200.00 - 3200.00	3200.00 - 3200.00	3200.00 - 3200.00	3200.00 - 3200.00	2800.00 - 3200.00	2800.00 - 2800.00	3200.00 - 3200.00	3000.00 - 3000.00
<b><i>Eggs (Rs/egg)</i></b>									
Brown	45.00 - 45.00	50.00 - 50.00	49.00 - 50.00	50.00 - 50.00	47.00 - 47.00	47.00 - 47.00	49.00 - 49.00	49.00 - 49.00	49.00 - 49.00
White	42.00 - 42.00	48.00 - 48.00	48.00 - 48.00	48.00 - 48.00	43.00 - 43.00	43.00 - 43.00	46.00 - 46.00	46.00 - 46.00	46.00 - 46.00
<b><i>Dried Fish</i></b>									
Sprats	1900.00 - 1900.00	2400.00 - 2400.00	2400.00 - 2400.00	2400.00 - 2400.00	2400.00 - 2400.00	2000.00 - 2400.00	2200.00 - 2200.00	2200.00 - 2200.00	2300.00 - 2300.00
Kattawa	1400.00 - 1500.00	2400.00 - 2400.00	2000.00 - 2200.00	2400.00 - 2400.00	1800.00 - 2400.00	1800.00 - 2400.00	2000.00 - 2000.00	1800.00 - 1900.00	2200.00 - 2200.00
Thora	-	-	-	-	-	-	-	-	-
Mora	2000.00 - 2000.00	2400.00 - 2600.00	2400.00 - 2600.00	2400.00 - 2600.00	2800.00 - 2800.00	2400.00 - 2400.00	2400.00 - 2400.00	2400.00 - 2400.00	2500.00 - 2600.00
Balaya	1300.00 - 1400.00	1800.00 - 1800.00	1600.00 - 1800.00	1800.00 - 1800.00	2000.00 - 2000.00	2000.00 - 2000.00	1500.00 - 1600.00	1600.00 - 1600.00	1800.00 - 1800.00
Anguluwa	1800.00 - 2000.00	-	2400.00 - 2400.00	-	2800.00 - 2800.00	2000.00 - 2000.00	-	-	-
Salaya	600.00 - 800.00	1000.00 - 1000.00	1000.00 - 1000.00	1000.00 - 1000.00	-	-	800.00 - 1000.00	1000.00 - 1000.00	800.00 - 800.00
<b><i>Meat</i></b>									
Beef (without Bones)	-	2500.00 - 2500.00	2600.00 - 2600.00	2500.00 - 2500.00	2500.00 - 2500.00	-	2500.00 - 2500.00	-	-
Chicken (Broiler)	-	1200.00 - 1200.00	1190.00 - 1190.00	1200.00 - 1200.00	1100.00 - 1100.00	1150.00 - 1150.00	1150.00 - 1150.00	1180.00 - 1200.00	1200.00 - 1200.00
Chicken (Curry)	-	1450.00 - 1450.00	-	1450.00 - 1450.00	1200.00 - 1200.00	1200.00 - 1200.00	1150.00 - 1150.00	1200.00 - 1200.00	1200.00 - 1200.00
Mutton	-	3400.00 - 3400.00	3400.00 - 3400.00	3400.00 - 3400.00	3500.00 - 3500.00	3300.00 - 3300.00	3300.00 - 3300.00	3400.00 - 3400.00	3400.00 - 3400.00
Pork	-	1500.00 - 1500.00	1400.00 - 1400.00	1500.00 - 1500.00	-	-	-	1200.00 - 1200.00	1300.00 - 1300.00



## Annex 05 : Food Composition of Selected Food Commodities

Commodity	Energy (kcal/100g)	Protein (g/100g)	Total fat (g/100g)	Retinol Eq (µ g/100g)	Vit B2 (mg/100g)	Vit B6 (mg/100g)	Folate (µg/100g)	Vit C (mg/100g)	Calcium (mg/100g)	Magnesium (mg/100g)	Iron (mg/100g)	Zinc (mg/100g)
<b>Rice</b>												
Rice - (white Kekulu - normal )	361	9.88	1.52	-	0.03	0.09	10.67	-	6.94	26.29	1.22	1.5
Rice - (white Kekulu Samba)	355	8.81	1.53	-	0.03	0.09	8.11	-	9.82	30.48	0.92	1.7
Rice - ( Red Kekulu - normal )	366	8.64	2.12	-	0.05	0.1	8.39	-	4.73	31.7	0.88	1.84
Rice -Samba	369	6.86	2.45	-	0.05	0.13	12.79	-	8.71	37.26	1.18	1.49
Rice - Nadu White	366	7.76	1.48	-	0.03	0.12	9.35	-	4.57	20.1	0.64	1.61
<b>Dried chilies</b>												
	233	12.68	6.41	437	0.84	0.42	46.83	NA	107	231	5.39	1.65
<b>Onion</b>												
Big onions	48	1.67	0.24	0.16	0.01	0.1	32.99	7.58	14.82	16.94	0.45	0.25
Red onions	55	2.13	0.15	0.18	0.02	0.13	30.15	14.26	20.37	19.32	0.31	0.28
<b>Potatoes</b>												
	71	1.67	0.25		0.01	0.09	14.31	20.5	9.83	23.84	0.46	0.29
<b>Pulses</b>												
Green gram	290	21.97	0.93	19.5	0.28	0.33	135	NA	98.96	146	4.15	2.86
White cowpea	320	21.25	1.14	1.36	0.09	0.26	249	NA	84.1	213	5.04	3.57
Red cowpea	320	20.24	1.08	0.96	0.11	0.27	273	NA	81.83	194	4.95	3.4
Red Dhal	319	23.09	0.77	1.06	1.6	0.22	55	NA	41.27	66.63	7.45	3.34
<b>Vegetables</b>												
Beans	46	3.95	0.15	6.64	0.1	0.3	45.2	7.02	35.68	45.56	0.7	0.59
Carrot	30	0.85	0.45	1240	0.03	0.1	24.71	5.93	27.65	11.7	0.59	0.25
Leeks	30	1.74	0.49	18.56	0.02	0.19	42.63	4.65	29.28	11.77	1.49	0.43
Beetroot	31	2.12	0.15	1.52	0.01	0.09	108	4.51	20.29	34.88	0.77	0.29
Knolkhol	16	1.69	0.34		0.05	0.19	12.7	77.64	40.09	19.35	0.23	0.18
Radish	29	0.75	0.11		0.02	0.09	18.09	12.13	35.64	13.56	0.38	0.16
Cabbage	21	1.35	0.14	3.35	0.05	0.14	52.66	29.62	56.85	18.47	0.33	0.16

Tomatoes	20	0.88	0.56	165	0.03	0.09	20.16	25.58	9.69	14.93	0.31	0.12
Ladies fingers	26	2.06	0.19	12.41	0.08	0.28	70.62	24.48	92.26	55.23	0.96	0.44
Brinjal (Pandora Striped)	29	1.49	0.31	23	0.12	0.09	30.99	1.49	18.95	18	0.32	0.19
Brinjal (Chinese eggplant)	24	1.28	0.33	16.83	0.12	0.11	32.94	3.37	14.4	21.18	0.28	0.16
Capsicum	23	1.22	0.34	38.96	0.03	0.29	28.65	49.63	12.65	11.21	0.21	0.31
Pumpkin (Common)	31	0.86	0.3	30.41	0.02	0.09	17.72	8.73	18.75	9.93	0.49	0.25
Cucumber	19	0.98	0.24	0.58	0.01	0.08	19.66	4.08	22.1	18.22	0.67	0.21
Bitter gourd	19	1.47	0.23	55.08	0.05	0.06	53.1	46.89	25.19	35.81	1.75	0.26
Snake gourd (Dark green)	11	0.82	0.25	10.41	0.03	0.12	18.09	3.54	26.83	25.84	0.41	0.11
Snake gourd (Pale green)	11	0.89	0.25	5.14	0.03	0.07	16.52	2.85	27.11	21.77	0.47	0.2
Drumstick	30	2.48	0.12	3.13	0.06	0.12	60.48	92.33	22.27	28.51	0.5	0.26
Watakolu	12	0.86	0.15	59.33	0.01	0.07	25.48	6.41	14.67	14.01	4.42	0.45
Long beans	24	3.36	0.3	-	0.06	0.11	99.98	8.93	44.22	33.17	1.01	0.08
Ash Plantain	76	2.84	0.56	0.06	0.02	0.07	6.82	4.49	5.19	22.55	0.39	0.21
Green chillies	39	2.28	0.76	38.16	0.08	0.25	21.29	98.61	20.25	36.91	1.25	0.29
Limes	26	0.66	0.26	0.36	0.01	0.05	12.1	38.05	26	15.25	0.12	0.05
Kekiri	17	1.01	0.25	0.76	0.01	0.07	17.34	8.07	25.72	26.2	0.63	0.22
Ash pumpkin (Ash guord)	18	0.8	0.15		0.01	0.15	14.17	9.14	19.27	23.62	0.48	0.13
Cho-Cho	19	0.58	0.12	0.3	0.04	0.07	63.81	23.76	20.55	13.02	0.49	0.12
Thalana batu (Little prince)	21	1.28	0.39	24.33	0.12	0.09	38.63	2.4	12.38	19.62	0.31	0.22
Thalana batu (Thai eggplant)	21	1.45	0.26	18.33	0.11	0.09	31.18	2.71	17.24	37.22	0.37	0.24
Thibbatu	61	1.66	1.96	15.89	0.03	1.02	72.39	10.8	105	57.46	1.06	0.59
Kohila yams	27	0.64	0.16	1.72	0.01	0.14	4.64	1.67	52.33	33.95	0.61	1.62
Kehel muwa	19	1.36	0.63	4.27	0.02	0.12	40.51	8.16	35.09	31.43	0.38	0.39
Ambaralla	37	0.73	0.44	3.36	0.01	0.1	44.49	35.51	20.7	9.28	0.7	0.12
Mango	50	0.75	0.09	14.5	0.02	0.14	34.89	91.63	28.56	17.74	0.5	0.09
Mushroom	27	2.54	0.42	-	0.15	0.13	7.81	11.56	0.9	14.42	1.32	0.79
Dambala	21	1.84	0.2	38.74	0.08	0.4	33.69	19.82	68.24	31.38	1.2	0.44
<b>Coconuts nuts</b>	<b>390</b>	<b>3.67</b>	<b>39.92</b>	<b>-</b>	<b>0.05</b>	<b>0.11</b>	<b>14.86</b>	<b>-</b>				

<b>Root Crop</b>												
Sweet potato	108	1.27	0.33	NA	0.04	0.09	14.44	22.2	28.93	21.05	0.51	0.14
Manioc	78	0.92	0.19	NA	0.07	0.2	0.1	1.95	25.31	19.08	19.78	23.73
Nelum ala/Lotus root	79	1.94	0.93	NA	0.05	0.19	26.49	26.63	37.71	26.58	3.34	0.35
Kiriala	87	3.96	0.15	1.19	0.03	0.16	20.17	2.71	30.79	41.52	0.6	0.42
Iniala	103	3.2	0.3	33.14	0.01	0.22	22.19	13.03	40.99	28.98	1.31	0.29
<b>Leafy Vegetables</b>												
Mukunuwanna	28	3.15	0.55	92.25	0.09	0.27	96.14	3.24	135	45.38	1.7	1.03
Gotukola	15	0.64	0.47	226	0.07	0.23	70.11	6.74	96.31	41.42	1.25	0.66
Kankun	15	0.47	0.37	1614	0.08	0.4	33.69	19.82	49.21	18.35	1.32	0.44
Kathurumurunga	70	8.01	1.35	2097	0.33	0.22	120	121	901	96.64	4.36	0.53
Nivithi	22	2.2	0.47	959	0.06	0.11	74.05	10.26	163	61.37	1.49	0.67
Thampala	32	3.55	0.72	1474	0.21	0.22	74.27	82	258	209	3.5	1.4
Sarana	20	2.42	0.21	1149	0.03	0.13	58.54	9.89	59.57	42.93	0.13	0.75
Kohila leaves	33	4.1	0.83	300	0.02	0.17	56.76	5.56	19.5	20.32	0.25	0.3
Onion leaves	27	2.01	0.26	NA	0.04	0.18	56.8	23.38	35.21	74.95	3.15	0.77
Cabbage leaves	30	3.63	0.27	8.66	0.05	0.24	63.46	40.76	170	18.47	2.67	0.35
Salad leaves	19	1.05	0.24	NA	0.1	0.06	37.48	11.64	58.23	36.89	2.07	0.27
Cauliflower	23	2.09	0.48	0.14	0.06	0.11	46.67	50.17	22.44	18.52	0.76	0.27
Jackfruit pods	25	2.14	0.34	NA	0.03	0.04	30.7	24.77	37.32	26.08	0.3	0.17
Jackfruit seeds	77	5.66	0.44	NA	0.02	0.08	58.91	15.24	40.87	50.14	0.52	0.42
<b>Meat</b>												
Chicken	176	23.14	9.24	6.88	0.07	0.49	10.09	-	15.06	20.18	0.75	0.64
Beef	160	23.3	7.45	2.15	0.08	0.32	1.93	-	4.8	28.54	2.41	3.31
Mutton	138	20.37	6.23	2.7	0.13	0.28	1.73	-	7.58	19.5	1.62	5.05
Pork	161	18.83	9.5	1.9	0.09	0.28	8.15	-	6.58	8.9	0.79	0.8
<b>Fish</b>												
Balaya	96	21.28	1.12	21.01	0.15	0.12	7.89		6.45	26.02	0.68	0.46
Seer	136	22.28	5.18	81.9	0.07	0.16	15.45		9.85	36.73	0.41	0.74

Shark	95	21.6	0.83	1.11	0.04	0.11	8.57	8.44	32.58	0.41	0.74
Paraw	87	20.02	0.7	1.49	0.02	0.16	6.77	8.17	31.68	0.67	0.41
Thalapath	91	16.04	2.88	12.03	0.1	0.13	78.22	7.64	24.89	0.71	0.67
Kelawalla	109	21.47	2.55	15.95	0.17	0.73	77.39	13.35	33.82	0.68	0.64
Haedaella	87	19.88	0.78	12.18	0.04	0.06	11.7	36.6	53	0.54	0.65
Hurulla	88	17.08	2.18	10.02	0.14	1.66	61.66	103	35.45	1.24	1.05
Karalla / Katuwalla	97	21.8	1.06	1.25	0.02	0.1	14.38	37.06	39.05	0.24	0.42
Kumbala / Angila	101	21.51	1.53	16.34	0.1	0.1	7.13	31.27	37.46	1.46	0.67
Salaya / Sudaya	100	19.5	2.39	15.41	0.18	1.39	60.87	435	42.83	1.4	2.3
Theppli / Telapiya /Korali	83	18.48	1.08	17.14	0.18	0.18	8.29	99.39	24.96	2.84	0.88
Prawns	65	14.85	0.56	1.24	0.03	0.1	15.37	37.81	30.5	0.73	1.1
Crabs	45	10	0.55	8.33	0.14	0.18	13.83	37.81	45.93	0.73	1.1
Cuttle fish	76	16.82	0.93	1.93	0.02	0.04	6.22	8.73	35.46	0.62	1.3
Linna	112	20.3	3.37	15.78	0.23	0.68	59.78				
Coppara	97	22.89	0.56	21.51	0.04	0.12	8.08	7.2	30.08	1.2	0.58
Ray (Maduwa)	97	23.98	0.68	7.55	0.02	0.21	25.59	9.16	24.61	0.74	0.44

#### Dried Fish

Dried sprats	259	51.16	5.92	12.83	0.25	0.62	438	1178	162	3.06	4.2
Dried keeramin	311	49.6	12.42	12.92	0.13	2.41	144	555	166	2.58	3.19
Dried thalapath	289	54.68	8.04	9.38	0.04	0.43	97.8	62.75	110	1.96	1.45
Dried katta	275	50.04	8.31	2.48	0.03	0.35	80.4	86.55	92.17	1.47	1.16
Dried balaya	282	63.79	3.37	14.32	0.12	1.98	213	83.48	83.45	3.6	1.44
Dried shark / keelan	267	55.03	5.25	10.31	0.04	0.32	187	42.24	92.94	1.48	0.66

#### Eggs

Hen eggs (Country)	170	13.14	13	208	0.08	0.18	54.6	50.14	11.04	1.64	1.12
Hen eggs (Table)	135	13.55	9.03	200	0.19	0.19	49.46	63.3	12	2.39	1.73
Quail eggs	153	12.39	11.46	153	0.11	0.17	54.86	60.67	11.21	2.55	1.51

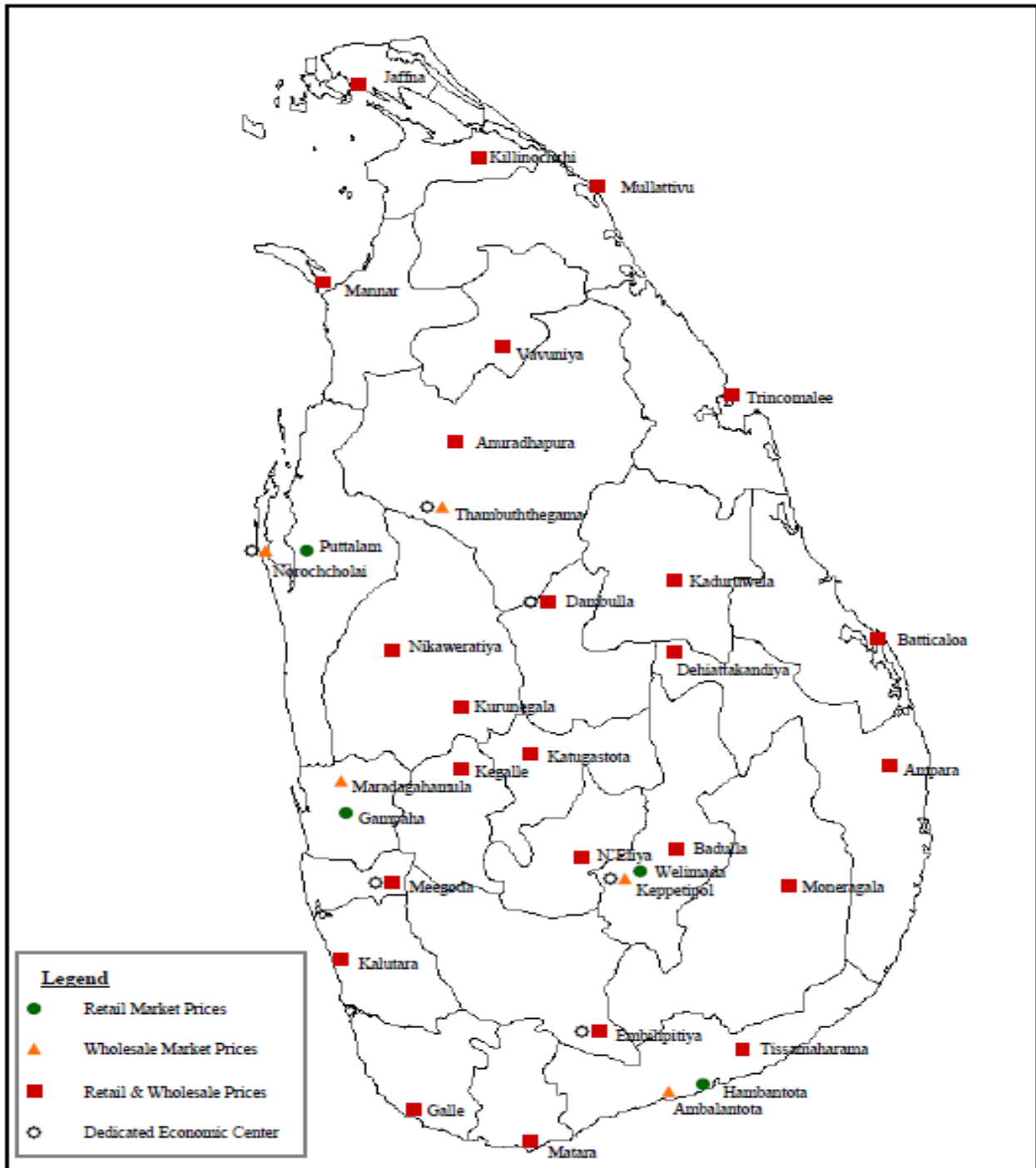
#### Fruits

Banana Embul	109	1.11	1.09	9.68	0.05	0.64	32.98	13.61	9.39	25.67	0.51	0.23
Anamaalu	102	1.04	0.72	16.4	0.04	0.65	21.07	3.66	8.06	27.02	0.51	0.23

Koli kuttu	107	1.38	0.34	8.8	0.03	0.47	18.12	7.71	8.56	38	0.32	0.14
Pineapple	37	0.41	0.17	5.76	0.04	0.12	17.86	39.36	10.37	10.71	0.3	0.09
Papaya	26	0.42	0.16	171	0.11	0.04	54.85	48.62	16.77	8.9	0.23	0.08
Mangoes (Karthakolomban)	79	0.8	0.92	259	0.01	0.1	35.52	17.74	3.12	6.72	0.1	0.08
Mangoes (Vilad)	44	0.76	0.58	146	0.05	0.26	67.6	29.97	16.93	14.79	0.65	0.19
Apple	62	0.29	0.64	0.36	0.02	0.08	3.43	2.9	3.12	6.72	0.1	0.08
Avacado	144	2.95	13.86	2	0.08	0.18	67.17	9.36	28.48	48.14	0.81	0.75
Wood apple	78	3.09	3.62	0.46	0.01	0.14	6.07	13.58	59.15	25.16	0.45	0.32
Orange	46	1.07	0.37	23.44	0.01	0.28	14.46	20.19	31.18	20.36	0.81	0.35
Guava	39	1.53	0.38	19.67	0.01	0.11	25.24	30.88	6.59	12.02	0.53	0.33
Grapes	49	0.95	10.69	3.22	0.04	0.1	7.07	20.51	7.27	6.86	0.28	0.07
Melon	19	0.65	0.16	130	0.02	0.11	6	8.24	4.05	9.76	0.15	0.1

**Source: Sri Lanka Food Composition Tables, Ministry of Health - 2021.**

# Price Collecting Areas





HARTI



Ministry of Agriculture

**Food Systems and Market Research Division & Data Management Division  
Hector Kobbekaduwa Agrarian Research and Training Institute**

**No. 114, Wijerama Mawatha, Colombo 07.**

Phone: 011-2696981 Fax: 011-2682283

E-mail: [mfpaharti@yahoo.com](mailto:mfpaharti@yahoo.com)

Web: [www.harti.gov.lk](http://www.harti.gov.lk)

www.mobilink.lk

**දෛනික චිළචිඵ තොග මිල, ජංගම දුරකථනයෙන්**

හෙක්ටර් කොච්චෛකඛුව ගොවි කටයුතු පර්යේෂණ හා පුහුණුවිර්මේ ආයතනය අනුමුතයෙන්

**මොබිටෙල් ජංගම මිල දර්ශනය**

මොබිටෙල් ජංගම දුරකථන ජාලයෙන් ජාතික ජංගම දුරකථන ජාලයෙන්

**6666** අමතන්න.

මොබිටෙල් අද මිල - අභ්‍යන්තර

මොබිටෙල් ජංගම දුරකථන ජාලයෙන් ජිදුච්චි ගොග මිල දර්ශනය.

විකාචියකට රු.2/-

විකාචියකට රු.2/-