

RETAIL MARKET AT A GLANCE

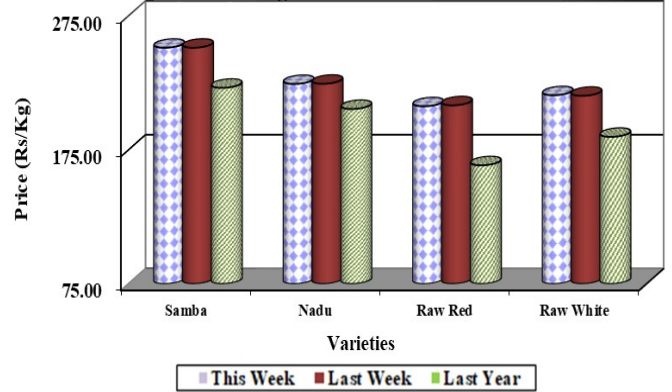
Summary

Rice

The retail price of all local rice varieties has not changed significantly. Price of keeri samba has decreased by Rs.4.00/kg and their price ranged Rs.320.00-370.00/kg. Price of the raw red has decreased by Rs.1.00/kg and the price ranged Rs.200.00-220.00/kg. The average farmgate prices of all paddy varieties have decreased slightly with the commencement of paddy harvesting of 2024 *Yala* season.

(Page No.01-02)

Average Retail Prices of Rice

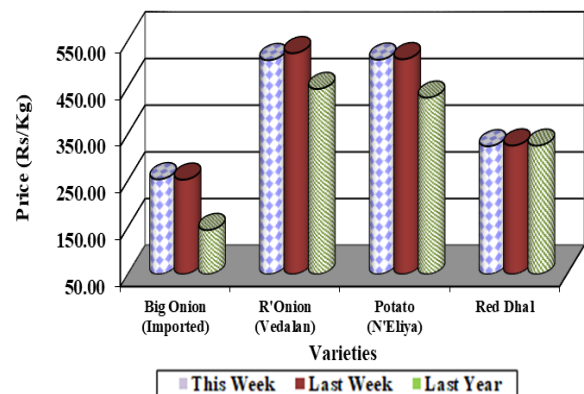


Other Field Crops

Price of imported dried chilies has increased by Rs.3.00/kg and the price ranged of Rs.800.00-1200.00/kg. Price of the vedalan and imported red onion has decreased by Rs.4.00/kg and Rs.15.00/kg respectively and their prices ranged Rs.400.00-450.00/kg and Rs.480.00-550.00 respectively. Price of green gram and white cowpea has increased by Rs.2.00/kg to Rs.5.00/kg.

(Page No.02-04)

Average Retail Prices of Other Field Crops

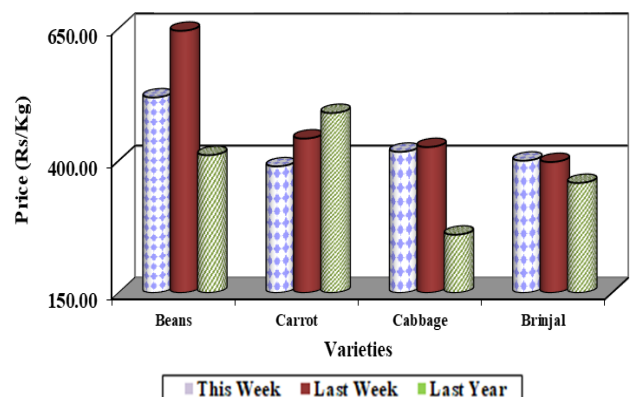


Vegetables

Prices of most of the vegetables have decreased due to increased supply from all around the country with the starting of the *Yala* harvesting season. Considering up country varieties, the highest price decrease was reported for beans as Rs.126.00/kg followed by beetroot as Rs.68.00/kg. Prices of carrot and knolksol have decreased by Rs.53.00/kg and Rs.45.00/kg respectively. Considering low country varieties, the highest price decrease was reported for luffa as Rs.93.00/kg followed by long beans Rs.78.00/kg. Prices of drumsticks have decreased by Rs.70.00/kg.

(Page. No.04-05)

Average Retail Prices of Vegetables



Coconut

Prices of both large and small nuts have increased by Rs.2.00/nut. Price ranges were Rs.110.00-135.00 for a large nut and Rs.100.00-110.00 for a small nut.

(Page. No.05)

Rice

Wholesale

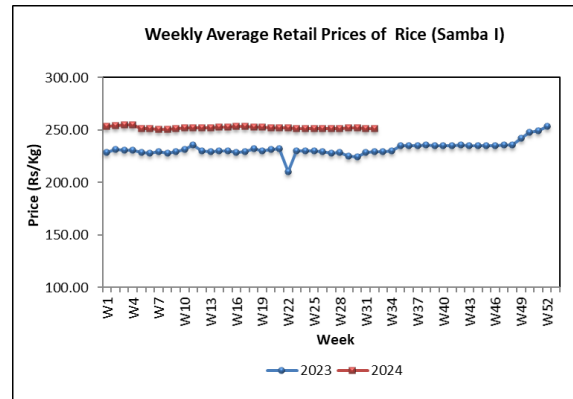
Price of both samba grade I and II, keeri samba and raw red have decreased by 1% due to availability of sufficient stocks and the price ranged Rs.230.00-240.00/kg and Rs.220.00-230.00/kg for samba grade I and II, Rs.250.00-315.00/kg for keeri samba, Rs.190.00-200.00 for raw red. Prices of all other local rice varieties have not changed considerably. Price range of both nadu grade I and II and raw white was Rs.210.00-215.00/kg and Rs.205.00-207.00/kg and Rs.195.00-210.00/kg respectively. Price of imported ponni samba has decreased by 1% and the price ranged Rs.275.00-280.00/kg.

Compared to the same period of last year, price of all local rice varieties has increased in the range of 10%-32%. Price of imported ponni samba has increased by 23%.

Retail

Compared to the last week retail prices of most of the rice varieties have decreased. Price of keeri samba has decreased by Rs.4.00/kg and their price ranged Rs.320.00-370.00/kg. Price of the raw red have decreased by Rs.1.00/kg and the price ranged Rs.200.00-220.00/kg. Price of samba I, Nadu I and raw white Rs.230.00-

270.00/kg, Rs.220.00-230.00/kg and Rs.210.00-220.00/kg respectively.



Compared to the same period of last year, the current retail prices of the rice varieties have increased while the highest price increase of 29% was reported for keeri samba.

Paddy

With the commencement of paddy harvesting of 2024 Yala season, the average farmgate prices of most of the major paddy varieties have decreased. Accordingly, the average price of short grain paddy has decreased by Rs.1.00-3.00/kg and reported Rs.108.00-117.0/kg range in major producing areas. However, the average price of keeri samba paddy has increased by Rs.3.00/kg in Anuradhapura area. It was reported Rs.112.00-123.00/kg price range for keeri samba paddy in major producing areas. Further, the average price of long grain white paddy also increased slightly by Rs.1.00-2.00/kg in Kalawewa and Dehiattakandiya areas. It was reported Rs.110.00-121.00/kg price range for long

grain white paddy. However, it was reported Rs.4.00/kg and 1.00/kg price decrease for long grain red paddy in Hambantota and Embilipitiya areas respectively. Prices for long gain red paddy was between Rs.100.00-116.00/kg in major producing areas in the Southern province.

Compared to the same period of last year, the average farmgate prices of major paddy varieties except keeri samba paddy has increased by 3%-48% and the highest for long grain white paddy while price of keeri samba paddy has decreased by 4%-15%.

Dried Chilies

Wholesale

Price of imported dried chilies has increased by 1% and the price ranged Rs.700.00-800.00/kg.

Compared to the same period of last year, price of imported dried chilies has decreased by 30%.

Retail

Price of imported dried chilies has increased by Rs.3.00/kg and the price ranged Rs.800.00-1200.00/kg.

Compared to the same period of last year, the current retail prices of imported dried chilies have decreased by 23%.

Onion

Wholesale

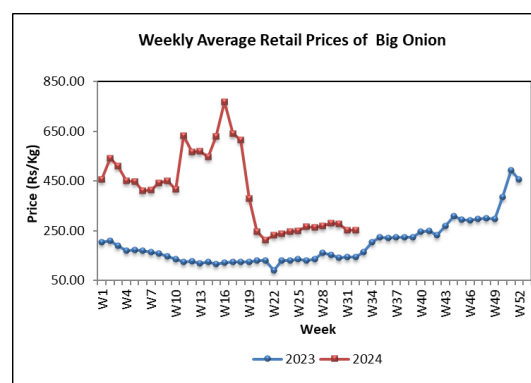
Price of sinnan red onion has increased by 14% due to availability of high-quality stocks and the price ranged Rs.200.00-220.00/kg. Price of vedalan red onion has decreased by 10% due to availability of sufficient stocks and price ranged Rs.280.00-420.00/kg respectively.

Price of imported big onion has increased by 7% due to unavailability of sufficient stocks from Pakistan and the price ranged Rs.130.00-230.00/kg.

Compared to the same period of last year, price of imported big onion has increased by 59% and the price of vedalan red onion has increased by 17%.

Retail

Price of the vedalan and imported red onion has decreased by Rs.4.00/kg and Rs.15.00/kg respectively and their prices ranged Rs.480.00-560.00/kg and Rs.400.00-450.00 respectively.



Price of imported big onion has increased

by Rs.1.00/kg and the price in the range of Rs.180.00-300.00/kg.

Compared to the same period of last year, the current retail prices of both imported red onion and imported big onion have increased by Rs.14% and Rs.75% respectively.

Potato

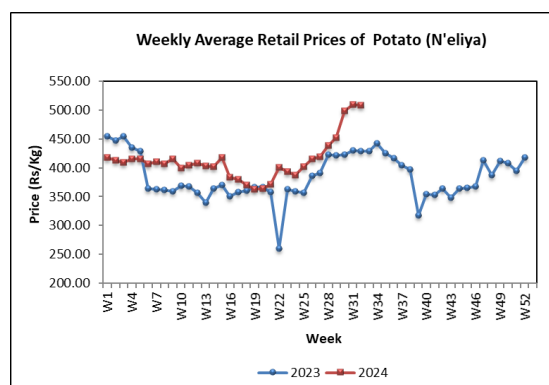
Wholesale

Price of Nuwara Eliya potato and imported potato has decreased in the range of 6%-13% due to availability of sufficient stocks and availability of low-quality stocks at the market. Welimada potato was also available at the market and the price ranged Rs.350.00-360.00/kg.

Compared to the same period of last year, price of Nuwara Eliya potato has increased by 13%.

Retail

Price of Nuwara Eliya and imported potatoes has decreased by Rs.1.00/kg and Rs.21.00/kg respectively and their prices ranged Rs.460.00-560.00/kg.



Compared to the same period of last year, the current retail price of both Nuwara Eliya and imported potatoes has increased in the range of 19%-14%.

Pulses

Wholesale

Price of green gram has increased by 5% due to availability of high-quality stocks. Price of white cowpea has increased by 1% and the price ranged Rs.750.00-850.00/kg. Price of red cowpea and red dhal has decreased by 1% and 2% and the price ranged Rs.675.00-750.00/kg and Rs.265.00-275.00/kg.

Compared to the same period of last year, price of all varieties of pulses has decreased in the range of 4%-22%.

Retail

Price of green gram, white cowpea has increased by Rs.5.00/kg and Rs.2.00/kg respectively and their prices ranged Rs.1000.00-1400.00/kg and Rs.850.00-1200.00/kg. Price of red cowpea and red dhal has decreased by Rs.8.00/kg and Rs.2.00/kg respectively and their prices ranged for Rs.800.00-1200.00/kg and Rs.300.00-360.00/kg.

Compared to the same period of last year, the current retail prices of green gram have increased in 11% and red cowpea, white

cowpea price has decreased in the range of 5%-9%.

Vegetable

Wholesale

Prices of most of the vegetables have decreased due to increased supply from all around the country with the starting of the yala harvesting season.

Considering up country vegetables, the highest price decrease was reported for beans as 27% due to increased supply from Balangoda area. Followed by beetroot as 22% due to increased supply from Puttalam area. Prices of carrot, leeks have decreased by 16% and 15% respectively with the increased supply from Nuwara Eliya area. Prices of cabbage, knolkhol and raddish have decreased in the range of 4%-10%.

Price of capsicum has decreased by 14% due to increased supply from Wellawaya and Puttalm areas and price of tomato had decreased by 15% with the increased supply from Kandy area.

Considering low country vegetables, the highest price decrease was reported for drumsticks as 42% with the increased supply from all the producing areas, followed by ladies fingers as 28% due to increased supply from Puttalam area. Prices of both cucumber and long beans have decreased by 20% due to increased

supply from Dambulla area. Price of luffa has decreased by 15% with the increased supply from Embilipitiya and Dambulla area. However, with the increased supply of high-quality stocks from Embilipitiya area, prices of ash plantain and brinjal have increased by 3% and 5% respectively.

Prices of green chilies has decreased by 9% and price of lime has decreased by 16% due to increased supply from Nikewaratiya area.

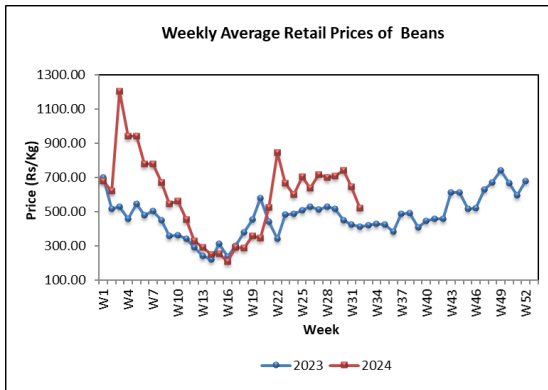
Compared to the same period of last year, prices of most of the vegetables have increased and the highest was reported for capsicum as 152%, followed by leeks as 126%.

Retail

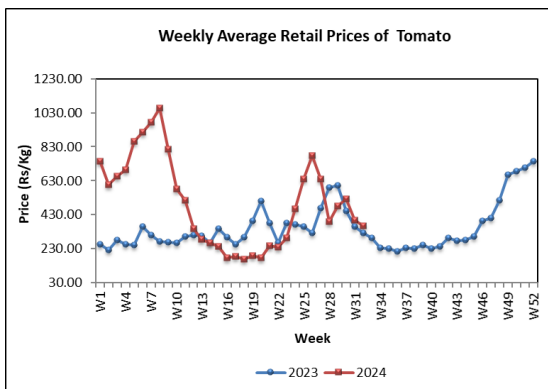
In line with the decreased wholesale price retail price of most of the vegetable varieties also decreased.

Considering up country varieties, the highest price decrease was reported for beans as Rs.126.00/kg followed by beetroot as Rs.68.00/kg. Prices of carrot and knolkhol have decreased by Rs.53.00/kg and Rs.45.00/kg respectively. Prices of cabbage and raddish have decreased by Rs.9.00/kg and Rs.3.00/kg respectively. However, prices of leeks have increased by Rs.6.00/kg.

Weekly Food Commodities Bulletin



The prices of tomatoes and capsicum have decreased by Rs.34.00/kg and Rs.132.00/kg respectively.



Considering low country varieties, the highest price decrease was reported for luffa as Rs.93.00/kg followed by long beans Rs.78.00/kg. Prices of drumsticks have decreased by Rs.70.00/kg. Prices of pumpkin and ash plantain have decreased by Rs.55.00/kg. However, prices of brinjal have decreased by Rs.3.00/kg while cucumber and bitter gourd have decreased by Rs.26.00/kg. Further, the price of lime and green chilies has decreased by Rs.117.00/kg and Rs.76.00/kg respectively.

Compared to the same period of last year, prices of most of the vegetable varieties

increased and the highest price increase was reported for capsicum as 132%.

Coconut

Wholesale

Prices of both large and small nuts have increased by 1%, price ranges were Rs.100.00-115.00 for a large nut and Rs.90.00-95.00 for a small nut.

Compared to the same period of last year, prices of large and small nuts have increased by 17% and 25% respectively.

Retail

Prices of both large and small nuts have increased by Rs.2.00/nut. Price ranges were Rs.110.00-135.00 for a large nut and Rs.100.00-110.00 for a small nut.

Compared to the same period of last year, prices of large nuts have increased by 16% while prices of small nuts have increased by 23%.

Fruits

Wholesale

Prices of most of fruit varieties have decreased due to low demand and increased supply. The highest price decrease of 38% reported for wood apple due to increased supply from Monaragala, Wellawaya and Buttala areas. Prices of

king coconut has decreased by 12% due to low demand while prices of papaw have decreased by 11% due to increased supply from Vavuniya. Further, prices of vilad mango has decreased by 11% with availability of small sized fruits. Prices of all the banana varieties except seeni banana have decreased in the range of 1%-9% with low demand. Price of orange and avocado have decreased by 5% and 3% with low demand and availability of low-quality stocks. In addition, prices of all the sizes of pineapple have decreased by 1%-3%.

However, prices of slime apple have increased by 18% and prices of karthakolomban mango has increased by 8% with limited supply. In addition, prices of seeni banana and imported grapes have increased by 6% and 5% respectively with increased demand. Prices of passion fruit has increased by 2%.

Compared to the same period of last year, prices of most of the fruit varieties have increased, while the highest price increase of 111% reported for slime apple.

Retail

Retail price of most of fruit have decreased in line with the decreased wholesale prices. Accordingly, the highest price decrease of Rs.31.00/kg was reported for small size of pineapple while large and small sizes

pineapple have decreased Rs.7.00/kg and Rs.3.00/kg respectively.

Price of vilad mango has decreased by Rs.30.00/fruit due to small size and low-quality fruit due to the end of the harvesting season.

Price of kolikuttu banana has decreased by Rs.27.00/kg. Start with wood apple season, price of wood apple has decreased by Rs.24.00/fruit due to excess stocks available in the market. Price of king coconut has decreased by Rs.19.00 due to low demand while price of orange has decreased by Rs.10.00/fruit due to available of small size fruits. Price of papaw has decreased by Rs.5.00 while price of avocado has decreased by Rs.4.00/fruit due to available of excess stock with start of harvesting season.

Further, price of ambul and ambun banana has decreased by Rs.3.00/fruit and Rs.2.00/fruit respectively. Meanwhile, price of karthakolomban mango has increased by Rs.45.00/fruit due to available limited stocks with end of the mango season while price of imported grapes has increased by Rs.40.00/kg. Due to limited supply, price of slime apple has increased by Rs.7.00/fruit. Price of seeni banana has increased Rs.5.00/kg due to high demand.

Compared to the same period of last year, prices of most fruit varieties have increased while highest price increase of 107% was reported for karthakolomban mango.

Fresh Fish

Wholesale

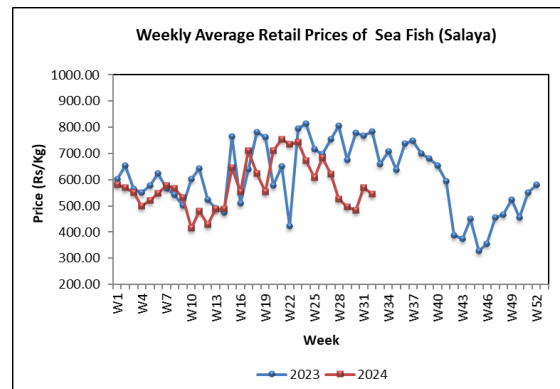
Wholesale prices of most of the fresh fish types have decreased due to increase in wholesale supply compared to demand. The highest price decrease of 16% was noted for mora due to high supply from Northern areas and the price ranged Rs.950.00-1050.00/kg. A price decrease of 12% was noted for kelawalla due to high supply from Galle, Mirissa and Beruwala areas and the price ranged between Rs.1150.00-1300.00/kg. Likewise, a price decrease of 10% and 8% was noted for thora and shrimps due to high supply from Kalpitiya, Walachchenai, Kalmunai and Jaffna areas and their prices ranged between Rs.1800.00-2200.00/kg and Rs.1600.00-1700.00/kg respectively. In addition, price of paraw has decreased by 2%.

However, a price increase of 12% was noted for salaya due to low supply from Walachchenai, Mannar and Trincomalee areas and the price ranged between Rs.250.00-450.00/kg. In addition, price of balaya has increased by 5%.

Compared to the same period of last year, current wholesale prices of most of the fresh fish types have decreased in the range of 1%-32% and the highest price decrease was noted for salaya.

Retail

With the decrement of wholesale prices, the retail prices of all fishes had decreased and supply increment was the reason for this situation. The highest price decrement was reported for mora by Rs.177.00/kg and the second highest price decrement was reported for thora by Rs.160.00/kg. Price decreased in the range of Rs.14.00-145.00/kg for other fish varieties.



Compared to the same period of last year, the price range of all varieties of fishes has decreased except shrimps in the range of 7%-31%. The highest price decrement percentage was reported by salaya.

Dried Fish

Wholesale

Due to increase of local dried fish supply, prices of most of the local and imported dried fish types have decreased. The highest price decrease of 5% was noted for local sprats due to high supply from Trincomalee, Mannar and Mullaitivu areas and the price ranged between Rs.1550.00-1750.00/kg. Likewise, a price decrease of 4% was noted for local mora due to high supply from Negombo and Jaffna area and the price ranged between Rs.1750.00-1850.00/kg. In addition, prices of local balaya and imported sprats have decreased by 1%.

However, a price increase of 13% was noted for local salaya due to low supply from Mannar, Chilaw and Puttalam areas and the price ranged between Rs.300.00-480.00/kg. In addition, prices of local maduwa and imported anguluwa have increased by 1%.

Compared to the same period of last year, current wholesale prices of all of the dried fish types have decreased in the range of 4%-48% and the highest price decrease was reported for local salaya.

Retail

In line with decreased wholesale prices, retail prices of all types of dried fish except anguluwa and salaya have decreased due to

increased supply. The highest price decrease was reported by local sprats by Rs.86.00/kg. The retail prices of remaining types have reported a decrement in the range of Rs.12.00-51.00/kg. Price increment of anguluwa and salaya was reported as Rs.43.00/kg and Rs.22.00/kg respectively.

Compared to the same period of last year, prices of most types of dried fish except mora have decreased in the range of 1%-19% and the highest price decrement was reported by balaya.

Eggs

Wholesale

Prices of brown and white eggs have decreased by 4% and 5% respectively and prices ranged between Rs.41.00-46.00/egg and Rs.39.00-42.00/egg respectively.

Compared to the same period of last year, prices of white egg have decreased by 15%.

Retail

A price decrement of both egg varieties, brown and white could be observed. The price range of a white egg was reported as Rs.41.00-45.00 and the price range of a brown egg was reported as Rs.44.00-48.00. The average price of white and brown eggs was reported as Rs.43.00 and 46.00 respectively.

Compared to the same period of last year, both types of egg can identify in the market and white and brown eggs reported a decrement of price by 11% and 9% respectively.

Meat

Retail

Broiler chicken, curry chicken and mutton have reported increment of retail prices in the range of Rs.11.00-18.00/kg. Beef and pork have reported a decrement of retail prices by Rs.3.00/kg and Rs.23.00/kg respectively.

Compared to the same period of last year, most types of meat except beef and mutton have decreased in the range of 15%-17%. A price increment percentage of beef and mutton has reported as 6% and 2% respectively.

EXPLANATORY NOTE

The Food Commodities Bulletin is a weekly publication containing information relating to wholesale and retail prices of selected food commodities in nine selected markets in and around Colombo and main markets in the major producing areas.

The information is analyzed and presented as prevailing prices, price ranges, averages, and a comparison of weekly prices. The changes in prices reported are always with price prevailed during the previous week unless otherwise stated.

The frequency of collection of wholesale price information is twice a week (i.e., Tuesday and Friday) while with retail prices, it is thrice a week (i.e., Friday, Monday, and Tuesday).

Table 01: Selected Markets: Wholesale Price of Rice (Rs/50kg bag)

Week 32: 02 - 08 Aug 2024

LOCATIONS	Rice Varieties													
	Samba 1		Samba 2		Keeri Samba		Nadu 1		Nadu 2		Raw Red		Raw White	
Colombo	11500	12000	11000	11500	12500	15750	10500	10750	10250	10350	9500	10000	9750	10500
Divulapitiya	11500	11600	11000	11300	14500	15000	10400	10500	10000	10300	9500	10100	9500	10250
Kurunegala	-	-	-	-	-	-	-	-	-	-	-	-	-	-
Nikaweratiya	12000	13250	10750	11350	14000	15000	10650	10900	9850	10400	-	-	9800	10000
Badulla	11500	11500	-	-	15500	15500	10500	10750	-	-	9400	9500	9750	9750
Puttalam	-	-	-	-	-	-	-	-	-	-	-	-	-	-
Dambulla	12750	12900	11400	11500	-	-	10750	10800	10400	10500	9500	9750	9500	9750
Anuradhapura	12750	13000	11400	11650	16250	17250	10750	10900	10250	10500	10000	10250	10250	10350
Tambuttegama	11500	11500	11250	11250	-	-	10300	10300	9850	9850	-	-	-	-
Polonnaruwa	12600	13100	11550	11600	16350	16850	10750	10850	9700	10450	10250	10300	9750	10350
Kalutara	-	-	-	-	-	-	-	-	-	-	-	-	-	-
Ampara	11500	11500	-	-	-	-	11000	11000	10250	10250	9650	9650	9250	9500
Kandy	11750	12000	11350	11500	15000	15500	10500	10750	10250	10350	9500	9750	10000	10250
Moneragala	12500	12750	10750	11250	16000	17000	10500	10850	-	-	8750	9000	9250	9500
Kegalle	-	-	-	-	-	-	-	-	-	-	-	-	-	-
Dehiattakandiya	12000	12500	-	-	12750	14500	10750	10850	10400	10650	8750	10250	9500	10350
Hambantota	11500	12500	-	-	15500	16000	10500	11000	-	-	8750	9000	9500	9750
Matara	11800	12000	-	-	-	-	10600	10800	-	-	9200	9300	9600	10000
Galle	13000	13250	-	-	16500	17000	10900	10950	-	-	9250	9900	10250	10400
Meegoda	11600	11700	11400	11500	12750	15000	10400	10500	10200	10300	9250	9750	9600	10100
Tissamaharama	-	-	-	-	-	-	-	-	-	-	-	-	-	-
Embilipitiya	11700	11800	-	-	16200	16250	10500	10600	-	-	8750	8900	9000	9100
Jaffna	12000	12100	-	-	16000	16500	10500	10500	10000	10250	8750	9000	10000	10250
Vavuniya	11500	11900	-	-	15900	16000	10500	10750	-	-	9500	9700	10250	10350
Mannar	11600	11800	-	-	15500	16000	10600	10750	10250	10500	9750	9900	10250	10400
Killinochchi	11750	12000	-	-	16000	16500	10500	10900	-	-	9750	9900	10250	10500
Mullattivu	11900	12250	-	-	16750	17000	-	-	9900	10250	9400	9750	10250	10500
Batticaloa	11850	12000	-	-	16300	16400	10500	10600	10100	10400	9650	9800	10350	10500
Trincomalee	11850	12000	-	-	16300	16500	10600	10750	10250	10400	9400	9500	10400	10500
Galenbindunuwewa	-	-	-	-	-	-	-	-	-	-	-	-	-	-
Matale	11750	12500	11400	11500	15000	16000	10750	10900	10250	10500	9250	9750	9900	10150

Table 02: Selected Markets: Retail Price of Rice (Rs/kg)

Week 32: 02 - 08 Aug 2024

LOCATIONS	Rice Varieties													
	Samba 1		Samba 2		Keeri Samba		Nadu 1		Nadu 2		Raw Red		Raw White	
Colombo	230.00	270.00	-	-	320.00	370.00	220.00	230.00	-	-	200.00	220.00	210.00	220.00
Gampaha	250.00	260.00	235.00	240.00	330.00	360.00	220.00	220.00	205.00	210.00	190.00	190.00	200.00	210.00
Kurunegala	-	-	-	-	-	-	-	-	-	-	-	-	-	-
Nikaweratiya	240.00	270.00	220.00	230.00	300.00	360.00	215.00	220.00	205.00	210.00	215.00	220.00	210.00	215.00
Dambulla	260.00	265.00	235.00	240.00	350.00	355.00	218.00	220.00	213.00	215.00	200.00	205.00	200.00	210.00
Anuradhapura	260.00	265.00	230.00	235.00	340.00	350.00	220.00	220.00	210.00	215.00	205.00	210.00	210.00	210.00
Thambuththegama	230.00	235.00	-	-	-	-	212.00	215.00	-	-	-	-	202.00	207.00
Polonnaruwa	255.00	265.00	230.00	240.00	330.00	345.00	218.00	220.00	210.00	212.00	208.00	210.00	195.00	210.00
Kaluthara	-	-	-	-	-	-	-	-	-	-	-	-	-	-
Badulla	250.00	255.00	-	-	320.00	320.00	220.00	220.00	-	-	195.00	195.00	195.00	200.00
Keppetipola	255.00	260.00	230.00	235.00	330.00	335.00	217.00	220.00	210.00	212.00	204.00	206.00	206.00	208.00
Moneragala	260.00	260.00	220.00	230.00	330.00	350.00	215.00	220.00	-	-	180.00	185.00	190.00	195.00
Kegalle	270.00	275.00	-	-	340.00	350.00	220.00	220.00	210.00	215.00	210.00	210.00	210.00	210.00
Ampara	230.00	270.00	-	-	-	-	213.00	220.00	-	-	195.00	210.00	187.00	210.00
Dehiattakandiya	250.00	260.00	-	-	300.00	350.00	220.00	220.00	210.00	215.00	175.00	210.00	190.00	210.00
Nuwaraeliya	250.00	260.00	230.00	235.00	330.00	340.00	218.00	220.00	210.00	212.00	206.00	210.00	210.00	212.00
Kandy	260.00	265.00	235.00	240.00	330.00	340.00	220.00	225.00	205.00	210.00	200.00	210.00	210.00	215.00
Puttalam	-	-	225.00	230.00	-	-	220.00	220.00	200.00	205.00	190.00	220.00	195.00	200.00
Hambantota	240.00	260.00	-	-	320.00	340.00	220.00	230.00	-	-	180.00	185.00	200.00	210.00
Rathnapura	258.00	270.00	-	-	330.00	350.00	220.00	230.00	212.00	215.00	190.00	196.00	205.00	215.00
Matara	260.00	270.00	-	-	330.00	360.00	220.00	220.00	-	-	186.00	190.00	200.00	205.00
Galle	270.00	270.00	-	-	350.00	360.00	220.00	220.00	-	-	200.00	200.00	210.00	210.00
Tissamaharama	-	-	-	-	-	-	-	-	-	-	-	-	-	-
Meegoda (DEC)	-	-	235.00	245.00	310.00	315.00	215.00	220.00	210.00	210.00	195.00	200.00	200.00	210.00
Embilipitiya	240.00	260.00	-	-	310.00	325.00	210.00	220.00	200.00	205.00	178.00	185.00	195.00	205.00
Jaffna	240.00	250.00	-	-	340.00	345.00	220.00	225.00	215.00	215.00	190.00	200.00	210.00	220.00
Vavuniya	240.00	245.00	-	-	340.00	345.00	218.00	224.00	-	-	200.00	205.00	210.00	214.00
Mannar	240.00	250.00	-	-	330.00	350.00	220.00	225.00	212.00	215.00	205.00	210.00	215.00	220.00
Killinochchi	245.00	250.00	-	-	335.00	340.00	220.00	225.00	215.00	218.00	200.00	205.00	215.00	220.00
Mullaittivu	242.00	250.00	-	-	338.00	345.00	-	-	200.00	210.00	190.00	198.00	210.00	220.00
Batticaloa	245.00	248.00	-	-	338.00	340.00	217.00	220.00	210.00	215.00	200.00	204.00	215.00	216.00
Trincomalee	247.00	250.00	-	-	336.00	340.00	220.00	225.00	215.00	218.00	196.00	200.00	218.00	220.00
Hanguranketha	-	-	230.00	230.00	-	-	217.00	220.00	210.00	215.00	190.00	206.00	202.00	210.00
Veyangoda	-	-	-	-	-	-	-	-	-	-	-	-	-	-
Galenbindunuwewa	-	-	-	-	-	-	-	-	-	-	-	-	-	-
Bandarawela	-	-	-	-	340.00	350.00	220.00	225.00	-	-	195.00	200.00	200.00	205.00
Matale	250.00	260.00	230.00	240.00	315.00	335.00	218.00	220.00	210.00	212.00	190.00	200.00	205.00	210.00

Table 04: Selected Markets: Wholesale Price of Subsidiary Food (Rs/50kg)

Week 32: 02 - 08 Aug 2024

LOCATION	Dried Chillies		Red Onion		Big Onion	Potato			Pulses		
	Imported		Imported	Local		Imported	Welimada	Nuwara Eliya	Green Gram	Cowpea	Red Dhal
Colombo	35000 - 40000	12500 - 13000	14000 - 21000	6500 - 11500	8000 - 9000	17500 - 18000	18500 - 20000	40000 - 42500	37500 - 42500	13250 - 13750	
Kurunegala	-	-	-	-	-	-	-	-	-	-	
Nikaweratiya	36250 - 38500	14000 - 15500	-	7500 - 11500	9000 - 10000	-	-	35000 - 40000	-	13750 - 14500	
Dehiattakandiya	36000 - 38000	-	17500 - 17600	7000 - 10000	8750 - 10000	-	22500 - 24000	44500 - 44500	40000 - 40000	13500 - 15000	
Dambulla (DEC)	34500 - 36000	16000 - 16500	13000 - 14000	7000 - 11000	8500 - 8750	-	19000 - 20000	32500 - 34000	34000 - 35000	13000 - 13750	
Anuradhapura	40000 - 43000	14000 - 17000	-	7750 - 11750	8500 - 11000	-	-	42500 - 45000	40000 - 44000	13900 - 14500	
Thambuththegama	37500 - 37500	12500 - 12500	10000 - 12500	7250 - 11500	9000 - 9250	-	-	35000 - 37500	38750 - 40000	13300 - 13750	
Polonnaruwa	40000 - 43000	17500 - 18250	19500 - 21500	12000 - 12500	11500 - 12500	-	23500 - 23750	39000 - 40000	37000 - 37500	14750 - 15250	
Kaluthara	-	-	-	-	-	-	-	-	-	-	
Puttalam	-	-	11500 - 14000	-	-	-	-	-	-	-	
Kandy	37500 - 40000	15000 - 16000	14000 - 15000	7500 - 11250	8500 - 9000	-	19500 - 20000	40000 - 42500	40000 - 42000	13750 - 14250	
Matara	40000 - 42500	-	17500 - 18000	11500 - 12250	10000 - 11250	-	-	41500 - 45000	44000 - 46000	14250 - 14750	
Hambantota	37500 - 42500	-	-	11250 - 12500	9000 - 10000	-	-	38750 - 39000	39000 - 39000	14000 - 14500	
Kegalle	38500 - 39000	16000 - 16500	-	7000 - 10500	9500 - 10000	-	21000 - 21500	41500 - 42000	44500 - 45000	14250 - 15000	
Galle	39000 - 42000	-	19000 - 22500	8750 - 12500	12000 - 12500	-	22500 - 23250	47500 - 50000	42500 - 46000	15000 - 15500	
Tissamaharama	-	-	-	-	-	-	-	-	-	-	
Meegoda (DEC)	35500 - 38000	-	12500 - 14500	7000 - 11500	9000 - 9500	18000 - 19000	20000 - 21000	37500 - 47500	42500 - 45000	13500 - 14250	
Jaffna	40000 - 40500	-	15750 - 16500	11000 - 11750	11000 - 11500	-	-	37500 - 38000	-	14000 - 14500	
Vavuniya	41000 - 42500	-	10000 - 11000	7750 - 8500	10000 - 11250	-	-	36500 - 37500	-	14500 - 14700	
Mannar	37500 - 40000	12500 - 13500	-	8500 - 11500	9500 - 10000	-	-	37500 - 40000	-	14000 - 14250	
Killinochchi	39000 - 41000	-	17500 - 18500	10000 - 11500	10000 - 11500	-	-	37500 - 39000	-	14000 - 14500	
Mullattivu	41000 - 41500	-	-	9500 - 10500	10000 - 11000	-	-	43000 - 44000	-	14400 - 14700	
Batticaloa	40000 - 41000	13250 - 13750	17500 - 18500	12000 - 12500	10500 - 11000	18500 - 19500	24000 - 24500	45500 - 46500	-	14000 - 14300	
Trincomalee	37000 - 38000	15000 - 16000	10750 - 11500	9500 - 11250	9000 - 9750	-	-	38000 - 39000	-	14250 - 14700	
Galenbindunuwewa	-	-	-	-	-	-	-	-	-	-	
Matale	37500 - 40000	-	18000 - 20000	7500 - 11500	9250 - 9500	-	20000 - 21000	39000 - 40000	40000 - 41000	14000 - 14750	

Table 05: Selected Markets: Retail Price of Subsidiary Food Crops (Rs/kg)

Week 32: 02 - 08 Aug 2024

LOCATIONS	Dried Chillies	Red Onion		Big Onion	Potato			Pulses		
	Imported	Imported	Local		Imported	Welimada	Nuwara Eliya	Green Gram	Cowpea	Red Dhal
Colombo	800.00 - 1200.00	400.00 - 450.00	480.00 - 560.00	180.00 - 300.00	220.00 - 300.00	-	460.00 - 560.00	1000.00 - 1400.00	850.00 - 1200.00	300.00 - 360.00
Gampaha	950.00 - 1200.00	400.00 - 415.00	480.00 - 560.00	240.00 - 300.00	240.00 - 280.00	-	520.00 - 560.00	1300.00 - 1400.00	1190.00 - 1200.00	300.00 - 330.00
Kurunegala	-	-	-	-	-	-	-	-	-	-
Nikaweratiya	800.00 - 850.00	360.00 - 400.00	-	200.00 - 260.00	210.00 - 240.00	-	-	900.00 - 1000.00	850.00 - 900.00	300.00 - 330.00
Dambulla	800.00 - 850.00	380.00 - 400.00	-	180.00 - 240.00	200.00 - 220.00	-	-	900.00 - 1000.00	900.00 - 1000.00	290.00 - 320.00
Anuradhapura	850.00 - 1000.00	360.00 - 400.00	-	180.00 - 250.00	220.00 - 260.00	-	-	900.00 - 950.00	850.00 - 950.00	295.00 - 320.00
Thambuthhegama	800.00 - 850.00	-	300.00 - 350.00	180.00 - 230.00	210.00 - 220.00	-	-	800.00 - 850.00	850.00 - 900.00	295.00 - 300.00
Polonnaruwa	880.00 - 960.00	360.00 - 380.00	400.00 - 440.00	250.00 - 270.00	240.00 - 260.00	-	480.00 - 500.00	860.00 - 900.00	840.00 - 900.00	308.00 - 320.00
Kaluthara	-	-	-	-	-	-	-	-	-	-
Badulla	850.00 - 850.00	400.00 - 420.00	-	200.00 - 260.00	260.00 - 280.00	400.00 - 420.00	-	900.00 - 900.00	900.00 - 900.00	300.00 - 310.00
Keppetipola	860.00 - 920.00	360.00 - 380.00	380.00 - 400.00	190.00 - 280.00	260.00 - 300.00	400.00 - 420.00	-	950.00 - 980.00	950.00 - 980.00	305.00 - 315.00
Moneragala	850.00 - 950.00	-	-	180.00 - 260.00	260.00 - 300.00	400.00 - 400.00	480.00 - 480.00	800.00 - 1000.00	800.00 - 900.00	300.00 - 320.00
Kegalle	800.00 - 880.00	400.00 - 420.00	-	200.00 - 260.00	210.00 - 240.00	-	480.00 - 500.00	800.00 - 960.00	920.00 - 950.00	290.00 - 340.00
Ampara	825.00 - 850.00	390.00 - 480.00	-	245.00 - 270.00	230.00 - 240.00	-	460.00 - 480.00	900.00 - 950.00	850.00 - 900.00	300.00 - 340.00
Dehiattakandiya	800.00 - 800.00	-	400.00 - 400.00	180.00 - 220.00	200.00 - 220.00	-	480.00 - 520.00	900.00 - 1300.00	900.00 - 900.00	300.00 - 320.00
Nuwaraeliya	950.00 - 980.00	380.00 - 400.00	400.00 - 420.00	220.00 - 280.00	260.00 - 300.00	-	450.00 - 480.00	960.00 - 990.00	960.00 - 980.00	295.00 - 312.00
Kandy	880.00 - 900.00	-	480.00 - 500.00	190.00 - 270.00	220.00 - 240.00	-	480.00 - 500.00	960.00 - 1000.00	950.00 - 1000.00	300.00 - 320.00
Puttalam	800.00 - 900.00	-	300.00 - 400.00	190.00 - 260.00	220.00 - 240.00	-	-	800.00 - 840.00	800.00 - 900.00	295.00 - 320.00
Rathnapura	1000.00 - 1100.00	400.00 - 440.00	-	260.00 - 300.00	240.00 - 265.00	-	-	950.00 - 1000.00	950.00 - 1000.00	310.00 - 330.00
Hambantota	800.00 - 900.00	-	440.00 - 450.00	240.00 - 270.00	200.00 - 240.00	-	-	800.00 - 1000.00	900.00 - 1000.00	300.00 - 360.00
Matara	850.00 - 900.00	-	400.00 - 440.00	250.00 - 270.00	230.00 - 240.00	400.00 - 440.00	-	850.00 - 1000.00	900.00 - 1000.00	310.00 - 330.00
Galle	880.00 - 900.00	-	400.00 - 560.00	180.00 - 270.00	260.00 - 300.00	-	480.00 - 495.00	1000.00 - 1300.00	950.00 - 1000.00	320.00 - 330.00
Tissamaharama	-	-	-	-	-	-	-	-	-	-
Meegoda (DEC)	800.00 - 850.00	-	350.00 - 480.00	180.00 - 260.00	200.00 - 260.00	400.00 - 400.00	460.00 - 480.00	800.00 - 1040.00	900.00 - 1040.00	290.00 - 320.00
Embilipitiya	820.00 - 900.00	-	400.00 - 450.00	180.00 - 260.00	220.00 - 260.00	-	460.00 - 480.00	850.00 - 1020.00	950.00 - 1020.00	290.00 - 330.00
Jaffna	850.00 - 880.00	-	350.00 - 370.00	250.00 - 280.00	240.00 - 270.00	-	-	820.00 - 850.00	-	300.00 - 315.00
Vavuniya	950.00 - 1000.00	-	-	200.00 - 220.00	240.00 - 260.00	-	-	850.00 - 860.00	-	300.00 - 310.00
Mannar	850.00 - 950.00	-	400.00 - 420.00	200.00 - 250.00	220.00 - 240.00	-	-	850.00 - 900.00	-	300.00 - 330.00
Killinochchi	840.00 - 870.00	-	400.00 - 440.00	240.00 - 260.00	240.00 - 260.00	-	-	800.00 - 840.00	-	300.00 - 310.00
Mullaittivu	820.00 - 840.00	-	-	-	220.00 - 250.00	-	-	890.00 - 900.00	-	295.00 - 300.00
Batticaloa	850.00 - 880.00	-	400.00 - 430.00	280.00 - 320.00	250.00 - 260.00	420.00 - 440.00	550.00 - 560.00	960.00 - 980.00	-	300.00 - 305.00
Trincomalee	850.00 - 870.00	-	350.00 - 380.00	260.00 - 300.00	240.00 - 260.00	-	-	850.00 - 880.00	-	310.00 - 316.00
Hanguranketha	800.00 - 880.00	-	-	220.00 - 265.00	240.00 - 275.00	420.00 - 420.00	-	850.00 - 965.00	850.00 - 998.00	295.00 - 300.00
Veyangoda	-	-	-	-	-	-	-	-	-	-
Galenbindunuwewa	-	-	-	-	-	-	-	-	-	-
Bandarawela	850.00 - 900.00	380.00 - 420.00	-	200.00 - 260.00	220.00 - 260.00	400.00 - 420.00	-	1000.00 - 1100.00	900.00 - 950.00	310.00 - 320.00
Matale	800.00 - 850.00	-	440.00 - 460.00	180.00 - 240.00	200.00 - 205.00	-	480.00 - 500.00	800.00 - 900.00	850.00 - 950.00	290.00 - 300.00

Table 06: Selected Markets: Wholesale Price of Vegetables(Rs/kg)

Week 32: 02 - 08 Aug 2024

Locations	Butter Beans	Green Beans	Carrot	Leeks	Beetroot	Knolkhol
Colombo	-	250.00 - 450.00	180.00 - 250.00	250.00 - 300.00	180.00 - 250.00	100.00 - 150.00
Meegoda (DEC)	-	430.00 - 460.00	270.00 - 300.00	320.00 - 350.00	200.00 - 250.00	120.00 - 140.00
Dambulla (DEC)	-	350.00 - 450.00	170.00 - 250.00	300.00 - 350.00	180.00 - 250.00	50.00 - 70.00
Keppetipola (DEC)	-	300.00 - 350.00	150.00 - 170.00	250.00 - 280.00	150.00 - 200.00	70.00 - 100.00
Norochchole (DEC)	-	-	-	-	130.00 - 220.00	-
Nuwara Eliya	-	260.00 - 300.00	200.00 - 210.00	260.00 - 270.00	190.00 - 200.00	110.00 - 120.00
Kandy	-	350.00 - 400.00	200.00 - 230.00	300.00 - 320.00	200.00 - 220.00	80.00 - 100.00
Hambantota	-	350.00 - 450.00	300.00 - 350.00	350.00 - 400.00	250.00 - 300.00	150.00 - 180.00
Thambuththegama (DEC)	-	400.00 - 550.00	250.00 - 320.00	300.00 - 330.00	180.00 - 200.00	-
Jaffna	-	560.00 - 580.00	300.00 - 320.00	400.00 - 420.00	250.00 - 270.00	-
Bandarawela	-	250.00 - 320.00	220.00 - 250.00	270.00 - 300.00	-	140.00 - 160.00
Veyangoda	-	-	-	-	-	-

Locations	Raddish	Cabbage	Tomato	Ladies Fingers	Brinjal	Capsicum
Colombo	50.00 - 60.00	200.00 - 280.00	150.00 - 200.00	50.00 - 100.00	200.00 - 300.00	600.00 - 800.00
Meegoda (DEC)	100.00 - 140.00	280.00 - 360.00	220.00 - 250.00	70.00 - 130.00	260.00 - 330.00	900.00 - 950.00
Moneragala	120.00 - 130.00	300.00 - 350.00	200.00 - 220.00	120.00 - 150.00	160.00 - 240.00	550.00 - 700.00
Dambulla (DEC)	30.00 - 40.00	250.00 - 290.00	150.00 - 170.00	50.00 - 60.00	150.00 - 200.00	700.00 - 850.00
Keppetipola (DEC)	50.00 - 70.00	200.00 - 230.00	150.00 - 180.00	60.00 - 70.00	150.00 - 200.00	800.00 - 900.00
Norochchole (DEC)	20.00 - 30.00	-	-	40.00 - 60.00	120.00 - 180.00	650.00 - 850.00
Nuwara Eliya	50.00 - 60.00	260.00 - 270.00	160.00 - 180.00	70.00 - 80.00	180.00 - 220.00	840.00 - 860.00
Kandy	50.00 - 60.00	180.00 - 240.00	150.00 - 170.00	70.00 - 80.00	200.00 - 250.00	750.00 - 800.00
Hambantota	80.00 - 100.00	300.00 - 350.00	280.00 - 320.00	150.00 - 160.00	200.00 - 300.00	800.00 - 900.00
Thambuththegama (DEC)	30.00 - 60.00	280.00 - 350.00	160.00 - 220.00	30.00 - 50.00	160.00 - 250.00	700.00 - 800.00
Tissamaharama	-	-	-	-	-	-
Jaffna	80.00 - 90.00	350.00 - 360.00	250.00 - 260.00	150.00 - 160.00	270.00 - 280.00	850.00 - 860.00
Bandarawela	60.00 - 80.00	220.00 - 260.00	180.00 - 200.00	-	160.00 - 200.00	-
Veyangoda	-	-	-	-	-	-

Locations	Pumpkin	Cucumber	Bitter Gourd	Snake Gourd	Drumstick	Luffa
Colombo	120.00 - 140.00	20.00 - 50.00	150.00 - 180.00	150.00 - 180.00	40.00 - 120.00	150.00 - 200.00
Meegoda (DEC)	130.00 - 140.00	40.00 - 60.00	170.00 - 200.00	160.00 - 180.00	-	170.00 - 200.00
Moneragala	140.00 - 220.00	80.00 - 100.00	250.00 - 300.00	260.00 - 300.00	100.00 - 120.00	200.00 - 250.00
Dambulla (DEC)	100.00 - 130.00	30.00 - 40.00	140.00 - 170.00	100.00 - 140.00	70.00 - 90.00	140.00 - 150.00
Keppetipola (DEC)	100.00 - 120.00	40.00 - 50.00	160.00 - 180.00	130.00 - 140.00	60.00 - 80.00	140.00 - 150.00
Norochchole (DEC)	-	20.00 - 30.00	150.00 - 280.00	100.00 - 150.00	60.00 - 100.00	120.00 - 170.00
Nuwara Eliya	120.00 - 140.00	50.00 - 60.00	180.00 - 200.00	150.00 - 160.00	80.00 - 100.00	150.00 - 170.00
Kandy	130.00 - 150.00	40.00 - 50.00	180.00 - 200.00	130.00 - 150.00	60.00 - 130.00	200.00 - 230.00
Hambantota	180.00 - 230.00	60.00 - 100.00	200.00 - 250.00	150.00 - 200.00	80.00 - 120.00	240.00 - 300.00
Thambuththegama (DEC)	90.00 - 120.00	15.00 - 20.00	120.00 - 150.00	90.00 - 120.00	-	100.00 - 120.00
Tissamaharama	-	-	-	-	-	-
Jaffna	120.00 - 130.00	80.00 - 90.00	500.00 - 520.00	70.00 - 85.00	80.00 - 90.00	-
Bandarawela	140.00 - 150.00	60.00 - 70.00	-	-	-	-
Veyangoda	-	-	-	-	-	-

Table 06 (Contd.)

	Long Beans	Ash Plantain	Green Chillies	Lime	Sweet Potatoe	Manioc
Colombo	100.00 - 200.00	220.00 - 230.00	400.00 - 450.00	300.00 - 450.00	120.00 - 140.00	80.00 - 120.00
Meegoda (DEC)	130.00 - 150.00	220.00 - 270.00	480.00 - 520.00	380.00 - 420.00	90.00 - 110.00	100.00 - 110.00
Moneragala	200.00 - 250.00	80.00 - 100.00	600.00 - 700.00	400.00 - 450.00	150.00 - 160.00	80.00 - 100.00
Dambulla (DEC)	160.00 - 200.00	180.00 - 220.00	350.00 - 450.00	280.00 - 320.00	70.00 - 90.00	70.00 - 90.00
Keppetipola (DEC)	160.00 - 170.00	160.00 - 170.00	450.00 - 500.00	400.00 - 430.00	100.00 - 120.00	100.00 - 120.00
Norochhole (DEC)	70.00 - 120.00	-	380.00 - 450.00	-	-	80.00 - 100.00
Nuwara Eliya	180.00 - 200.00	180.00 - 200.00	500.00 - 550.00	450.00 - 480.00	120.00 - 130.00	90.00 - 100.00
Kandy	130.00 - 150.00	150.00 - 180.00	500.00 - 550.00	400.00 - 420.00	100.00 - 130.00	90.00 - 100.00
Hambantota	100.00 - 200.00	120.00 - 180.00	400.00 - 580.00	400.00 - 450.00	160.00 - 180.00	120.00 - 150.00
Thambuththegama (DEC)	120.00 - 160.00	180.00 - 200.00	400.00 - 550.00	250.00 - 330.00	100.00 - 140.00	80.00 - 100.00
Tissamaharama	-	-	-	-	-	-
Jaffna	450.00 - 470.00	200.00 - 220.00	420.00 - 430.00	460.00 - 470.00	120.00 - 130.00	100.00 - 130.00
Bandarawela	-	-	380.00 - 440.00	-	100.00 - 110.00	-
Veyangoda	-	-	-	-	-	-

Locations	Leafy Vegetables (Rs/bundle)			Coconut (Rs/nut)	
	Mukunuwenna	Kankun	Gotukola	Large	Small
Colombo	40.00 - 45.00	40.00 - 45.00	300.00 - 350.00	100.00 - 115.00	90.00 - 95.00
Meegoda (DEC)	50.00 - 50.00	50.00 - 50.00	240.00 - 240.00	100.00 - 105.00	85.00 - 90.00
Norochhole (DEC)	-	-	-	-	-
Nuwara Eliya	-	-	-	-	-
Dambulla (DEC)	25.00 - 30.00	25.00 - 30.00	125.00 - 125.00	80.00 - 85.00	65.00 - 70.00
Kandy	50.00 - 55.00	50.00 - 60.00	250.00 - 260.00	95.00 - 98.00	70.00 - 75.00
Hambantota	35.00 - 40.00	30.00 - 40.00	180.00 - 240.00	-	-
Thambuththegama (DEC)	-	-	-	-	-
Tissamaharama	-	-	-	-	-
Jaffna	65.00 - 75.00	40.00 - 45.00	120.00 - 125.00	85.00 - 95.00	50.00 - 55.00
Bandarawela	-	-	-	-	-
Veyangoda	-	-	-	-	-

Colombo, Meegoda, Norochhole, Jaffna, Dambulla and Kandy - Gotukola Price Rs/Kg

Table 07: Selected Markets: Retail Price of Vegetables (Rs/kg)

Week 32: 02 - 08 Aug 2024

LOCATIONS	Up Country Varieties									
	Butter Beans	Green Beans	Carrot	Leeks	Beetroot	Knol Khol	Raddish	Cabbage	Tomato	
Colombo	-	330.00 - 660.00	260.00 - 480.00	360.00 - 600.00	240.00 - 480.00	110.00 - 420.00	80.00 - 320.00	300.00 - 600.00	240.00 - 480.00	
Gampaha	-	520.00 - 560.00	400.00 - 480.00	450.00 - 520.00	320.00 - 400.00	260.00 - 320.00	180.00 - 240.00	440.00 - 500.00	360.00 - 440.00	
Kurunegala	-	-	-	-	-	-	-	-	-	
Nikaweratiya	-	560.00 - 600.00	480.00 - 480.00	480.00 - 520.00	400.00 - 480.00	280.00 - 320.00	120.00 - 120.00	400.00 - 460.00	400.00 - 400.00	
Dambulla	-	550.00 - 600.00	400.00 - 450.00	460.00 - 500.00	400.00 - 440.00	200.00 - 240.00	160.00 - 200.00	380.00 - 400.00	280.00 - 300.00	
Anuradhapura	-	560.00 - 640.00	400.00 - 480.00	440.00 - 520.00	320.00 - 480.00	300.00 - 360.00	120.00 - 200.00	360.00 - 480.00	280.00 - 400.00	
Thambuththegama	-	400.00 - 550.00	300.00 - 350.00	360.00 - 400.00	250.00 - 300.00	-	80.00 - 90.00	350.00 - 400.00	220.00 - 300.00	
Polonnaruwa	-	640.00 - 660.00	450.00 - 480.00	470.00 - 490.00	550.00 - 570.00	250.00 - 280.00	130.00 - 150.00	410.00 - 430.00	400.00 - 420.00	
Kaluthara	-	-	-	-	-	-	-	-	-	
Badulla	-	400.00 - 480.00	320.00 - 400.00	400.00 - 460.00	400.00 - 460.00	320.00 - 320.00	160.00 - 200.00	360.00 - 400.00	240.00 - 320.00	
Keppetipola	-	380.00 - 400.00	260.00 - 280.00	360.00 - 380.00	250.00 - 260.00	160.00 - 180.00	150.00 - 160.00	280.00 - 300.00	250.00 - 280.00	
Moneragala	-	580.00 - 600.00	340.00 - 400.00	400.00 - 480.00	400.00 - 480.00	240.00 - 260.00	140.00 - 200.00	400.00 - 480.00	320.00 - 400.00	
Kegalle	-	500.00 - 540.00	480.00 - 520.00	480.00 - 520.00	360.00 - 400.00	240.00 - 280.00	240.00 - 280.00	440.00 - 480.00	320.00 - 360.00	
Ampara	-	460.00 - 520.00	400.00 - 440.00	400.00 - 440.00	320.00 - 480.00	160.00 - 320.00	120.00 - 200.00	380.00 - 400.00	300.00 - 320.00	
Dehiattakandiya	-	400.00 - 480.00	320.00 - 400.00	460.00 - 480.00	300.00 - 400.00	120.00 - 200.00	100.00 - 150.00	300.00 - 400.00	300.00 - 300.00	
Nuwaraeliya	-	400.00 - 420.00	300.00 - 330.00	380.00 - 400.00	280.00 - 300.00	220.00 - 240.00	140.00 - 160.00	360.00 - 400.00	300.00 - 340.00	
Kandy	-	450.00 - 500.00	450.00 - 480.00	450.00 - 480.00	280.00 - 300.00	160.00 - 200.00	140.00 - 160.00	260.00 - 300.00	260.00 - 300.00	
Puttalam	-	550.00 - 600.00	350.00 - 480.00	400.00 - 600.00	280.00 - 480.00	240.00 - 300.00	120.00 - 150.00	400.00 - 500.00	300.00 - 360.00	
Hambantota	-	480.00 - 560.00	360.00 - 480.00	400.00 - 480.00	300.00 - 400.00	200.00 - 300.00	120.00 - 160.00	400.00 - 480.00	300.00 - 400.00	
Rathnapura	-	400.00 - 480.00	380.00 - 460.00	400.00 - 480.00	380.00 - 480.00	320.00 - 420.00	150.00 - 230.00	400.00 - 460.00	280.00 - 350.00	
Matara	-	520.00 - 600.00	320.00 - 440.00	460.00 - 480.00	360.00 - 460.00	200.00 - 220.00	100.00 - 140.00	380.00 - 400.00	320.00 - 400.00	
Galle	-	580.00 - 600.00	400.00 - 440.00	480.00 - 500.00	350.00 - 360.00	180.00 - 250.00	160.00 - 200.00	360.00 - 440.00	340.00 - 400.00	
Tissamaharama	-	-	-	-	-	-	-	-	-	
Meegoda (DEC)	-	420.00 - 520.00	360.00 - 400.00	400.00 - 480.00	320.00 - 400.00	240.00 - 300.00	200.00 - 240.00	400.00 - 480.00	320.00 - 400.00	
Embilipitiya	-	500.00 - 600.00	350.00 - 400.00	400.00 - 480.00	360.00 - 480.00	280.00 - 320.00	100.00 - 140.00	360.00 - 400.00	240.00 - 300.00	
Jaffna	-	600.00 - 650.00	350.00 - 380.00	450.00 - 500.00	300.00 - 350.00	-	120.00 - 150.00	400.00 - 450.00	300.00 - 350.00	
Vavuniya	-	700.00 - 750.00	600.00 - 650.00	500.00 - 600.00	400.00 - 460.00	300.00 - 340.00	180.00 - 200.00	450.00 - 520.00	300.00 - 340.00	
Mannar	-	600.00 - 650.00	400.00 - 450.00	600.00 - 650.00	400.00 - 450.00	-	160.00 - 200.00	440.00 - 480.00	360.00 - 440.00	
Killinochchi	-	720.00 - 750.00	580.00 - 620.00	540.00 - 560.00	440.00 - 460.00	-	200.00 - 230.00	440.00 - 460.00	340.00 - 360.00	
Mullaittivu	-	700.00 - 750.00	400.00 - 450.00	480.00 - 540.00	300.00 - 340.00	-	180.00 - 220.00	420.00 - 480.00	300.00 - 340.00	
Batticaloa	-	600.00 - 650.00	400.00 - 430.00	480.00 - 520.00	400.00 - 440.00	240.00 - 250.00	180.00 - 200.00	450.00 - 480.00	360.00 - 400.00	
Trincomalee	-	720.00 760.00	530.00 550.00	540.00 560.00	460.00 500.00	-	200.00 - 220.00	400.00 440.00	340.00 370.00	
Hanguranketha	-	400.00 - 440.00	240.00 - 280.00	320.00 - 360.00	240.00 - 260.00	120.00 - 160.00	80.00 - 100.00	220.00 - 280.00	100.00 - 140.00	
Veyangoda	-	-	-	-	-	-	-	-	-	
Galenbindunuwewa	-	-	-	-	-	-	-	-	-	
Bandarawela	-	400.00 - 450.00	320.00 - 380.00	400.00 - 450.00	450.00 - 480.00	240.00 - 280.00	160.00 - 180.00	340.00 - 380.00	280.00 - 320.00	
Matale	-	560.00 - 600.00	400.00 - 440.00	480.00 - 520.00	320.00 - 360.00	160.00 - 180.00	120.00 - 140.00	320.00 - 360.00	240.00 - 280.00	

Table 07 (Contd.)

LOCATIONS	Low Country Varieties										
	Ladies Fingers	Brinjal	Capsicum	Pumpkin	Cucumber	Bitter Gourd	Snake Gourd	Drumstick	Luffa	Long Beans	
Colombo	120.00 - 360.00	240.00 - 480.00	700.00 - 1400.00	150.00 - 320.00	70.00 - 260.00	200.00 - 480.00	180.00 - 480.00	150.00 - 480.00	200.00 - 420.00	180.00 - 480.00	
Gampaha	240.00 - 300.00	360.00 - 400.00	1100.00 - 1200.00	240.00 - 320.00	120.00 - 200.00	360.00 - 400.00	260.00 - 300.00	240.00 - 320.00	360.00 - 410.00	280.00 - 320.00	
Kurunegala	-	-	-	-	-	-	-	-	-	-	
Nikaweratiya	120.00 - 160.00	320.00 - 400.00	800.00 - 880.00	200.00 - 200.00	120.00 - 160.00	320.00 - 400.00	200.00 - 240.00	240.00 - 320.00	240.00 - 320.00	160.00 - 200.00	
Dambulla	200.00 - 240.00	380.00 - 440.00	1200.00 - 1300.00	200.00 - 260.00	120.00 - 140.00	340.00 - 380.00	280.00 - 300.00	150.00 - 180.00	240.00 - 300.00	300.00 - 320.00	
Anuradhapura	160.00 - 240.00	320.00 - 400.00	1000.00 - 1200.00	200.00 - 320.00	120.00 - 200.00	280.00 - 320.00	240.00 - 280.00	280.00 - 360.00	280.00 - 320.00	300.00 - 360.00	
Thambuththegama	100.00 - 120.00	230.00 - 280.00	850.00 - 900.00	130.00 - 150.00	50.00 - 60.00	160.00 - 180.00	140.00 - 160.00	-	150.00 - 160.00	150.00 - 200.00	
Polonnaruwa	150.00 - 180.00	340.00 - 360.00	980.00 - 1100.00	140.00 - 160.00	160.00 - 180.00	320.00 - 380.00	250.00 - 300.00	140.00 - 160.00	340.00 - 360.00	330.00 - 360.00	
Kaluthara	-	-	-	-	-	-	-	-	-	-	
Badulla	160.00 - 240.00	320.00 - 320.00	800.00 - 1000.00	240.00 - 320.00	120.00 - 160.00	300.00 - 320.00	300.00 - 400.00	160.00 - 240.00	320.00 - 320.00	240.00 - 320.00	
Keppetipola	160.00 - 180.00	250.00 - 270.00	960.00 - 980.00	200.00 - 220.00	130.00 - 150.00	260.00 - 280.00	220.00 - 240.00	150.00 - 160.00	240.00 - 260.00	240.00 - 260.00	
Moneragala	160.00 - 200.00	300.00 - 320.00	800.00 - 1000.00	260.00 - 300.00	160.00 - 200.00	400.00 - 480.00	360.00 - 400.00	200.00 - 220.00	320.00 - 360.00	320.00 - 360.00	
Kegalle	200.00 - 240.00	360.00 - 400.00	950.00 - 1000.00	200.00 - 240.00	120.00 - 160.00	240.00 - 280.00	280.00 - 320.00	200.00 - 240.00	360.00 - 400.00	360.00 - 400.00	
Ampara	200.00 - 320.00	300.00 - 400.00	1000.00 - 1200.00	200.00 - 280.00	120.00 - 200.00	240.00 - 320.00	320.00 - 360.00	220.00 - 280.00	280.00 - 360.00	280.00 - 360.00	
Dehiattakandiya	200.00 - 300.00	300.00 - 320.00	700.00 - 700.00	200.00 - 200.00	100.00 - 120.00	400.00 - 400.00	300.00 - 320.00	200.00 - 300.00	320.00 - 400.00	260.00 - 300.00	
Nuwaraeliya	200.00 - 220.00	280.00 - 300.00	980.00 - 1000.00	250.00 - 260.00	150.00 - 160.00	300.00 - 320.00	260.00 - 280.00	180.00 - 200.00	260.00 - 280.00	280.00 - 300.00	
Kandy	160.00 - 180.00	320.00 - 360.00	900.00 - 950.00	160.00 - 200.00	100.00 - 120.00	240.00 - 260.00	160.00 - 200.00	160.00 - 200.00	300.00 - 320.00	200.00 - 240.00	
Puttalam	120.00 - 240.00	250.00 - 400.00	700.00 - 1200.00	180.00 - 300.00	100.00 - 200.00	250.00 - 400.00	240.00 - 300.00	150.00 - 400.00	250.00 - 400.00	200.00 - 300.00	
Rathnapura	160.00 - 200.00	250.00 - 320.00	1000.00 - 1200.00	200.00 - 240.00	100.00 - 160.00	260.00 - 320.00	215.00 - 300.00	120.00 - 200.00	320.00 - 400.00	240.00 - 320.00	
Hambantota	200.00 - 280.00	300.00 - 380.00	1000.00 - 1100.00	200.00 - 260.00	80.00 - 160.00	300.00 - 350.00	200.00 - 240.00	100.00 - 200.00	300.00 - 400.00	160.00 - 220.00	
Matara	200.00 - 240.00	300.00 - 360.00	800.00 - 1000.00	200.00 - 220.00	100.00 - 120.00	380.00 - 400.00	280.00 - 320.00	120.00 - 160.00	320.00 - 380.00	260.00 - 300.00	
Galle	160.00 - 200.00	360.00 - 400.00	960.00 - 1000.00	200.00 - 240.00	160.00 - 180.00	280.00 - 320.00	280.00 - 320.00	160.00 - 200.00	260.00 - 320.00	240.00 - 300.00	
Tissamaharama	-	-	-	-	-	-	-	-	-	-	
Meegoda (DEC)	160.00 - 240.00	360.00 - 480.00	1000.00 - 1200.00	200.00 - 240.00	120.00 - 160.00	240.00 - 320.00	240.00 - 320.00	-	240.00 - 320.00	200.00 - 240.00	
Embilipitiya	120.00 - 160.00	300.00 - 400.00	700.00 - 900.00	200.00 - 280.00	80.00 - 120.00	350.00 - 520.00	280.00 - 320.00	90.00 - 140.00	240.00 - 320.00	300.00 - 400.00	
Jaffna	200.00 - 240.00	320.00 - 350.00	900.00 - 950.00	150.00 - 200.00	100.00 - 140.00	550.00 - 580.00	120.00 - 150.00	120.00 - 140.00	-	500.00 - 550.00	
Vavuniya	200.00 - 250.00	240.00 - 260.00	1100.00 - 1200.00	270.00 - 300.00	150.00 - 200.00	800.00 - 850.00	300.00 - 340.00	150.00 - 180.00	270.00 - 300.00	380.00 - 420.00	
Mannar	250.00 - 280.00	300.00 - 350.00	1000.00 - 1200.00	200.00 - 240.00	120.00 - 160.00	360.00 - 440.00	250.00 - 280.00	150.00 - 200.00	-	360.00 - 420.00	
Killinochchi	340.00 - 360.00	300.00 - 330.00	1000.00 - 1100.00	240.00 - 260.00	150.00 - 170.00	580.00 - 620.00	230.00 - 250.00	200.00 - 240.00	-	450.00 - 500.00	
Mullaittivu	240.00 - 280.00	340.00 - 360.00	1100.00 - 1300.00	150.00 - 180.00	150.00 - 180.00	380.00 - 420.00	220.00 - 320.00	150.00 - 170.00	-	350.00 - 380.00	
Batticaloa	280.00 - 320.00	300.00 - 330.00	800.00 - 1000.00	240.00 - 250.00	180.00 - 200.00	300.00 - 330.00	280.00 - 320.00	400.00 - 440.00	360.00 - 400.00	360.00 - 400.00	
Trincomalee	300.00 - 350.00	280.00 - 300.00	940.00 - 960.00	230.00 - 250.00	220.00 - 250.00	380.00 - 420.00	240.00 - 260.00	280.00 - 320.00	260.00 - 280.00	450.00 - 500.00	
Hanguranketha	100.00 120.00	140.00 180.00		120.00 160.00	60.00 80.00	200.00 240.00	190.00 220.00	180.00 200.00	280.00 320.00	200.00 240.00	
Veyangoda	-	-	-	-	-	-	-	-	-	-	
Galenbindunuwewa	-	-	-	-	-	-	-	-	-	-	
Bandarawela	160.00 - 180.00	300.00 - 340.00	1000.00 - 1100.00	240.00 - 280.00	120.00 - 160.00	380.00 - 400.00	280.00 - 300.00	160.00 - 200.00	280.00 - 300.00	240.00 - 280.00	
Matale	120.00 - 160.00	320.00 - 360.00	1000.00 - 1300.00	200.00 - 240.00	120.00 - 140.00	240.00 - 280.00	240.00 - 280.00	160.00 - 180.00	280.00 - 320.00	280.00 - 320.00	

Table 07 (Contd.)

LOCATIONS	Low Country Varieties					Leafy Vegetable			Coconut (Rs/nut)	
	Ash Plantain	Green Chillies	Lime	Sweet Potato	Manioc	Mukunuwenna	Kankun	Gotukola	Large	Small
Colombo	240.00 - 400.00	420.00 - 800.00	400.00 - 1000.00	160.00 - 340.00	130.00 - 260.00	45.00 - 80.00	45.00 - 80.00	120.00 - 120.00	110.00 - 135.00	100.00 - 110.00
Gampaha	280.00 - 320.00	700.00 - 1000.00	600.00 - 800.00	200.00 - 240.00	200.00 - 220.00	60.00 - 70.00	70.00 - 70.00	70.00 - 110.00	120.00 - 130.00	90.00 - 100.00
Kurunegala	-	-	-	-	-	-	-	-	-	-
Nikaweratiya	320.00 - 320.00	600.00 - 800.00	300.00 - 400.00	150.00 - 200.00	100.00 - 150.00	50.00 - 50.00	50.00 - 50.00	150.00 - 150.00	95.00 - 110.00	80.00 - 90.00
Dambulla	300.00 - 320.00	600.00 - 700.00	600.00 - 700.00	180.00 - 220.00	180.00 - 200.00	50.00 - 50.00	50.00 - 50.00	50.00 - 50.00	100.00 - 120.00	80.00 - 85.00
Anuradhapura	300.00 - 320.00	600.00 - 850.00	600.00 - 800.00	240.00 - 320.00	200.00 - 240.00	50.00 - 60.00	50.00 - 60.00	50.00 - 60.00	110.00 - 120.00	70.00 - 100.00
Thambuththegama	210.00 - 250.00	500.00 - 600.00	330.00 - 400.00	150.00 - 160.00	130.00 - 140.00	-	40.00 - 50.00	-	-	-
Polonnaruwa	230.00 - 260.00	680.00 - 750.00	580.00 - 600.00	120.00 - 160.00	160.00 - 200.00	50.00 - 60.00	50.00 - 50.00	50.00 - 50.00	115.00 - 120.00	100.00 - 110.00
Kaluthara	-	-	-	-	-	-	-	-	-	-
Badulla	240.00 - 320.00	800.00 - 1000.00	750.00 - 800.00	120.00 - 150.00	160.00 - 160.00	80.00 - 80.00	80.00 - 80.00	100.00 - 100.00	120.00 - 120.00	100.00 - 110.00
Keppetipola	240.00 - 250.00	600.00 - 650.00	480.00 - 520.00	200.00 - 220.00	180.00 - 220.00	60.00 - 70.00	60.00 - 70.00	50.00 - 60.00	115.00 - 120.00	105.00 - 110.00
Moneragala	160.00 - 200.00	700.00 - 800.00	500.00 - 600.00	280.00 - 320.00	100.00 - 140.00	50.00 - 60.00	50.00 - 60.00	60.00 - 70.00	100.00 - 110.00	70.00 - 80.00
Kegalle	280.00 - 320.00	750.00 - 800.00	650.00 - 700.00	240.00 - 280.00	180.00 - 200.00	70.00 - 80.00	70.00 - 80.00	40.00 - 50.00	110.00 - 120.00	95.00 - 100.00
Ampara	200.00 - 280.00	650.00 - 800.00	600.00 - 600.00	150.00 - 240.00	150.00 - 160.00	60.00 - 60.00	50.00 - 60.00	-	100.00 - 120.00	-
Dehiattakandiya	200.00 - 320.00	800.00 - 1000.00	800.00 - 1000.00	240.00 - 300.00	120.00 - 200.00	50.00 - 70.00	50.00 - 70.00	50.00 - 70.00	100.00 - 110.00	70.00 - 90.00
Nuwaraeliya	320.00 - 340.00	680.00 - 700.00	600.00 - 640.00	220.00 - 240.00	200.00 - 220.00	60.00 - 80.00	60.00 - 80.00	50.00 - 70.00	116.00 - 120.00	105.00 - 110.00
Kandy	320.00 - 360.00	750.00 - 800.00	700.00 - 800.00	140.00 - 160.00	160.00 - 180.00	60.00 - 70.00	60.00 - 70.00	50.00 - 60.00	100.00 - 115.00	80.00 - 85.00
Puttalam	240.00 - 280.00	550.00 - 800.00	300.00 - 600.00	200.00 - 300.00	180.00 - 200.00	50.00 - 60.00	50.00 - 60.00	-	100.00 - 100.00	80.00 - 80.00
Rathnapura	190.00 - 220.00	650.00 - 800.00	500.00 - 700.00	180.00 - 230.00	120.00 - 160.00	80.00 - 80.00	80.00 - 80.00	100.00 - 100.00	130.00 - 140.00	80.00 - 110.00
Hambanthota	200.00 - 240.00	600.00 - 680.00	500.00 - 600.00	200.00 - 240.00	160.00 - 240.00	50.00 - 60.00	40.00 - 60.00	80.00 - 100.00	120.00 - 130.00	90.00 - 100.00
Matara	220.00 - 260.00	700.00 - 800.00	400.00 - 500.00	140.00 - 200.00	160.00 - 200.00	60.00 - 60.00	60.00 - 60.00	80.00 - 100.00	120.00 - 130.00	95.00 - 110.00
Galle	240.00 - 260.00	700.00 - 800.00	500.00 - 600.00	200.00 - 240.00	200.00 - 240.00	60.00 - 60.00	-	70.00 - 80.00	100.00 - 120.00	90.00 - 95.00
Tissamaharama	-	-	-	-	-	-	-	-	-	-
Meegoda (DEC)	320.00 - 400.00	600.00 - 700.00	500.00 - 600.00	160.00 - 240.00	140.00 - 150.00	80.00 - 80.00	80.00 - 80.00	100.00 - 120.00	110.00 - 120.00	90.00 - 100.00
Embilipitiya	240.00 - 280.00	600.00 - 720.00	500.00 - 600.00	200.00 - 280.00	140.00 - 160.00	60.00 - 80.00	60.00 - 70.00	100.00 - 120.00	110.00 - 130.00	80.00 - 100.00
Jaffna	240.00 - 280.00	450.00 - 500.00	500.00 - 550.00	160.00 - 200.00	150.00 - 180.00	80.00 - 90.00	50.00 - 60.00	50.00 - 60.00	110.00 - 125.00	60.00 - 65.00
Vavuniya	400.00 - 500.00	600.00 - 700.00	650.00 - 700.00	200.00 - 260.00	280.00 - 300.00	65.00 - 70.00	60.00 - 70.00	100.00 - 120.00	90.00 - 110.00	60.00 - 75.00
Mannar	280.00 - 300.00	750.00 - 850.00	600.00 - 700.00	220.00 - 250.00	180.00 - 200.00	50.00 - 60.00	50.00 - 60.00	50.00 - 60.00	90.00 - 100.00	60.00 - 70.00
Killinochchi	240.00 - 260.00	580.00 - 620.00	580.00 - 620.00	240.00 - 260.00	240.00 - 260.00	50.00 - 60.00	45.00 - 50.00	40.00 - 45.00	100.00 - 120.00	50.00 - 60.00
Mullaittivu	190.00 - 220.00	580.00 - 640.00	580.00 - 640.00	250.00 - 270.00	180.00 - 220.00	75.00 - 100.00	60.00 - 70.00	40.00 - 60.00	85.00 - 95.00	60.00 - 70.00
Batticaloa	380.00 - 400.00	600.00 - 640.00	800.00 - 1000.00	250.00 - 280.00	240.00 - 250.00	70.00 - 80.00	70.00 - 80.00	50.00 - 50.00	100.00 - 100.00	60.00 - 65.00
Trincomalee	300.00 340.00	670.00 720.00	680.00 720.00	250.00 270.00	220.00 240.00	65.00 70.00	75.00 80.00	65.00 70.00	110.00 120.00	75.00 78.00
Hanguranketha	260.00 - 300.00	500.00 - 600.00	400.00 - 600.00	140.00 - 160.00	160.00 - 160.00	35.00 - 40.00	40.00 - 40.00	35.00 - 40.00	100.00 - 110.00	95.00 - 98.00
Veyangoda	-	-	-	-	-	-	-	-	-	-
Galenbindunuwewa	-	-	-	-	-	-	-	-	-	-
Bandarawela	260.00 - 280.00	800.00 - 900.00	700.00 - 800.00	300.00 - 320.00	220.00 - 240.00	70.00 - 80.00	70.00 - 80.00	80.00 - 100.00	120.00 - 120.00	80.00 - 90.00
Matale	220.00 - 240.00	600.00 - 700.00	500.00 - 600.00	180.00 - 200.00	160.00 - 180.00	50.00 - 60.00	50.00 - 60.00	50.00 - 70.00	100.00 - 110.00	75.00 - 90.00

Table 08: Selected Markets: Retail Price of Fruits (Rs/each & Rs/kg)

Week 32: 02 - 08 Aug 2024

LOCATIONS	Banana					Pineapple			Mango	
	Ambul (Rs/kg)	Kolikuttu (Rs/kg)	Seeni (Rs/kg)	Anamalu	Ambun	Large	Medium	Small	Betti	Karthakolomban
Colombo	200.00 - 280.00	450.00 - 650.00	180.00 - 280.00	40.00 - 54.00	60.00 - 76.00	650.00 - 900.00	550.00 - 700.00	350.00 - 520.00	-	400.00 - 460.00
Gampaha	230.00 - 250.00	480.00 - 500.00	225.00 - 250.00	-	60.00 - 65.00	550.00 - 600.00	500.00 - 540.00	420.00 - 480.00	-	-
Kurunegala	-	-	-	-	-	-	-	-	-	-
Nikaweratiya	220.00 - 250.00	480.00 - 550.00	180.00 - 200.00	-	60.00 - 70.00	-	465.00 - 600.00	400.00 - 450.00	-	-
Dambulla	180.00 - 220.00	480.00 - 500.00	180.00 - 220.00	-	54.00 - 55.00	700.00 - 750.00	550.00 - 580.00	230.00 - 250.00	60.00 - 80.00	180.00 - 200.00
Anuradhapura	200.00 - 260.00	550.00 - 600.00	200.00 - 240.00	28.00 - 40.00	35.00 - 50.00	750.00 - 800.00	550.00 - 650.00	400.00 - 450.00	-	-
Thambuththegama	200.00 - 300.00	450.00 - 500.00	200.00 - 260.00	-	-	-	-	-	-	-
Polonnaruwa	250.00 - 270.00	480.00 - 520.00	150.00 - 180.00	40.00 - 46.00	45.00 - 48.00	850.00 - 920.00	500.00 - 550.00	350.00 - 380.00	-	-
Kaluthara	-	-	-	-	-	-	-	-	-	-
Badulla	160.00 - 230.00	-	160.00 - 230.00	22.00 - 22.00	28.00 - 28.00	-	-	200.00 - 250.00	-	-
Keppetipola	180.00 - 200.00	550.00 - 560.00	150.00 - 170.00	30.00 - 34.00	44.00 - 46.00	-	450.00 - 480.00	350.00 - 360.00	50.00 - 60.00	150.00 - 160.00
Moneragala	130.00 - 150.00	400.00 - 450.00	100.00 - 120.00	16.00 - 20.00	20.00 - 25.00	-	450.00 - 540.00	320.00 - 390.00	-	-
Kegalle	200.00 - 220.00	500.00 - 550.00	200.00 - 220.00	20.00 - 25.00	22.00 - 25.00	650.00 - 750.00	400.00 - 600.00	150.00 - 200.00	-	-
Ampara	160.00 - 190.00	440.00 - 500.00	120.00 - 140.00	-	40.00 - 40.00	-	480.00 - 550.00	-	-	-
Dehiattakandiya	200.00 - 230.00	450.00 - 450.00	150.00 - 200.00	-	45.00 - 56.00	750.00 - 900.00	500.00 - 640.00	400.00 - 470.00	-	-
Nuwaraeliya	200.00 - 220.00	550.00 - 560.00	180.00 - 200.00	28.00 - 32.00	45.00 - 47.00	-	560.00 - 580.00	360.00 - 380.00	70.00 - 80.00	150.00 - 160.00
Kandy	200.00 - 240.00	450.00 - 500.00	180.00 - 200.00	25.00 - 28.00	40.00 - 45.00	850.00 - 900.00	400.00 - 500.00	250.00 - 350.00	-	-
Puttalam	150.00 - 200.00	500.00 - 600.00	150.00 - 200.00	25.00 - 35.00	-	800.00 - 800.00	600.00 - 700.00	500.00 - 500.00	-	-
Rathnapura	200.00 - 250.00	400.00 - 500.00	200.00 - 250.00	25.00 - 28.00	40.00 - 50.00	650.00 - 700.00	450.00 - 500.00	360.00 - 400.00	-	150.00 - 200.00
Hambantota	140.00 - 230.00	450.00 - 500.00	180.00 - 220.00	-	50.00 - 52.00	650.00 - 700.00	550.00 - 600.00	480.00 - 500.00	-	-
Matara	200.00 - 230.00	450.00 - 480.00	160.00 - 180.00	26.00 - 28.00	39.00 - 42.00	700.00 - 800.00	650.00 - 680.00	350.00 - 450.00	-	-
Galle	200.00 - 250.00	480.00 - 550.00	200.00 - 200.00	28.00 - 33.00	35.00 - 38.00	700.00 - 720.00	580.00 - 650.00	-	-	-
Tissamaharama	-	-	-	-	-	-	-	-	-	-
Meegoda (DEC)	170.00 - 200.00	430.00 - 500.00	160.00 - 200.00	42.00 - 50.00	50.00 - 56.00	850.00 - 935.00	650.00 - 715.00	500.00 - 550.00	-	-
Embilipitiya	140.00 - 160.00	300.00 - 400.00	120.00 - 150.00	25.00 - 30.00	30.00 - 40.00	-	500.00 - 550.00	350.00 - 450.00	120.00 - 140.00	170.00 - 200.00
Jaffna	200.00 - 260.00	300.00 - 350.00	140.00 - 180.00	-	-	700.00 - 750.00	600.00 - 650.00	470.00 - 500.00	-	120.00 - 150.00
Vavuniya	200.00 - 220.00	400.00 - 420.00	160.00 - 180.00	25.00 - 30.00	-	-	550.00 - 600.00	350.00 - 460.00	-	-
Mannar	200.00 - 220.00	450.00 - 480.00	160.00 - 180.00	32.00 - 36.00	-	600.00 - 650.00	500.00 - 550.00	400.00 - 450.00	-	-
Killinochchi	180.00 - 200.00	400.00 - 440.00	160.00 - 180.00	36.00 - 38.00	-	700.00 - 750.00	560.00 - 600.00	450.00 - 500.00	-	-
Mullaittivu	180.00 - 220.00	420.00 - 450.00	180.00 - 220.00	45.00 - 50.00	50.00 - 56.00	-	-	200.00 - 250.00	-	-
Batticaloa	180.00 - 200.00	400.00 - 440.00	150.00 - 180.00	40.00 - 45.00	-	600.00 - 650.00	500.00 - 540.00	400.00 - 420.00	-	210.00 - 220.00
Trincomalee	210.00 - 230.00	420.00 - 440.00	180.00 - 200.00	-	-	720.00 - 750.00	640.00 - 680.00	480.00 - 520.00	-	135.00 - 140.00
Veyangoda	-	-	-	-	-	-	-	-	-	-
Galenbindunuwewa	-	-	-	-	-	-	-	-	-	-
Bandarawela	160.00 - 200.00	450.00 - 500.00	180.00 - 200.00	35.00 - 40.00	35.00 - 40.00	650.00 - 700.00	600.00 - 600.00	450.00 - 500.00	-	-
Matale	180.00 - 200.00	450.00 - 480.00	160.00 - 180.00	35.00 - 38.00	47.00 - 48.00	750.00 - 800.00	620.00 - 650.00	420.00 - 450.00	-	-

Table 08 (Contd.)

LOCATIONS	Mango		Other Fruits									
	Vilad	Kohu	Papaw (Rs/kg)	Passion	Wood Apple	Orange	Avocado	Slime Apple	Grapes (Rs/kg)	King Coconut		
Colombo	120.00 - 140.00	-	160.00 - 300.00	55.00 - 80.00	40.00 - 100.00	120.00 - 160.00	100.00 - 200.00	100.00 - 160.00	1500.00 - 2500.00	150.00 - 230.00		
Gampaha	-	-	200.00 - 260.00	38.00 - 40.00	65.00 - 70.00	150.00 - 155.00	78.00 - 88.00	90.00 - 100.00	1900.00 - 2300.00	100.00 - 110.00		
Kurunegala	-	-	-	-	-	-	-	-	-	-		
Nikaweratiya	-	-	180.00 - 230.00	25.00 - 25.00	25.00 - 30.00	-	75.00 - 85.00	-	2500.00 - 2500.00	150.00 - 200.00		
Dambulla	80.00 - 100.00	40.00 - 60.00	180.00 - 200.00	25.00 - 30.00	50.00 - 60.00	60.00 - 80.00	60.00 - 80.00	50.00 - 80.00	2300.00 - 2400.00	160.00 - 200.00		
Anuradhapura	-	-	180.00 - 250.00	-	50.00 - 70.00	-	80.00 - 100.00	80.00 - 120.00	2300.00 - 2600.00	180.00 - 220.00		
Thambuththegama	-	-	180.00 - 200.00	-	-	-	80.00 - 100.00	-	-	-		
Polonnaruwa	-	-	250.00 - 280.00	35.00 - 40.00	40.00 - 55.00	-	50.00 - 80.00	50.00 - 60.00	2500.00 - 2600.00	150.00 - 200.00		
Kaluthara	-	-	-	-	-	-	-	-	-	-		
Badulla	-	-	200.00 - 250.00	50.00 - 50.00	40.00 - 50.00	60.00 - 70.00	-	40.00 - 50.00	2500.00 - 2600.00	200.00 - 200.00		
Keppetipola	55.00 - 60.00	24.00 - 28.00	240.00 - 260.00	34.00 - 36.00	30.00 - 40.00	120.00 - 130.00	30.00 - 35.00	35.00 - 40.00	2800.00 - 2900.00	140.00 - 160.00		
Moneragala	-	-	220.00 - 250.00	30.00 - 35.00	30.00 - 40.00	-	50.00 - 60.00	80.00 - 100.00	2300.00 - 2500.00	120.00 - 140.00		
Kegalle	-	-	200.00 - 220.00	-	50.00 - 60.00	80.00 - 100.00	60.00 - 90.00	50.00 - 80.00	2500.00 - 2600.00	130.00 - 150.00		
Ampara	50.00 - 54.00	-	200.00 - 240.00	65.00 - 65.00	-	-	85.00 - 90.00	-	2400.00 - 2400.00	140.00 - 150.00		
Dehiattakandiya	-	-	200.00 - 230.00	20.00 - 30.00	70.00 - 100.00	-	40.00 - 100.00	-	2500.00 - 2800.00	120.00 - 150.00		
Nuwaraeliya	70.00 - 80.00	26.00 - 30.00	240.00 - 260.00	40.00 - 45.00	30.00 - 40.00	130.00 - 140.00	35.00 - 40.00	50.00 - 65.00	2800.00 - 2900.00	160.00 - 170.00		
Kandy	-	-	190.00 - 200.00	40.00 - 50.00	40.00 - 50.00	90.00 - 100.00	60.00 - 80.00	50.00 - 60.00	2000.00 - 2500.00	180.00 - 200.00		
Puttalam	-	-	180.00 - 250.00	-	25.00 - 25.00	-	100.00 - 125.00	-	2500.00 - 3000.00	-		
Hambantota	60.00 - 60.00	-	200.00 - 250.00	20.00 - 28.00	42.00 - 50.00	-	75.00 - 100.00	40.00 - 50.00	2200.00 - 2500.00	100.00 - 150.00		
Rathnapura	-	-	200.00 - 250.00	-	100.00 - 120.00	-	50.00 - 85.00	60.00 - 85.00	2500.00 - 2600.00	140.00 - 160.00		
Matara	-	-	200.00 - 220.00	41.00 - 45.00	60.00 - 65.00	150.00 - 170.00	40.00 - 50.00	45.00 - 55.00	2000.00 - 2000.00	150.00 - 170.00		
Galle	-	-	240.00 - 300.00	50.00 - 65.00	50.00 - 60.00	-	75.00 - 80.00	140.00 - 150.00	2500.00 - 2800.00	120.00 - 130.00		
Tissamaharama	-	-	-	-	-	-	-	-	-	-		
Meegoda (DEC)	-	-	180.00 - 200.00	-	34.00 - 50.00	-	67.00 - 83.00	59.00 - 80.00	1500.00 - 2200.00	130.00 - 160.00		
Embilipitiya	90.00 - 120.00	60.00 - 80.00	200.00 - 250.00	20.00 - 30.00	40.00 - 60.00	140.00 - 160.00	100.00 - 130.00	-	2400.00 - 2700.00	160.00 - 180.00		
Jaffna	50.00 - 55.00	-	140.00 - 160.00	-	60.00 - 70.00	-	70.00 - 80.00	-	2700.00 - 2800.00	150.00 - 170.00		
Vavuniya	-	-	160.00 - 180.00	70.00 - 85.00	50.00 - 60.00	-	60.00 - 70.00	-	2400.00 - 2500.00	200.00 - 240.00		
Mannar	-	-	180.00 - 200.00	45.00 - 55.00	20.00 - 25.00	90.00 - 110.00	90.00 - 120.00	120.00 - 150.00	2500.00 - 2600.00	180.00 - 220.00		
Killinochchi	-	-	180.00 - 200.00	-	50.00 - 60.00	-	100.00 - 120.00	-	2400.00 - 2500.00	200.00 - 210.00		
Mullaittivu	50.00 - 50.00	-	150.00 - 160.00	-	40.00 - 45.00	-	-	-	-	150.00 - 170.00		
Batticaloa	-	-	180.00 - 200.00	60.00 - 70.00	30.00 - 35.00	80.00 - 90.00	100.00 - 110.00	-	2100.00 - 2200.00	180.00 - 200.00		
Trincomalee	70.00 - 75.00	33.00 - 35.00	185.00 - 200.00	90.00 - 94.00	85.00 - 88.00	85.00 - 88.00	115.00 - 120.00	-	2450.00 - 2500.00	190.00 - 200.00		
Veyangoda	-	-	-	-	-	-	-	-	-	-		
Galenbindunuwewa	-	-	-	-	-	-	-	-	-	-		
Bandarawela	-	-	180.00 - 200.00	40.00 - 60.00	40.00 - 50.00	-	80.00 - 90.00	-	2200.00 - 2300.00	180.00 - 200.00		
Matale	-	-	180.00 - 200.00	40.00 - 50.00	35.00 - 45.00	75.00 - 80.00	80.00 - 90.00	50.00 - 60.00	2600.00 - 2800.00	140.00 - 150.00		

Table 09: Selected Markets: Wholesale Price of Fresh Fish & Eggs (Rs/kg & Rs/egg)

Week 32: 02 - 08 Aug 2024

Locations	Sea Fish					
	Salaya	Hurulla	Balaya	Kelawalla	Thora	Paraw
Colombo	250.00 – 450.00	650.00 – 850.00	600.00 – 1100.00	1150.00 – 1300.00	1800.00 – 2200.00	1200.00 – 1450.00
Kandy	350.00 – 400.00	900.00 – 950.00	750.00 – 900.00	1350.00 – 1500.00	2000.00 – 2200.00	1350.00 – 1450.00
Kaluthara	-	-	-	-	-	-
Puttalam	-	-	-	-	-	-
Matara	300.00 – 350.00	500.00 – 550.00	600.00 – 700.00	1100.00 – 1200.00	-	-
Hambantota	250.00 – 350.00	-	700.00 – 750.00	900.00 – 1000.00	2200.00 – 2200.00	1000.00 – 1000.00
Galle	-	-	700.00 – 750.00	1000.00 – 1150.00	1000.00 – 1150.00	-
Batticaloa	200.00 – 220.00	600.00 – 700.00	450.00 – 500.00	1100.00 – 1200.00	1500.00 – 1600.00	1000.00 – 1200.00
Trincomalee	360.00 – 400.00	840.00 – 880.00	960.00 – 1040.00	1850.00 – 1880.00	2000.00 – 2060.00	1680.00 – 1750.00
Mannar	200.00 – 250.00	-	600.00 – 650.00	-	-	1050.00 – 1100.00

Locations	Sea Fish				Eggs	
	Mora	Shrimps	Thalapath	Teppeli	Brown	White
Colombo	950.00 – 1050.00	1600.00 – 1700.00	1650.00 – 2350.00	-	41.00 – 46.00	39.00 – 42.00
Kandy	1200.00 – 1300.00	1600.00 – 1800.00	2000.00 – 2200.00	-	38.00 – 40.00	36.00 – 38.00
Kaluthara	-	-	-	-	-	-
Puttalam	-	-	-	-	-	-
Matara	-	1800.00 – 1900.00	1400.00 – 1500.00	-	-	37.00 – 38.00
Hambantota	-	1600.00 – 1600.00	-	-	-	39.00 – 40.00
Galle	-	-	-	-	40.00 – 41.50	37.50 – 40.00
Batticaloa	950.00 – 1000.00	1300.00 – 1400.00	1600.00 – 1700.00	-	46.00 – 47.00	46.00 – 47.00
Trincomalee	1870.00 – 1940.00	1060.00 – 1140.00	-	-	45.00 – 47.00	43.00 – 44.00
Mannar	1700.00 – 1800.00	1100.00 – 1200.00	-	-	40.00 – 41.00	38.00 – 39.00

Table 10: Selected Markets: Wholesale Price of Dried Fish (Rs/50kg)

Week 32: 02 - 08 Aug 2024

Locations	Local Dried Fish					
	Sprats	Kattawa	Thora	Mora	Balaya	Anguluwa
Colombo	77500 – 87500	-	-	87500 – 92500	47500 – 55000	-
Kandy	77500 – 80000	-	-	90000 – 92500	50000 – 55000	57500 – 60000
Batticaloa	40000 – 42500	85000 – 90000	95000 – 100000	105000 – 110000	45000 – 50000	50000 – 52500
Trincomalee	56000 – 56500	-	-	-	52000 – 53000	42000 – 43500
Mannar	50000 – 52500	82500 – 105000	-	85000 – 90000	45000 – 50000	35000 – 40000

Locations	Local Dried Fish			Imported Dried Fish		
	Maduwa	Koduwa	Salaya	Sprats	Kattawa	Thora
Colombo	65000 – 70000	-	15000 – 24000	40000 – 50000	62500 – 67500	-
Kandy	70000 – 72500	-	22500 – 25000	42500 – 47500	69000 – 70000	-
Batticaloa	40000 – 45000	-	30000 – 32500	56000 – 60000	-	-
Trincomalee	51000 – 52000	-	32000 – 32500	43500 – 43800	98600 – 99000	-
Mannar	55000 – 60000	-	32500 – 35000	50000 – 55000	-	-

Locations	Imported Dried Fish					
	Mora	Balaya	Anguluwa	Maduwa	Koduwa	Salaya
Colombo	-	-	70000 – 75000	-	-	-
Kandy	-	-	-	-	-	-
Batticaloa	-	-	-	-	-	-
Trincomalee	-	-	-	-	-	-
Mannar	-	-	-	-	-	-

Table 11: Selected Markets: Retail Price of Fresh Fish & Eggs (Rs/kg & Rs/eggs)

Week 32: 02 - 08 Aug 2024

LOCATIONS	Sea Fish										Eggs	
	Salaya	Hurulla	Balaya	Kelawalla	Thora	Paraw	Mora	Thalapath	Brown	White		
Colombo	360.00 - 700.00	750.00 - 1000.00	750.00 - 1400.00	1350.00 - 3000.00	2150.00 - 4000.00	1500.00 - 2600.00	1200.00 - 1800.00	1900.00 - 3200.00	44.00 - 48.00	41.00 - 45.00		
Gampaha	550.00 - 600.00	800.00 - 800.00	-	2000.00 - 2000.00	-	2000.00 - 2000.00	-	2800.00 - 2800.00	50.00 - 50.00	43.00 - 48.00		
Kurunegala	-	-	-	-	-	-	-	-	-	-		
Nikaweratiya	500.00 - 600.00	900.00 - 1000.00	900.00 - 1000.00	2000.00 - 2000.00	-	1300.00 - 1300.00	-	-	50.00 - 50.00	42.00 - 45.00		
Dambulla	400.00 - 500.00	800.00 - 900.00	800.00 - 900.00	1800.00 - 2000.00	-	1600.00 - 1700.00	1600.00 - 1700.00	2000.00 - 2200.00	46.00 - 47.00	42.00 - 43.00		
Anuradhapura	500.00 - 600.00	900.00 - 1000.00	1000.00 - 1100.00	2000.00 - 2200.00	2400.00 - 2600.00	-	-	2400.00 - 2600.00	-	41.00 - 45.00		
Thambuththegama	-	-	-	-	-	-	-	-	40.00 - 40.00	40.00 - 40.00		
Polonnaruwa	550.00 - 600.00	950.00 - 1000.00	1200.00 - 1400.00	1700.00 - 1800.00	2500.00 - 2600.00	1500.00 - 1600.00	1500.00 - 1600.00	2200.00 - 2400.00	47.00 - 48.00	44.00 - 46.00		
Kaluthara	-	-	-	-	-	-	-	-	-	-		
Badulla	500.00 - 650.00	750.00 - 800.00	1600.00 - 1600.00	1600.00 - 1800.00	-	1600.00 - 1600.00	1600.00 - 1600.00	2400.00 - 2600.00	48.00 - 50.00	47.00 - 48.00		
Keppetipola	440.00 - 450.00	800.00 - 820.00	1300.00 - 1350.00	1700.00 - 1800.00	-	-	1500.00 - 1600.00	2100.00 - 2200.00	44.00 - 46.00	43.00 - 45.00		
Moneragala	500.00 - 550.00	900.00 - 950.00	1000.00 - 1200.00	-	2400.00 - 2600.00	-	2200.00 - 2300.00	2400.00 - 2600.00	43.00 - 45.00	42.00 - 44.00		
Kegalle	700.00 - 800.00	900.00 - 1000.00	1450.00 - 1600.00	2650.00 - 2750.00	-	1600.00 - 1700.00	1800.00 - 1900.00	2700.00 - 2750.00	48.00 - 52.00	42.00 - 46.00		
Ampara	600.00 - 650.00	800.00 - 950.00	-	-	-	-	-	-	40.00 - 44.00	40.00 - 44.00		
Dehiattakandiya	400.00 - 400.00	760.00 - 800.00	1000.00 - 1000.00	1800.00 - 1800.00	-	-	1400.00 - 1400.00	2000.00 - 2200.00	38.00 - 42.00	37.00 - 40.00		
Nuwaraeliya	450.00 - 460.00	850.00 - 860.00	1300.00 - 1400.00	1800.00 - 1900.00	-	-	1500.00 - 1600.00	2500.00 - 2600.00	44.00 - 46.00	43.00 - 45.00		
Kandy	500.00 - 550.00	1150.00 - 1200.00	1000.00 - 1200.00	2200.00 - 2300.00	3200.00 - 3300.00	1700.00 - 1800.00	1500.00 - 1600.00	2300.00 - 2400.00	43.00 - 45.00	42.00 - 44.00		
Puttalam	400.00 - 600.00	800.00 - 900.00	800.00 - 1000.00	1800.00 - 2000.00	2000.00 - 2000.00	1200.00 - 1800.00	1000.00 - 1500.00	2400.00 - 2400.00	40.00 - 45.00	40.00 - 43.00		
Hambantota	500.00 - 550.00	-	800.00 - 1000.00	2000.00 - 2200.00	2800.00 - 2800.00	1800.00 - 1800.00	-	-	-	42.00 - 45.00		
Rathnapura	500.00 - 500.00	1000.00 - 1000.00	1000.00 - 1000.00	2200.00 - 2200.00	3600.00 - 3600.00	2400.00 - 2400.00	1600.00 - 1600.00	2400.00 - 2400.00	41.00 - 43.00	37.00 - 42.00		
Matara	500.00 - 600.00	700.00 - 800.00	1400.00 - 1500.00	2000.00 - 2200.00	-	2000.00 - 2000.00	-	2300.00 - 2400.00	-	38.00 - 41.00		
Galle	450.00 - 500.00	960.00 - 1000.00	1200.00 - 1500.00	2400.00 - 2400.00	2400.00 - 2500.00	1200.00 - 1400.00	-	2400.00 - 2600.00	40.00 - 42.00	39.00 - 41.00		
Tissamaharama	-	-	-	-	-	-	-	-	-	-		
Meegoda	560.00 - 600.00	1000.00 - 1000.00	-	-	-	1560.00 - 1600.00	1500.00 - 1500.00	3200.00 - 3300.00	40.00 - 45.00	40.00 - 44.00		
Embilipitiya	500.00 - 550.00	750.00 - 800.00	1400.00 - 1500.00	2300.00 - 2350.00	2600.00 - 2650.00	1600.00 - 1700.00	1500.00 - 1600.00	2400.00 - 2450.00	40.00 - 45.00	38.00 - 43.00		
Jaffna	400.00 - 450.00	1000.00 - 1100.00	800.00 - 900.00	-	2500.00 - 2600.00	2000.00 - 2100.00	2500.00 - 2600.00	-	43.00 - 45.00	43.00 - 45.00		
Vavuniya	500.00 - 600.00	1000.00 - 1150.00	1000.00 - 1150.00	2400.00 - 2500.00	2400.00 - 2500.00	1600.00 - 1700.00	2000.00 - 2150.00	2400.00 - 2500.00	41.00 - 43.00	39.00 - 41.00		
Mannar	300.00 - 400.00	-	700.00 - 800.00	-	-	1200.00 - 1300.00	2000.00 - 2400.00	-	42.00 - 44.00	40.00 - 41.00		
Killinochchi	400.00 - 450.00	800.00 - 850.00	900.00 - 950.00	-	-	1500.00 - 1600.00	2800.00 - 3000.00	-	-	44.00 - 45.00		
Mullaitivu	400.00 - 600.00	1000.00 - 1200.00	800.00 - 900.00	-	-	1600.00 - 1800.00	2000.00 - 2600.00	-	-	44.00 - 46.00		
Batticaloa	350.00 - 400.00	900.00 - 1000.00	1200.00 - 1250.00	1900.00 - 2000.00	2300.00 - 2400.00	1800.00 - 2000.00	1900.00 - 2000.00	2400.00 - 2500.00	48.00 - 49.00	48.00 - 49.00		
Trincomalee	480.00 - 520.00	1000.00 - 1100.00	1150.00 - 1240.00	2200.00 - 2280.00	2350.00 - 2400.00	1900.00 - 1960.00	2150.00 - 2200.00	-	50.00 - 52.00	48.00 - 50.00		
Veyangoda	-	-	-	-	-	-	-	-	-	-		
Galenbindunuwewa	-	-	-	-	-	-	-	-	-	-		
Bandarawela	550.00 - 580.00	900.00 - 950.00	-	2200.00 - 2250.00	-	1600.00 - 1650.00	-	2300.00 - 2400.00	44.00 - 47.00	45.00 - 47.00		
Matale	600.00 - 700.00	1000.00 - 1100.00	1200.00 - 1300.00	2000.00 - 2100.00	2700.00 - 2800.00	1600.00 - 1700.00	1500.00 - 1600.00	2200.00 - 2300.00	45.00 - 46.00	43.00 - 45.00		

Table 12: Selected Markets: Retail Price of Dried Fish (Rs/kg)

Week 32: 02 - 08 Aug 2024

LOCATIONS	Dried Fish													
	Sprats-Imported		Kattawa		Thora		Mora		Balaya		Anguluwa		Salaya	
Colombo	1000.00	1300.00	1900.00	2400.00	-	-	2000.00	2600.00	1300.00	1800.00	2000.00	2400.00	600.00	1000.00
Gampaha	1000.00	1400.00	1800.00	2000.00	2000.00	2500.00	1900.00	2400.00	1200.00	1800.00	1750.00	1800.00	800.00	1000.00
Kurunegala	-	-	-	-	-	-	-	-	-	-	-	-	-	-
Nikaweratiya	1100.00	1200.00	1800.00	1800.00	-	-	2000.00	2200.00	1200.00	1400.00	1800.00	2000.00	600.00	600.00
Dambulla	980.00	1000.00	2000.00	2200.00	-	-	2200.00	2300.00	1300.00	1400.00	1500.00	1800.00	-	-
Anuradhapura	1000.00	1200.00	1800.00	2400.00	-	-	2000.00	2400.00	1200.00	1600.00	2000.00	2400.00	600.00	1000.00
Thambuththegama	-	-	-	-	-	-	-	-	-	-	-	-	-	-
Polonnaruwa	1000.00	1200.00	1800.00	2000.00	-	-	2100.00	2200.00	1200.00	1300.00	-	-	-	-
Kaluthara	-	-	-	-	-	-	-	-	-	-	-	-	-	-
Badulla	1200.00	1200.00	2200.00	2200.00	-	-	2200.00	2200.00	1400.00	1400.00	1200.00	1200.00	-	-
Keppetipola	980.00	1000.00	2300.00	2400.00	-	-	2300.00	2400.00	1350.00	1400.00	2260.00	2300.00	880.00	900.00
Moneragala	1000.00	1200.00	2000.00	2000.00	-	-	2100.00	2300.00	1400.00	1500.00	1800.00	2000.00	800.00	850.00
Kegalle	1100.00	1200.00	2000.00	2200.00	-	-	2000.00	2200.00	1200.00	1300.00	-	-	-	-
Ampara	980.00	1200.00	2000.00	2000.00	-	-	2000.00	2000.00	1200.00	1700.00	-	-	600.00	600.00
Dehiattakandiya	1000.00	1200.00	2400.00	2400.00	-	-	2200.00	2600.00	1300.00	1400.00	1200.00	1600.00	-	-
Nuwaraeliya	980.00	1100.00	2350.00	2400.00	-	-	2300.00	2380.00	1380.00	1450.00	2350.00	2400.00	860.00	880.00
Kandy	1100.00	1300.00	2100.00	2200.00	-	-	2300.00	2400.00	1400.00	1600.00	2100.00	2200.00	800.00	850.00
Puttalam	980.00	1000.00	2300.00	2300.00	-	-	1850.00	2200.00	1200.00	1300.00	1800.00	2000.00	600.00	800.00
Hambantota	1200.00	1200.00	2000.00	2200.00	-	-	-	-	1400.00	1800.00	2000.00	2000.00	-	-
Rathnapura	1080.00	1280.00	1960.00	2100.00	-	-	2000.00	2200.00	1280.00	1500.00	1800.00	2100.00	-	-
Matara	1000.00	1200.00	1800.00	2000.00	-	-	1900.00	2000.00	1400.00	1600.00	1900.00	2000.00	-	-
Galle	1200.00	1400.00	2000.00	2400.00	2400.00	2400.00	2000.00	2200.00	1200.00	1400.00	1600.00	2000.00	600.00	900.00
Tissamaharama	-	-	-	-	-	-	-	-	-	-	-	-	-	-
Meegoda	1040.00	1280.00	1800.00	1800.00	-	-	1900.00	2200.00	1200.00	1400.00	1800.00	1800.00	600.00	800.00
Embilipitiya	1200.00	1300.00	2000.00	2200.00	2000.00	2200.00	2000.00	2250.00	1300.00	1600.00	2000.00	2250.00	700.00	950.00
Jaffna	980.00	1000.00	2200.00	2400.00	3100.00	3250.00	2150.00	2300.00	1280.00	1350.00	1200.00	1300.00	-	-
Vavuniya	-	-	1800.00	2000.00	-	-	2000.00	2150.00	-	-	1200.00	1300.00	600.00	680.00
Mannar	1100.00	1200.00	1800.00	2400.00	-	-	1900.00	2000.00	1100.00	1200.00	850.00	900.00	750.00	800.00
Killinochchi	980.00	1000.00	2400.00	2500.00	-	-	2000.00	2200.00	1200.00	1300.00	1000.00	1100.00	800.00	850.00
Mullaitivu	1250.00	1400.00	2400.00	2650.00	-	-	-	-	1200.00	1300.00	1000.00	1100.00	600.00	750.00
Batticaloa	1000.00	1050.00	1900.00	2000.00	2100.00	2200.00	2300.00	2400.00	1100.00	1200.00	1200.00	1300.00	750.00	800.00
Trincomalee	1000.00	1060.00	2350.00	2400.00	-	-	-	-	1250.00	1300.00	1050.00	1100.00	740.00	800.00
Veyangoda	-	-	-	-	-	-	-	-	-	-	-	-	-	-
Galenbindunuwewa	-	-	-	-	-	-	-	-	-	-	-	-	-	-
Bandarawela	1000.00	1100.00	2000.00	2200.00	-	-	2200.00	2300.00	1500.00	1600.00	-	-	800.00	850.00
Matale	1000.00	1200.00	2300.00	2400.00	-	-	2100.00	2200.00	1500.00	1600.00	2000.00	2200.00	800.00	850.00

Table 13: Selected Markets: Retail Price of Meat (Rs/kg)

Week 32: 02 - 08 Aug 2024

LOCATIONS	Meat		Meat (Chicken)		Meat					
	Beef		Broiler	Curry	Mutton	Pork				
Colombo	2500.00	- 2600.00	1100.00	- 1250.00	1150.00	- 1450.00	3300.00	- 3500.00	1300.00	- 1500.00
Gampaha	-		1180.00	- 1200.00	1500.00	- 1500.00	-		1200.00	- 1200.00
Kurunegala	-		-		-		-		-	
Nikaweratiya	2200.00	- 2200.00	1100.00	- 1200.00	-		-		1280.00	- 1280.00
Dambulla	-		1180.00	- 1200.00	-		-		1400.00	- 1500.00
Anuradhapura	2300.00	- 2400.00	1150.00	- 1200.00	1250.00	- 1400.00	-		1300.00	- 1450.00
Thambuththegama	-		-		-		-		-	
Polonnaruwa	2100.00	- 2200.00	1150.00	- 1200.00	1280.00	- 1300.00	3000.00	- 3100.00	1800.00	- 1800.00
Kaluthara	-		-		-		-		-	
Badulla	2100.00	- 2100.00	1200.00	- 1300.00	-		2900.00	- 2900.00	-	
Keppetipola	2100.00	- 2200.00	1100.00	- 1200.00	1250.00	- 1300.00	3000.00	- 3100.00	-	
Moneragala	2300.00	- 2300.00	1250.00	- 1350.00	1550.00	- 1650.00	-		1500.00	- 1600.00
Kegalle	2300.00	- 2300.00	1130.00	- 1230.00	-		3100.00	- 3100.00	1450.00	- 1550.00
Ampara	-		-		-		-		1650.00	- 1700.00
Dehiattakandiya	-		1180.00	- 1200.00	-		-		1290.00	- 1500.00
Nuwaraeliya	2200.00	- 2300.00	1150.00	- 1200.00	1250.00	- 1320.00	3200.00	- 3300.00	1400.00	- 1450.00
Kandy	2200.00	- 2200.00	1000.00	- 1020.00	1225.00	- 1250.00	3100.00	- 3200.00	1400.00	- 1450.00
Puttalam	2400.00	- 2400.00	1250.00	- 1250.00	1500.00	- 1500.00	3200.00	- 3200.00	-	
Hambantota	-		1180.00	- 1200.00	1200.00	- 1250.00	-		-	
Rathnapura	2400.00	- 2400.00	1100.00	- 1210.00	1250.00	- 1400.00	3200.00	- 3200.00	1300.00	- 1300.00
Matara	-		1230.00	- 1250.00	-		-		-	
Galle	2400.00	- 2400.00	1100.00	- 1250.00	1350.00	- 1350.00	3200.00	- 3300.00	-	
Tissamaharama	-		-		-		-		-	
Meegoda	-		1120.00	- 1180.00	1350.00	- 1400.00	-		1250.00	- 1250.00
Embilipitiya	2150.00	- 2200.00	1000.00	- 1100.00	1200.00	- 1320.00	2900.00	- 3000.00	1450.00	- 1600.00
Jaffna	2000.00	- 2100.00	1200.00	- 1250.00	1500.00	- 1550.00	3450.00	- 3600.00	-	
Vavuniya	2000.00	- 2150.00	1340.00	- 1400.00	1500.00	- 1600.00	2900.00	- 3000.00	-	
Mannar	2000.00	- 2200.00	1200.00	- 1300.00	1600.00	- 1700.00	-		-	
Killinochchi	2000.00	- 2050.00	1250.00	- 1300.00	1650.00	- 1700.00	3400.00	- 3500.00	-	
Mullaitivu	1700.00	- 1750.00	1350.00	- 1400.00	-		-		-	
Batticaloa	1900.00	- 2000.00	1160.00	- 1200.00	1450.00	- 1500.00	3500.00	- 3500.00	-	
Trincomalee	2140.00	- 2150.00	1200.00	- 1250.00	1800.00	- 1850.00	3450.00	- 3500.00	-	
Veyangoda	-		-		-		-		-	
Galenbindunuwewa	-		-		-		-		-	
Bandarawela	-		1150.00	- 1200.00	1500.00	- 1600.00	2800.00	- 2800.00	-	
Matale	2000.00	- 2200.00	1190.00	- 1200.00	1350.00	- 1400.00	2900.00	- 3000.00	1400.00	- 1600.00

Table 14: Colombo: Wholesale Prices (Rs/kg or Rs/piece)

Week 32: 02 - 08 Aug 2024

COMMODITY	Range	Average Price			Change Compared to		COMMODITY	Range	Average Price			Change Compared to	
		This Week	Last Week	Last Year	Last Week (%)	Last Year (%)			This Week	Last Week	Last Year	Last Week (%)	Last Year (%)
<u>Rice</u>							<u>Coconut</u>						
Local							Large	100.00 - 115.00	107.78	106.25	92.50	1.44	16.52
Samba 1	230.00 - 240.00	234.00	235.80	207.00	-0.76	13.04	Small	90.00 - 95.00	94.00	92.86	75.00	1.23	25.33
Samba 2	220.00 - 230.00	226.57	229.13	198.00	-1.11	14.43							
Keeri Samba	250.00 - 315.00	283.75	287.50	259.00	-1.30	9.56	<u>Fruits (Rs/fruit)</u>						
Nadu 1	210.00 - 215.00	211.90	211.70	176.00	0.09	20.40	Plantain						
Nadu 2	205.00 - 207.00	206.00	206.33	169.00	-0.16	21.89	Ambul (Rs/kg)	150.00 - 200.00	171.00	173.00	153.08	-1.16	11.71
Raw (Red)	190.00 - 200.00	194.30	195.80	147.00	-0.77	32.18	Kolikuttu (Rs/kg)	400.00 - 480.00	439.00	480.00	401.67	-8.54	9.29
Raw (White)	195.00 - 210.00	202.50	202.00	170.00	0.25	19.12	Seeni (Rs/kg)	120.00 - 170.00	148.00	140.00	135.83	5.71	8.96
Imported							Anamalu	30.00 - 37.00	33.50	36.00	27.36	-6.94	22.43
Samba	275.00 - 280.00	276.67	280.71	225.00	-1.44	22.96	Ambun	35.00 - 42.00	38.50	41.00	33.67	-6.10	14.36
Nadu	-	-	-	-	-	-	Papaw(Rs/kg)	80.00 - 170.00	137.50	155.00	143.85	-11.29	-4.41
Raw (Red)	-	-	-	-	-	-	Passion Fruit	30.00 - 50.00	41.11	40.20	54.44	2.27	-24.49
Raw (White)	-	-	-	189.00	-	-	Pineapple Large	560.00 - 600.00	580.00	587.50	901.25	-1.28	-35.64
<u>Dried Chillies</u>							Pineapple Medium	460.00 - 500.00	480.00	487.50	690.00	-1.54	-30.43
Imported	700.00 - 800.00	753.75	750.00	1077.78	0.50	-30.06	Pineapple Small	320.00 - 370.00	347.50	357.50	531.25	-2.80	-34.59
<u>Onion</u>							Mango						
Sinnan	200.00 - 220.00	210.00	185.00	-	13.51	-	Betti	-	-	-	-	-	-
Vedalan	280.00 - 420.00	337.50	375.00	288.00	-10.00	17.19	Karthakolomban	200.00 - 270.00	245.00	227.78	162.73	7.56	50.56
Imported	250.00 - 260.00	255.00	255.00	-	0.00	-	Vilad	80.00 - 110.00	95.00	106.67	104.29	-10.94	-8.90
<u>Big Onion</u>							Kohu	-	-	-	-	-	-
Imported	130.00 - 230.00	186.11	173.33	117.00	7.37	59.07	Other						
Local	-	-	-	-	-	-	Wood Apple	18.00 - 25.00	21.80	34.90	52.50	-37.54	-58.48
<u>Potato</u>							Orange	90.00 - 100.00	95.56	101.00	52.00	-5.39	83.76
Welimada	350.00 - 360.00	355.00	-	-	-	-	Avocado	70.00 - 120.00	94.55	97.27	75.83	-2.80	24.68
N'Eliya	370.00 - 400.00	382.50	406.67	340.00	-5.94	12.50	Slime Apple	60.00 - 65.00	62.78	53.00	29.71	18.45	111.27
Imported	160.00 - 180.00	170.71	196.25	171.36	-13.01	-0.38	Grapes (Imp., Rs/kg)	1200.00 - 1240.00	1213.75	1161.11	1240.00	4.53	-2.12
<u>Pulses</u>							King Coconut	130.00 - 160.00	144.44	165.00	116.67	-12.46	23.81
Green Gram	800.00 - 850.00	825.71	783.33	924.50	5.41	-10.69	<u>Sea Fish</u>						
Cowpea (White)	750.00 - 850.00	812.86	808.33	872.50	0.56	-6.84	Salaya	250.00 - 450.00	345.00	308.33	509.00	11.89	-32.22
Cowpea (Red)	675.00 - 750.00	715.00	725.00	918.00	-1.38	-22.11	Hurulla	650.00 - 850.00	757.50	759.17	691.00	-0.22	9.62
Red Dhal	265.00 - 275.00	270.00	276.25	280.50	-2.26	-3.74	Balaya	600.00 - 1100.00	801.67	760.83	888.00	5.37	-9.72
<u>Vegetable</u>							Kelawalla	1150.00 - 1300.00	1245.83	1410.83	1395.00	-11.70	-10.69
Beans (Butter)	-	-	-	-	-	-	Thora	1800.00 - 2200.00	2062.50	2287.50	2465.00	-9.84	-16.33
Beans(Green)	250.00 - 450.00	350.00	480.00	275.00	-27.08	27.27	Paraw	1200.00 - 1450.00	1325.83	1355.00	1466.00	-2.15	-9.56
Carrot	180.00 - 250.00	206.00	246.00	400.00	-16.26	-48.50	Mora	950.00 - 1050.00	985.00	1175.83	995.00	-16.23	-1.01
Leeks	250.00 - 300.00	276.00	326.00	122.00	-15.34	126.23	Shrimps	1600.00 - 1700.00	1683.57	1823.33	1676.00	-7.67	0.45
Beetroot	180.00 - 250.00	216.00	276.00	150.00	-21.74	44.00	Thalapat	1650.00 - 2350.00	1950.00	1941.67	2015.00	0.43	-3.23
Knolkhol	100.00 - 150.00	117.00	128.00	80.00	-8.59	46.25	<u>Eggs</u>						
Raddish	50.00 - 60.00	56.00	62.00	48.00	-9.68	16.67	Brown	41.00 - 46.00	43.38	45.19	-	-4.01	-
Cabbage	200.00 - 280.00	247.00	258.00	154.00	-4.26	60.39	White	39.00 - 42.00	40.31	42.31	47.50	-4.73	-15.13
Tomato	150.00 - 200.00	176.00	208.00	172.00	-15.38	2.33	<u>Dried Fish</u>						
Ladies Fingers	50.00 - 100.00	72.00	100.00	71.00	-28.00	1.41	Sprats	1550.00 - 1750.00	1651.67	1739.17	2211.00	-5.03	-25.30
Brinjal	200.00 - 300.00	263.00	250.00	232.00	5.20	13.36	Sprats (Imported)	800.00 - 1000.00	897.50	909.17	994.17	-1.28	-9.72
Capsicum	600.00 - 800.00	700.00	815.00	278.00	-14.11	151.80	Kattawa	-	-	-	-	-	-
Pumpkin	120.00 - 140.00	128.00	135.00	116.00	-5.19	10.34	Kattawa (Imported)	1250.00 - 1350.00	1300.00	1301.67	1597.00	-0.13	-18.60
Cucumber	20.00 - 50.00	32.00	40.00	65.00	-20.00	-50.77	Thora	-	-	-	-	-	-
Bitter Gourd	150.00 - 180.00	168.00	170.00	182.00	-1.18	-7.69	Thora (Imported)	-	-	-	-	-	-
Snake Gourd	150.00 - 180.00	168.00	179.00	142.00	-6.15	18.31	Mora	1750.00 - 1850.00	1788.33	1862.73	1864.00	-3.99	-4.06
Drumstick	40.00 - 120.00	71.54	124.29	199.17	-42.44	-64.08	Mora (Imported)	-	-	-	-	-	-
Luffa	150.00 - 200.00	172.00	202.00	98.00	-14.85	75.51	Balaya	950.00 - 1100.00	1000.83	1015.00	1391.00	-1.40	-28.05
Long Beans	100.00 - 200.00	150.00	187.00	151.00	-19.79	-0.66	Balaya (Imported)	-	-	-	-	-	-
Ash Plantain	220.00 - 230.00	226.00	219.00	159.00	3.20	42.14	Anguluwa	-	-	-	-	-	-
Green Chillies	400.00 - 450.00	430.00	472.00	330.00	-8.90	30.30	Anguluwa (Imported)	1400.00 - 1500.00	1469.17	1455.83	1522.86	0.92	-3.53
Lime	300.00 - 450.00	375.00	445.00	530.00	-15.73	-29.25	Maduwa	1300.00 - 1400.00	1371.67	1353.33	1603.00	1.35	-14.43
<u>Root Crops</u>							Maduwa (Imported)	-	-	-	-	-	-
Sweet Potato	120.00 - 140.00	127.78	135.00	101.00	-5.35	26.51	Koduwa	-	-	-	-	-	-
Manioc	80.00 - 120.00	102.22	112.00	152.00	-8.73	-32.75	Koduwa (Imported)	-	-	-	-	-	-
<u>Leafy Vegetable</u>							Salaya	300.00 - 480.00	373.64	330.83	722.00	12.94	-48.25
Mukunuwenna	40.00 - 45.00	42.50	36.88	45.00	15.25	-5.56	Salaya (Imported)	-	-	-	-	-	-
Kankun	40.00 - 45.00	42.50	36.88	45.00	15.25	-5.56							
Gotukola (Rs/kg)	300.00 - 350.00	315.56	307.50	290.00	2.62	8.81							

This Week: Week 32: 02 - 08 Aug 2024
 Last Week: Week 31: 26 July - 01 Aug 2024

Table 15: Colombo &Suburbs: Retail Prices (Rs/kg or Rs/piece)

Week 32: 02 - 08 Aug 2024

COMMODITY	Range	Average Price			Change Compared to		COMMODITY	Range	Average Price			Change Compared to	
		This Week	Last Week	Last Year	Last Week	Last Year (%)			This Week	Last Week	Last Year	Last Week	Last Year (%)
<u>Rice</u>							<u>Coconut</u>						
Local							Large						
Samba 1	230.00 - 270.00	251.29	251.32	229.31	-0.03	9.59	110.00 - 135.00	127.08	125.91	109.50	1.17	16.06	
Samba 2	-	-	-	213.42	-	-	100.00 - 110.00	106.09	105.00	86.30	1.09	22.93	
Keeri Samba	320.00 - 370.00	348.80	352.86	269.62	-4.06	29.37	<u>Fruits (Rs/fruit)</u>						
Nadu 1	220.00 - 230.00	224.23	224.38	216.43	-0.14	3.60	Plantain						
Nadu 2	-	-	-	194.75	-	-	Ambul (Rs/kg)	200.00 - 280.00	232.11	234.62	221.43	-2.51	4.82
Raw (Red)	200.00 - 220.00	207.59	208.33	163.52	-0.74	26.95	Kolikuttu (Rs/kg)	450.00 - 650.00	537.22	563.93	484.48	-26.71	10.89
Raw (White)	210.00 - 220.00	215.83	215.42	184.78	0.42	16.80	Seeni (Rs/kg)	180.00 - 280.00	226.39	221.88	204.69	4.51	10.60
Imported							Anamalu						
Samba	280.00 - 310.00	294.55	294.13	240.83	0.42	22.30	40.00 - 54.00	45.23	46.17	33.33	-0.94	35.69	
Nadu	-	-	-	-	-	-	Ambun	60.00 - 76.00	65.93	67.65	42.58	-1.73	54.84
Raw (Red)	-	-	-	-	-	-	Papaw(Rs/kg)	160.00 - 300.00	238.24	243.13	216.11	-4.89	10.24
Raw (White)	-	-	-	212.50	-	-	Passion Fruit	55.00 - 80.00	75.53	74.33	76.07	1.19	-0.72
<u>Dried Chillies</u>							Pineapple Large						
Imported	800.00 - 1200.00	1005.36	1002.17	1306.00	3.18	-23.02	650.00 - 900.00	750.00	757.20	1092.08	-7.20	-31.32	
<u>Onion</u>							Pineapple Medium						
Sinnan	-	-	-	-	-	-	550.00 - 700.00	596.67	599.55	849.09	-2.88	-29.73	
Vedalan	480.00 - 560.00	508.00	522.86	446.25	-14.86	13.84	Pineapple Small	350.00 - 520.00	446.09	477.39	635.20	-31.30	-29.77
Imported	400.00 - 450.00	420.00	424.44	-	-4.44	-	Mango						
<u>Big Onion</u>							Betti						
Imported	180.00 - 300.00	252.97	252.07	144.29	0.90	75.33	400.00 - 460.00	415.00	370.00	200.00	45.00	107.50	
Local	-	-	-	-	-	-	Vilad	120.00 - 140.00	130.00	160.00	125.00	-30.00	4.00
<u>Potato</u>							Kohu						
Welimada	-	-	-	-	-	-	Other						
N'Eliya	460.00 - 560.00	509.00	510.00	427.69	-1.00	19.01	Wood Apple	40.00 - 100.00	66.57	90.91	97.00	-24.34	-31.37
Imported	220.00 - 300.00	253.18	274.29	221.15	-21.10	14.48	Orange	120.00 - 160.00	145.79	155.38	90.00	-9.60	61.99
<u>Pulses</u>							Avocado						
Green Gram	1000.00 - 1400.00	1260.00	1255.00	1131.15	5.00	11.39	100.00 - 200.00	162.69	166.82	96.21	-4.13	69.11	
Cowpea (White)	850.00 - 1200.00	1059.09	1056.82	1115.46	2.27	-5.05	Slime Apple	100.00 - 160.00	130.91	124.12	80.56	6.79	62.51
Cowpea (Red)	800.00 - 1200.00	1015.22	1023.60	1126.32	-8.38	-9.86	Grapes (Imp., Rs/kg)	1500.00 - 2500.00	2205.00	2165.00	2279.17	40.00	-3.25
Red Dhal	300.00 - 360.00	323.60	325.22	324.84	-1.62	-0.38	King Coconut	150.00 - 230.00	190.00	208.85	146.11	-18.85	30.04
<u>Vegetable</u>							Sea Fish						
Beans (Butter)	-	-	-	-	-	-	Salaya	360.00 - 700.00	544.21	570.53	785.00	-26.32	-30.67
Beans(Green)	330.00 - 660.00	519.68	645.71	410.57	-126.04	26.57	Hurulla	750.00 - 1000.00	882.31	906.00	1012.94	-23.69	-12.90
Carrot	260.00 - 480.00	389.29	441.85	490.27	-52.57	-20.60	Balaya	750.00 - 1400.00	1085.71	1100.00	1279.17	-14.29	-15.12
Leeks	360.00 - 600.00	476.79	470.38	255.00	6.40	86.97	Kelawalla	1350.00 - 3000.00	2291.18	2337.50	2465.00	-46.32	-7.05
Beetroot	240.00 - 480.00	400.71	468.46	257.71	-67.75	55.49	Thora	2150.00 - 4000.00	3094.12	3253.85	3600.00	-159.73	-14.05
Knolkhol	110.00 - 420.00	285.00	330.38	221.14	-45.38	28.88	Paraw	1500.00 - 2600.00	2026.47	2171.43	2663.89	-144.96	-23.93
Raddish	80.00 - 320.00	209.31	211.85	171.35	-2.54	22.15	Mora	1200.00 - 1800.00	1433.33	1610.00	1760.00	-176.67	-18.56
Cabbage	300.00 - 600.00	416.79	425.77	260.00	-8.98	60.30	Shrimps	1800.00 - 2200.00	1990.59	2064.29	1952.73	-73.70	1.94
Tomato	240.00 - 480.00	363.33	396.92	323.24	-33.59	12.40	Thalapat	1900.00 - 3200.00	2877.50	3010.71	3115.00	-133.21	-7.62
Ladies Fingers	120.00 - 360.00	255.00	288.57	223.23	-33.57	14.23	Eggs						
Brijjal	240.00 - 480.00	400.00	397.50	357.88	2.50	11.77	Brown	44.00 - 48.00	45.81	48.62	50.33	-2.80	-8.98
Capsicum	700.00 - 1400.00	1068.33	1200.00	460.27	-131.67	132.11	White	41.00 - 45.00	43.00	45.92	48.43	-2.92	-11.21
Pumpkin	150.00 - 320.00	243.93	298.97	197.57	-55.04	23.47	Dried Fish						
Cucumber	70.00 - 260.00	164.67	191.07	148.00	-26.40	11.26	Sprats	2000.00 - 2400.00	2200.00	2285.71	2345.45	-85.71	-6.20
Bitter Gourd	200.00 - 480.00	367.19	394.00	344.71	-26.81	6.52	Sprats (Imported)	1000.00 - 1300.00	1197.37	1223.53	1230.77	-26.16	-2.71
Snake Gourd	180.00 - 480.00	333.87	350.74	276.13	-16.87	20.91	Kattawa	1900.00 - 2400.00	2061.90	2073.68	2451.43	-11.78	-15.89
Drumstick	150.00 - 480.00	300.00	370.38	335.43	-70.38	-10.56	Thora	-	-	-	-	-	-
Luffa	200.00 - 420.00	311.29	403.79	248.48	-92.50	25.28	Mora	2000.00 - 2600.00	2390.48	2441.18	2385.19	-50.70	0.22
Long Beans	180.00 - 480.00	310.71	388.93	264.12	-78.21	17.64	Balaya	1300.00 - 1800.00	1610.53	1622.22	1989.66	-11.70	-19.06
Ash Plantain	240.00 - 400.00	310.80	366.15	275.63	-55.35	12.76	Anguluwa	2000.00 - 2400.00	2242.86	2200.00	2270.59	42.86	-1.22
Green Chillies	420.00 - 800.00	668.52	744.44	582.43	-75.93	14.78	Maduwa	-	-	1400.00	2225.00	-	-
Lime	400.00 - 1000.00	719.66	837.04	730.00	-117.38	-1.42	Koduwa	-	-	-	-	-	-
<u>Root Crops</u>							Meat						
Sweet Potato	160.00 - 340.00	260.34	281.48	195.56	-21.14	33.13	Beef (without Bones)	2500.00 - 2600.00	2516.67	2520.00	2380.00	-3.33	5.74
Manioc	130.00 - 260.00	202.00	206.92	199.43	-4.92	1.29	Chicken (Broiler)	1100.00 - 1250.00	1200.77	1182.86	1450.91	17.91	-17.24
<u>Leafy Vegetable</u>							Chicken (Curry)						
Mukunuwenna	45.00 - 80.00	74.79	75.26	70.27	-0.47	6.43	3300.00 - 3500.00	3400.00	3388.89	3328.57	11.11	2.15	
Kankun	45.00 - 80.00	74.79	75.00	70.27	-0.21	6.43	1300.00 - 1500.00	1357.14	1380.00	1600.00	-22.86	-15.18	
Gotukola	120.00 - 120.00	120.00	121.18	109.19	-1.18	9.90	Pork						

This Week:
Last Week:

Week 32: 02 - 08 Aug 2024
Week 31: 26 July - 01 Aug 2024

Table 16: Farmgate/Producer Prices of Food Commodities in Selected Producing Areas (Rs/kg)

Week 32: 02 - 08 Aug 2024

COMMODITY	Range	Average Price	COMMODITY	Range	Average Price	COMMODITY	Range	Average Price
Paddy			Vegetable (Up Country)			Snake Gourd		
Short Grain			Beans			Dambulla	90.00 - 130.00	109.00
A'pura	108.00 - 112.00	109.60	Dambulla	330.00 - 380.00	350.00	Hambantota	170.00 - 170.00	170.00
P'haruwa	114.00 - 117.00	115.50	Welimada	260.00 - 280.00	272.00	Embilipitiya	170.00 - 200.00	185.00
Kalawewa	108.00 - 112.00	110.40	Badulla	200.00 - 220.00	206.67	Matara	-	
Kurunegala	-		Carrot			A'pura	140.00 - 160.00	148.00
Dehiattakandiya	110.00 - 114.00	111.67	N'Eliya	170.00 - 180.00	176.00	Luffa		
Nikaweratiya	115.00 - 116.00	115.20	Welimada	120.00 - 140.00	130.00	Dambulla	125.00 - 140.00	132.50
Ampara	-		Hanguranketha	-		Hambantota	160.00 - 200.00	180.00
Long Grain (White)			Leeks			Embilipitiya	160.00 - 180.00	172.50
A'pura	112.00 - 117.00	114.00	N'Eliya	230.00 - 245.00	240.00	Matara	-	
P'haruwa	120.00 - 121.00	120.33	Welimada	220.00 - 230.00	226.00	A'pura	160.00 - 180.00	168.00
Kalawewa	112.00 - 117.00	114.80	Beetroot			Green Chillies		
Kurunegala	-		N'Eliya	165.00 - 175.00	172.00	Dambulla	400.00 - 480.00	440.00
Dehiattakandiya	116.00 - 121.00	118.33	Dambulla	152.50 - 167.50	160.00	Hambantota	450.00 - 450.00	450.00
Embilipitiya	-		Kurunegala	-		Embilipitiya	500.00 - 550.00	532.00
Nikaweratiya	110.00 - 115.00	113.20	Welimada	120.00 - 140.00	128.00	Puttalam	-	
Hambantota	-		Hanguranketha	-		A'pura	400.00 - 450.00	420.00
Ampara	110.00 - 115.00	112.67	Knol Khol			Pumpkin		
Long Grain (Red)			N'Eliya	70.00 - 90.00	82.00	Dambulla	95.00 - 110.00	102.00
Matara	114.00 - 116.00	115.00	Welimada	40.00 - 55.00	47.00	Hambantota	-	
Hambantota	100.00 - 115.00	108.33	Hanguranketha	-		Embilipitiya	100.00 - 120.00	112.50
Embilipitiya	109.00 - 110.00	109.50	Raddish			Matara	90.00 - 110.00	100.00
Keeri Samba			N'Eliya	25.00 - 35.00	30.00	A'pura	100.00 - 120.00	112.00
A'pura	118.00 - 123.00	120.00	Welimada	25.00 - 35.00	31.00	Moneragala	90.00 - 100.00	94.00
P'haruwa	115.00 - 117.00	116.17	Hambantota	-		Cucumber		
Kalawewa	-		Hanguranketha	-		A'pura	30.00 - 40.00	34.00
Kurunegala	-		Cabbage			Dambulla	20.00 - 28.00	25.20
Dehiattakandiya	112.00 - 113.00	112.67	N'Eliya	235.00 - 245.00	240.00	Hambantota	-	
Red Onion			Welimada	160.00 - 180.00	170.00	Matara	25.00 - 35.00	30.00
Puttalam	-		Badulla	150.00 - 150.00	150.00	Long Beans		
Jaffna	280.00 - 320.00	302.00	Hanguranketha	-		Dambulla	145.00 - 190.00	164.58
Big Onion			Tomato			Hambantota	-	
Dambulla	-		Welimada	125.00 - 135.00	131.00	Embilipitiya	200.00 - 220.00	207.50
Kalawewa	-		Hambantota	230.00 - 230.00	230.00	Matara	130.00 - 150.00	137.50
A'pura	-		Dambulla	140.00 - 162.50	151.50	A'pura	180.00 - 200.00	188.00
Potato			Hanguranketha	-		Ash Plantain		
N'Eliya	330.00 - 370.00	352.00	Vegetable (Low Country)			Hambantota	-	
Badulla	-		Ladies Fingers			Embilipitiya	150.00 - 170.00	160.00
Welimada	330.00 - 350.00	342.00	A'pura	60.00 - 80.00	68.00	Matara	110.00 - 120.00	113.75
Pulses			Dambulla	48.00 - 57.00	51.40	Lime		
Green Gram			Hambantota	40.00 - 50.00	45.00	Hambantota	-	
Hambantota	-		Embilipitiya	65.00 - 80.00	72.50	Embilipitiya	300.00 - 340.00	322.50
Moneragala	600.00 - 650.00	620.00	Matara	80.00 - 100.00	88.75	Moneragala	300.00 - 350.00	320.00
Embilipitiya	600.00 - 620.00	610.00	Brinjal			Fruits (Rs/kg)		
Nikaweratiya	550.00 - 600.00	575.00	A'pura	200.00 - 240.00	216.00	Banana		
A'pura	600.00 - 650.00	625.00	Dambulla	135.00 - 167.50	151.50	Ambul		
Cowpea			Hambantota	200.00 - 200.00	200.00	Moneragala	80.00 - 90.00	84.00
Hambantota	-		Embilipitiya	200.00 - 230.00	215.00	Embilipitiya	90.00 - 110.00	100.00
Nikaweratiya	500.00 - 600.00	550.00	Matara	200.00 - 230.00	212.50	Hambantota	100.00 - 130.00	116.67
Moneragala	550.00 - 600.00	570.00	Welimada	125.00 - 135.00	129.00	Kolikuttu		
Embilipitiya	700.00 - 720.00	710.00	Capsicum			Moneragala	200.00 - 250.00	220.00
Maize			Badulla	-		Embilipitiya	200.00 - 280.00	237.50
A'pura	-		Welimada	750.00 - 780.00	767.50	Hambantota	250.00 - 260.00	255.00
Kalawewa	-		Bitter Gourd			Papaw		
Gingelly			A'pura	180.00 - 200.00	188.00	Moneragala	100.00 - 120.00	108.00
A'pura	480.00 - 500.00	490.00	Dambulla	135.00 - 152.50	142.50	Embilipitiya	150.00 - 160.00	153.75
Kalawewa	-		Hambantota	-		Hambantota	-	
Black Gram			Embilipitiya	220.00 - 300.00	257.50	Pineapple		
A'pura	-		Matara	200.00 - 230.00	220.00	Divulapitiya	-	
Kalawewa	-							

CROP	PELIYAGODA	MAHARAGAMA	KIRULAPONE	NUGEGODA	NARAHENPITA	DEMATAGODA	THOTALANGA	KADAWATHA	KIRIBATHGODA
<u>Rice</u>									
Local									
Samba 1	230.00 - 260.00	230.00 - 270.00	260.00 - 270.00	230.00 - 260.00	260.00 - 270.00	230.00 - 270.00	240.00 - 270.00	230.00 - 260.00	230.00 - 270.00
Samba 2	-	-	-	-	-	-	-	-	-
Keeri Samba	320.00 - 350.00	350.00 - 360.00	320.00 - 360.00	320.00 - 360.00	340.00 - 360.00	340.00 - 360.00	340.00 - 360.00	370.00 - 370.00	340.00 - 370.00
Nadu 1	220.00 - 220.00	220.00 - 230.00	220.00 - 230.00	230.00 - 230.00	220.00 - 230.00	220.00 - 230.00	220.00 - 230.00	220.00 - 230.00	220.00 - 230.00
Nadu 2	-	-	-	-	-	-	-	-	-
Raw (Red)	200.00 - 210.00	200.00 - 210.00	210.00 - 220.00	200.00 - 210.00	200.00 - 210.00	205.00 - 220.00	200.00 - 220.00	200.00 - 210.00	200.00 - 220.00
Raw (White)	210.00 - 220.00	220.00 - 220.00	210.00 - 220.00	220.00 - 220.00	210.00 - 220.00	210.00 - 220.00	210.00 - 220.00	210.00 - 220.00	210.00 - 220.00
Imported									
Samba	280.00 - 300.00	300.00 - 300.00	290.00 - 310.00	310.00 - 310.00	310.00 - 310.00	290.00 - 300.00	290.00 - 310.00	290.00 - 290.00	280.00 - 290.00
Nadu	-	-	-	-	-	-	-	-	-
Raw (Red)	-	-	-	-	-	-	-	-	-
Raw (White)	-	-	-	-	-	-	-	-	-
<u>Dried Chillies</u>									
Imported	800.00 - 850.00	1100.00 - 1200.00	950.00 - 1200.00	950.00 - 1200.00	950.00 - 1000.00	950.00 - 1100.00	900.00 - 1000.00	900.00 - 1200.00	1000.00 - 1000.00
<u>Red Onion</u>									
Sinnan	-	-	-	-	-	-	-	-	-
Vedalan	480.00 - 520.00	480.00 - 560.00	480.00 - 480.00	480.00 - 560.00	480.00 - 480.00	480.00 - 480.00	550.00 - 550.00	500.00 - 560.00	480.00 - 500.00
Imported	430.00 - 430.00	450.00 - 450.00	400.00 - 400.00	-	400.00 - 440.00	400.00 - 400.00	-	-	420.00 - 440.00
<u>Big Onion</u>									
Imported	180.00 - 280.00	280.00 - 300.00	200.00 - 280.00	200.00 - 300.00	280.00 - 300.00	200.00 - 280.00	180.00 - 280.00	190.00 - 260.00	180.00 - 260.00
Local	-	-	-	-	-	-	-	-	-
<u>Potato</u>									
Welimada	-	-	-	-	-	-	-	-	-
N'Eliya	460.00 - 480.00	560.00 - 560.00	460.00 - 480.00	520.00 - 560.00	520.00 - 560.00	-	520.00 - 550.00	520.00 - 520.00	520.00 - 520.00
Imported	240.00 - 260.00	250.00 - 260.00	240.00 - 260.00	260.00 - 260.00	240.00 - 300.00	240.00 - 280.00	220.00 - 240.00	260.00 - 280.00	230.00 - 240.00
<u>Pulses</u>									
Green Gram	1000.00 - 1200.00	1200.00 - 1400.00	1000.00 - 1400.00	1000.00 - 1400.00	1000.00 - 1400.00	1100.00 - 1400.00	1100.00 - 1200.00	1200.00 - 1400.00	1400.00 - 1400.00
Cowpea (White)	850.00 - 950.00	1000.00 - 1100.00	1100.00 - 1200.00	1000.00 - 1200.00	950.00 - 1100.00	950.00 - 1200.00	850.00 - 1200.00	850.00 - 1200.00	1100.00 - 1200.00
Cowpea (Red)	800.00 - 950.00	1000.00 - 1100.00	1000.00 - 1200.00	1000.00 - 1200.00	950.00 - 1100.00	950.00 - 1200.00	850.00 - 1200.00	850.00 - 1200.00	1100.00 - 1200.00
Red Dhal	300.00 - 320.00	320.00 - 360.00	300.00 - 320.00	320.00 - 360.00	320.00 - 360.00	310.00 - 350.00	300.00 - 320.00	300.00 - 330.00	340.00 - 360.00

Annex 02 - Colombo Markets: Retail Prices of Vegetables (Rs/kg) and Coconut (Rs/nut)

Week 32: 02 - 08 Aug 2024

CROP	PELIYAGODA	MAHARAGAMA	KIRULAPONE	NUGEGODA	NARAHENPITA	DEMATAGODA	THOTALANGA	KADAWATHA	KIRIBATHGODA
<i>Vegetable</i>									
Beans	330.00 - 450.00	580.00 - 640.00	480.00 - 550.00	540.00 - 600.00	550.00 - 600.00	460.00 - 550.00	420.00 - 460.00	480.00 - 600.00	650.00 - 660.00
Carrot	260.00 - 300.00	400.00 - 460.00	400.00 - 480.00	400.00 - 440.00	400.00 - 440.00	400.00 - 480.00	260.00 - 300.00	360.00 - 420.00	480.00 - 480.00
Leeks	360.00 - 420.00	480.00 - 560.00	520.00 - 560.00	540.00 - 600.00	420.00 - 460.00	480.00 - 520.00	360.00 - 400.00	550.00 - 600.00	600.00 - 600.00
Beetroot	240.00 - 280.00	440.00 - 480.00	420.00 - 480.00	440.00 - 480.00	360.00 - 400.00	400.00 - 480.00	240.00 - 280.00	440.00 - 480.00	460.00 - 480.00
Knolkhol	110.00 - 120.00	320.00 - 360.00	320.00 - 420.00	400.00 - 420.00	220.00 - 260.00	320.00 - 330.00	180.00 - 240.00	240.00 - 280.00	330.00 - 360.00
Raddish	80.00 - 90.00	320.00 - 320.00	200.00 - 280.00	300.00 - 320.00	200.00 - 220.00	-	120.00 - 160.00	220.00 - 260.00	280.00 - 320.00
Cabbage	300.00 - 350.00	440.00 - 480.00	400.00 - 480.00	540.00 - 600.00	420.00 - 450.00	320.00 - 420.00	300.00 - 350.00	430.00 - 460.00	600.00 - 600.00
Tomato	260.00 - 280.00	400.00 - 480.00	400.00 - 480.00	300.00 - 400.00	340.00 - 380.00	360.00 - 420.00	240.00 - 260.00	320.00 - 360.00	400.00 - 480.00
Ladies Fingers	120.00 - 140.00	320.00 - 360.00	280.00 - 280.00	300.00 - 340.00	230.00 - 260.00	220.00 - 260.00	160.00 - 200.00	280.00 - 320.00	320.00 - 340.00
Brinjal	240.00 - 260.00	420.00 - 480.00	400.00 - 480.00	400.00 - 480.00	360.00 - 400.00	320.00 - 340.00	340.00 - 400.00	480.00 - 480.00	400.00 - 480.00
Capsicum	700.00 - 800.00	1100.00 - 1300.00	1100.00 - 1400.00	1000.00 - 1400.00	900.00 - 1200.00	800.00 - 800.00	850.00 - 1000.00	1100.00 - 1400.00	1000.00 - 1100.00
Pumpkin	160.00 - 180.00	220.00 - 240.00	240.00 - 280.00	320.00 - 320.00	280.00 - 320.00	320.00 - 320.00	150.00 - 160.00	240.00 - 280.00	250.00 - 280.00
Cucumber	70.00 - 80.00	200.00 - 220.00	120.00 - 200.00	240.00 - 260.00	120.00 - 140.00	240.00 - 260.00	80.00 - 100.00	140.00 - 160.00	240.00 - 260.00
Bitter Gourd	200.00 - 250.00	440.00 - 480.00	320.00 - 480.00	360.00 - 480.00	320.00 - 340.00	320.00 - 330.00	320.00 - 350.00	360.00 - 420.00	420.00 - 480.00
Snake Gourd	180.00 - 200.00	420.00 - 480.00	360.00 - 400.00	400.00 - 480.00	320.00 - 360.00	260.00 - 280.00	240.00 - 300.00	320.00 - 400.00	240.00 - 260.00
Drumstick	150.00 - 160.00	480.00 - 480.00	220.00 - 320.00	400.00 - 480.00	300.00 - 320.00	240.00 - 360.00	200.00 - 230.00	280.00 - 340.00	300.00 - 350.00
Luffa	200.00 - 220.00	400.00 - 420.00	280.00 - 400.00	380.00 - 400.00	280.00 - 300.00	220.00 - 280.00	240.00 - 300.00	320.00 - 420.00	300.00 - 320.00
Long Beans	200.00 - 240.00	400.00 - 480.00	240.00 - 320.00	420.00 - 480.00	320.00 - 340.00	-	180.00 - 200.00	220.00 - 280.00	320.00 - 340.00
Ash Plantain	240.00 - 260.00	400.00 - 400.00	320.00 - 400.00	320.00 - 400.00	340.00 - 360.00	280.00 - 320.00	240.00 - 260.00	260.00 - 320.00	260.00 - 280.00
Green Chillies	420.00 - 450.00	600.00 - 800.00	750.00 - 800.00	740.00 - 800.00	550.00 - 600.00	800.00 - 800.00	420.00 - 500.00	650.00 - 800.00	800.00 - 800.00
Lime	400.00 - 450.00	600.00 - 800.00	800.00 - 1000.00	740.00 - 800.00	700.00 - 800.00	800.00 - 1000.00	500.00 - 700.00	760.00 - 800.00	1000.00 - 1000.00
<i>Root Crops</i>									
Sweet Potato	160.00 - 180.00	240.00 - 300.00	260.00 - 280.00	300.00 - 340.00	260.00 - 320.00	200.00 - 240.00	160.00 - 200.00	320.00 - 340.00	320.00 - 340.00
Manioc	140.00 - 160.00	200.00 - 240.00	230.00 - 240.00	250.00 - 260.00	200.00 - 220.00	220.00 - 240.00	130.00 - 160.00	180.00 - 220.00	200.00 - 220.00
<i>Leafy Vegetable</i>									
Mukunuwenna	45.00 - 50.00	80.00 - 80.00	70.00 - 70.00	80.00 - 80.00	80.00 - 80.00	80.00 - 80.00	60.00 - 80.00	80.00 - 80.00	80.00 - 80.00
Kankun	45.00 - 50.00	80.00 - 80.00	70.00 - 70.00	80.00 - 80.00	80.00 - 80.00	80.00 - 80.00	60.00 - 80.00	80.00 - 80.00	80.00 - 80.00
Gotukola	120.00 - 120.00	-	120.00 - 120.00	120.00 - 120.00	120.00 - 120.00	120.00 - 120.00	120.00 - 120.00	120.00 - 120.00	120.00 - 120.00
<i>Coconut</i>									
Large	110.00 - 120.00	120.00 - 130.00	120.00 - 135.00	130.00 - 135.00	120.00 - 135.00	125.00 - 135.00	115.00 - 120.00	125.00 - 130.00	120.00 - 130.00
Small	100.00 - 100.00	100.00 - 110.00	100.00 - 110.00	100.00 - 110.00	100.00 - 110.00	100.00 - 110.00	100.00 - 110.00	100.00 - 110.00	100.00 - 110.00

Annex 03 - Colombo Markets: Retail Prices of Fruits (Rs/fruit)

Week 32: 02 - 08 Aug 2024

CROP	PELIYAGODA	MAHARAGAMA	KIRULAPONE	NUGEGODA	NARAHENPITA	DEMATAGODA	THOTALANGA	KADAWATHA	KIRIBATHGODA
<i>Plantain</i>									
Ambul (Rs/Kg)	250.00 - 270.00	230.00 - 260.00	280.00 - 280.00	200.00 - 260.00	220.00 - 280.00	200.00 - 280.00	200.00 - 250.00	200.00 - 240.00	200.00 - 260.00
Kolikuttu (Rs/Kg)	500.00 - 550.00	560.00 - 650.00	550.00 - 650.00	500.00 - 500.00	550.00 - 550.00	500.00 - 600.00	450.00 - 500.00	550.00 - 600.00	500.00 - 600.00
Seeni (Rs/Kg)	200.00 - 220.00	200.00 - 250.00	260.00 - 280.00	220.00 - 260.00	220.00 - 240.00	180.00 - 240.00	180.00 - 200.00	220.00 - 240.00	200.00 - 240.00
Anamalu	40.00 - 50.00	42.00 - 51.00	50.00 - 54.00	40.00 - 50.00	42.00 - 50.00	42.00 - 42.00	42.00 - 50.00	-	42.00 - 42.00
Ambun	60.00 - 70.00	70.00 - 72.00	70.00 - 76.00	60.00 - 70.00	60.00 - 70.00	60.00 - 70.00	60.00 - 70.00	-	60.00 - 70.00
<i>Pineapple</i>									
Large	650.00 - 750.00	880.00 - 880.00	840.00 - 900.00	650.00 - 780.00	700.00 - 780.00	-	700.00 - 700.00	700.00 - 750.00	700.00 - 780.00
Medium	550.00 - 600.00	680.00 - 680.00	650.00 - 700.00	600.00 - 600.00	550.00 - 600.00	-	550.00 - 550.00	550.00 - 600.00	550.00 - 600.00
Small	450.00 - 460.00	350.00 - 350.00	520.00 - 520.00	400.00 - 500.00	440.00 - 480.00	-	440.00 - 440.00	440.00 - 480.00	440.00 - 480.00
<i>Mango</i>									
Betti	-	-	-	-	-	-	-	-	-
Karthakolomban	400.00 - 400.00	-	-	400.00 - 460.00	-	-	-	-	-
Vilad	120.00 - 140.00	-	-	-	-	-	-	-	-
Kohu	-	-	-	-	-	-	-	-	-
<i>Other Fruits</i>									
Wood Apple	40.00 - 50.00	80.00 - 100.00	90.00 - 100.00	90.00 - 100.00	80.00 - 80.00	70.00 - 80.00	40.00 - 50.00	40.00 - 50.00	60.00 - 70.00
Orange	120.00 - 140.00	160.00 - 160.00	160.00 - 160.00	160.00 - 160.00	150.00 - 160.00	120.00 - 120.00	-	-	160.00 - 160.00
Avocado	160.00 - 180.00	200.00 - 200.00	150.00 - 200.00	180.00 - 200.00	160.00 - 180.00	200.00 - 200.00	100.00 - 130.00	100.00 - 100.00	150.00 - 160.00
Slime Apple	100.00 - 120.00	160.00 - 160.00	120.00 - 120.00	140.00 - 160.00	110.00 - 110.00	-	-	-	150.00 - 160.00
Grapes (Rs/Kg)	1500.00 - 1700.00	2000.00 - 2500.00	2400.00 - 2500.00	2000.00 - 2500.00	1800.00 - 1900.00	-	2000.00 - 2000.00	2300.00 - 2300.00	2000.00 - 2000.00
Papaw (Rs/Kg)	200.00 - 220.00	280.00 - 300.00	300.00 - 300.00	240.00 - 260.00	200.00 - 250.00	200.00 - 280.00	160.00 - 200.00	200.00 - 260.00	200.00 - 230.00
Passion	55.00 - 60.00	-	80.00 - 80.00	70.00 - 80.00	70.00 - 80.00	75.00 - 80.00	-	-	70.00 - 80.00
King Coconut	200.00 - 200.00	200.00 - 230.00	200.00 - 230.00	200.00 - 200.00	180.00 - 200.00	150.00 - 180.00	150.00 - 150.00	200.00 - 220.00	160.00 - 200.00

Annex 04 - Colombo Markets: Retail Prices of Sea Fish and Dried Fish (Rs/kg)

Week 32: 02 - 08 Aug 2024

31

CROP	PELIYAGODA	MAHARAGAMA	KIRULAPONE	NUGEGODA	NARAHENPITA	DEMATAGODA	THOTALANGA	KADAWATHA	KIRIBATHGODA
<i>Sea Fish</i>									
Salaya	360.00 - 400.00	520.00 - 520.00	700.00 - 700.00	700.00 - 700.00	680.00 - 680.00	400.00 - 480.00	500.00 - 500.00	520.00 - 580.00	500.00 - 500.00
Hurulla	750.00 - 860.00	980.00 - 980.00	-	1000.00 - 1000.00	-	800.00 - 800.00	800.00 - 800.00	900.00 - 900.00	900.00 - 900.00
Balaya	750.00 - 850.00	1400.00 - 1400.00	900.00 - 900.00	-	1400.00 - 1400.00	1000.00 - 1000.00	1400.00 - 1400.00	1000.00 - 1000.00	1300.00 - 1300.00
Kelawalla	1350.00 - 1500.00	2800.00 - 2800.00	2400.00 - 2400.00	2800.00 - 2800.00	3000.00 - 3000.00	3000.00 - 3000.00	1600.00 - 1600.00	2600.00 - 2600.00	2800.00 - 2800.00
Thora	2150.00 - 2450.00	3200.00 - 3200.00	-	3600.00 - 3600.00	4000.00 - 4000.00	2800.00 - 3000.00	3600.00 - 3600.00	3400.00 - 3400.00	3200.00 - 3200.00
Paraw	1500.00 - 1600.00	2400.00 - 2400.00	1600.00 - 1600.00	2600.00 - 2600.00	2500.00 - 2500.00	2000.00 - 2400.00	2200.00 - 2200.00	2400.00 - 2400.00	1800.00 - 1800.00
Mora	1200.00 - 1300.00	-	-	-	-	1800.00 - 1800.00	-	-	-
Shrimps Small	1900.00 - 2100.00	1920.00 - 1920.00	2200.00 - 2200.00	2000.00 - 2000.00	2100.00 - 2100.00	2000.00 - 2200.00	1800.00 - 1800.00	1800.00 - 1800.00	1900.00 - 1900.00
Talapath	1900.00 - 2400.00	3000.00 - 3000.00	3200.00 - 3200.00	3000.00 - 3000.00	3200.00 - 3200.00	2800.00 - 3000.00	3000.00 - 3000.00	3200.00 - 3200.00	3200.00 - 3200.00
<i>Eggs (Rs/egg)</i>									
Brown	48.00 - 48.00	44.00 - 44.00	44.00 - 44.00	44.00 - 45.00	48.00 - 48.00	48.00 - 48.00	46.00 - 46.00	46.00 - 46.00	46.00 - 46.00
White	45.00 - 45.00	41.00 - 41.00	42.00 - 42.00	42.00 - 42.00	45.00 - 45.00	45.00 - 45.00	43.00 - 43.00	43.00 - 43.00	43.00 - 43.00
<i>Dried Fish</i>									
Sprats	2000.00 - 2000.00	2000.00 - 2100.00	2400.00 - 2400.00	2400.00 - 2400.00	2100.00 - 2200.00	2100.00 - 2200.00	2200.00 - 2200.00	2200.00 - 2200.00	2200.00 - 2300.00
Kattawa	2000.00 - 2000.00	1900.00 - 1900.00	2000.00 - 2300.00	2400.00 - 2400.00	2000.00 - 2100.00	2200.00 - 2200.00	2000.00 - 2000.00	1900.00 - 2000.00	2200.00 - 2200.00
Thora	-	-	-	-	-	-	-	-	-
Mora	2000.00 - 2200.00	2400.00 - 2400.00	2600.00 - 2600.00	2400.00 - 2400.00	2400.00 - 2500.00	2400.00 - 2600.00	2400.00 - 2400.00	2200.00 - 2200.00	2500.00 - 2600.00
Balaya	1300.00 - 1400.00	1800.00 - 1800.00	1600.00 - 1800.00	1800.00 - 1800.00	1600.00 - 1600.00	1600.00 - 1800.00	1500.00 - 1600.00	1600.00 - 1600.00	1800.00 - 1800.00
Anguluwa	-	-	2400.00 - 2400.00	2200.00 - 2200.00	2200.00 - 2300.00	2000.00 - 2000.00	-	-	-
Salaya	600.00 - 600.00	1000.00 - 1000.00	1000.00 - 1000.00	1000.00 - 1000.00	600.00 - 600.00	800.00 - 800.00	800.00 - 800.00	1000.00 - 1000.00	800.00 - 800.00
<i>Meat</i>									
Beef (without Bones)	2500.00 - 2500.00	2500.00 - 2500.00	2600.00 - 2600.00	2500.00 - 2500.00	2500.00 - 2500.00	-	2500.00 - 2500.00	-	-
Chicken (Broiler)	1100.00 - 1100.00	1250.00 - 1250.00	1240.00 - 1240.00	1200.00 - 1240.00	1180.00 - 1180.00	1200.00 - 1200.00	1150.00 - 1150.00	1170.00 - 1200.00	1200.00 - 1200.00
Chicken (Curry)	-	-	-	1400.00 - 1450.00	-	-	1150.00 - 1150.00	1200.00 - 1200.00	1200.00 - 1200.00
Mutton	3500.00 - 3500.00	3300.00 - 3300.00	3400.00 - 3400.00	3400.00 - 3400.00	3500.00 - 3500.00	-	3300.00 - 3300.00	3400.00 - 3400.00	3400.00 - 3400.00
Pork	1300.00 - 1300.00	1500.00 - 1500.00	1300.00 - 1300.00	1300.00 - 1300.00	1500.00 - 1500.00	-	-	1300.00 - 1300.00	1300.00 - 1300.00

Annex 05 : Food Composition of Selected Food Commodities

Commodity	Energy (kcal/100g)	Protein (g/100g)	Total fat (g/100g)	Retinol Eq (µ g/100g)	Vit B2 (mg/100g)	Vit B6 (mg/100g)	Folate (µg/100g)	Vit C (mg/100g)	Calcium (mg/100g)	Magnesium (mg/100g)	Iron (mg/100g)	Zinc (mg/100g)
Rice												
Rice - (white Kekulu - normal)	361	9.88	1.52	-	0.03	0.09	10.67	-	6.94	26.29	1.22	1.5
Rice - (white Kekulu Samba)	355	8.81	1.53	-	0.03	0.09	8.11	-	9.82	30.48	0.92	1.7
Rice - (Red Kekulu - normal)	366	8.64	2.12	-	0.05	0.1	8.39	-	4.73	31.7	0.88	1.84
Rice -Samba	369	6.86	2.45	-	0.05	0.13	12.79	-	8.71	37.26	1.18	1.49
Rice - Nadu White	366	7.76	1.48	-	0.03	0.12	9.35	-	4.57	20.1	0.64	1.61
Dried chilies	233	12.68	6.41	437	0.84	0.42	46.83	NA	107	231	5.39	1.65
Onion												
Big onions	48	1.67	0.24	0.16	0.01	0.1	32.99	7.58	14.82	16.94	0.45	0.25
Red onions	55	2.13	0.15	0.18	0.02	0.13	30.15	14.26	20.37	19.32	0.31	0.28
Potatoes	71	1.67	0.25		0.01	0.09	14.31	20.5	9.83	23.84	0.46	0.29
Pulses												
Green gram	290	21.97	0.93	19.5	0.28	0.33	135	NA	98.96	146	4.15	2.86
White cowpea	320	21.25	1.14	1.36	0.09	0.26	249	NA	84.1	213	5.04	3.57
Red cowpea	320	20.24	1.08	0.96	0.11	0.27	273	NA	81.83	194	4.95	3.4
Red Dhal	319	23.09	0.77	1.06	1.6	0.22	55	NA	41.27	66.63	7.45	3.34
Vegetables												
Beans	46	3.95	0.15	6.64	0.1	0.3	45.2	7.02	35.68	45.56	0.7	0.59
Carrot	30	0.85	0.45	1240	0.03	0.1	24.71	5.93	27.65	11.7	0.59	0.25
Leeks	30	1.74	0.49	18.56	0.02	0.19	42.63	4.65	29.28	11.77	1.49	0.43
Beetroot	31	2.12	0.15	1.52	0.01	0.09	108	4.51	20.29	34.88	0.77	0.29
Knolkhol	16	1.69	0.34		0.05	0.19	12.7	77.64	40.09	19.35	0.23	0.18
Radish	29	0.75	0.11		0.02	0.09	18.09	12.13	35.64	13.56	0.38	0.16
Cabbage	21	1.35	0.14	3.35	0.05	0.14	52.66	29.62	56.85	18.47	0.33	0.16

Tomatoes	20	0.88	0.56	165	0.03	0.09	20.16	25.58	9.69	14.93	0.31	0.12
Ladies fingers	26	2.06	0.19	12.41	0.08	0.28	70.62	24.48	92.26	55.23	0.96	0.44
Brinjal (Pandora Striped)	29	1.49	0.31	23	0.12	0.09	30.99	1.49	18.95	18	0.32	0.19
Brinjal (Chinese eggplant)	24	1.28	0.33	16.83	0.12	0.11	32.94	3.37	14.4	21.18	0.28	0.16
Capsicum	23	1.22	0.34	38.96	0.03	0.29	28.65	49.63	12.65	11.21	0.21	0.31
Pumpkin (Common)	31	0.86	0.3	30.41	0.02	0.09	17.72	8.73	18.75	9.93	0.49	0.25
Cucumber	19	0.98	0.24	0.58	0.01	0.08	19.66	4.08	22.1	18.22	0.67	0.21
Bitter gourd	19	1.47	0.23	55.08	0.05	0.06	53.1	46.89	25.19	35.81	1.75	0.26
Snake gourd (Dark green)	11	0.82	0.25	10.41	0.03	0.12	18.09	3.54	26.83	25.84	0.41	0.11
Snake gourd (Pale green)	11	0.89	0.25	5.14	0.03	0.07	16.52	2.85	27.11	21.77	0.47	0.2
Drumstick	30	2.48	0.12	3.13	0.06	0.12	60.48	92.33	22.27	28.51	0.5	0.26
Watakolu	12	0.86	0.15	59.33	0.01	0.07	25.48	6.41	14.67	14.01	4.42	0.45
Long beans	24	3.36	0.3	-	0.06	0.11	99.98	8.93	44.22	33.17	1.01	0.08
Ash Plantain	76	2.84	0.56	0.06	0.02	0.07	6.82	4.49	5.19	22.55	0.39	0.21
Green chillies	39	2.28	0.76	38.16	0.08	0.25	21.29	98.61	20.25	36.91	1.25	0.29
Limes	26	0.66	0.26	0.36	0.01	0.05	12.1	38.05	26	15.25	0.12	0.05
Kekiri	17	1.01	0.25	0.76	0.01	0.07	17.34	8.07	25.72	26.2	0.63	0.22
Ash pumpkin (Ash guord)	18	0.8	0.15		0.01	0.15	14.17	9.14	19.27	23.62	0.48	0.13
Cho-Cho	19	0.58	0.12	0.3	0.04	0.07	63.81	23.76	20.55	13.02	0.49	0.12
Thalana batu (Little prince)	21	1.28	0.39	24.33	0.12	0.09	38.63	2.4	12.38	19.62	0.31	0.22
Thalana batu (Thai eggplant)	21	1.45	0.26	18.33	0.11	0.09	31.18	2.71	17.24	37.22	0.37	0.24
Thibbatu	61	1.66	1.96	15.89	0.03	1.02	72.39	10.8	105	57.46	1.06	0.59
Kohila yams	27	0.64	0.16	1.72	0.01	0.14	4.64	1.67	52.33	33.95	0.61	1.62
Kehel muwa	19	1.36	0.63	4.27	0.02	0.12	40.51	8.16	35.09	31.43	0.38	0.39
Ambaralla	37	0.73	0.44	3.36	0.01	0.1	44.49	35.51	20.7	9.28	0.7	0.12
Mango	50	0.75	0.09	14.5	0.02	0.14	34.89	91.63	28.56	17.74	0.5	0.09
Mushroom	27	2.54	0.42	-	0.15	0.13	7.81	11.56	0.9	14.42	1.32	0.79
Dambala	21	1.84	0.2	38.74	0.08	0.4	33.69	19.82	68.24	31.38	1.2	0.44
Coconuts nuts	390	3.67	39.92	-	0.05	0.11	14.86	-				

Root Crop

Sweet potato	108	1.27	0.33	NA	0.04	0.09	14.44	22.2	28.93	21.05	0.51	0.14
Manioc	78	0.92	0.19	NA	0.07	0.2	0.1	1.95	25.31	19.08	19.78	23.73
Nelum ala/Lotus root	79	1.94	0.93	NA	0.05	0.19	26.49	26.63	37.71	26.58	3.34	0.35
Kiriala	87	3.96	0.15	1.19	0.03	0.16	20.17	2.71	30.79	41.52	0.6	0.42
Iniala	103	3.2	0.3	33.14	0.01	0.22	22.19	13.03	40.99	28.98	1.31	0.29

Leafy Vegetables

Mukunuwanna	28	3.15	0.55	92.25	0.09	0.27	96.14	3.24	135	45.38	1.7	1.03
Gotukola	15	0.64	0.47	226	0.07	0.23	70.11	6.74	96.31	41.42	1.25	0.66
Kankun	15	0.47	0.37	1614	0.08	0.4	33.69	19.82	49.21	18.35	1.32	0.44
Kathurumurunga	70	8.01	1.35	2097	0.33	0.22	120	121	901	96.64	4.36	0.53
Nivithi	22	2.2	0.47	959	0.06	0.11	74.05	10.26	163	61.37	1.49	0.67
Thampala	32	3.55	0.72	1474	0.21	0.22	74.27	82	258	209	3.5	1.4
Sarana	20	2.42	0.21	1149	0.03	0.13	58.54	9.89	59.57	42.93	0.13	0.75
Kohila leaves	33	4.1	0.83	300	0.02	0.17	56.76	5.56	19.5	20.32	0.25	0.3
Onion leaves	27	2.01	0.26	NA	0.04	0.18	56.8	23.38	35.21	74.95	3.15	0.77
Cabbage leaves	30	3.63	0.27	8.66	0.05	0.24	63.46	40.76	170	18.47	2.67	0.35
Salad leaves	19	1.05	0.24	NA	0.1	0.06	37.48	11.64	58.23	36.89	2.07	0.27
Cauliflower	23	2.09	0.48	0.14	0.06	0.11	46.67	50.17	22.44	18.52	0.76	0.27
Jackfruit pods	25	2.14	0.34	NA	0.03	0.04	30.7	24.77	37.32	26.08	0.3	0.17
Jackfruit seeds	77	5.66	0.44	NA	0.02	0.08	58.91	15.24	40.87	50.14	0.52	0.42

Meat

Chicken	176	23.14	9.24	6.88	0.07	0.49	10.09	-	15.06	20.18	0.75	0.64
Beef	160	23.3	7.45	2.15	0.08	0.32	1.93	-	4.8	28.54	2.41	3.31
Mutton	138	20.37	6.23	2.7	0.13	0.28	1.73	-	7.58	19.5	1.62	5.05
Pork	161	18.83	9.5	1.9	0.09	0.28	8.15	-	6.58	8.9	0.79	0.8

Fish

Balaya	96	21.28	1.12	21.01	0.15	0.12	7.89		6.45	26.02	0.68	0.46
Seer	136	22.28	5.18	81.9	0.07	0.16	15.45		9.85	36.73	0.41	0.74

Shark	95	21.6	0.83	1.11	0.04	0.11	8.57	8.44	32.58	0.41	0.74
Paraw	87	20.02	0.7	1.49	0.02	0.16	6.77	8.17	31.68	0.67	0.41
Thalapath	91	16.04	2.88	12.03	0.1	0.13	78.22	7.64	24.89	0.71	0.67
Kelawalla	109	21.47	2.55	15.95	0.17	0.73	77.39	13.35	33.82	0.68	0.64
Haedaella	87	19.88	0.78	12.18	0.04	0.06	11.7	36.6	53	0.54	0.65
Hurulla	88	17.08	2.18	10.02	0.14	1.66	61.66	103	35.45	1.24	1.05
Karalla / Katuwalla	97	21.8	1.06	1.25	0.02	0.1	14.38	37.06	39.05	0.24	0.42
Kumbala / Angila	101	21.51	1.53	16.34	0.1	0.1	7.13	31.27	37.46	1.46	0.67
Salaya / Sudaya	100	19.5	2.39	15.41	0.18	1.39	60.87	435	42.83	1.4	2.3
Theppli / Telapiya /Korali	83	18.48	1.08	17.14	0.18	0.18	8.29	99.39	24.96	2.84	0.88
Prawns	65	14.85	0.56	1.24	0.03	0.1	15.37	37.81	30.5	0.73	1.1
Crabs	45	10	0.55	8.33	0.14	0.18	13.83	37.81	45.93	0.73	1.1
Cuttle fish	76	16.82	0.93	1.93	0.02	0.04	6.22	8.73	35.46	0.62	1.3
Linna	112	20.3	3.37	15.78	0.23	0.68	59.78				
Coppara	97	22.89	0.56	21.51	0.04	0.12	8.08	7.2	30.08	1.2	0.58
Ray (Maduwa)	97	23.98	0.68	7.55	0.02	0.21	25.59	9.16	24.61	0.74	0.44

Dried Fish

Dried sprats	259	51.16	5.92	12.83	0.25	0.62	438	1178	162	3.06	4.2
Dried keeramin	311	49.6	12.42	12.92	0.13	2.41	144	555	166	2.58	3.19
Dried thalapath	289	54.68	8.04	9.38	0.04	0.43	97.8	62.75	110	1.96	1.45
Dried katta	275	50.04	8.31	2.48	0.03	0.35	80.4	86.55	92.17	1.47	1.16
Dried balaya	282	63.79	3.37	14.32	0.12	1.98	213	83.48	83.45	3.6	1.44
Dried shark / keelan	267	55.03	5.25	10.31	0.04	0.32	187	42.24	92.94	1.48	0.66

Eggs

Hen eggs (Country)	170	13.14	13	208	0.08	0.18	54.6	50.14	11.04	1.64	1.12
Hen eggs (Table)	135	13.55	9.03	200	0.19	0.19	49.46	63.3	12	2.39	1.73
Quail eggs	153	12.39	11.46	153	0.11	0.17	54.86	60.67	11.21	2.55	1.51

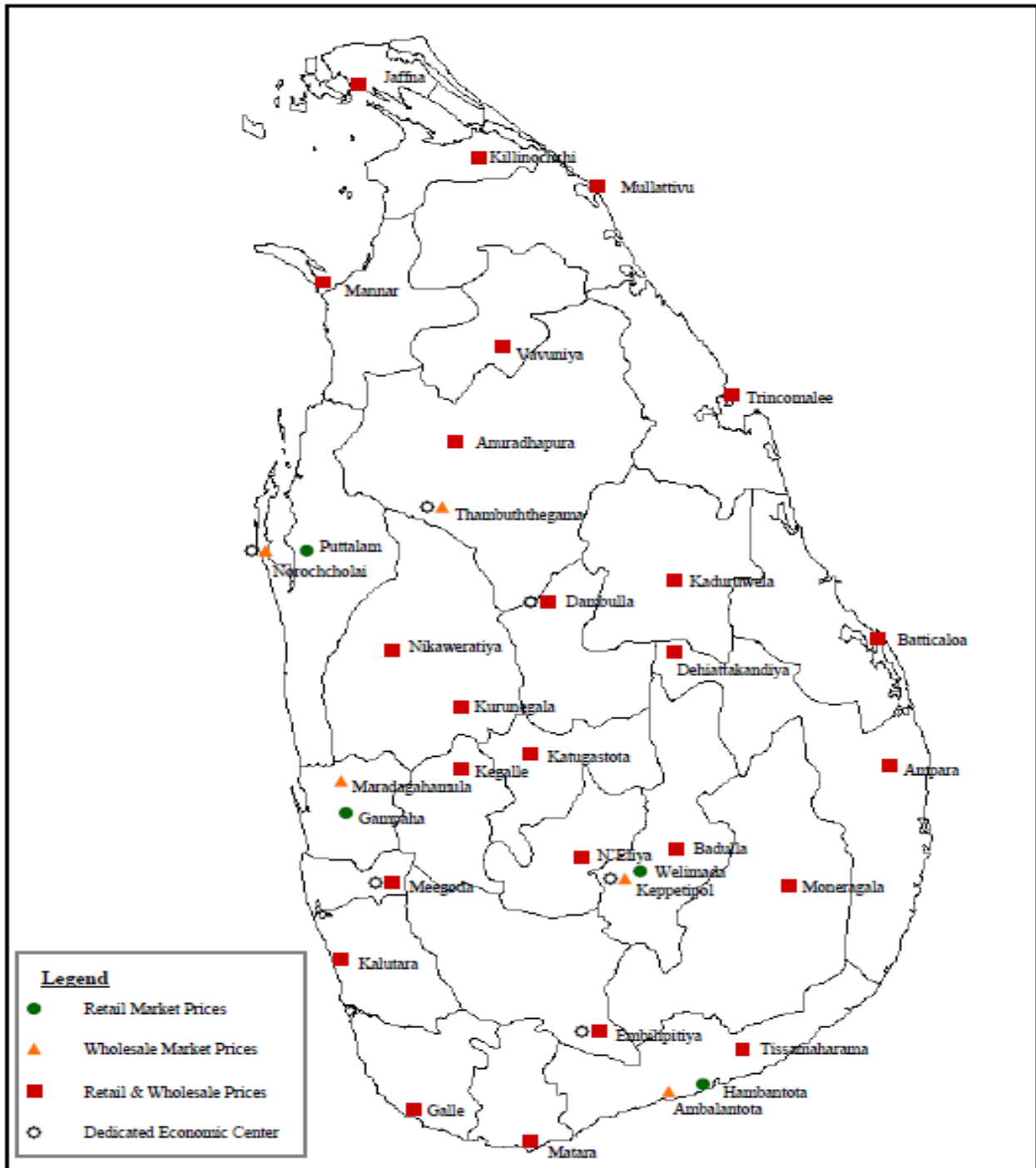
Fruits

Banana Embul	109	1.11	1.09	9.68	0.05	0.64	32.98	13.61	9.39	25.67	0.51	0.23
Anamaalu	102	1.04	0.72	16.4	0.04	0.65	21.07	3.66	8.06	27.02	0.51	0.23

Koli kuttu	107	1.38	0.34	8.8	0.03	0.47	18.12	7.71	8.56	38	0.32	0.14
Pineapple	37	0.41	0.17	5.76	0.04	0.12	17.86	39.36	10.37	10.71	0.3	0.09
Papaya	26	0.42	0.16	171	0.11	0.04	54.85	48.62	16.77	8.9	0.23	0.08
Mangoes (Karthakolomban)	79	0.8	0.92	259	0.01	0.1	35.52	17.74	3.12	6.72	0.1	0.08
Mangoes (Vilad)	44	0.76	0.58	146	0.05	0.26	67.6	29.97	16.93	14.79	0.65	0.19
Apple	62	0.29	0.64	0.36	0.02	0.08	3.43	2.9	3.12	6.72	0.1	0.08
Avacado	144	2.95	13.86	2	0.08	0.18	67.17	9.36	28.48	48.14	0.81	0.75
Wood apple	78	3.09	3.62	0.46	0.01	0.14	6.07	13.58	59.15	25.16	0.45	0.32
Orange	46	1.07	0.37	23.44	0.01	0.28	14.46	20.19	31.18	20.36	0.81	0.35
Guava	39	1.53	0.38	19.67	0.01	0.11	25.24	30.88	6.59	12.02	0.53	0.33
Grapes	49	0.95	10.69	3.22	0.04	0.1	7.07	20.51	7.27	6.86	0.28	0.07
Melon	19	0.65	0.16	130	0.02	0.11	6	8.24	4.05	9.76	0.15	0.1

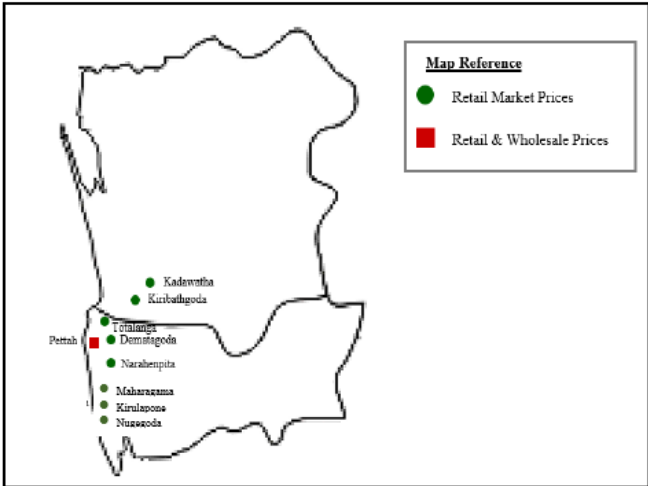
Source: Sri Lanka Food Composition Tables, Ministry of Health - 2021.

Price Collecting Areas



Legend

- Retail Market Prices
- ▲ Wholesale Market Prices
- Retail & Wholesale Prices
- Dedicated Economic Center





HARTI



Ministry of Agriculture

**Food Systems and Market Research Division & Data Management Division
Hector Kobbekaduwa Agrarian Research and Training Institute**

No. 114, Wijerama Mawatha, Colombo 07.

Phone: 011-2696981 Fax: 011-2682283

E-mail: mfpaharti@yahoo.com

Web: www.harti.gov.lk

www.mobilink.lk

**දෛනික චිළචිචි තොග මිල,
ජංගම දුරකථනයෙන්**

හෙක්ටර් කොච්චිකඩුව ගොවි කරියතු පර්යේෂණ
හා පුහුණුවීම් ආයතනය අනුමතයෙන්

මොබිටෙල්
ජංගම
මිල දර්ශනය

ජාතික ජංගම දුරකථන ජාලයෙන්

6666
අමතන්න.

මොබිටෙල් අද මිල - අත දෙක
මොබිටෙල් ජංගම දුරකථන ජාලයෙන්
එදවර මිලට මිල දරන්න.

විකාසයාට රු.2/-
විකාසයාට රු.2/-