

RETAIL MARKET AT A GLANCE

Summary

Rice

Price of keeri samba has decreased by Rs.10.00/kg and the price ranged Rs.300.00–360.00/kg. All other rice types' prices have not changed significantly. Samba I, nadu I, raw red, raw white, and imported samba were observed to have average prices of Rs.251.00/kg, Rs.224.00/kg, Rs.207.00/kg, Rs.215.00/kg, and Rs.294.00/kg. Farm-gate prices of paddy in major producing areas fluctuated by Rs.1.00–7.00/kg due to the availability of both newly harvested wet and dried stocks.

(Page No.01-02)

Other Field Crops

The price of imported dried chilies has not changed significantly and the average price was Rs.1006.00. Price of imported red onions has increased by Rs.14.00/kg, and the average price was Rs.406.00/kg. Imported big onion prices ranged Rs.200.00-300.00/kg. Price of Nuwara Eliya and imported potatoes has decreased by Rs.8.00/kg and Rs.5.00/kg respectively and their prices ranged Rs.420.00-560.00/kg and Rs.220.00-280.00/kg respectively.

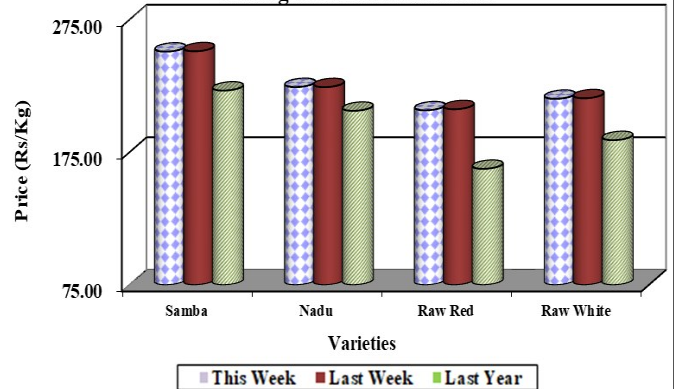
(Page No.02-04)

Vegetables

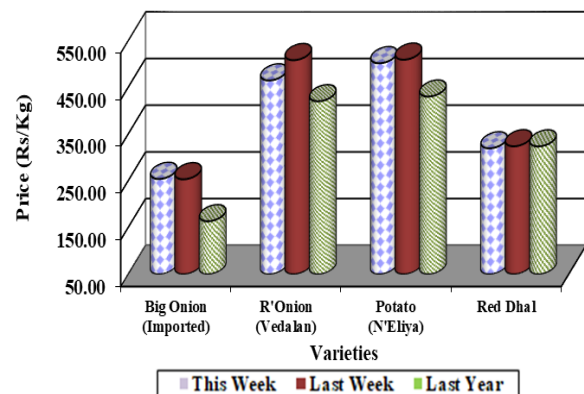
Prices of most of the up-country vegetables have decreased with increased supply and prices of most of the low-country vegetables have increased due to decreased supply. Considering up-country varieties, the highest price decrease was reported for beetroot as Rs.77.00/kg followed by beans as Rs.75.00/kg. Considering low-country varieties, the highest price decrease was reported for brinjal as Rs.41.00/kg followed by bitter gourd as Rs.31.00/kg.

(Page No.04-05)

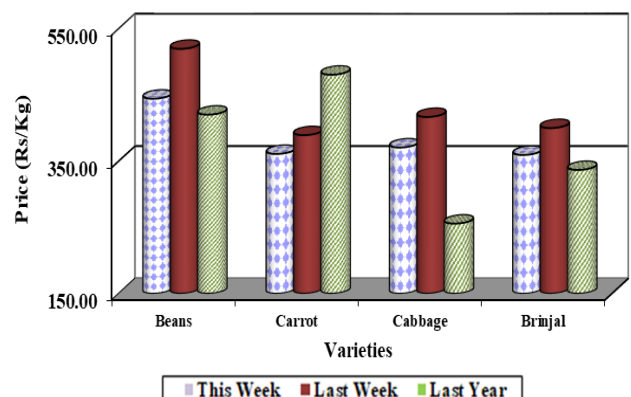
Average Retail Prices of Rice



Average Retail Prices of Other Field Crops



Average Retail Prices of Vegetables



Rice

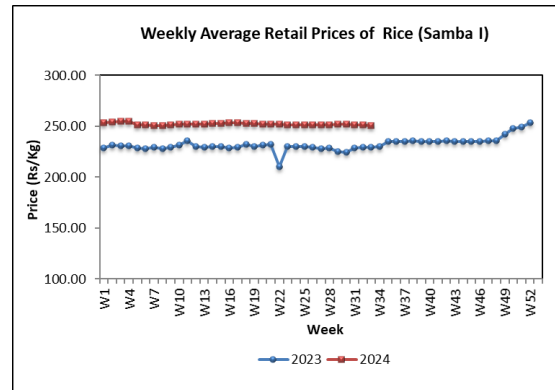
Wholesale

Price of both samba grade I and II, keeri samba and raw red have decreased in the range of 1%-3% due to availability of sufficient stocks and the price ranged Rs.230.00-235.00/kg, Rs.220.00-228.00/kg and Rs.240.00-310.00/kg for keeri samba and Rs.185.00-195.00/kg respectively. Price of all other local rice varieties have not changed significantly and price ranged of both nadu grade I, II and raw white were Rs.210.00-215.00/kg, Rs.205.00-207.00/kg and Rs.195.00-210.00/kg respectively. Imported ponni samba was also available at the market and the price ranged Rs.270.00-280.00/kg respectively.

Compared to the same period of last year, price of all local rice varieties has increased in the range of 6%-32%.

Retail

Compared to the last week, the retail price of keeri samba has decreased by Rs.9.00/kg and the price ranged Rs.300.00-360.00/kg. Price of raw red ranged Rs.190.00-220.00/kg. Samba I, raw white and imported samba ranged Rs.230.00-270.00/kg, Rs.200.00-220.00/kg and Rs.280.00-320.00/kg respectively.



Compared to the same period of last year, the retail prices of all the rice varieties have increased with the highest price increase of 27% for keeri samba.

Paddy

It was observed that price fluctuated for paddy in major producing areas due to supply of both newly harvested wet and dried paddy stocks. The average price for short grain paddy has increased by Rs.2.00-4.00/kg in Anuradhapura and Kalawewa areas and it has decreased by Rs.9.00 in Nikaweratiya. The price of short grain paddy has ranged Rs.100.00-117.00/kg in major producing areas. The average price of keeri samba paddy has decreased by Rs.8.00/kg in Anuradhapura and it is increased by Rs.1.00/kg in Dehiattakandiya. Price of keeri samba paddy ranged Rs.112.00-118.00/kg. Price increase of Rs.1.00-3.00/kg was reported in Anuradhapura, Dehiattakandiya and Ampara areas for long grain white paddy and price ranged Rs.110.00-121.00/kg in

major producing areas. Further, the average price for long grain red paddy has decreased by Rs.8.00/kg in Matara and it is has increased by Rs.2.00/kg in Embilipitiya area. Price range of Rs.100.00-115.00/kg reported in producing areas in the Southern province.

Compared to the same period of last year, the average farmgate paddy prices of major paddy varieties except keeri samba has increased by 4%-46% and the highest for long grain white paddy. Meanwhile, the average price of keeri samba paddy has decreased by 6%-16%.

Dried Chilies

Wholesale

Price of imported dried chilies has decreased by 1% and the price ranged Rs.700.00-800.00/kg.

Compared to the same period of last year, price of imported dried chilies has decreased by 27%.

Retail

Price of imported dried chilies has not changed significantly compared to last week and the price ranged Rs.800.00-1200.00/kg.

Compared to the same period of last year, the retail price of imported dried chilies has decreased by 22%.

Onion

Wholesale

Price of sinan and vedalan red onion has decreased by 8% and 17% due to low market demand and availability of sufficient stocks. Prices ranged Rs.180.00-200.00/kg and Rs.230.00-320.00/kg respectively.

Prices of imported big onion has increased by 9% due to availability of high-quality stocks and price ranged Rs.165.00-240.00/kg.

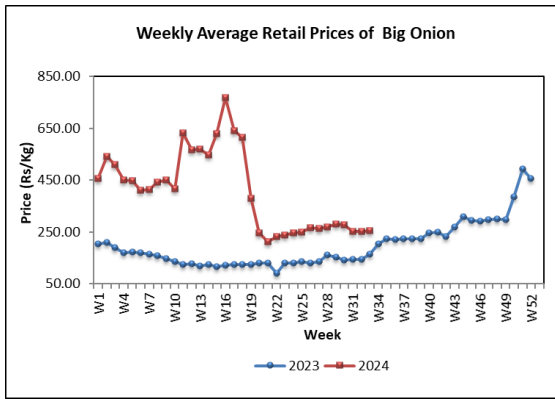
Compared to the same period of last year, price of sinnan and vedalan and imported big onion have increased in the range of 7%-31%.

Retail

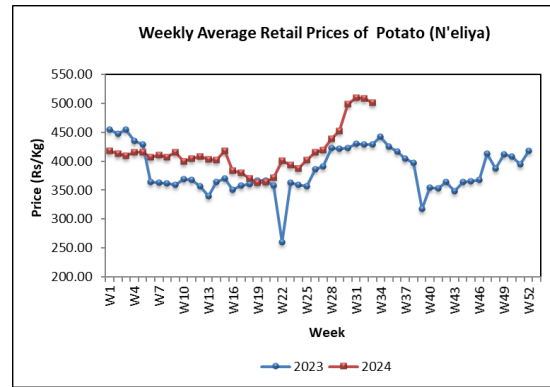
Price of vedalan red onion and imported red onion has decreased by Rs.43.00/kg and Rs.14.00/kg respectively and the price ranged Rs.400.00-520.00/kg and Rs.400.00-430.00/kg.

Price of imported big onion has decreased by Rs.1.00/kg and the price ranged Rs.200.00-300.00/kg.

Weekly Food Commodities Bulletin



Compared to the same period of last year, price of vedalan red onion has increased by 11%.



Compared to the same period of last year, the current retail prices of Nuwara Eliya and imported potatoes have increased by 17% and 11% respectively.

Potato

Wholesale

Price of potatoes have decreased in the range of 1%-13% due to availability of sufficient stocks and availability of low-quality stocks. Welimada, Nuwara Eliya and imported potato price ranged Rs.300.00-320.00/kg, Rs.340.00-420.00/kg and Rs.130.00-180.00/kg respectively.

Compared to the same period of last year, price of Nuwara Eliya potato has increased by 13% while imported potato has decreased by 18%.

Retail

Price of Nuwara Eliya and imported potatoes have decreased by Rs.8.00/kg and Rs.5.00/kg respectively and their prices ranged Rs.420.00-560.00/kg and Rs.220.00-280.00/kg respectively.

Pulses

Wholesale

Price of green gram, white cowpea and red dhal have decreased in the range of 2%-3% due to availability of sufficient stocks and low market demand. Price ranged Rs.750.00-850.00/kg for both green gram, white cowpea and red dhal price ranged Rs.260.00-270.00/kg. Price of red cowpea has not changed significantly and the price ranged Rs.675.00-750.00/kg.

Compared to the same period of last year, price of all varieties of pulses has decreased in the ranged of 2%-26%.

Retail

Prices of green gram, white cowpea and red dhal have decreased by Rs.66.00/kg, Rs.16.00/kg and Rs.4.00/kg respectively and their prices ranged Rs.950.00-

1400.00/kg, Rs.850.00-1200.00/kg and Rs.280.00-360.00/kg respectively.

Price of red cowpea has increased by Rs.8.00/kg and price ranged Rs.800.00-1200.00/kg.

Compared to the same period of last year, the current retail prices of white cowpea, red cowpea and red dhal have decreased by 7%, 10% and 1% while the price of green gram has increased by 2%.

Vegetable

Wholesale

Prices of most of the up-country vegetables have decreased with increased supply with the prevailing harvesting season in up country areas while prices of most of the low country vegetables have increased due to decreased supply with the end of the harvesting season in Kandy area.

Considering up country vegetables, the highest price decrease was reported for knolkhol as 40% due to increased supply from Melsiripura area, followed by cabbage as 29% due to increased supply from Nuwara Eliya area. Prices of beetroot and leeks have decreased by 28% and 17% respectively with increased supply from Puttalm and Nuwara Eliya areas. Prices of beans and carrot have decreased in the range of 5%-9%. However, price of

raddish has increased by 12% with decreased supply from Puttalam area.

Prices of capsicum has decreased by 22% due to increased supply from Wellawaya and Puttalam areas while price of tomato has decreased by 9% with the increased supply from Kandy and Sigiriya areas.

Considering low country vegetables, the highest price increase was reported for long beans as 21% with the decreased supply from Balangoda and Puttalam areas, followed by snake gourd as 13% due to decreased supply from Kandy area and increased the supply of quality stocks from Embilipitiya, Beruwala and Sooriyawewa areas. Prices of drumsticks have increased by 11% with the slight changes in the market demand. Prices of pumpkin, ladies fingers, cucumber, luffa and ash plantain have increased in the range of 1%-3%. However, prices of brinjal has decreased by 21% due to increased supply from Embilipitiya and Sooriyawewa areas.

Prices of green chilies have decreased by 33% with increased supply from Thambuththegama and Nochchiyagama areas and prices of lime has decreased by 11% due to increased supply from Nikaweratiya area.

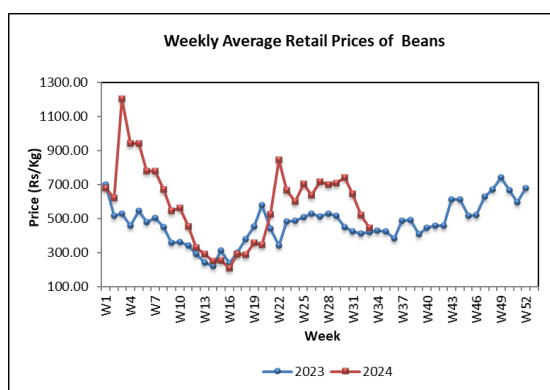
Compared to the same period of last year, price of most of the vegetables has increased and the highest was reported for

capsicum as 118% followed by leeks as 99%.

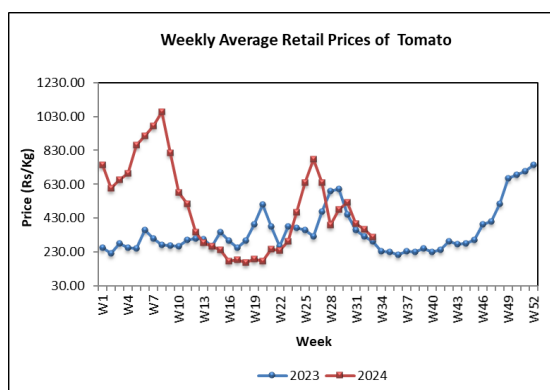
Retail

In line with the decreased wholesale price retail price of most of the vegetable varieties also decreased.

Considering up country varieties, the highest price decrease was reported for beetroot as Rs.77.00/kg followed by beans as Rs.75.00/kg. Prices of leeks and cabbage have decreased by Rs.60.00/kg and Rs.46.00/kg respectively. However, prices of knolkhol and carrot decreased by Rs.40.00/kg and Rs.28.00/kg respectively.



The prices of tomato and capsicum have decreased by Rs.45.00/kg and Rs.226.00/kg respectively.



Considering low country varieties, the highest price decrease was reported for brinjal as Rs.41.00/kg followed by bitter gourd Rs.31.00/kg. Prices of drumsticks and snake gourd have decreased by Rs.4.00/kg. However, prices of long beans and luffa have increased by Rs.26.00/kg and Rs.21.00/kg respectively. However, prices of pumpkin and ash plantain have increased by Rs.13.00/kg and Rs.12.00/kg respectively.

Further, the price of lime and green chilies has decreased by Rs.49.00/kg and Rs.84.00/kg respectively.

Compared to the same period of last year, prices of most of the vegetable varieties increased and the highest price increase was reported for capsicum as 92%.

Coconut

Wholesale

Prices of the large nut have increased by 4% and small nut has increased by 2%, price ranges were Rs.105.00-120.00 for a large nut and Rs.90.00-100.00 for a small nut.

Compared to the same period of last year, prices of large and small nuts have increased by 19% and 24% respectively.

Retail

Prices of both large and small nuts have increased by Rs.1.00/nut. Price ranges were Rs.115.00-135.00 for a large nut and Rs.100.00-110.00 for a small nut.

Compared to the same period of last year, prices of large nuts have increased by 16% while prices of small nuts have increased by 23%.

Fruits

Wholesale

Prices of most of fruit varieties have increased with limited supply. The highest price increase of 19% reported for karthakolomban and vilad mango due to limited supply with the end of the harvesting season. Price of slime apple has increased by 12% with decreased supply from Beliattha, Wellawaya and Buththala areas with low production. Price of papaw and king coconut have increased by 7% with increased demand. Further, prices of passion fruit have increased by 6% with availability of quality stocks, while prices of ambul, anamalu and ambun banana have increased in the range of 1%-3% with increased market demand.

However, prices of kolikuttu and seeni banana have decreased by 23% and 3% respectively with availability of sufficient stocks. Further, prices of all sizes of

pineapple have decreased in the range of 6%-14% with availability of ripe fruit stocks. In addition, price of orange has decreased by 8% with availability of low-quality stocks while prices of wood apple and avocado have decreased by 3% with increased supply with prevailing harvesting seasons. Price of imported grapes has changed slightly.

Compared to the same period of last year, prices of most of the fruit varieties have increased while the highest price increase of 101% reported for slime apple.

Retail

Retail price of most of fruits have decreased compared to wholesale prices.

The highest price decrease of Rs.124.00/kg was reported for imported grapes due to available of excess stocks.

Price of kolikuttu banana has decreased by Rs.19.00/kg. Prices of all sizes of pineapple have decreased in the range of Rs.4.00-9.00/kg due to excess stocks. Beginning the avocado season, excess stocks area available in the market. Therefore, price of avocado has decreased by Rs.5.00/fruit.

Price of orange has decreased by Rs.2.00/fruit due low-quality stocks. Price of wood apple has decreased by Rs.2.00 because of excess stock in the season.

Further, price of seeni banana has decreased by Rs.1.00/kg. Meanwhile, price of karthakolomban and vilad mango has increased by Rs.77.00/fruit and Rs.16.00/fruit respectively due to end of the season. Price of papaw and ambul banana has increased by Rs.9.00/kg and Rs.5.00/kg respectively.

Due to limited supply, price of king coconut has increased by Rs.4.00/fruit.

Further, price of ambun and anamalu has increased by Rs.3.00/fruit and Rs.2.00/fruit respectively.

Compared to the same period of last year, prices of most fruit varieties have increased while the highest price increase of 63% was reported for orange.

Fresh Fish

Wholesale

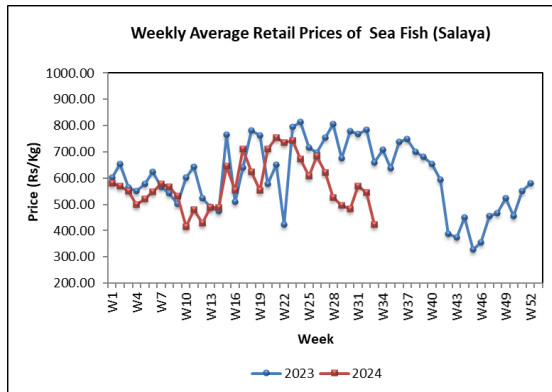
Wholesale prices of all fresh fish types have decreased due to increase in wholesale supply compared to demand. The highest price decrease of 28% was reported for hurulla due to high supply from Kalpitiya and Mullaitivu areas and the price ranged Rs.400.00-600.00/kg. Price decrease of 25% was reported for salaya due to high supply from Walachchenai, Mannar and Trincomalee

areas and the price ranged between Rs.120.00-350.00/kg. A price decrease of 20% was noted for thalapath due to high supply from Negombo, Beruwala, Galle and Kalmunai areas and the price ranged Rs.1200.00-1800.00/kg. Also, a price decrease of 16% was noted for paraw due to high supply from Northern areas and the price ranged Rs.900.00-1350.00/kg. In addition, the wholesale prices of shrimps, thora, mora, balaya and kelewalla have decreased by 4%-13%.

Compared to the same period of last year, current wholesale prices of all the fresh fish types have decreased in the range of 8%-41% and the highest price decrease was noted for salaya.

Retail

In line with the wholesale prices, the retail prices of all fishes had decreased. Increase of supply was the main reason for this situation. The highest price decline was reported for kelawalla by Rs.480.00/kg. And the second highest price decline was reported for mora by Rs.273.00/kg. Price decreases were reported for thalapath and paraw by Rs.240.00/kg and Rs.193.00/kg respectively. Price decrement range of other varieties of fish were reported as Rs.85.00-141.00/kg.



Compared to the same period of last year, the price range of all fishes have decreased in the range of 16%-36%. The highest price decline percentage was reported by salaya.

Dried Fish

Wholesale

Due to increase of local dried fish supply, prices of most of the local and imported dried fish types have decreased. The highest price decrease of 23% was noted for local sprats due to high supply from Trincomalee, Mannar and Mullaitivu areas and the price ranged between Rs.1200.00-1350.00/kg. A price decrease of 6% was noted for imported sprats due to high supply from Iran and Thailand and the price ranged Rs.800.00-900.00/kg. The wholesale prices of imported kattawa, imported anguluwa, local mora and local maduwa have decreased by 1%-3%.

However, a price increase of 21% was reported for local salaya due to low supply from Mannar, Chilaw and Puttalam areas and the price ranged Rs.400.00-500.0/kg.

A price increase of 5% was noted for local balaya due to low supply from Negombo and Beruwala areas and the price ranged Rs.1000.00-1100.00/kg.

Compared to the same period of last year, current wholesale prices of all dried fish types have decreased in the range of 4%-42% and the highest price decrease was reported for local sprats.

Retail

In line with the decreased wholesale prices, retail prices of all types of dried fish have decreased due to increased supply. The highest price decline was reported for anguluwa by Rs.161.00/kg and the second highest price decline was reported for local sprats by Rs.88.00/kg. A price decrease was reported for balaya by Rs.55

00/kg. The remaining fish types have decreased in the range of Rs.4.00-55.00/kg.

Compared to the same period of last year, prices of all types of dried fish have decreased in the range of 3%-23% and the highest price decline was reported by balaya.

Eggs

Wholesale

Prices of brown and white eggs have decreased by 6% and 5% respectively and their prices ranged Rs.39.00-43.00/egg and Rs.37.00-40.00/egg respectively.

Compared to the same period of last year, prices of both brown and white eggs have decreased by 5% and 14% respectively.

Retail

Both brown and white eggs prices have declined. The price range of a white egg was reported as Rs.39.00-41.00 and brown egg was reported as Rs.42.00-44.00. The average prices of brown and white eggs were reported as Rs.43.00 and Rs.40.00 respectively.

Compared to the same period of last year, both types of eggs available in the market and white and prices declined by 12% and 10% respectively.

Meat

Retail

Price of beef and curry chicken have decreased by Rs.2.00/kg and Rs.43.00/kg respectively. Price of broiler chicken, mutton and pork have increased by Rs.62.00/kg, Rs.44.00/kg and Rs.30.00/kg respectively.

Compared to the same period of last year, meat types except beef and mutton have

decreased in the range of 11%-13%. Beef and mutton prices increased by 7% and 6% respectively.

EXPLANATORY NOTE

The Food Commodities Bulletin is a weekly publication containing information relating to wholesale and retail prices of selected food commodities in nine selected markets in and around Colombo and main markets in the major producing areas.

The information is analyzed and presented as prevailing prices, price ranges, averages, and a comparison of weekly prices. The changes in prices reported are always with price prevailed during the previous week unless otherwise stated.

The frequency of collection of wholesale price information is twice a week (i.e., Tuesday and Friday) while with retail prices, it is thrice a week (i.e., Friday, Monday, and Tuesday).

Table 01: Selected Markets: Wholesale Price of Rice (Rs/50kg bag)

Week 33: 09 - 15 Aug 2024

LOCATIONS	Rice Varieties													
	Samba 1		Samba 2		Keeri Samba		Nadu 1		Nadu 2		Raw Red		Raw White	
Colombo	11500	11750	11000	11400	12000	15500	10500	10750	10250	10350	9250	9750	9750	10500
Divulapitiya	11350	11500	11000	11250	12000	14500	10400	10550	9800	10250	9500	9750	9750	10200
Kurunegala	-	-	-	-	-	-	-	-	-	-	-	-	-	-
Nikaweratiya	12500	13250	11000	11250	13500	14000	10750	10900	9750	10000	-	-	9500	10000
Badulla	11500	11500	-	-	14500	14500	10750	10750	-	-	9500	9650	9500	9750
Puttalam	-	-	-	-	-	-	-	-	-	-	-	-	-	-
Dambulla	12750	12850	11400	11500	-	-	10750	10800	10400	10500	9500	9750	9500	9750
Anuradhapura	12750	12900	11400	11600	16750	17250	10850	10900	10250	10500	10000	10250	10250	10350
Tambuttegama	-	-	11250	11500	-	-	-	-	10100	10300	-	-	9750	9850
Polonnaruwa	12600	13100	11550	11600	16350	16850	10750	10850	9700	10450	10250	10300	9750	10350
Kalutara	-	-	-	-	-	-	-	-	-	-	-	-	-	-
Ampara	-	-	11050	11150	-	-	-	-	9900	9900	9000	9650	9000	9100
Kandy	11750	12000	11250	11400	15000	15500	10500	10850	10250	10350	9250	9750	10000	10250
Moneragala	12500	12750	11000	11250	16000	17000	10750	10900	10250	10500	8750	9000	9250	9500
Kegalle	-	-	-	-	-	-	-	-	-	-	-	-	-	-
Dehiattakandiya	12250	12500	-	-	12750	17000	10750	10900	10250	10500	9250	10250	9500	10250
Hambantota	11500	11500	-	-	12500	16500	10500	10500	-	-	8900	9000	9500	9750
Matara	-	-	-	-	12750	13000	10600	10800	-	-	9000	9250	9500	9800
Galle	12000	13000	-	-	16400	16500	10800	10900	-	-	9250	9900	10250	10400
Meegoda	11500	11750	11100	11250	12000	12500	10500	10500	10150	10250	9200	9400	9600	9900
Tissamaharama	-	-	-	-	-	-	-	-	-	-	-	-	-	-
Embilipitiya	11500	11500	11250	11300	12500	12750	10500	10600	-	-	8800	9000	9150	9250
Jaffna	12000	12100	-	-	16000	16500	10500	10500	10000	10250	8750	9000	10000	10250
Vavuniya	11950	12100	-	-	15700	15900	10450	10700	-	-	9500	9700	10000	10300
Mannar	11500	11750	-	-	15000	15500	10500	10750	10250	10300	9500	9750	10000	10250
Killinochchi	11750	12000	-	-	15750	16000	10500	10800	10250	10400	9500	9750	9750	10000
Mullattivu	11750	12250	-	-	16000	16750	10400	10500	10000	10250	9250	9500	10250	10500
Batticaloa	11800	12000	-	-	16000	16250	10400	10500	10150	10350	9700	9850	10500	10600
Trincomalee	11800	12000	-	-	16000	16250	10600	10750	10300	10500	9400	9500	10400	10500
Galenbindunuwew	-	-	-	-	-	-	-	-	-	-	-	-	-	-
Matale	12000	12750	11250	11600	13000	15750	10750	10900	10000	10350	9000	9500	9250	9900

Table 02: Selected Markets: Retail Price of Rice (Rs/kg)

Week 33: 09 - 15 Aug 2024

LOCATIONS	Rice Varieties													
	Samba 1		Samba 2		Keeri Samba		Nadu 1		Nadu 2		Raw Red		Raw White	
Colombo	230.00 –	270.00	–	–	300.00 –	360.00	210.00 –	230.00	–	–	190.00 –	220.00	200.00 –	220.00
Gampaha	–	–	230.00 –	240.00	–	–	220.00 –	220.00	–	–	198.00 –	200.00	210.00 –	213.00
Kurunegala	–	–	–	–	–	–	–	–	–	–	–	–	–	–
Nikaweratiya	270.00 –	275.00	230.00 –	245.00	280.00 –	360.00	215.00 –	220.00	200.00 –	205.00	215.00 –	220.00	200.00 –	215.00
Dambulla	255.00 –	260.00	230.00 –	240.00	340.00 –	345.00	218.00 –	220.00	212.00 –	215.00	200.00 –	205.00	200.00 –	210.00
Anuradhapura	260.00 –	260.00	230.00 –	235.00	340.00 –	350.00	220.00 –	220.00	210.00 –	215.00	205.00 –	210.00	210.00 –	210.00
Thambuththegama	–	–	230.00 –	235.00	–	–	–	–	208.00 –	212.00	–	–	205.00 –	207.00
Polonnaruwa	255.00 –	265.00	230.00 –	240.00	330.00 –	345.00	218.00 –	220.00	210.00 –	212.00	208.00 –	210.00	195.00 –	210.00
Kaluthara	–	–	–	–	–	–	–	–	–	–	–	–	–	–
Badulla	230.00 –	245.00	–	–	300.00 –	300.00	215.00 –	220.00	–	–	195.00 –	195.00	195.00 –	198.00
Keppetipola	250.00 –	260.00	230.00 –	240.00	330.00 –	335.00	217.00 –	220.00	210.00 –	212.00	186.00 –	190.00	200.00 –	205.00
Moneragala	260.00 –	260.00	225.00 –	230.00	330.00 –	350.00	220.00 –	220.00	210.00 –	215.00	180.00 –	185.00	190.00 –	195.00
Kegalle	270.00 –	275.00	–	–	340.00 –	350.00	220.00 –	220.00	205.00 –	215.00	210.00 –	210.00	210.00 –	210.00
Ampara	270.00 –	270.00	230.00 –	240.00	–	–	210.00 –	220.00	–	–	190.00 –	210.00	185.00 –	190.00
Dehiattakandiya	250.00 –	260.00	–	–	300.00 –	350.00	220.00 –	220.00	210.00 –	215.00	190.00 –	210.00	190.00 –	210.00
Nuwaraeliya	250.00 –	260.00	230.00 –	235.00	325.00 –	335.00	218.00 –	220.00	210.00 –	212.00	206.00 –	210.00	210.00 –	212.00
Kandy	260.00 –	265.00	230.00 –	235.00	330.00 –	340.00	220.00 –	220.00	200.00 –	210.00	200.00 –	210.00	205.00 –	215.00
Puttalam	–	–	225.00 –	230.00	–	–	220.00 –	220.00	200.00 –	205.00	190.00 –	220.00	195.00 –	200.00
Hambantota	250.00 –	250.00	240.00 –	240.00	330.00 –	340.00	220.00 –	220.00	–	–	185.00 –	190.00	200.00 –	210.00
Rathnapura	260.00 –	270.00	–	–	330.00 –	350.00	218.00 –	220.00	210.00 –	213.00	190.00 –	196.00	200.00 –	210.00
Matara	230.00 –	260.00	–	–	290.00 –	330.00	220.00 –	220.00	–	–	183.00 –	190.00	200.00 –	205.00
Galle	250.00 –	270.00	–	–	330.00 –	340.00	220.00 –	220.00	–	–	200.00 –	200.00	210.00 –	210.00
Tissamaharama	–	–	–	–	–	–	–	–	–	–	–	–	–	–
Meegoda (DEC)	230.00 –	245.00	–	–	300.00 –	300.00	210.00 –	220.00	–	–	190.00 –	200.00	200.00 –	210.00
Embilipitiya	230.00 –	240.00	–	–	280.00 –	280.00	210.00 –	220.00	200.00 –	205.00	180.00 –	190.00	198.00 –	210.00
Jaffna	240.00 –	250.00	–	–	340.00 –	345.00	220.00 –	225.00	215.00 –	215.00	190.00 –	200.00	210.00 –	220.00
Vavuniya	245.00 –	249.00	–	–	330.00 –	335.00	218.00 –	220.00	–	–	200.00 –	205.00	220.00 –	225.00
Mannar	240.00 –	250.00	–	–	330.00 –	350.00	220.00 –	225.00	212.00 –	215.00	200.00 –	210.00	210.00 –	220.00
Killinochchi	245.00 –	250.00	–	–	325.00 –	330.00	220.00 –	225.00	216.00 –	218.00	200.00 –	205.00	215.00 –	220.00
Mullaittivu	245.00 –	250.00	–	–	330.00 –	340.00	210.00 –	215.00	205.00 –	208.00	190.00 –	196.00	208.00 –	215.00
Batticaloa	245.00 –	248.00	–	–	330.00 –	334.00	215.00 –	218.00	210.00 –	214.00	200.00 –	205.00	216.00 –	220.00
Trincomalee	247.00 –	250.00	–	–	330.00 –	335.00	222.00 –	225.00	216.00 –	220.00	197.00 –	200.00	218.00 –	220.00
Hanguranketha	260.00 –	260.00	225.00 –	230.00	–	–	218.00 –	220.00	210.00 –	215.00	190.00 –	195.00	200.00 –	210.00
Veyangoda	–	–	–	–	–	–	–	–	–	–	–	–	–	–
Galenbindunuwewa	–	–	–	–	–	–	–	–	–	–	–	–	–	–
Bandarawela	–	–	–	–	340.00 –	350.00	220.00 –	225.00	–	–	195.00 –	200.00	200.00 –	205.00
Matale	245.00 –	260.00	225.00 –	235.00	320.00 –	335.00	215.00 –	220.00	212.00 –	214.00	190.00 –	200.00	200.00 –	210.00

Table 04: Selected Markets: Wholesale Price of Subsidiary Food (Rs/50kg)

Week 33: 09 - 15 Aug 2024

LOCATION	Dried Chillies	Red Onion		Big Onion	Potato			Pulses		
	Imported	Imported	Local		Imported	Welimada	Nuwara Eliya	Green Gram	Cowpea	Red Dhal
Colombo	35000 - 40000	-	11500 - 16000	8250 - 12000	6500 - 9000	15000 - 16000	17000 - 21000	37500 - 42500	37500 - 42500	13000 - 13500
Kurunegala	-	-	-	-	-	-	-	-	-	-
Nikaweratiya	35000 - 37500	14000 - 14750	-	8500 - 12500	8000 - 9000	-	-	35000 - 40000	41500 - 43000	13500 - 14000
Dehiattakandiya	36000 - 40000	-	15000 - 20000	9250 - 11000	9000 - 9750	-	-	39000 - 42500	40000 - 44500	13150 - 14500
Dambulla (DEC)	34500 - 36000	15500 - 16000	13000 - 14000	8250 - 11250	8000 - 8250	-	-	32500 - 34000	34000 - 35000	13000 - 13750
Anuradhapura	38500 - 43000	-	-	8500 - 12500	9000 - 11000	-	-	41000 - 45000	42500 - 44000	13500 - 14250
Thambuththegama	36500 - 39000	-	12500 - 15000	8750 - 12000	8500 - 9250	-	-	34500 - 37500	34500 - 37500	13400 - 13500
Polonnaruwa	40000 - 43000	17500 - 18250	19500 - 21500	12000 - 12500	11500 - 12500	-	23500 - 23750	39000 - 40000	37000 - 37500	14750 - 15000
Kaluthara	-	-	-	-	-	-	-	-	-	-
Puttalam	-	-	12500 - 14000	-	-	-	-	-	-	-
Kandy	35000 - 40000	15000 - 16000	14000 - 16000	9000 - 12000	8750 - 9250	-	18500 - 19000	39000 - 40000	37500 - 40000	13500 - 14000
Matara	40000 - 42500	-	16500 - 18000	11500 - 12000	10000 - 11250	-	-	41500 - 45000	44000 - 46000	14000 - 14500
Hambantota	36500 - 40000	-	-	9000 - 11750	9250 - 12000	-	-	37500 - 40000	40000 - 45000	13500 - 15000
Kegalle	38500 - 39000	16000 - 16500	-	8500 - 11000	9500 - 10000	-	20850 - 21200	38500 - 39000	43500 - 44000	13500 - 14250
Galle	36500 - 40000	-	16500 - 21500	11750 - 12250	9750 - 12000	-	20000 - 21000	47500 - 50000	42500 - 45000	14000 - 15000
Tissamaharama	-	-	-	-	-	-	-	-	-	-
Meegoda (DEC)	35000 - 37500	17500 - 18000	13500 - 15000	8500 - 11500	8500 - 9250	-	19000 - 20000	37500 - 45000	41000 - 45000	13350 - 13400
Jaffna	40000 - 40500	-	15750 - 16500	11000 - 11750	11000 - 11500	-	-	37500 - 38000	-	14000 - 14500
Vavuniya	38000 - 39000	-	11500 - 11750	12000 - 13000	10000 - 11000	-	-	37500 - 38500	-	14250 - 14500
Mannar	37500 - 39000	-	12000 - 12500	9000 - 12500	9500 - 10000	-	-	37500 - 40000	-	14000 - 14250
Killinochchi	37000 - 39000	-	15000 - 16000	13000 - 13500	10000 - 11000	-	-	37500 - 39000	-	14000 - 14500
Mullattivu	39000 - 41500	-	-	10500 - 11500	10000 - 12000	-	-	42500 - 45000	-	14250 - 14750
Batticaloa	39000 - 40000	-	12000 - 18000	12500 - 13000	10000 - 10750	-	20000 - 22500	43500 - 44500	-	14200 - 14250
Trincomalee	35000 - 36000	-	12000 - 15500	11250 - 12500	9750 - 10000	-	-	35000 - 38000	-	14500 - 14750
Galenbindunuwewa	-	-	-	-	-	-	-	-	-	-
Matale	36000 - 40000	-	16000 - 18000	8000 - 12500	8500 - 9000	-	-	35000 - 39000	41000 - 42500	13750 - 14250

Table 05: Selected Markets: Retail Price of Subsidiary Food Crops (Rs/kg)

Week 33: 09 - 15 Aug 2024

LOCATIONS	Dried Chillies	Red Onion		Big Onion	Potato			Pulses		
	Imported	Imported	Local		Imported	Welimada	Nuwara Eliya	Green Gram	Cowpea	Red Dhal
Colombo	800.00 - 1200.00	400.00 - 430.00	400.00 - 520.00	200.00 - 300.00	220.00 - 280.00	-	420.00 - 560.00	950.00 - 1400.00	850.00 - 1200.00	280.00 - 360.00
Gampaha	890.00 - 950.00	400.00 - 460.00	470.00 - 480.00	240.00 - 300.00	260.00 - 320.00	-	500.00 - 520.00	1060.00 - 1060.00	1200.00 - 1200.00	350.00 - 360.00
Kurunegala	-	-	-	-	-	-	-	-	-	-
Nikaweratiya	790.00 - 850.00	-	-	190.00 - 260.00	200.00 - 220.00	-	-	800.00 - 850.00	900.00 - 950.00	280.00 - 300.00
Dambulla	800.00 - 850.00	380.00 - 400.00	-	200.00 - 250.00	200.00 - 220.00	-	-	900.00 - 1000.00	900.00 - 1000.00	290.00 - 300.00
Anuradhapura	850.00 - 1000.00	-	-	180.00 - 260.00	200.00 - 240.00	-	-	900.00 - 950.00	900.00 - 950.00	295.00 - 320.00
Thambuththegama	780.00 - 800.00	-	330.00 - 350.00	250.00 - 300.00	220.00 - 250.00	-	-	780.00 - 800.00	800.00 - 800.00	280.00 - 300.00
Polonnaruwa	880.00 - 960.00	360.00 - 380.00	400.00 - 440.00	250.00 - 270.00	240.00 - 260.00	-	480.00 - 500.00	860.00 - 900.00	840.00 - 900.00	308.00 - 320.00
Kaluthara	-	-	-	-	-	-	-	-	-	-
Badulla	800.00 - 850.00	400.00 - 420.00	-	200.00 - 220.00	220.00 - 220.00	400.00 - 420.00	-	900.00 - 900.00	850.00 - 850.00	290.00 - 310.00
Keppetipola	860.00 - 920.00	370.00 - 380.00	380.00 - 400.00	190.00 - 280.00	280.00 - 320.00	420.00 - 450.00	-	950.00 - 980.00	950.00 - 980.00	300.00 - 310.00
Moneragala	900.00 - 950.00	-	-	180.00 - 280.00	220.00 - 280.00	-	420.00 - 440.00	800.00 - 920.00	800.00 - 900.00	290.00 - 320.00
Kegalle	800.00 - 880.00	350.00 - 400.00	-	200.00 - 280.00	210.00 - 240.00	-	460.00 - 480.00	800.00 - 900.00	900.00 - 920.00	280.00 - 340.00
Ampara	780.00 - 850.00	370.00 - 480.00	-	210.00 - 265.00	205.00 - 240.00	-	450.00 - 480.00	900.00 - 910.00	850.00 - 925.00	280.00 - 300.00
Dehiattakandiya	800.00 - 900.00	-	400.00 - 480.00	200.00 - 230.00	200.00 - 220.00	-	-	850.00 - 1000.00	900.00 - 1000.00	280.00 - 320.00
Nuwaraeliya	900.00 - 980.00	360.00 - 380.00	380.00 - 400.00	200.00 - 280.00	300.00 - 320.00	-	460.00 - 480.00	980.00 - 1000.00	980.00 - 1000.00	295.00 - 310.00
Kandy	840.00 - 950.00	-	450.00 - 480.00	220.00 - 280.00	220.00 - 240.00	-	460.00 - 500.00	960.00 - 1100.00	980.00 - 1000.00	296.00 - 320.00
Puttalam	800.00 - 1000.00	400.00 - 400.00	350.00 - 400.00	200.00 - 280.00	220.00 - 240.00	-	-	780.00 - 800.00	800.00 - 900.00	295.00 - 320.00
Rathnapura	900.00 - 1000.00	380.00 - 400.00	-	240.00 - 260.00	200.00 - 220.00	-	-	920.00 - 1100.00	950.00 - 1000.00	300.00 - 320.00
Hambantota	800.00 - 900.00	-	400.00 - 400.00	200.00 - 270.00	220.00 - 250.00	-	-	800.00 - 920.00	900.00 - 1000.00	300.00 - 320.00
Matara	850.00 - 900.00	-	380.00 - 440.00	240.00 - 260.00	220.00 - 240.00	-	420.00 - 440.00	850.00 - 1000.00	900.00 - 1000.00	300.00 - 320.00
Galle	800.00 - 900.00	-	400.00 - 560.00	250.00 - 260.00	200.00 - 280.00	-	460.00 - 460.00	1000.00 - 1200.00	900.00 - 1000.00	300.00 - 330.00
Tissamaharama	-	-	-	-	-	-	-	-	-	-
Meegoda (DEC)	780.00 - 800.00	-	350.00 - 400.00	180.00 - 250.00	200.00 - 250.00	-	460.00 - 520.00	800.00 - 1040.00	880.00 - 1040.00	280.00 - 300.00
Embilipitiya	820.00 - 900.00	-	-	180.00 - 260.00	220.00 - 260.00	-	450.00 - 480.00	850.00 - 1020.00	950.00 - 1020.00	290.00 - 360.00
Jaffna	850.00 - 880.00	-	350.00 - 370.00	250.00 - 280.00	240.00 - 270.00	-	-	820.00 - 850.00	-	300.00 - 315.00
Vavuniya	800.00 - 870.00	-	-	300.00 - 320.00	260.00 - 280.00	-	-	800.00 - 850.00	-	300.00 - 308.00
Mannar	840.00 - 900.00	-	380.00 - 420.00	200.00 - 280.00	220.00 - 240.00	-	-	850.00 - 900.00	-	300.00 - 330.00
Killinochchi	820.00 - 860.00	-	340.00 - 360.00	300.00 - 330.00	250.00 - 270.00	-	-	800.00 - 840.00	-	300.00 - 310.00
Mullaittivu	800.00 - 850.00	-	380.00 - 400.00	-	220.00 - 260.00	-	-	900.00 - 1000.00	-	290.00 - 305.00
Batticaloa	830.00 - 850.00	-	400.00 - 430.00	280.00 - 300.00	240.00 - 260.00	-	450.00 - 500.00	900.00 - 940.00	-	300.00 - 302.00
Trincomalee	780.00 - 800.00	-	340.00 - 360.00	280.00 - 320.00	240.00 - 260.00	-	-	800.00 - 860.00	-	300.00 - 310.00
Hanguranketha	790.00 - 850.00	460.00 - 460.00	-	190.00 - 290.00	200.00 - 220.00	-	420.00 - 460.00	800.00 - 935.00	820.00 - 998.00	280.00 - 285.00
Veyangoda	-	-	-	-	-	-	-	-	-	-
Galenbindunuwewa	-	-	-	-	-	-	-	-	-	-
Bandarawela	850.00 - 900.00	400.00 - 420.00	-	220.00 - 250.00	220.00 - 260.00	400.00 - 420.00	-	1000.00 - 1100.00	900.00 - 950.00	290.00 - 320.00
Matale	780.00 - 850.00	-	360.00 - 400.00	180.00 - 280.00	200.00 - 220.00	-	440.00 - 480.00	800.00 - 900.00	850.00 - 950.00	285.00 - 300.00

Table 06: Selected Markets: Wholesale Price of Vegetables(Rs/kg)

Week 33: 09 - 15 Aug 2024

Locations	Butter Beans	Green Beans	Carrot	Leeks	Beetroot	Knolkhol
Colombo	-	250.00 - 350.00	150.00 - 250.00	180.00 - 280.00	120.00 - 200.00	60.00 - 80.00
Meegoda (DEC)	-	440.00 - 480.00	240.00 - 300.00	260.00 - 300.00	140.00 - 160.00	90.00 - 110.00
Dambulla (DEC)	-	350.00 - 400.00	180.00 - 220.00	200.00 - 240.00	90.00 - 120.00	50.00 - 65.00
Keppetipola (DEC)	-	380.00 - 400.00	200.00 - 220.00	250.00 - 270.00	130.00 - 150.00	60.00 - 80.00
Norochchole (DEC)	-	-	-	-	120.00 - 220.00	-
Nuwara Eliya	-	380.00 - 420.00	260.00 - 270.00	260.00 - 270.00	150.00 - 170.00	80.00 - 100.00
Kandy	-	350.00 - 400.00	200.00 - 220.00	240.00 - 250.00	140.00 - 160.00	90.00 - 100.00
Hambantota	-	400.00 - 500.00	300.00 - 350.00	300.00 - 350.00	200.00 - 250.00	-
Thambuththegama (DEC)	-	300.00 - 500.00	270.00 - 280.00	280.00 - 300.00	120.00 - 150.00	-
Jaffna	-	560.00 - 580.00	300.00 - 320.00	300.00 - 320.00	150.00 - 170.00	-
Bandarawela	-	350.00 - 400.00	250.00 - 280.00	240.00 - 270.00	-	100.00 - 120.00
Veyangoda	-	-	-	-	-	-

Locations	Raddish	Cabbage	Tomato	Ladies Fingers	Brinjal	Capsicum
Colombo	50.00 - 80.00	130.00 - 220.00	130.00 - 200.00	50.00 - 100.00	180.00 - 250.00	400.00 - 700.00
Meegoda (DEC)	90.00 - 140.00	190.00 - 250.00	170.00 - 210.00	70.00 - 90.00	200.00 - 270.00	630.00 - 670.00
Moneragala	130.00 - 140.00	250.00 - 300.00	220.00 - 230.00	100.00 - 120.00	130.00 - 180.00	700.00 - 800.00
Dambulla (DEC)	30.00 - 40.00	170.00 - 230.00	100.00 - 130.00	45.00 - 60.00	160.00 - 200.00	600.00 - 700.00
Keppetipola (DEC)	30.00 - 50.00	160.00 - 200.00	120.00 - 160.00	70.00 - 80.00	200.00 - 220.00	700.00 - 750.00
Norochchole (DEC)	20.00 - 30.00	-	-	40.00 - 60.00	120.00 - 180.00	700.00 - 800.00
Nuwara Eliya	40.00 - 60.00	210.00 - 220.00	210.00 - 220.00	80.00 - 90.00	220.00 - 230.00	780.00 - 820.00
Kandy	50.00 - 60.00	150.00 - 200.00	160.00 - 170.00	70.00 - 80.00	200.00 - 240.00	700.00 - 750.00
Hambantota	80.00 - 150.00	200.00 - 250.00	150.00 - 200.00	80.00 - 120.00	200.00 - 280.00	700.00 - 800.00
Thambuththegama (DEC)	50.00 - 70.00	200.00 - 250.00	150.00 - 160.00	40.00 - 50.00	150.00 - 220.00	450.00 - 500.00
Tissamaharama	-	-	-	-	-	-
Jaffna	80.00 - 90.00	270.00 - 290.00	200.00 - 220.00	120.00 - 140.00	140.00 - 150.00	560.00 - 570.00
Bandarawela	50.00 - 60.00	170.00 - 220.00	150.00 - 180.00	-	160.00 - 200.00	-
Veyangoda	-	-	-	-	-	-

Locations	Pumpkin	Cucumber	Bitter Gourd	Snake Gourd	Drumstick	Luffa
Colombo	120.00 - 140.00	20.00 - 50.00	150.00 - 200.00	180.00 - 200.00	40.00 - 120.00	150.00 - 200.00
Meegoda (DEC)	150.00 - 170.00	50.00 - 70.00	150.00 - 180.00	180.00 - 200.00	-	190.00 - 230.00
Moneragala	110.00 - 150.00	80.00 - 100.00	250.00 - 300.00	230.00 - 250.00	100.00 - 130.00	250.00 - 280.00
Dambulla (DEC)	100.00 - 130.00	25.00 - 40.00	110.00 - 140.00	100.00 - 130.00	60.00 - 80.00	130.00 - 160.00
Keppetipola (DEC)	130.00 - 150.00	40.00 - 50.00	140.00 - 150.00	130.00 - 140.00	70.00 - 80.00	150.00 - 160.00
Norochchole (DEC)	-	20.00 - 30.00	170.00 - 280.00	110.00 - 150.00	60.00 - 100.00	120.00 - 170.00
Nuwara Eliya	140.00 - 150.00	50.00 - 60.00	160.00 - 180.00	140.00 - 150.00	100.00 - 120.00	160.00 - 170.00
Kandy	140.00 - 150.00	50.00 - 60.00	160.00 - 180.00	140.00 - 150.00	60.00 - 130.00	200.00 - 250.00
Hambantota	100.00 - 150.00	60.00 - 100.00	150.00 - 250.00	150.00 - 230.00	100.00 - 150.00	150.00 - 250.00
Thambuththegama (DEC)	100.00 - 130.00	25.00 - 30.00	100.00 - 120.00	80.00 - 100.00	50.00 - 80.00	80.00 - 110.00
Tissamaharama	-	-	-	-	-	-
Jaffna	120.00 - 130.00	80.00 - 90.00	200.00 - 220.00	110.00 - 120.00	100.00 - 120.00	-
Bandarawela	140.00 - 150.00	60.00 - 70.00	-	-	-	-
Veyangoda	-	-	-	-	-	-

Table 06 (Contd.)

	Long Beans	Ash Plantain	Green Chillies	Lime	Sweet Potatoe	Manioc
Colombo	150.00 - 200.00	200.00 - 250.00	200.00 - 400.00	300.00 - 400.00	120.00 - 140.00	100.00 - 120.00
Meegoda (DEC)	180.00 - 240.00	210.00 - 230.00	330.00 - 350.00	370.00 - 400.00	90.00 - 110.00	90.00 - 110.00
Moneragala	200.00 - 250.00	140.00 - 160.00	500.00 - 600.00	400.00 - 450.00	130.00 - 150.00	80.00 - 100.00
Dambulla (DEC)	120.00 - 160.00	160.00 - 200.00	300.00 - 400.00	300.00 - 350.00	50.00 - 70.00	70.00 - 85.00
Keppetipola (DEC)	170.00 - 180.00	170.00 - 180.00	400.00 - 450.00	450.00 - 480.00	100.00 - 120.00	100.00 - 110.00
Norochchole (DEC)	80.00 - 120.00	-	400.00 - 450.00	-	-	80.00 - 100.00
Nuwara Eliya	180.00 - 200.00	180.00 - 200.00	450.00 - 500.00	480.00 - 500.00	110.00 - 130.00	100.00 - 120.00
Kandy	150.00 - 180.00	150.00 - 180.00	350.00 - 400.00	400.00 - 450.00	90.00 - 100.00	70.00 - 80.00
Hambantota	150.00 - 250.00	100.00 - 120.00	350.00 - 450.00	400.00 - 500.00	180.00 - 200.00	100.00 - 120.00
Thambuththegama (DEC)	100.00 - 180.00	130.00 - 180.00	200.00 - 300.00	250.00 - 300.00	80.00 - 100.00	70.00 - 90.00
Tissamaharama	-	-	-	-	-	-
Jaffna	210.00 - 220.00	200.00 - 220.00	240.00 - 260.00	500.00 - 520.00	120.00 - 130.00	100.00 - 130.00
Bandarawela	-	-	400.00 - 450.00	-	100.00 - 110.00	-
Veyangoda	-	-	-	-	-	-

Locations	Leafy Vegetables (Rs/bundle)			Coconut (Rs/nut)	
	Mukunuwenna	Kankun	Gotukola	Large	Small
Colombo	30.00 - 35.00	30.00 - 35.00	220.00 - 320.00	105.00 - 120.00	90.00 - 100.00
Meegoda (DEC)	50.00 - 50.00	50.00 - 50.00	240.00 - 240.00	105.00 - 110.00	85.00 - 95.00
Norochchole (DEC)	-	-	-	-	-
Nuwara Eliya	-	-	-	-	-
Dambulla (DEC)	25.00 - 30.00	25.00 - 25.00	120.00 - 125.00	80.00 - 85.00	65.00 - 70.00
Kandy	50.00 - 55.00	50.00 - 60.00	240.00 - 250.00	95.00 - 98.00	75.00 - 80.00
Hambantota	30.00 - 50.00	30.00 - 50.00	180.00 - 240.00	-	-
Thambuththegama (DEC)	-	-	-	85.00 - 85.00	80.00 - 80.00
Tissamaharama	-	-	-	-	-
Jaffna	65.00 - 75.00	40.00 - 45.00	120.00 - 125.00	85.00 - 95.00	50.00 - 55.00
Bandarawela	-	-	-	-	-
Veyangoda	-	-	-	-	-

Colombo, Meegoda, Norochchole, Jaffna, Dambulla and Kandy - Gotukola Price Rs/Kg

Table 07: Selected Markets: Retail Price of Vegetables (Rs/kg)

Week 33: 09 - 15 Aug 2024

LOCATIONS	Up Country Varieties																
	Butter Beans		Green Beans		Carrot		Leeks		Beetroot		Knol Khol		Raddish		Cabbage		Tomato
Colombo	-	300.00 - 560.00	240.00 - 460.00	350.00 - 480.00	180.00 - 400.00	150.00 - 320.00	120.00 - 320.00	260.00 - 480.00	220.00 - 400.00								
Gampaha	-	480.00 - 550.00	320.00 - 400.00	400.00 - 460.00	270.00 - 280.00	230.00 - 240.00	200.00 - 240.00	420.00 - 480.00	320.00 - 340.00								
Kurunegala	-	-	-	-	-	-	-	-	-								
Nikaweratiya	-	400.00 - 640.00	350.00 - 480.00	350.00 - 480.00	320.00 - 400.00	150.00 - 240.00	120.00 - 120.00	360.00 - 400.00	320.00 - 400.00								
Dambulla	-	580.00 - 600.00	360.00 - 400.00	440.00 - 480.00	280.00 - 340.00	180.00 - 220.00	160.00 - 200.00	380.00 - 400.00	260.00 - 280.00								
Anuradhapura	-	560.00 - 600.00	400.00 - 480.00	400.00 - 480.00	240.00 - 360.00	200.00 - 240.00	160.00 - 180.00	400.00 - 440.00	260.00 - 320.00								
Thambuththegama	-	450.00 - 570.00	300.00 - 350.00	330.00 - 350.00	230.00 - 350.00	150.00 - 160.00	90.00 - 120.00	330.00 - 400.00	220.00 - 240.00								
Polonnaruwa	-	640.00 - 680.00	450.00 - 480.00	470.00 - 490.00	320.00 - 350.00	250.00 - 280.00	130.00 - 150.00	410.00 - 430.00	400.00 - 420.00								
Kaluthara	-	-	-	-	-	-	-	-	-								
Badulla	-	480.00 - 520.00	320.00 - 400.00	400.00 - 400.00	240.00 - 280.00	240.00 - 240.00	160.00 - 200.00	320.00 - 400.00	240.00 - 320.00								
Keppetipola	-	460.00 - 480.00	280.00 - 300.00	350.00 - 360.00	240.00 - 260.00	160.00 - 180.00	140.00 - 160.00	250.00 - 280.00	240.00 - 280.00								
Moneragala	-	600.00 - 620.00	320.00 - 400.00	380.00 - 400.00	320.00 - 400.00	200.00 - 240.00	160.00 - 200.00	320.00 - 400.00	240.00 - 320.00								
Kegalle	-	560.00 - 600.00	440.00 - 480.00	440.00 - 480.00	320.00 - 360.00	200.00 - 240.00	200.00 - 240.00	360.00 - 400.00	320.00 - 360.00								
Ampara	-	500.00 - 600.00	280.00 - 400.00	340.00 - 400.00	200.00 - 280.00	160.00 - 240.00	120.00 - 200.00	320.00 - 400.00	260.00 - 320.00								
Dehiattakandiya	-	480.00 - 520.00	320.00 - 400.00	350.00 - 480.00	200.00 - 300.00	200.00 - 240.00	200.00 - 250.00	300.00 - 400.00	250.00 - 300.00								
Nuwaraeliya	-	500.00 - 520.00	360.00 - 400.00	360.00 - 380.00	260.00 - 280.00	180.00 - 220.00	150.00 - 180.00	300.00 - 340.00	340.00 - 360.00								
Kandy	-	480.00 - 520.00	450.00 - 480.00	450.00 - 480.00	240.00 - 300.00	140.00 - 160.00	120.00 - 160.00	240.00 - 300.00	260.00 - 300.00								
Puttalam	-	550.00 - 650.00	400.00 - 450.00	400.00 - 450.00	250.00 - 400.00	200.00 - 300.00	150.00 - 200.00	350.00 - 400.00	300.00 - 380.00								
Hambantota	-	600.00 - 700.00	400.00 - 500.00	400.00 - 500.00	300.00 - 350.00	200.00 - 300.00	120.00 - 200.00	300.00 - 400.00	240.00 - 320.00								
Rathnapura	-	400.00 - 520.00	300.00 - 380.00	350.00 - 480.00	250.00 - 380.00	200.00 - 260.00	160.00 - 230.00	300.00 - 380.00	260.00 - 300.00								
Matara	-	520.00 - 600.00	400.00 - 480.00	440.00 - 480.00	360.00 - 400.00	200.00 - 240.00	120.00 - 160.00	440.00 - 480.00	240.00 - 260.00								
Galle	-	580.00 - 600.00	380.00 - 480.00	400.00 - 480.00	360.00 - 400.00	180.00 - 250.00	140.00 - 200.00	380.00 - 400.00	300.00 - 340.00								
Tissamaharama	-	-	-	-	-	-	-	-	-								
Meegoda (DEC)	-	520.00 - 560.00	300.00 - 400.00	360.00 - 400.00	250.00 - 320.00	200.00 - 240.00	200.00 - 240.00	320.00 - 400.00	300.00 - 320.00								
Embilipitiya	-	400.00 - 480.00	350.00 - 400.00	400.00 - 480.00	320.00 - 400.00	200.00 - 280.00	120.00 - 140.00	360.00 - 480.00	200.00 - 240.00								
Jaffna	-	600.00 - 650.00	350.00 - 380.00	350.00 - 400.00	200.00 - 250.00	-	120.00 - 150.00	320.00 - 380.00	250.00 - 280.00								
Vavuniya	-	550.00 - 600.00	500.00 - 540.00	400.00 - 450.00	400.00 - 440.00	-	200.00 - 220.00	400.00 - 440.00	240.00 - 260.00								
Mannar	-	600.00 - 680.00	360.00 - 440.00	440.00 - 520.00	350.00 - 400.00	-	150.00 - 200.00	360.00 - 440.00	320.00 - 360.00								
Killinochchi	-	580.00 - 620.00	500.00 - 540.00	440.00 - 460.00	380.00 - 420.00	-	200.00 - 220.00	380.00 - 420.00	240.00 - 270.00								
Mullaittivu	-	700.00 - 750.00	400.00 - 450.00	450.00 - 520.00	380.00 - 450.00	-	150.00 - 200.00	380.00 - 450.00	300.00 - 350.00								
Batticaloa	-	600.00 - 720.00	400.00 - 420.00	460.00 - 480.00	460.00 - 480.00	300.00 - 320.00	200.00 - 220.00	400.00 - 430.00	360.00 - 400.00								
Trincomalee	-	560.00 - 600.00	400.00 - 440.00	400.00 - 450.00	450.00 - 480.00	200.00 - 230.00	180.00 - 200.00	390.00 - 420.00	300.00 - 320.00								
Hanguranketha	-	340.00 - 400.00	240.00 - 260.00	240.00 - 280.00	240.00 - 260.00	100.00 - 120.00	60.00 - 80.00	200.00 - 240.00	180.00 - 200.00								
Veyangoda	-	-	-	-	-	-	-	-	-								
Galenbindunuwewa	-	-	-	-	-	-	-	-	-								
Bandarawela	-	400.00 - 450.00	350.00 - 400.00	380.00 - 400.00	360.00 - 450.00	200.00 - 240.00	100.00 - 120.00	300.00 - 320.00	300.00 - 320.00								
Matale	-	480.00 - 580.00	320.00 - 400.00	480.00 - 520.00	280.00 - 320.00	160.00 - 180.00	120.00 - 160.00	320.00 - 360.00	240.00 - 320.00								

Table 07 (Contd.)

LOCATIONS	Low Country Varieties											
	Ladies Fingers	Brinjal	Capsicum	Pumpkin	Cucumber	Bitter Gourd	Snake Gourd	Drumstick	Luffa	Long Beans		
Colombo	160.00 - 340.00	260.00 - 480.00	540.00 - 1200.00	160.00 - 360.00	100.00 - 240.00	240.00 - 460.00	250.00 - 400.00	200.00 - 400.00	260.00 - 400.00	230.00 - 420.00		
Gampaha	200.00 - 240.00	320.00 - 360.00	800.00 - 1000.00	280.00 - 320.00	120.00 - 140.00	290.00 - 320.00	240.00 - 320.00	250.00 - 320.00	340.00 - 370.00	240.00 - 260.00		
Kurunegala	-	-	-	-	-	-	-	-	-	-		
Nikaweratiya	160.00 - 240.00	320.00 - 320.00	720.00 - 720.00	160.00 - 240.00	80.00 - 100.00	240.00 - 320.00	200.00 - 240.00	240.00 - 240.00	200.00 - 240.00	160.00 - 200.00		
Dambulla	180.00 - 220.00	380.00 - 440.00	900.00 - 1000.00	200.00 - 240.00	120.00 - 140.00	320.00 - 380.00	260.00 - 300.00	150.00 - 180.00	260.00 - 300.00	280.00 - 320.00		
Anuradhapura	160.00 - 200.00	320.00 - 400.00	800.00 - 900.00	200.00 - 320.00	120.00 - 160.00	280.00 - 400.00	240.00 - 320.00	200.00 - 280.00	240.00 - 280.00	280.00 - 320.00		
Thambuthhegama	80.00 - 100.00	240.00 - 300.00	560.00 - 600.00	160.00 - 200.00	55.00 - 60.00	180.00 - 200.00	160.00 - 180.00	90.00 - 100.00	200.00 - 240.00	180.00 - 240.00		
Polonnaruwa	150.00 - 180.00	340.00 - 360.00	980.00 - 1100.00	140.00 - 160.00	160.00 - 180.00	320.00 - 380.00	250.00 - 300.00	140.00 - 160.00	340.00 - 360.00	330.00 - 360.00		
Kaluthara	-	-	-	-	-	-	-	-	-	-		
Badulla	160.00 - 240.00	240.00 - 320.00	900.00 - 1000.00	200.00 - 260.00	160.00 - 200.00	240.00 - 320.00	320.00 - 320.00	160.00 - 240.00	240.00 - 320.00	240.00 - 320.00		
Keppetipola	150.00 - 180.00	280.00 - 300.00	800.00 - 850.00	250.00 - 280.00	120.00 - 140.00	250.00 - 260.00	240.00 - 250.00	160.00 - 180.00	250.00 - 260.00	260.00 - 280.00		
Moneragala	160.00 - 200.00	240.00 - 300.00	800.00 - 1000.00	240.00 - 260.00	140.00 - 160.00	320.00 - 400.00	320.00 - 380.00	200.00 - 240.00	320.00 - 400.00	280.00 - 320.00		
Kegalle	200.00 - 240.00	360.00 - 400.00	760.00 - 800.00	200.00 - 240.00	120.00 - 160.00	280.00 - 320.00	240.00 - 280.00	200.00 - 240.00	360.00 - 400.00	320.00 - 360.00		
Ampara	200.00 - 240.00	320.00 - 340.00	870.00 - 940.00	200.00 - 280.00	120.00 - 200.00	260.00 - 320.00	260.00 - 320.00	240.00 - 280.00	280.00 - 320.00	240.00 - 280.00		
Dehiattakandiya	200.00 - 220.00	280.00 - 300.00	800.00 - 800.00	150.00 - 200.00	100.00 - 100.00	200.00 - 300.00	200.00 - 320.00	300.00 - 300.00	300.00 - 320.00	280.00 - 300.00		
Nuwaraeliya	180.00 - 200.00	340.00 - 360.00	900.00 - 950.00	260.00 - 280.00	140.00 - 160.00	280.00 - 300.00	250.00 - 260.00	200.00 - 240.00	280.00 - 300.00	300.00 - 320.00		
Kandy	160.00 - 180.00	300.00 - 360.00	850.00 - 900.00	180.00 - 200.00	100.00 - 120.00	240.00 - 300.00	200.00 - 240.00	160.00 - 240.00	260.00 - 300.00	240.00 - 260.00		
Puttalam	150.00 - 250.00	250.00 - 400.00	700.00 - 1000.00	200.00 - 280.00	120.00 - 160.00	300.00 - 400.00	240.00 - 300.00	200.00 - 300.00	240.00 - 300.00	200.00 - 300.00		
Rathnapura	160.00 - 200.00	280.00 - 320.00	800.00 - 900.00	160.00 - 240.00	100.00 - 160.00	280.00 - 360.00	260.00 - 300.00	120.00 - 200.00	280.00 - 360.00	280.00 - 360.00		
Hambantota	160.00 - 240.00	300.00 - 400.00	1000.00 - 1100.00	200.00 - 250.00	100.00 - 160.00	300.00 - 400.00	240.00 - 320.00	150.00 - 230.00	240.00 - 320.00	240.00 - 320.00		
Matara	200.00 - 240.00	260.00 - 320.00	900.00 - 1000.00	220.00 - 240.00	100.00 - 120.00	260.00 - 380.00	240.00 - 280.00	160.00 - 200.00	280.00 - 320.00	260.00 - 300.00		
Galle	200.00 - 280.00	320.00 - 340.00	800.00 - 800.00	220.00 - 280.00	160.00 - 200.00	380.00 - 400.00	280.00 - 320.00	260.00 - 320.00	300.00 - 340.00	300.00 - 320.00		
Tissamaharama	-	-	-	-	-	-	-	-	-	-		
Meegoda (DEC)	180.00 - 240.00	300.00 - 400.00	780.00 - 1000.00	200.00 - 240.00	120.00 - 160.00	280.00 - 320.00	280.00 - 320.00	-	250.00 - 320.00	280.00 - 400.00		
Embilipitiya	100.00 - 140.00	280.00 - 320.00	520.00 - 600.00	240.00 - 300.00	80.00 - 120.00	350.00 - 440.00	240.00 - 300.00	90.00 - 140.00	240.00 - 320.00	280.00 - 350.00		
Jaffna	160.00 - 200.00	180.00 - 220.00	600.00 - 650.00	150.00 - 200.00	100.00 - 140.00	250.00 - 300.00	160.00 - 200.00	150.00 - 200.00	-	240.00 - 280.00		
Vavuniya	250.00 - 270.00	200.00 - 220.00	800.00 - 840.00	240.00 - 260.00	120.00 - 140.00	400.00 - 450.00	200.00 - 240.00	280.00 - 300.00	-	240.00 - 260.00		
Mannar	200.00 - 250.00	250.00 - 320.00	800.00 - 900.00	200.00 - 220.00	120.00 - 160.00	360.00 - 440.00	240.00 - 280.00	150.00 - 200.00	-	320.00 - 400.00		
Killinochchi	240.00 - 260.00	200.00 - 230.00	800.00 - 840.00	230.00 - 250.00	120.00 - 140.00	400.00 - 440.00	200.00 - 230.00	270.00 - 300.00	-	230.00 - 250.00		
Mullaittivu	250.00 - 300.00	200.00 - 240.00	1000.00 - 1200.00	180.00 - 240.00	220.00 - 240.00	560.00 - 600.00	220.00 - 300.00	150.00 - 180.00	-	250.00 - 300.00		
Batticaloa	280.00 - 300.00	300.00 - 320.00	800.00 - 900.00	200.00 - 240.00	140.00 - 160.00	380.00 - 400.00	300.00 - 320.00	300.00 - 330.00	320.00 - 340.00	300.00 - 320.00		
Trincomalee	260.00 - 280.00	230.00 - 250.00	780.00 - 820.00	230.00 - 250.00	160.00 - 190.00	380.00 - 400.00	230.00 - 250.00	260.00 - 300.00	220.00 - 240.00	340.00 - 380.00		
Hanguranketha	120.00 140.00	220.00 260.00	750.00 750.00	180.00 200.00	80.00 120.00	180.00 200.00	180.00 200.00	160.00 200.00	280.00 340.00	160.00 200.00		
Veyangoda	-	-	-	-	-	-	-	-	-	-		
Galenbindunuwewa	-	-	-	-	-	-	-	-	-	-		
Bandarawela	120.00 - 140.00	300.00 - 320.00	1000.00 - 1100.00	180.00 - 200.00	100.00 - 120.00	300.00 - 320.00	300.00 - 320.00	200.00 - 220.00	300.00 - 320.00	300.00 - 320.00		
Matale	120.00 - 160.00	360.00 - 400.00	800.00 - 8000.00	240.00 - 280.00	120.00 - 160.00	280.00 - 320.00	240.00 - 320.00	160.00 - 200.00	280.00 - 320.00	240.00 - 320.00		

Table 07 (Contd.)

LOCATIONS	Low Country Varieties					Leafy Vegetable			Coconut (Rs/nut)	
	Ash Plantain	Green Chillies	Lime	Sweet Potato	Manioc	Mukunuwenna	Kankun	Gotukola	Large	Small
Colombo	240.00 - 400.00	300.00 - 800.00	480.00 - 850.00	160.00 - 360.00	140.00 - 320.00	50.00 - 80.00	50.00 - 80.00	100.00 - 140.00	115.00 - 135.00	100.00 - 110.00
Gampaha	240.00 - 280.00	600.00 - 700.00	600.00 - 700.00	200.00 - 240.00	200.00 - 220.00	70.00 - 70.00	70.00 - 70.00	80.00 - 90.00	110.00 - 120.00	90.00 - 100.00
Kurunegala	-	-	-	-	-	-	-	-	-	-
Nikaweratiya	240.00 - 320.00	480.00 - 600.00	300.00 - 400.00	160.00 - 200.00	150.00 - 160.00	50.00 - 50.00	50.00 - 50.00	50.00 - 60.00	100.00 - 110.00	85.00 - 95.00
Dambulla	280.00 - 320.00	600.00 - 650.00	600.00 - 700.00	180.00 - 220.00	180.00 - 200.00	50.00 - 60.00	50.00 - 60.00	50.00 - 50.00	100.00 - 120.00	80.00 - 85.00
Anuradhapura	240.00 - 320.00	500.00 - 800.00	600.00 - 800.00	200.00 - 280.00	160.00 - 200.00	50.00 - 60.00	50.00 - 60.00	50.00 - 60.00	110.00 - 120.00	80.00 - 100.00
Thambuththegama	200.00 - 250.00	300.00 - 550.00	370.00 - 400.00	150.00 - 180.00	100.00 - 120.00	-	40.00 - 50.00	-	-	-
Polonnaruwa	230.00 - 260.00	680.00 - 750.00	580.00 - 600.00	120.00 - 160.00	160.00 - 200.00	50.00 - 60.00	50.00 - 50.00	50.00 - 50.00	115.00 - 120.00	100.00 - 110.00
Kaluthara	-	-	-	-	-	-	-	-	-	-
Badulla	280.00 - 320.00	800.00 - 850.00	700.00 - 800.00	120.00 - 150.00	160.00 - 200.00	80.00 - 80.00	80.00 - 80.00	100.00 - 100.00	120.00 - 130.00	100.00 - 110.00
Keppetipola	260.00 - 280.00	550.00 - 600.00	560.00 - 580.00	220.00 - 230.00	190.00 - 200.00	60.00 - 70.00	60.00 - 70.00	50.00 - 60.00	115.00 - 120.00	95.00 - 105.00
Moneragala	220.00 - 240.00	600.00 - 700.00	600.00 - 700.00	220.00 - 240.00	100.00 - 140.00	50.00 - 60.00	50.00 - 60.00	60.00 - 70.00	100.00 - 120.00	70.00 - 80.00
Kegalle	240.00 - 280.00	560.00 - 600.00	560.00 - 600.00	240.00 - 280.00	180.00 - 200.00	70.00 - 80.00	70.00 - 80.00	40.00 - 50.00	110.00 - 120.00	95.00 - 100.00
Ampara	200.00 - 280.00	580.00 - 600.00	600.00 - 700.00	180.00 - 280.00	140.00 - 150.00	60.00 - 60.00	60.00 - 60.00	50.00 - 60.00	110.00 - 120.00	90.00 - 100.00
Dehiattakandiya	300.00 - 320.00	400.00 - 800.00	750.00 - 800.00	200.00 - 200.00	150.00 - 160.00	50.00 - 70.00	50.00 - 70.00	50.00 - 70.00	95.00 - 100.00	70.00 - 85.00
Nuwaraeliya	280.00 - 300.00	600.00 - 700.00	640.00 - 660.00	240.00 - 250.00	200.00 - 220.00	70.00 - 80.00	70.00 - 80.00	60.00 - 70.00	115.00 - 120.00	100.00 - 110.00
Kandy	300.00 - 320.00	550.00 - 600.00	550.00 - 600.00	160.00 - 180.00	160.00 - 180.00	60.00 - 70.00	60.00 - 70.00	40.00 - 50.00	110.00 - 120.00	80.00 - 90.00
Puttalam	180.00 - 280.00	450.00 - 700.00	550.00 - 600.00	200.00 - 300.00	140.00 - 200.00	50.00 - 60.00	30.00 - 60.00	50.00 - 60.00	100.00 - 120.00	90.00 - 90.00
Rathnapura	160.00 - 220.00	650.00 - 800.00	550.00 - 700.00	150.00 - 240.00	120.00 - 160.00	80.00 - 80.00	80.00 - 80.00	100.00 - 100.00	130.00 - 140.00	90.00 - 110.00
Hambanthota	160.00 - 200.00	480.00 - 560.00	500.00 - 600.00	220.00 - 250.00	150.00 - 240.00	50.00 - 60.00	50.00 - 60.00	80.00 - 100.00	120.00 - 130.00	90.00 - 100.00
Matara	280.00 - 320.00	550.00 - 600.00	500.00 - 600.00	160.00 - 200.00	180.00 - 220.00	60.00 - 60.00	60.00 - 60.00	90.00 - 100.00	120.00 - 130.00	90.00 - 100.00
Galle	280.00 - 320.00	600.00 - 600.00	800.00 - 800.00	180.00 - 200.00	200.00 - 240.00	60.00 - 60.00	60.00 - 60.00	80.00 - 100.00	100.00 - 120.00	90.00 - 95.00
Tissamaharama	-	-	-	-	-	-	-	-	-	-
Meegoda (DEC)	320.00 - 400.00	440.00 - 600.00	550.00 - 600.00	180.00 - 240.00	130.00 - 150.00	80.00 - 80.00	80.00 - 80.00	100.00 - 120.00	120.00 - 130.00	90.00 - 100.00
Embilipitiya	240.00 - 280.00	400.00 - 520.00	500.00 - 600.00	200.00 - 280.00	140.00 - 160.00	60.00 - 80.00	60.00 - 70.00	100.00 - 120.00	100.00 - 120.00	70.00 - 90.00
Jaffna	240.00 - 280.00	290.00 - 320.00	540.00 - 580.00	160.00 - 200.00	150.00 - 180.00	80.00 - 90.00	50.00 - 60.00	50.00 - 60.00	110.00 - 125.00	60.00 - 65.00
Vavuniya	240.00 - 260.00	390.00 - 420.00	580.00 - 620.00	280.00 - 300.00	250.00 - 270.00	60.00 - 70.00	80.00 - 90.00	100.00 - 120.00	100.00 - 125.00	70.00 - 90.00
Mannar	300.00 - 320.00	750.00 - 850.00	550.00 - 650.00	220.00 - 250.00	180.00 - 200.00	50.00 - 60.00	50.00 - 60.00	50.00 - 60.00	90.00 - 100.00	60.00 - 70.00
Killinochchi	240.00 - 260.00	400.00 - 430.00	580.00 - 620.00	280.00 - 300.00	240.00 - 260.00	55.00 - 60.00	50.00 - 55.00	45.00 - 50.00	100.00 - 120.00	60.00 - 70.00
Mullaittivu	260.00 - 320.00	400.00 - 450.00	600.00 - 650.00	250.00 - 280.00	200.00 - 240.00	75.00 - 80.00	50.00 - 60.00	50.00 - 60.00	80.00 - 100.00	60.00 - 70.00
Batticaloa	280.00 - 320.00	400.00 - 420.00	580.00 - 600.00	300.00 - 320.00	240.00 - 250.00	70.00 - 80.00	70.00 - 80.00	50.00 - 50.00	100.00 - 100.00	60.00 - 60.00
Trincomalee	280.00 320.00	500.00 550.00	600.00 650.00	270.00 300.00	220.00 250.00	65.00 70.00	75.00 80.00	60.00 65.00	110.00 120.00	74.00 78.00
Hanguranketha	280.00 - 340.00	500.00 - 550.00	500.00 - 600.00	200.00 - 220.00	140.00 - 160.00	35.00 - 40.00	40.00 - 40.00	35.00 - 40.00	105.00 - 115.00	98.00 - 105.00
Veyangoda	-	-	-	-	-	-	-	-	-	-
Galenbindunuwewa	-	-	-	-	-	-	-	-	-	-
Bandarawela	300.00 - 320.00	700.00 - 800.00	800.00 - 900.00	300.00 - 300.00	220.00 - 240.00	70.00 - 80.00	70.00 - 80.00	80.00 - 100.00	120.00 - 120.00	85.00 - 90.00
Matale	300.00 - 320.00	600.00 - 800.00	600.00 - 800.00	120.00 - 160.00	240.00 - 280.00	50.00 - 60.00	50.00 - 60.00	50.00 - 70.00	100.00 - 110.00	75.00 - 90.00

Table 08: Selected Markets: Retail Price of Fruits (Rs/each & Rs/kg)

Week 33: 09 - 15 Aug 2024

19

LOCATIONS	Banana					Pineapple			Mango	
	Ambul (Rs/kg)	Kolikuttu (Rs/kg)	Seeni (Rs/kg)	Anamalu	Ambun	Large	Medium	Small	Betti	Karthakolomban
Colombo	180.00 - 300.00	400.00 - 600.00	170.00 - 280.00	40.00 - 54.00	60.00 - 76.00	650.00 - 800.00	540.00 - 600.00	350.00 - 480.00	-	460.00 - 500.00
Gampaha	230.00 - 240.00	400.00 - 450.00	200.00 - 220.00	54.00 - 54.00	70.00 - 76.00	520.00 - 580.00	400.00 - 490.00	320.00 - 420.00	-	-
Kurunegala	-	-	-	-	-	-	-	-	-	-
Nikaweratiya	220.00 - 250.00	530.00 - 550.00	180.00 - 200.00	-	58.00 - 70.00	-	-	460.00 - 500.00	-	-
Dambulla	200.00 - 220.00	480.00 - 500.00	200.00 - 220.00	-	54.00 - 55.00	700.00 - 750.00	550.00 - 560.00	240.00 - 250.00	60.00 - 80.00	180.00 - 200.00
Anuradhapura	240.00 - 260.00	600.00 - 650.00	200.00 - 240.00	25.00 - 38.00	45.00 - 50.00	850.00 - 1000.00	600.00 - 750.00	-	-	-
Thambuththegama	240.00 - 250.00	500.00 - 550.00	180.00 - 200.00	-	-	750.00 - 800.00	650.00 - 650.00	350.00 - 350.00	-	-
Polonnaruwa	250.00 - 270.00	480.00 - 520.00	150.00 - 180.00	40.00 - 46.00	45.00 - 48.00	850.00 - 920.00	500.00 - 550.00	350.00 - 380.00	-	-
Kaluthara	-	-	-	-	-	-	-	-	-	-
Badulla	180.00 - 200.00	-	180.00 - 230.00	20.00 - 22.00	28.00 - 28.00	-	-	200.00 - 250.00	-	-
Keppetipola	190.00 - 200.00	540.00 - 550.00	160.00 - 180.00	28.00 - 32.00	44.00 - 46.00	-	460.00 - 480.00	360.00 - 380.00	60.00 - 70.00	180.00 - 200.00
Moneragala	130.00 - 150.00	350.00 - 400.00	120.00 - 140.00	20.00 - 25.00	25.00 - 30.00	900.00 - 970.00	780.00 - 840.00	-	-	-
Kegalle	200.00 - 220.00	550.00 - 600.00	200.00 - 220.00	20.00 - 25.00	22.00 - 25.00	650.00 - 800.00	500.00 - 600.00	150.00 - 200.00	-	-
Ampara	180.00 - 200.00	480.00 - 500.00	120.00 - 130.00	-	40.00 - 40.00	-	500.00 - 550.00	-	-	-
Dehiattakandiya	200.00 - 220.00	-	150.00 - 180.00	-	45.00 - 56.00	800.00 - 900.00	690.00 - 760.00	450.00 - 540.00	-	-
Nuwaraeliya	220.00 - 230.00	540.00 - 560.00	170.00 - 190.00	32.00 - 35.00	46.00 - 50.00	-	580.00 - 600.00	380.00 - 400.00	80.00 - 90.00	250.00 - 260.00
Kandy	220.00 - 250.00	500.00 - 550.00	180.00 - 220.00	25.00 - 30.00	40.00 - 45.00	700.00 - 800.00	400.00 - 500.00	250.00 - 350.00	-	-
Puttalam	150.00 - 200.00	400.00 - 600.00	150.00 - 200.00	25.00 - 35.00	40.00 - 40.00	800.00 - 800.00	700.00 - 700.00	600.00 - 600.00	-	-
Rathnapura	200.00 - 250.00	400.00 - 500.00	200.00 - 250.00	25.00 - 28.00	40.00 - 50.00	560.00 - 630.00	400.00 - 450.00	320.00 - 350.00	-	150.00 - 200.00
Hambantota	180.00 - 200.00	350.00 - 400.00	160.00 - 180.00	-	46.00 - 48.00	650.00 - 750.00	550.00 - 600.00	500.00 - 530.00	-	-
Matara	200.00 - 230.00	450.00 - 460.00	160.00 - 190.00	28.00 - 30.00	40.00 - 42.00	750.00 - 850.00	650.00 - 700.00	400.00 - 460.00	-	-
Galle	200.00 - 250.00	480.00 - 550.00	200.00 - 200.00	28.00 - 33.00	35.00 - 38.00	700.00 - 720.00	580.00 - 650.00	-	-	-
Tissamaharama	-	-	-	-	-	-	-	-	-	-
Meegoda (DEC)	200.00 - 220.00	400.00 - 450.00	180.00 - 200.00	42.00 - 50.00	50.00 - 56.00	815.00 - 935.00	625.00 - 715.00	480.00 - 550.00	-	-
Embilipitiya	140.00 - 160.00	300.00 - 400.00	120.00 - 150.00	25.00 - 30.00	30.00 - 40.00	-	500.00 - 550.00	350.00 - 450.00	120.00 - 140.00	170.00 - 200.00
Jaffna	200.00 - 260.00	300.00 - 350.00	140.00 - 180.00	-	-	700.00 - 750.00	600.00 - 650.00	470.00 - 500.00	-	120.00 - 150.00
Vavuniya	200.00 - 240.00	400.00 - 440.00	180.00 - 200.00	40.00 - 46.00	-	740.00 - 780.00	650.00 - 700.00	400.00 - 550.00	-	-
Mannar	180.00 - 220.00	400.00 - 440.00	160.00 - 180.00	32.00 - 36.00	-	-	550.00 - 650.00	400.00 - 500.00	-	-
Killinochchi	180.00 - 200.00	400.00 - 440.00	160.00 - 180.00	36.00 - 38.00	36.00 - 38.00	750.00 - 800.00	600.00 - 650.00	500.00 - 550.00	-	-
Mullaittivu	200.00 - 240.00	420.00 - 480.00	200.00 - 240.00	45.00 - 50.00	50.00 - 60.00	-	-	230.00 - 260.00	-	-
Batticaloa	180.00 - 210.00	400.00 - 440.00	160.00 - 180.00	38.00 - 40.00	-	750.00 - 760.00	650.00 - 680.00	500.00 - 540.00	-	-
Trincomalee	210.00 - 230.00	420.00 - 440.00	180.00 - 200.00	-	-	740.00 - 760.00	650.00 - 680.00	520.00 - 550.00	-	-
Veyangoda	-	-	-	-	-	-	-	-	-	-
Galenbindunuwewa	-	-	-	-	-	-	-	-	-	-
Bandarawela	180.00 - 220.00	450.00 - 500.00	160.00 - 180.00	30.00 - 35.00	35.00 - 38.00	700.00 - 700.00	650.00 - 650.00	600.00 - 600.00	-	-
Matale	200.00 - 220.00	450.00 - 500.00	180.00 - 200.00	35.00 - 38.00	45.00 - 50.00	750.00 - 780.00	650.00 - 680.00	430.00 - 460.00	-	-

Table 08 (Contd.)

LOCATIONS	Mango		Other Fruits							
	Vilad	Kohu	Papaw (Rs/kg)	Passion	Wood Apple	Orange	Avocado	Slime Apple	Grapes (Rs/kg)	King Coconut
Colombo	120.00 - 200.00	-	200.00 - 320.00	60.00 - 80.00	36.00 - 100.00	100.00 - 160.00	100.00 - 200.00	100.00 - 160.00	1500.00 - 2500.00	160.00 - 220.00
Gampaha	70.00 - 70.00	-	200.00 - 250.00	86.00 - 86.00	50.00 - 60.00	150.00 - 160.00	100.00 - 115.00	115.00 - 160.00	2000.00 - 2300.00	100.00 - 100.00
Kurunegala	-	-	-	-	-	-	-	-	-	-
Nikaweratiya	-	-	200.00 - 230.00	-	25.00 - 30.00	75.00 - 75.00	85.00 - 100.00	-	2500.00 - 2500.00	150.00 - 150.00
Dambulla	80.00 - 100.00	40.00 - 50.00	180.00 - 200.00	25.00 - 30.00	50.00 - 60.00	70.00 - 80.00	60.00 - 80.00	50.00 - 80.00	2300.00 - 2400.00	160.00 - 200.00
Anuradhapura	-	-	160.00 - 220.00	-	50.00 - 70.00	-	100.00 - 120.00	80.00 - 120.00	2300.00 - 2500.00	160.00 - 200.00
Thambuththegama	-	-	200.00 - 220.00	40.00 - 50.00	120.00 - 120.00	90.00 - 100.00	80.00 - 85.00	-	2700.00 - 3000.00	-
Polonnaruwa	-	-	250.00 - 280.00	35.00 - 40.00	40.00 - 55.00	-	50.00 - 80.00	50.00 - 60.00	2500.00 - 2600.00	150.00 - 200.00
Kaluthara	-	-	-	-	-	-	-	-	-	-
Badulla	-	-	250.00 - 250.00	50.00 - 60.00	50.00 - 50.00	60.00 - 70.00	-	50.00 - 50.00	2500.00 - 2800.00	150.00 - 200.00
Keppetipola	60.00 - 70.00	30.00 - 35.00	220.00 - 250.00	40.00 - 45.00	30.00 - 35.00	120.00 - 130.00	30.00 - 40.00	30.00 - 40.00	2800.00 - 2900.00	140.00 - 150.00
Moneragala	-	-	200.00 - 220.00	30.00 - 35.00	30.00 - 40.00	-	50.00 - 60.00	-	2500.00 - 2700.00	120.00 - 140.00
Kegalle	-	-	200.00 - 220.00	-	50.00 - 60.00	80.00 - 100.00	60.00 - 90.00	50.00 - 80.00	2500.00 - 2600.00	140.00 - 160.00
Ampara	-	-	200.00 - 240.00	-	-	-	70.00 - 75.00	-	2300.00 - 2400.00	140.00 - 150.00
Dehiattakandiya	-	-	200.00 - 220.00	-	60.00 - 80.00	100.00 - 100.00	100.00 - 120.00	100.00 - 100.00	2500.00 - 2800.00	120.00 - 150.00
Nuwareliya	80.00 - 90.00	30.00 - 35.00	250.00 - 260.00	45.00 - 50.00	30.00 - 40.00	130.00 - 140.00	30.00 - 40.00	55.00 - 60.00	2800.00 - 2900.00	140.00 - 160.00
Kandy	-	-	190.00 - 200.00	40.00 - 50.00	40.00 - 50.00	90.00 - 100.00	60.00 - 80.00	50.00 - 60.00	2000.00 - 2500.00	180.00 - 200.00
Puttalam	-	-	200.00 - 300.00	-	100.00 - 100.00	-	100.00 - 125.00	-	3000.00 - 3000.00	150.00 - 150.00
Hambantota	-	-	220.00 - 250.00	25.00 - 28.00	30.00 - 40.00	-	70.00 - 100.00	50.00 - 70.00	2400.00 - 2500.00	150.00 - 150.00
Rathnapura	-	-	200.00 - 250.00	-	120.00 - 120.00	-	50.00 - 85.00	60.00 - 85.00	2000.00 - 2200.00	140.00 - 160.00
Matara	-	-	210.00 - 220.00	42.00 - 50.00	50.00 - 52.00	150.00 - 160.00	40.00 - 50.00	100.00 - 130.00	2000.00 - 2000.00	150.00 - 170.00
Galle	-	-	240.00 - 300.00	60.00 - 70.00	48.00 - 55.00	-	75.00 - 80.00	140.00 - 150.00	2500.00 - 2500.00	120.00 - 130.00
Tissamaharama	-	-	-	-	-	-	-	-	-	-
Meegoda (DEC)	-	-	200.00 - 220.00	-	32.00 - 40.00	-	70.00 - 83.00	70.00 - 80.00	1500.00 - 2200.00	130.00 - 160.00
Embilipitiya	90.00 - 120.00	60.00 - 80.00	240.00 - 260.00	20.00 - 30.00	40.00 - 60.00	140.00 - 160.00	80.00 - 120.00	-	2400.00 - 2700.00	160.00 - 180.00
Jaffna	40.00 - 55.00	-	140.00 - 160.00	-	60.00 - 70.00	-	70.00 - 80.00	-	2700.00 - 2800.00	150.00 - 170.00
Vavuniya	-	-	180.00 - 200.00	50.00 - 60.00	40.00 - 50.00	-	60.00 - 70.00	-	2300.00 - 2400.00	200.00 - 240.00
Mannar	-	-	180.00 - 200.00	55.00 - 65.00	-	80.00 - 100.00	80.00 - 100.00	120.00 - 150.00	2500.00 - 2600.00	180.00 - 220.00
Killinochchi	-	-	170.00 - 190.00	-	40.00 - 50.00	-	80.00 - 100.00	-	2300.00 - 2400.00	200.00 - 210.00
Mullaittivu	-	-	180.00 - 220.00	-	70.00 - 80.00	-	-	-	2700.00 - 2800.00	170.00 - 200.00
Batticaloa	-	-	180.00 - 200.00	55.00 - 60.00	35.00 - 40.00	-	80.00 - 90.00	-	2200.00 - 2250.00	180.00 - 200.00
Trincomalee	75.00 - 78.00	34.00 - 36.00	180.00 - 190.00	92.00 - 95.00	80.00 - 84.00	85.00 - 88.00	115.00 - 116.00	-	2380.00 - 2460.00	190.00 - 200.00
Veyangoda	-	-	-	-	-	-	-	-	-	-
Galenbindunuwewa	-	-	-	-	-	-	-	-	-	-
Bandarawela	-	-	200.00 - 220.00	30.00 - 60.00	30.00 - 35.00	-	50.00 - 80.00	-	2200.00 - 2300.00	200.00 - 220.00
Matale	-	-	200.00 - 220.00	50.00 - 60.00	30.00 - 40.00	80.00 - 90.00	60.00 - 80.00	50.00 - 60.00	2600.00 - 2800.00	150.00 - 150.00

Table 09: Selected Markets: Wholesale Price of Fresh Fish & Eggs (Rs/kg & Rs/egg)

Week 33: 09 - 15 Aug 2024

Locations	Sea Fish					
	Salaya	Hurulla	Balaya	Kelawalla	Thora	Paraw
Colombo	120.00 – 350.00	400.00 – 600.00	550.00 – 900.00	800.00 – 1350.00	1600.00 – 2200.00	900.00 – 1350.00
Kandy	300.00 – 320.00	650.00 – 700.00	750.00 – 850.00	1200.00 – 1400.00	1800.00 – 2100.00	1100.00 – 1200.00
Kaluthara	-	-	-	-	-	-
Puttalam	-	-	-	-	-	-
Matara	250.00 – 280.00	500.00 – 550.00	600.00 – 700.00	-	-	-
Hambantota	250.00 – 350.00	400.00 – 500.00	500.00 – 650.00	900.00 – 1000.00	1900.00 – 2000.00	1000.00 – 1000.00
Galle	-	-	650.00 – 750.00	1000.00 – 1100.00	-	-
Batticaloa	300.00 – 350.00	600.00 – 650.00	450.00 – 500.00	1200.00 – 1300.00	1600.00 – 1700.00	1100.00 – 1200.00
Trincomalee	400.00 – 440.00	800.00 – 850.00	960.00 – 1040.00	1850.00 – 1880.00	2000.00 – 2080.00	1700.00 – 1740.00
Mannar	180.00 – 200.00	-	550.00 – 600.00	-	-	700.00 – 800.00

Locations	Sea Fish				Eggs	
	Mora	Shrimps	Thalapath	Teppeli	Brown	White
Colombo	800.00 – 1000.00	1550.00 – 1900.00	1200.00 – 1800.00	-	39.00 – 43.00	37.00 – 40.00
Kandy	1200.00 – 1250.00	1700.00 – 1800.00	1800.00 – 1900.00	-	39.00 – 40.00	37.00 – 38.00
Kaluthara	-	-	-	-	-	-
Puttalam	-	-	-	-	-	-
Matara	-	1600.00 – 1700.00	1500.00 – 1600.00	-	38.00 – 40.00	34.00 – 36.00
Hambantota	800.00 – 1000.00	1700.00 – 1800.00	1800.00 – 1800.00	-	38.00 – 40.00	38.00 – 38.00
Galle	-	-	-	-	39.00 – 40.00	35.00 – 39.00
Batticaloa	1000.00 – 1100.00	1400.00 – 1500.00	1400.00 – 1500.00	-	42.00 – 43.00	42.00 – 43.00
Trincomalee	1860.00 – 1900.00	1040.00 – 1100.00	-	-	44.00 – 46.00	42.00 – 44.00
Mannar	1700.00 – 1800.00	900.00 – 1000.00	-	-	40.00 – 41.00	38.00 – 39.00

Table 10: Selected Markets: Wholesale Price of Dried Fish (Rs/50kg)

Week 33: 09 - 15 Aug 2024

Locations	Local Dried Fish					
	Sprats	Kattawa	Thora	Mora	Balaya	Anguluwa
Colombo	60000 – 67500	-	-	85000 – 90000	50000 – 55000	-
Kandy	77500 – 80000	-	-	90000 – 92500	52500 – 55000	52500 – 55000
Batticaloa	40000 – 45000	87500 – 90000	100000 – 102500	110000 – 115000	50000 – 52500	50000 – 55000
Trincomalee	56300 – 56500	-	-	-	52000 – 52500	42000 – 42500
Mannar	42500 – 45000	82500 – 105000	-	85000 – 90000	45000 – 50000	35000 – 40000

Locations	Local Dried Fish			Imported Dried Fish		
	Maduwa	Koduwa	Salaya	Sprats	Kattawa	Thora
Colombo	62500 – 72500	-	20000 – 25000	40000 – 45000	62500 – 67500	-
Kandy	67500 – 70000	-	20000 – 25000	44000 – 47500	70000 – 72500	-
Batticaloa	55000 – 60000	-	25000 – 27500	50000 – 55000	-	-
Trincomalee	52000 – 52500	-	27500 – 30000	43700 – 43800	98700 – 99000	-
Mannar	55000 – 60000	-	32500 – 35000	50000 – 52500	-	-

Locations	Imported Dried Fish					
	Mora	Balaya	Anguluwa	Maduwa	Koduwa	Salaya
Colombo	-	-	70000 – 75000	-	-	-
Kandy	-	-	-	-	-	-
Batticaloa	-	-	-	-	-	-
Trincomalee	-	-	-	-	-	-
Mannar	-	-	-	-	-	-

Table 12: Selected Markets: Retail Price of Dried Fish (Rs/kg)

Week 33: 09 - 15 Aug 2024

LOCATIONS	Dried Fish													
	Sprats-Imported		Kattawa		Thora		Mora		Balaya		Anguluwa		Salaya	
Colombo	1000.00	1300.00	1800.00	2400.00	-	-	2000.00	2600.00	1200.00	1800.00	1800.00	2400.00	600.00	1000.00
Gampaha	1000.00	1200.00	2000.00	2200.00	3200.00	3200.00	2400.00	2500.00	1520.00	2000.00	1700.00	1800.00	800.00	880.00
Kurunegala	-	-	-	-	-	-	-	-	-	-	-	-	-	-
Nikaweratiya	1100.00	1200.00	1800.00	1800.00	-	-	2000.00	2200.00	1200.00	1400.00	1800.00	2000.00	600.00	600.00
Dambulla	950.00	1000.00	2000.00	2200.00	-	-	2200.00	2300.00	1300.00	1400.00	1500.00	1800.00	-	-
Anuradhapura	1000.00	1200.00	1800.00	2400.00	-	-	2200.00	2400.00	1200.00	1600.00	2000.00	2400.00	800.00	1000.00
Thambuththegama	1000.00	1200.00	1700.00	1700.00	-	-	-	-	1200.00	1200.00	1200.00	1200.00	600.00	600.00
Polonnaruwa	1000.00	1200.00	1800.00	2000.00	-	-	2100.00	2200.00	1000.00	1100.00	-	-	-	-
Kaluthara	-	-	-	-	-	-	-	-	-	-	-	-	-	-
Badulla	1000.00	1100.00	2000.00	2000.00	-	-	2000.00	2000.00	1200.00	1200.00	1000.00	1000.00	-	-
Keppetipola	960.00	990.00	2360.00	2380.00	-	-	2360.00	2380.00	1360.00	1400.00	2280.00	2320.00	860.00	880.00
Moneragala	1100.00	1200.00	1800.00	2000.00	-	-	2200.00	2300.00	1400.00	1500.00	1800.00	2000.00	800.00	850.00
Kegalle	1100.00	1200.00	2000.00	2200.00	-	-	2000.00	2200.00	1200.00	1300.00	-	-	-	-
Ampara	1000.00	1200.00	1800.00	1800.00	-	-	2200.00	2200.00	1300.00	1600.00	1700.00	1700.00	-	-
Dehiattakandiya	1000.00	1200.00	2400.00	2400.00	-	-	2200.00	2600.00	1300.00	1600.00	1200.00	1600.00	-	-
Nuwaraeliya	960.00	1100.00	2380.00	2400.00	-	-	2350.00	2380.00	1400.00	1450.00	2380.00	2400.00	880.00	900.00
Kandy	1100.00	1300.00	2000.00	2100.00	-	-	2300.00	2400.00	1400.00	1600.00	2000.00	2100.00	800.00	850.00
Puttalam	950.00	1250.00	1800.00	2200.00	-	-	2000.00	2200.00	900.00	1100.00	850.00	1200.00	600.00	650.00
Hambantota	1100.00	1200.00	2000.00	2000.00	-	-	-	-	1400.00	1500.00	2000.00	2000.00	-	-
Rathnapura	980.00	1180.00	1800.00	2100.00	-	-	1960.00	2200.00	1280.00	1400.00	1800.00	2100.00	-	-
Matara	1000.00	1200.00	1800.00	2000.00	-	-	1900.00	2000.00	1400.00	1550.00	1900.00	2000.00	-	-
Galle	950.00	1200.00	2000.00	2400.00	-	-	2000.00	2200.00	1200.00	1400.00	1600.00	2000.00	600.00	800.00
Tissamaharama	-	-	-	-	-	-	-	-	-	-	-	-	-	-
Meegoda	950.00	1200.00	1800.00	2000.00	-	-	2000.00	2400.00	1200.00	1400.00	1800.00	2400.00	800.00	800.00
Embilipitiya	1200.00	1300.00	2000.00	2200.00	-	-	2000.00	2250.00	1300.00	1600.00	2000.00	2250.00	700.00	950.00
Jaffna	1000.00	1100.00	2200.00	2400.00	3100.00	3250.00	2150.00	2300.00	1280.00	1350.00	1200.00	1300.00	-	-
Vavuniya	-	-	1700.00	1800.00	-	-	2000.00	2200.00	-	-	1200.00	1300.00	600.00	700.00
Mannar	1000.00	1000.00	1750.00	2400.00	-	-	1900.00	2000.00	1100.00	1200.00	850.00	900.00	750.00	850.00
Killinochchi	950.00	1000.00	2400.00	2500.00	-	-	2000.00	2200.00	1200.00	1300.00	1000.00	1100.00	800.00	850.00
Mullaittivu	1200.00	1350.00	2200.00	2450.00	-	-	-	-	-	-	-	-	600.00	700.00
Batticaloa	1000.00	1100.00	1900.00	2000.00	-	-	2400.00	2500.00	1200.00	1280.00	1200.00	1300.00	700.00	750.00
Trincomalee	1000.00	1050.00	2300.00	2360.00	-	-	-	-	1230.00	1250.00	1040.00	1060.00	740.00	760.00
Veyangoda	-	-	-	-	-	-	-	-	-	-	-	-	-	-
Galenbindunuwewa	-	-	-	-	-	-	-	-	-	-	-	-	-	-
Bandarawela	1000.00	1200.00	1800.00	1850.00	-	-	2000.00	2000.00	1500.00	1600.00	1600.00	1700.00	700.00	900.00
Matale	1000.00	1200.00	2300.00	2400.00	-	-	2100.00	2200.00	1500.00	1600.00	2000.00	2200.00	800.00	850.00

Table 13: Selected Markets: Retail Price of Meat (Rs/kg)

Week 33: 09 - 15 Aug 2024

LOCATIONS	Meat		Meat (Chicken)		Meat					
	Beef		Broiler	Curry	Mutton	Pork				
Colombo	2500.00	- 2600.00	1200.00	- 1280.00	1100.00	- 1300.00	3300.00	- 3600.00	1200.00	- 1500.00
Gampaha	-		1150.00	- 1220.00	1500.00	- 1500.00	3500.00	- 3500.00	1200.00	- 1200.00
Kurunegala	-		-		-		-		-	
Nikaweratiya	2100.00	- 2200.00	1150.00	- 1200.00	-		-		1280.00	- 1280.00
Dambulla	-		1150.00	- 1200.00	-		-		1400.00	- 1500.00
Anuradhapura	2300.00	- 2400.00	1100.00	- 1200.00	1250.00	- 1400.00	-		1300.00	- 1450.00
Thambuththegama	-		1100.00	- 1200.00	-		-		1500.00	- 1500.00
Polonnaruwa	2100.00	- 2200.00	1150.00	- 1200.00	1280.00	- 1300.00	3000.00	- 3100.00	1800.00	- 1800.00
Kaluthara	-		-		-		-		-	
Badulla	2100.00	- 2100.00	1300.00	- 1350.00	-		2900.00	- 2900.00	-	
Keppetipola	2100.00	- 2200.00	1100.00	- 1200.00	1250.00	- 1300.00	3000.00	- 3100.00	-	
Moneragala	2300.00	- 2300.00	1250.00	- 1400.00	1550.00	- 1650.00	-		1500.00	- 1600.00
Kegalle	2300.00	- 2300.00	1180.00	- 1290.00	-		3100.00	- 3100.00	1450.00	- 1550.00
Ampara	-		-		-		-		1650.00	- 1700.00
Dehiattakandiya	-		1180.00	- 1200.00	-		-		1290.00	- 1400.00
Nuwaraeliya	2200.00	- 2300.00	1100.00	- 1200.00	1240.00	- 1300.00	3200.00	- 3300.00	1450.00	- 1500.00
Kandy	-		-		-		-		-	
Puttalam	2400.00	- 2400.00	1200.00	- 1200.00	1500.00	- 1500.00	3600.00	- 3600.00	-	
Hambantota	-		1300.00	- 1300.00	1250.00	- 1350.00	-		-	
Rathnapura	2400.00	- 2400.00	1250.00	- 1270.00	1250.00	- 1380.00	3200.00	- 3200.00	1300.00	- 1300.00
Matara	-		1270.00	- 1310.00	-		-		-	
Galle	2300.00	- 2400.00	1150.00	- 1250.00	1350.00	- 1400.00	3300.00	- 3400.00	-	
Tissamaharama	-		-		-		-		-	
Meegoda	-		1120.00	- 1250.00	1350.00	- 1400.00	-		1250.00	- 2040.00
Embilipitiya	2150.00	- 2200.00	1080.00	- 1100.00	1200.00	- 1320.00	2900.00	- 3000.00	1350.00	- 1500.00
Jaffna	2000.00	- 2100.00	1200.00	- 1250.00	1500.00	- 1550.00	3450.00	- 3600.00	-	
Vavuniya	2000.00	- 2150.00	1350.00	- 1400.00	1500.00	- 1600.00	2900.00	- 3000.00	-	
Mannar	2000.00	- 2200.00	1250.00	- 1350.00	1650.00	- 1700.00	-		-	
Killinochchi	2000.00	- 2050.00	1240.00	- 1300.00	1650.00	- 1700.00	3400.00	- 3500.00	-	
Mullaittivu	1700.00	- 1750.00	1350.00	- 1400.00	-		-		-	
Batticaloa	2000.00	- 2000.00	1180.00	- 1200.00	1400.00	- 1500.00	3400.00	- 3500.00	-	
Trincomalee	2130.00	- 2150.00	1200.00	- 1240.00	1840.00	- 1860.00	3450.00	- 3500.00	-	
Veyangoda	-		-		-		-		-	
Galenbindunuwewa	-		-		-		-		-	
Bandarawela	-		1200.00	- 1250.00	1500.00	- 1600.00	2800.00	- 2800.00	-	
Matale	2000.00	- 2200.00	1180.00	- 1200.00	1350.00	- 1400.00	2900.00	- 3000.00	1400.00	- 1600.00

Table 14: Colombo: Wholesale Prices (Rs/kg or Rs/piece)

Week 33: 09 - 15 Aug 2024

COMMODITY	Range	Average Price			Change Compared to		COMMODITY	Range	Average Price			Change Compared to	
		This Week	Last Week	Last Year	Last Week (%)	Last Year (%)			This Week	Last Week	Last Year	Last Week (%)	Last Year (%)
<u>Rice</u>													
Local													
Samba 1	230.00 - 235.00	232.00	234.00	207.50	-0.85	11.81	Large	105.00 - 120.00	111.67	107.78	93.75	3.61	19.11
Samba 2	220.00 - 228.00	224.00	226.57	198.50	-1.13	12.85	Small	90.00 - 100.00	95.56	94.00	76.88	1.65	24.30
Keeri Samba	240.00 - 310.00	275.00	283.75	260.00	-3.08	5.77	<u>Fruits (Rs/fruit)</u>						
Nadu 1	210.00 - 215.00	211.40	211.90	177.50	-0.24	19.10	Plantain						
Nadu 2	205.00 - 207.00	206.00	206.00	170.00	0.00	21.18	Ambul (Rs/kg)	150.00 - 200.00	173.00	171.00	164.62	1.17	5.09
Raw (Red)	185.00 - 195.00	191.00	194.30	145.00	-1.70	31.72	Kolikuttu (Rs/kg)	300.00 - 380.00	339.00	439.00	431.67	-22.78	-21.47
Raw (White)	195.00 - 210.00	202.00	202.50	169.50	-0.25	19.17	Seeni (Rs/kg)	120.00 - 160.00	143.00	148.00	137.50	-3.38	4.00
Imported													
Samba	270.00 - 280.00	275.83	276.67		-0.30		Anamalu	32.00 - 37.00	34.60	33.50	28.17	3.28	22.84
Nadu							Ambun	37.00 - 42.00	39.60	38.50	33.67	2.86	17.62
Raw (Red)							Papaw(Rs/kg)	100.00 - 180.00	146.67	137.50	164.17	6.67	-10.66
Raw (White)							Passion Fruit	40.00 - 50.00	43.75	41.11	53.82	6.42	-18.71
<u>Dried Chillies</u>													
Imported	700.00 - 800.00	750.00	753.75	1029.00	-0.50	-27.11	Pineapple Large	500.00 - 580.00	545.00	580.00	1012.50	-6.03	-46.17
<u>Onion</u>													
Sinnan	180.00 - 200.00	193.33	210.00	166.00	-7.94	16.47	Pineapple Medium	400.00 - 480.00	445.00	480.00	805.00	-7.29	-44.72
Vedalan	230.00 - 320.00	281.25	337.50	264.00	-16.67	6.53	Pineapple Small	250.00 - 350.00	300.00	347.50	621.25	-13.67	-51.71
Imported			255.00				Mango						
<u>Big Onion</u>													
Imported	165.00 - 240.00	202.78	186.11	147.50	8.96	37.48	Betti	-	-	-	-	-	-
Local													
<u>Potato</u>													
Welimada	300.00 - 320.00	310.00	355.00		-12.68		Karthakolomban	270.00 - 320.00	292.00	245.00	291.67	19.18	0.11
N'Eliya	340.00 - 420.00	380.00	382.50	337.50	-0.65	12.59	Vilad	100.00 - 120.00	113.33	95.00	122.50	19.30	-7.48
Imported	130.00 - 180.00	162.86	170.71	197.50	-4.60	-17.54	Kohu	-	-	-	-	-	-
<u>Pulses</u>													
Green Gram	750.00 - 850.00	813.33	825.71	937.50	-1.50	-13.24	<u>Other</u>						
Cowpea (White)	750.00 - 850.00	788.33	812.86	869.44	-3.02	-9.33	Wood Apple	18.00 - 25.00	21.20	21.80	41.33	-2.75	-48.71
Cowpea (Red)	675.00 - 750.00	717.50	715.00	970.00	0.35	-26.03	Orange	80.00 - 100.00	87.50	95.56	47.50	-8.43	84.21
Red Dhal	260.00 - 270.00	264.44	270.00	271.00	-2.06	-2.42	Avocado	70.00 - 120.00	91.67	94.55	85.38	-3.04	7.36
<u>Vegetable</u>													
Beans (Butter)							Slime Apple	65.00 - 75.00	70.00	62.78	34.80	11.50	101.15
Beans(Green)	250.00 - 350.00	318.00	350.00	300.00	-9.14	6.00	Grapes (Imp., Rs/kg)	1150.00 - 1260.00	1202.50	1213.75	1225.00	-0.93	-1.84
Carrot	150.00 - 250.00	195.00	206.00	361.00	-5.34	-45.98	King Coconut	140.00 - 170.00	154.44	144.44	121.00	6.92	27.64
Leeks	180.00 - 280.00	227.00	276.00	114.00	-17.75	99.12	<u>Sea Fish</u>						
Beetroot	120.00 - 200.00	155.00	216.00	158.00	-28.24	-1.90	Salaya	120.00 - 350.00	258.57	345.00	435.00	-25.05	-40.56
Knolkhol	60.00 - 80.00	70.00	117.00	69.00	-40.17	1.45	Hurulla	400.00 - 600.00	545.71	757.50	794.00	-27.96	-31.27
Raddish	50.00 - 80.00	63.00	56.00	49.00	12.50	28.57	Balaya	550.00 - 900.00	722.50	801.67	884.00	-9.88	-18.27
Cabbage	130.00 - 220.00	175.45	247.00	130.00	-28.97	34.97	Kelawalla	800.00 - 1350.00	1085.00	1245.83	1377.00	-12.91	-21.21
Tomato	130.00 - 200.00	160.00	176.00	162.00	-9.09	-1.23	Thora	1600.00 - 2200.00	1958.33	2062.50	2495.00	-5.05	-21.51
Ladies Fingers	50.00 - 100.00	73.00	72.00	88.00	1.39	-17.05	Paraw	900.00 - 1350.00	1116.67	1325.83	1423.00	-15.78	-21.53
Brinjal	180.00 - 250.00	206.00	263.00	217.00	-21.67	-5.07	Mora	800.00 - 1000.00	905.00	985.00	979.00	-8.12	-7.56
Capsicum	400.00 - 700.00	550.00	700.00	252.00	-21.43	118.25	Shrimps	1550.00 - 1900.00	1617.69	1683.57	1814.00	-3.91	-10.82
Pumpkin	120.00 - 140.00	129.00	128.00	106.00	0.78	21.70	Thalalpath	1200.00 - 1800.00	1554.17	1950.00	2025.00	-20.30	-23.25
Cucumber	20.00 - 50.00	33.00	32.00	54.00	3.13	-38.89	<u>Eggs</u>						
Bitter Gourd	150.00 - 200.00	171.00	168.00	161.00	1.79	6.21	Brown	39.00 - 43.00	40.75	43.38	43.00	-6.05	-5.23
Snake Gourd	180.00 - 200.00	190.00	168.00	135.00	13.10	40.74	White	37.00 - 40.00	38.38	40.31	44.50	-4.81	-13.76
Drumstick	40.00 - 120.00	79.29	71.54	186.36	10.83	-57.46	<u>Dried Fish</u>						
Luffa	150.00 - 200.00	176.00	172.00	108.00	2.33	62.96	Sprats	1200.00 - 1350.00	1279.17	1651.67	2203.00	-22.55	-41.94
Long Beans	150.00 - 200.00	181.00	150.00	126.00	20.67	43.65	Sprats (Imported)	800.00 - 900.00	845.00	897.50	992.50	-5.85	-14.86
Ash Plantain	200.00 - 250.00	232.00	226.00	161.00	2.65	44.10	Kattawa	-	-	-	-	-	-
Green Chillies	200.00 - 400.00	290.00	430.00	450.00	-32.56	-35.56	Kattawa (Imported)	1250.00 - 1350.00	1286.67	1300.00	1576.00	-1.03	-18.36
Lime	300.00 - 400.00	332.00	375.00	542.00	-11.47	-38.75	Thora	-	-	-	-	-	-
<u>Root Crops</u>													
Sweet Potato	120.00 - 140.00	131.11	127.78	103.00	2.61	27.29	Thora (Imported)	-	-	-	-	-	-
Manioc	100.00 - 120.00	105.00	102.22	129.00	2.72	-18.60	Mora	1700.00 - 1800.00	1751.67	1788.33	1820.00	-2.05	-3.75
<u>Leafy Vegetable</u>													
Mukunuwenna	30.00 - 35.00	32.50	42.50	45.00	-23.53	-27.78	Mora (Imported)	-	-	-	-	-	-
Kankun	30.00 - 35.00	32.50	42.50	45.00	-23.53	-27.78	Balaya	1000.00 - 1100.00	1055.00	1000.83	1426.00	5.41	-26.02
Gotukola (Rs/kg)	220.00 - 320.00	272.50	315.56	290.00	-13.64	-6.03	Balaya (Imported)	-	-	-	-	-	-
							Anguluwa	-	-	-	-	-	-
							Anguluwa (Imported)	1400.00 - 1500.00	1444.17	1469.17	1500.00	-1.70	-3.72
							Maduwa	1250.00 - 1450.00	1336.67	1371.67	1613.00	-2.55	-17.13
							Maduwa (Imported)	-	-	-	-	-	-
							Koduwa	-	-	-	-	-	-
							Koduwa (Imported)	-	-	-	-	-	-
							Salaya	400.00 - 500.00	450.83	373.64	689.00	20.66	-34.57
							Salaya (Imported)	-	-	-	-	-	-

This Week: Week 33: 09 - 15 Aug 2024
Last Week: Week 32: 02 - 08 Aug 2024

Table 15: Colombo &Suburbs: Retail Prices (Rs/kg or Rs/piece)

Week 33: 09 - 15 Aug 2024

COMMODITY	Range	Average Price			Change Compared to		COMMODITY	Range	Average Price			Change Compared to		
		This Week	Last Week	Last Year	Last Week (%)	Last Year (%)			This Week	Last Week	Last Year	Last Week (%)	Last Year (%)	
<u>Rice</u>														
<u>Local</u>														
Samba 1	230.00 - 270.00	251.03	251.29	228.97	-0.26	9.64	<u>Coconut</u>						0.68	15.88
Samba 2	-	-	-	214.29	-	-	Large	115.00 - 135.00	127.76	127.08	110.25	-	-	
Keeri Samba	300.00 - 360.00	339.05	348.80	269.38	-9.75	25.86	Small	100.00 - 110.00	106.67	106.09	86.83	0.58	22.84	
Nadu 1	210.00 - 230.00	224.29	224.23	216.67	0.05	3.52	<u>Fruits (Rs/fruit)</u>						-	-
Nadu 2	-	-	-	196.05	-	-	<u>Plantain</u>						-	-
Raw (Red)	190.00 - 220.00	206.73	207.59	162.59	-0.86	27.15	Ambul (Rs/kg)	180.00 - 300.00	236.97	232.11	227.67	4.86	4.09	
Raw (White)	200.00 - 220.00	215.38	215.83	184.26	-0.45	16.89	Kolikuttu (Rs/kg)	400.00 - 600.00	518.53	537.22	504.29	-18.69	2.82	
<u>Imported</u>														
Samba	280.00 - 320.00	294.29	294.55	239.38	-0.26	22.94	Seeni (Rs/kg)	170.00 - 280.00	225.00	226.39	206.18	-1.39	9.13	
Nadu	-	-	-	-	-	-	Anamalu	40.00 - 54.00	47.29	45.23	34.09	2.06	38.72	
Raw (Red)	-	-	-	-	-	-	Ambun	60.00 - 76.00	68.67	65.93	43.76	2.74	56.90	
Raw (White)	-	-	-	214.09	-	-	Papaw(Rs/kg)	200.00 - 320.00	247.71	238.24	231.56	9.48	6.98	
<u>Dried Chillies</u>														
Imported	800.00 - 1200.00	1005.56	1005.36	1296.92	0.20	-22.47	Passion Fruit	60.00 - 80.00	74.71	75.53	74.06	-0.82	0.87	
<u>Onion</u>														
Sinnan	-	-	-	-	-	-	Pineapple Large	650.00 - 800.00	744.35	750.00	1191.58	-5.65	-37.53	
Vedalan	400.00 - 520.00	464.60	508.00	420.00	-43.40	10.62	Pineapple Medium	540.00 - 600.00	587.14	596.67	938.68	-9.52	-37.45	
Imported	400.00 - 430.00	406.25	420.00	-	-13.75	-	Pineapple Small	350.00 - 480.00	442.22	446.09	728.95	-3.86	-39.33	
<u>Big Onion</u>														
Imported	200.00 - 300.00	253.71	252.97	163.17	0.74	55.49	<u>Mango</u>						-	-
<u>Local</u>														
<u>Potato</u>														
Welimada	-	-	-	-	-	-	Betti	-	-	-	-	-	-	
N'Eliya	420.00 - 560.00	501.43	509.00	430.00	-7.57	16.61	Karthakolomban	460.00 - 500.00	492.00	415.00	346.67	77.00	41.92	
Imported	220.00 - 280.00	248.00	253.18	222.50	-5.18	11.46	Vilad	120.00 - 200.00	146.67	130.00	142.78	16.67	2.72	
<u>Pulses</u>														
Green Gram	950.00 - 1400.00	1193.75	1260.00	1167.20	-66.25	2.27	Kohu	-	-	-	-	-	-	
Cowpea (White)	850.00 - 1200.00	1043.18	1059.09	1116.67	-15.91	-6.58	<u>Other</u>						-	-
Cowpea (Red)	800.00 - 1200.00	1023.40	1015.22	1133.68	8.18	-9.73	Wood Apple	36.00 - 100.00	64.46	66.57	84.84	-2.11	-24.02	
Red Dhal	280.00 - 360.00	319.26	323.60	323.23	-4.34	-1.23	Orange	100.00 - 160.00	143.53	145.79	87.88	-2.26	63.33	
<u>Vegetable</u>														
Beans (Butter)	-	-	-	-	-	-	Avocado	100.00 - 200.00	157.39	162.69	99.43	-5.30	58.30	
Beans(Green)	300.00 - 560.00	444.38	519.68	420.29	-75.30	5.73	Slime Apple	100.00 - 160.00	131.33	130.91	81.60	0.42	60.95	
Carrot	240.00 - 460.00	360.94	389.29	480.59	-28.35	-24.90	Grapes (Imp., Rs/kg)	1500.00 - 2500.00	2080.95	2205.00	2185.00	-124.05	-4.76	
Leeks	350.00 - 480.00	416.33	476.79	253.24	-60.45	64.41	King Coconut	160.00 - 220.00	193.67	190.00	147.41	3.67	31.38	
Beetroot	180.00 - 400.00	323.87	400.71	251.67	-76.84	28.69	<u>Sea Fish</u>						-	-
Knolkhol	150.00 - 320.00	245.36	285.00	208.97	-39.64	17.42	Salaya	200.00 - 680.00	422.00	544.21	657.39	-122.21	-35.81	
Raddish	120.00 - 320.00	217.33	209.31	183.94	8.02	18.15	Hurulla	580.00 - 900.00	761.43	882.31	966.11	-120.88	-21.19	
Cabbage	260.00 - 480.00	370.67	416.79	255.71	-46.12	44.95	Balaya	650.00 - 1200.00	966.36	1085.71	1274.38	-119.35	-24.17	
Tomato	220.00 - 400.00	318.71	363.33	295.76	-44.62	7.76	Kelawalla	1000.00 - 2400.00	1811.67	2291.18	2275.00	-479.51	-20.37	
Ladies Fingers	160.00 - 340.00	263.33	255.00	226.18	8.33	16.43	Thora	2200.00 - 3800.00	2952.63	3094.12	3526.67	-141.49	-16.28	
Brijjal	260.00 - 480.00	359.38	400.00	336.76	-40.63	6.71	Paraw	1100.00 - 2400.00	1833.33	2026.47	2405.56	-193.14	-23.79	
Capsicum	540.00 - 1200.00	842.81	1068.33	439.71	-225.52	91.67	Mora	1050.00 - 1400.00	1160.00	1433.33	1732.50	-273.33	-33.04	
Pumpkin	160.00 - 360.00	257.19	243.93	190.33	13.26	35.12	Shrimps	1800.00 - 2100.00	1905.56	1990.59	2070.67	-85.03	-7.97	
Cucumber	100.00 - 240.00	165.18	164.67	146.97	0.51	12.39	Thalpath	1500.00 - 3200.00	2637.50	2877.50	3015.79	-240.00	-12.54	
Bitter Gourd	240.00 - 460.00	336.45	367.19	341.14	-30.74	-1.38	<u>Eggs</u>						-	-
Snake Gourd	250.00 - 400.00	330.36	333.87	274.55	-3.51	20.33	Brown	42.00 - 44.00	42.80	45.81	47.37	-3.01	-9.64	
Drumstick	200.00 - 400.00	295.81	300.00	348.28	-4.19	-15.07	White	39.00 - 41.00	40.20	43.00	45.75	-2.80	-12.13	
Luffa	260.00 - 400.00	332.59	311.29	274.19	21.30	21.30	<u>Dried Fish</u>						-	-
Long Beans	230.00 - 420.00	337.14	310.71	261.38	26.43	28.99	Sprats	2000.00 - 2200.00	2111.76	2200.00	2307.14	-88.24	-8.47	
Ash Plantain	240.00 - 400.00	322.33	310.80	281.18	11.53	14.64	Sprats (Imported)	1000.00 - 1300.00	1183.33	1197.37	1228.33	-14.04	-3.66	
Green Chillies	300.00 - 800.00	584.52	668.52	621.43	-84.00	-5.94	Kattawa	1800.00 - 2400.00	2057.89	2061.90	2425.00	-4.01	-15.14	
Lime	480.00 - 850.00	670.71	719.66	805.16	-48.94	-16.70	Thora	-	-	-	-	-	-	
<u>Root Crops</u>														
Sweet Potato	160.00 - 360.00	278.00	260.34	205.14	17.66	35.52	Mora	2000.00 - 2600.00	2368.42	2390.48	2374.07	-22.06	-0.24	
Manioc	140.00 - 320.00	209.31	202.00	195.33	7.31	7.16	Balaya	1200.00 - 1800.00	1555.56	1610.53	2025.93	-54.97	-23.22	
<u>Leafy Vegetable</u>														
Mukunuwenna	50.00 - 80.00	74.55	74.79	73.03	-0.25	2.07	Anguluwa	1800.00 - 2400.00	2081.82	2242.86	2218.75	-161.04	-6.17	
Kankun	50.00 - 80.00	74.55	74.79	73.03	-0.25	2.07	Maduwa	-	-	-	-	-	-	
Gotukola	100.00 - 140.00	116.67	120.00	100.57	-3.33	16.00	Koduwa	-	-	-	-	-	-	
<u>Meat</u>														
<u>Beef (without Bones)</u>														
<u>Chicken (Broiler)</u>														
<u>Chicken (Curry)</u>														
<u>Mutton</u>														
<u>Pork</u>														

This Week: Week 33: 09 - 15 Aug 2024
Last Week: Week 32: 02 - 08 Aug 2024

Table 16: Farmgate/Producer Prices of Food Commodities in Selected Producing Areas (Rs/kg)

Week 33: 09 - 15 Aug 2024

COMMODITY	Range	Average Price	COMMODITY	Range	Average Price	COMMODITY	Range	Average Price
<u>Paddy</u>			<u>Vegetable (Up Country)</u>			<u>Snake Gourd</u>		
Short Grain			Beans			Dambulla	100.00 - 130.00	118.00
A'pura	110.00 - 113.00	111.20	Dambulla	340.00 - 380.00	357.50	Hambantota	150.00 - 150.00	150.00
P'naruwa	114.00 - 117.00	115.50	Welimada	350.00 - 360.00	356.00	Embilipitiya	150.00 - 180.00	165.00
Kalawewa	110.00 - 117.00	114.25	Badulla	200.00 - 250.00	237.50	Matara	-	
Kurunegala	-		Carrot			A'pura	140.00 - 160.00	148.00
Dehiattakandiya	110.00 - 114.50	111.83	N'Eliya	235.00 - 245.00	241.00	Luffa		
Nikaweratiya	100.00 - 115.00	106.50	Welimada	170.00 - 180.00	176.00	Dambulla	110.00 - 140.00	126.00
Ampara	115.00 - 116.00	115.50	Hanguranketha	-		Hambantota	180.00 - 180.00	180.00
Long Grain (White)			Leeks			Embilipitiya	150.00 - 180.00	164.00
A'pura	115.00 - 118.00	116.20	N'Eliya	235.00 - 245.00	241.00	Matara	-	
P'naruwa	120.00 - 121.00	120.33	Welimada	225.00 - 235.00	231.00	A'pura	140.00 - 160.00	148.00
Kalawewa	110.00 - 117.00	114.50	Beetroot			Green Chillies		
Kurunegala	-		N'Eliya	130.00 - 140.00	134.00	Dambulla	290.00 - 330.00	308.00
Dehiattakandiya	117.00 - 121.00	119.00	Dambulla	90.00 - 110.00	100.00	Hambantota	350.00 - 360.00	355.00
Embilipitiya	-		Kurunegala	-		Embilipitiya	270.00 - 300.00	288.00
Nikaweratiya	100.00 - 115.00	106.50	Welimada	100.00 - 120.00	108.00	Puttalam	-	
Hambantota	-		Hanguranketha	-		A'pura	350.00 - 380.00	362.00
Ampara	116.00 - 116.00	116.00	Knol Khol			Pumpkin		
Long Grain (Red)			N'Eliya	50.00 - 65.00	59.00	Dambulla	100.00 - 120.00	107.00
Matara	105.00 - 108.00	106.00	Welimada	35.00 - 45.00	41.00	Hambantota	130.00 - 130.00	130.00
Hambantota	100.00 - 115.00	108.33	Hanguranketha	-		Embilipitiya	80.00 - 50.00	96.00
Embilipitiya	110.00 - 112.00	111.25	Raddish			Matara	-	
Keeri Samba			N'Eliya	20.00 - 25.00	23.00	A'pura	100.00 - 150.00	112.00
A'pura	113.00 - 118.00	115.00	Welimada	16.00 - 20.00	18.40	Moneragala	80.00 - 180.00	88.00
P'naruwa	115.00 - 117.00	116.17	Hambantota	-		Cucumber		
Kalawewa	-		Hanguranketha	-		A'pura	30.00 - 40.00	34.00
Kurunegala	-		Cabbage			Dambulla	20.00 - 30.00	25.00
Dehiattakandiya	112.00 - 116.00	113.67	N'Eliya	180.00 - 195.00	188.00	Hambantota	40.00 - 50.00	45.00
Red Onion			Welimada	130.00 - 140.00	136.00	Matara	25.00 - 30.00	28.25
Puttalam	-		Badulla	150.00 - 150.00	150.00	Long Beans		
Jaffna	280.00 - 320.00	302.00	Hanguranketha	-		Dambulla	110.00 - 145.00	134.17
Big Onion			Tomato			Hambantota	150.00 - 180.00	165.00
Dambulla	-		Welimada	100.00 - 140.00	124.00	Embilipitiya	200.00 - 220.00	207.50
Kalawewa	-		Hambantota	150.00 - 160.00	155.00	Matara	120.00 - 150.00	135.00
A'pura	-		Dambulla	110.00 - 135.00	124.00	A'pura	180.00 - 200.00	188.00
Potato			Hanguranketha	-		Ash Plantain		
N'Eliya	360.00 - 370.00	365.00	<u>Vegetable (Low Country)</u>			Hambantota	-	
Badulla	-		Ladies Fingers			Embilipitiya	150.00 - 170.00	160.00
Welimada	330.00 - 370.00	350.00	A'pura	60.00 - 70.00	64.00	Matara	140.00 - 160.00	152.50
<u>Pulses</u>			Dambulla	40.00 - 55.00	49.00	Lime		
Green Gram			Hambantota	70.00 - 80.00	75.00	Hambantota	-	
Hambantota	-		Embilipitiya	50.00 - 60.00	55.00	Embilipitiya	300.00 - 340.00	322.50
Moneragala	500.00 - 550.00	520.00	Matara	100.00 - 120.00	112.50	Moneragala	350.00 - 380.00	362.00
Embilipitiya	600.00 - 620.00	610.00	Brinjal			<u>Fruits (Rs/kg)</u>		
Nikaweratiya	550.00 - 600.00	587.50	A'pura	200.00 - 240.00	216.00	Banana		
A'pura	500.00 - 550.00	525.00	Dambulla	152.50 - 190.00	171.00	Ambul		
Cowpea			Hambantota	160.00 - 180.00	170.00	Moneragala	70.00 - 80.00	74.00
Hambantota	-		Embilipitiya	150.00 - 200.00	172.00	Embilipitiya	100.00 - 120.00	107.50
Nikaweratiya	550.00 - 600.00	566.67	Matara	120.00 - 140.00	130.00	Hambantota	-	
Moneragala	550.00 - 600.00	570.00	Welimada	170.00 - 180.00	176.00	Kolikuttu		
Embilipitiya	700.00 - 720.00	710.00	Capsicum			Moneragala	200.00 - 250.00	220.00
Maize			Badulla	-		Embilipitiya	200.00 - 270.00	237.50
A'pura	-		Welimada	650.00 - 680.00	662.50	Hambantota	-	
Kalawewa	-		Bitter Gourd			Papaw		
Gingelly			A'pura	180.00 - 200.00	188.00	Moneragala	100.00 - 110.00	104.00
A'pura	480.00 - 500.00	490.00	Dambulla	110.00 - 140.00	127.00	Embilipitiya	150.00 - 160.00	153.75
Kalawewa	-		Hambantota	-		Hambantota	-	
Black Gram			Embilipitiya	200.00 - 290.00	240.00	Pineapple		
A'pura	-		Matara	130.00 - 150.00	142.50	Divulapitiya	-	
Kalawewa	-							

Annex 01 - Colombo Markets: Retail Prices of Rice and Subsidiary Food Crops (Rs/kg)

Week 33: 09 - 15 Aug 2024

28

CROP	PELIYAGODA	MAHARAGAMA	KIRULAPONE	NUGEGODA	NARAHENPITA	DEMATAGODA	THOTALANGA	KADAWATHA	KIRIBATHGODA
<u>Rice</u>									
Local									
Samba 1	250.00 - 260.00	230.00 - 270.00	230.00 - 270.00	230.00 - 260.00	260.00 - 270.00	230.00 - 270.00	240.00 - 270.00	230.00 - 260.00	230.00 - 270.00
Samba 2	-	-	-	-	-	-	-	-	-
Keeri Samba	300.00 - 350.00	320.00 - 360.00	300.00 - 360.00	340.00 - 360.00	-	320.00 - 360.00	300.00 - 340.00	360.00 - 360.00	340.00 - 360.00
Nadu 1	220.00 - 220.00	210.00 - 230.00	220.00 - 230.00	220.00 - 230.00	220.00 - 230.00	220.00 - 230.00	230.00 - 230.00	220.00 - 230.00	220.00 - 230.00
Nadu 2	-	-	-	-	-	-	-	-	-
Raw (Red)	200.00 - 210.00	200.00 - 200.00	190.00 - 220.00	200.00 - 220.00	200.00 - 210.00	205.00 - 220.00	200.00 - 220.00	210.00 - 210.00	200.00 - 210.00
Raw (White)	200.00 - 220.00	210.00 - 220.00	210.00 - 220.00	220.00 - 220.00	210.00 - 220.00	210.00 - 220.00	210.00 - 220.00	210.00 - 220.00	210.00 - 220.00
Imported									
Samba	280.00 - 300.00	-	280.00 - 280.00	300.00 - 320.00	310.00 - 320.00	290.00 - 300.00	280.00 - 310.00	290.00 - 290.00	280.00 - 290.00
Nadu	-	-	-	-	-	-	-	-	-
Raw (Red)	-	-	-	-	-	-	-	-	-
Raw (White)	-	-	-	-	-	-	-	-	-
<u>Dried Chillies</u>									
Imported	800.00 - 850.00	1050.00 - 1200.00	900.00 - 1200.00	950.00 - 1200.00	950.00 - 1000.00	950.00 - 1100.00	900.00 - 1000.00	1000.00 - 1100.00	1000.00 - 1000.00
<u>Red Onion</u>									
Sinnan	-	-	-	-	-	-	-	-	-
Vedalan	460.00 - 520.00	400.00 - 465.00	470.00 - 480.00	480.00 - 500.00	460.00 - 480.00	480.00 - 480.00	400.00 - 500.00	400.00 - 460.00	400.00 - 500.00
Imported	400.00 - 430.00	-	400.00 - 400.00	-	-	400.00 - 400.00	-	-	-
<u>Big Onion</u>									
Imported	200.00 - 260.00	260.00 - 300.00	200.00 - 280.00	240.00 - 300.00	270.00 - 300.00	200.00 - 280.00	200.00 - 280.00	200.00 - 260.00	200.00 - 260.00
Local	-	-	-	-	-	-	-	-	-
<u>Potato</u>									
Welimada	-	-	-	-	-	-	-	-	-
N'Eliya	420.00 - 460.00	480.00 - 560.00	460.00 - 490.00	520.00 - 550.00	520.00 - 560.00	-	500.00 - 550.00	480.00 - 520.00	-
Imported	220.00 - 260.00	250.00 - 260.00	240.00 - 260.00	240.00 - 260.00	240.00 - 280.00	240.00 - 280.00	220.00 - 240.00	240.00 - 280.00	220.00 - 240.00
<u>Pulses</u>									
Green Gram	950.00 - 1100.00	1200.00 - 1300.00	1000.00 - 1250.00	1000.00 - 1350.00	1000.00 - 1400.00	1100.00 - 1400.00	950.00 - 1000.00	1350.00 - 1400.00	1400.00 - 1400.00
Cowpea (White)	850.00 - 950.00	1150.00 - 1200.00	1100.00 - 1200.00	1000.00 - 1200.00	950.00 - 1100.00	-	950.00 - 1000.00	850.00 - 1200.00	1100.00 - 1200.00
Cowpea (Red)	800.00 - 900.00	1150.00 - 1200.00	1000.00 - 1200.00	1000.00 - 1200.00	885.00 - 1100.00	950.00 - 1200.00	950.00 - 1000.00	850.00 - 1200.00	1100.00 - 1200.00
Red Dhal	290.00 - 320.00	300.00 - 360.00	280.00 - 320.00	320.00 - 360.00	320.00 - 360.00	290.00 - 310.00	300.00 - 320.00	300.00 - 320.00	340.00 - 360.00

Annex 02 - Colombo Markets: Retail Prices of Vegetables (Rs/kg) and Coconut (Rs/nut)

Week 33: 09 - 15 Aug 2024

29

CROP	PELIYAGODA	MAHARAGAMA	KIRULAPONE	NUGEGODA	NARAHENPITA	DEMATAGODA	THOTALANGA	KADAWATHA	KIRIBATHGODA
<u>Vegetable</u>									
Beans	400.00 - 450.00	540.00 - 560.00	520.00 - 530.00	400.00 - 480.00	420.00 - 560.00	460.00 - 550.00	300.00 - 400.00	360.00 - 400.00	300.00 - 340.00
Carrot	320.00 - 400.00	440.00 - 460.00	400.00 - 420.00	380.00 - 460.00	320.00 - 430.00	320.00 - 400.00	240.00 - 280.00	240.00 - 260.00	320.00 - 360.00
Leeks	400.00 - 420.00	450.00 - 480.00	460.00 - 480.00	400.00 - 460.00	400.00 - 450.00	360.00 - 400.00	350.00 - 360.00	360.00 - 420.00	360.00 - 400.00
Beetroot	250.00 - 280.00	360.00 - 400.00	320.00 - 400.00	340.00 - 400.00	320.00 - 360.00	320.00 - 340.00	180.00 - 200.00	320.00 - 340.00	280.00 - 400.00
Knolkhol	150.00 - 180.00	320.00 - 320.00	240.00 - 320.00	300.00 - 320.00	240.00 - 260.00	280.00 - 320.00	180.00 - 240.00	200.00 - 260.00	220.00 - 260.00
Raddish	120.00 - 180.00	280.00 - 320.00	240.00 - 320.00	320.00 - 320.00	180.00 - 220.00	160.00 - 180.00	160.00 - 220.00	220.00 - 260.00	160.00 - 200.00
Cabbage	260.00 - 300.00	440.00 - 480.00	400.00 - 480.00	400.00 - 440.00	320.00 - 400.00	320.00 - 420.00	300.00 - 340.00	320.00 - 360.00	300.00 - 320.00
Tomato	220.00 - 260.00	320.00 - 400.00	380.00 - 400.00	320.00 - 400.00	280.00 - 340.00	320.00 - 400.00	220.00 - 260.00	280.00 - 320.00	280.00 - 300.00
Ladies Fingers	160.00 - 180.00	320.00 - 340.00	260.00 - 320.00	300.00 - 340.00	240.00 - 280.00	240.00 - 320.00	160.00 - 180.00	230.00 - 260.00	240.00 - 280.00
Brinjal	260.00 - 350.00	440.00 - 480.00	400.00 - 480.00	400.00 - 480.00	320.00 - 360.00	320.00 - 340.00	260.00 - 320.00	320.00 - 360.00	280.00 - 320.00
Capsicum	600.00 - 800.00	1000.00 - 1200.00	800.00 - 1200.00	800.00 - 900.00	800.00 - 1000.00	800.00 - 1200.00	700.00 - 800.00	680.00 - 760.00	540.00 - 560.00
Pumpkin	180.00 - 200.00	300.00 - 320.00	240.00 - 280.00	320.00 - 360.00	200.00 - 280.00	280.00 - 360.00	160.00 - 200.00	230.00 - 260.00	240.00 - 280.00
Cucumber	100.00 - 120.00	200.00 - 240.00	160.00 - 240.00	240.00 - 240.00	100.00 - 120.00	160.00 - 180.00	100.00 - 120.00	165.00 - 200.00	120.00 - 140.00
Bitter Gourd	240.00 - 260.00	360.00 - 400.00	320.00 - 460.00	400.00 - 460.00	260.00 - 320.00	320.00 - 360.00	260.00 - 320.00	280.00 - 320.00	320.00 - 340.00
Snake Gourd	250.00 - 280.00	360.00 - 400.00	320.00 - 400.00	320.00 - 400.00	280.00 - 360.00	280.00 - 340.00	260.00 - 280.00	280.00 - 340.00	320.00 - 340.00
Drumstick	200.00 - 240.00	320.00 - 400.00	260.00 - 320.00	320.00 - 400.00	240.00 - 280.00	260.00 - 320.00	200.00 - 240.00	300.00 - 360.00	340.00 - 360.00
Luffa	280.00 - 320.00	320.00 - 400.00	340.00 - 400.00	320.00 - 400.00	260.00 - 300.00	-	260.00 - 300.00	320.00 - 340.00	360.00 - 400.00
Long Beans	230.00 - 300.00	400.00 - 420.00	280.00 - 400.00	320.00 - 400.00	320.00 - 360.00	-	240.00 - 300.00	320.00 - 400.00	320.00 - 340.00
Ash Plantain	260.00 - 300.00	360.00 - 400.00	320.00 - 400.00	320.00 - 400.00	300.00 - 360.00	300.00 - 340.00	280.00 - 300.00	280.00 - 320.00	240.00 - 280.00
Green Chillies	300.00 - 360.00	760.00 - 800.00	550.00 - 600.00	760.00 - 800.00	550.00 - 600.00	760.00 - 800.00	500.00 - 600.00	600.00 - 650.00	320.00 - 340.00
Lime	480.00 - 550.00	760.00 - 800.00	800.00 - 850.00	760.00 - 800.00	540.00 - 600.00	-	580.00 - 700.00	600.00 - 700.00	580.00 - 600.00
<u>Root Crops</u>									
Sweet Potato	160.00 - 220.00	240.00 - 280.00	260.00 - 320.00	320.00 - 360.00	240.00 - 280.00	360.00 - 360.00	180.00 - 200.00	340.00 - 360.00	340.00 - 360.00
Manioc	140.00 - 180.00	200.00 - 240.00	230.00 - 260.00	320.00 - 320.00	200.00 - 220.00	220.00 - 240.00	140.00 - 180.00	180.00 - 200.00	220.00 - 230.00
<u>Leafy Vegetable</u>									
Mukunuwenna	50.00 - 60.00	80.00 - 80.00	70.00 - 80.00	80.00 - 80.00	80.00 - 80.00	80.00 - 80.00	70.00 - 70.00	80.00 - 80.00	80.00 - 80.00
Kankun	50.00 - 60.00	80.00 - 80.00	70.00 - 80.00	80.00 - 80.00	80.00 - 80.00	80.00 - 80.00	70.00 - 70.00	80.00 - 80.00	80.00 - 80.00
Gotukola	100.00 - 100.00	120.00 - 120.00	120.00 - 120.00	120.00 - 120.00	120.00 - 120.00	120.00 - 120.00	120.00 - 120.00	120.00 - 140.00	110.00 - 120.00
<u>Coconut</u>									
Large	115.00 - 120.00	120.00 - 130.00	120.00 - 130.00	120.00 - 130.00	120.00 - 135.00	120.00 - 135.00	120.00 - 135.00	125.00 - 135.00	120.00 - 130.00
Small	100.00 - 110.00	100.00 - 110.00	100.00 - 110.00	110.00 - 110.00	100.00 - 110.00	100.00 - 105.00	100.00 - 110.00	105.00 - 110.00	105.00 - 110.00

Annex 03 - Colombo Markets: Retail Prices of Fruits (Rs/fruit)

Week 33: 09 - 15 Aug 2024

30

CROP	PELIYAGODA		MAHARAGAMA		KIRULAPONE		NUGEGODA		NARAHENPITA		DEMATAGODA		THOTALANGA		KADAWATHA		KIRIBATHGODA	
<i>Plantain</i>																		
Ambul (Rs/Kg)	230.00	250.00	260.00	260.00	280.00	300.00	240.00	240.00	230.00	280.00	200.00	230.00	180.00	200.00	230.00	240.00	200.00	260.00
Kolikuttu (Rs/Kg)	400.00	500.00	500.00	540.00	550.00	600.00	450.00	480.00	550.00	550.00	500.00	600.00	450.00	500.00	500.00	580.00	500.00	550.00
Seeni (Rs/Kg)	170.00	200.00	240.00	250.00	260.00	280.00	240.00	240.00	200.00	250.00	200.00	240.00	180.00	200.00	230.00	250.00	200.00	230.00
Anamalu	40.00	42.00	50.00	50.00	54.00	54.00	42.00	50.00	45.00	50.00	42.00	42.00	40.00	42.00	42.00	42.00	42.00	50.00
Ambun	60.00	70.00	70.00	72.00	70.00	76.00	70.00	70.00	60.00	70.00	60.00	60.00	60.00	72.00	70.00	70.00	70.00	76.00
<i>Pineapple</i>																		
Large	650.00	700.00	780.00	780.00	700.00	750.00	780.00	800.00	780.00	780.00	750.00	780.00	700.00	720.00	780.00	780.00	750.00	780.00
Medium	550.00	600.00	600.00	600.00	560.00	600.00	600.00	600.00	600.00	600.00	580.00	600.00	540.00	560.00	600.00	600.00	580.00	600.00
Small	350.00	400.00	480.00	480.00	480.00	480.00	480.00	480.00	480.00	480.00	460.00	480.00	440.00	480.00	400.00	460.00	460.00	480.00
<i>Mango</i>																		
Betti	-	-	-	-	-	-	-	-	-	-	-	-	-	-	-	-	-	-
Karthakolomban	460.00	500.00	-	-	-	-	500.00	500.00	-	-	-	-	-	-	-	-	-	-
Vilad	120.00	120.00	-	-	-	-	200.00	200.00	-	-	-	-	-	-	-	-	120.00	120.00
Kohu	-	-	-	-	-	-	-	-	-	-	-	-	-	-	-	-	-	-
<i>Other Fruits</i>																		
Wood Apple	36.00	50.00	80.00	80.00	80.00	100.00	80.00	100.00	40.00	60.00	60.00	70.00	40.00	40.00	40.00	50.00	70.00	80.00
Orange	100.00	120.00	160.00	160.00	160.00	160.00	160.00	160.00	140.00	160.00	125.00	125.00	140.00	140.00	-	-	160.00	160.00
Avocado	100.00	130.00	200.00	200.00	200.00	200.00	200.00	200.00	160.00	200.00	-	-	100.00	100.00	-	-	130.00	160.00
Slime Apple	100.00	120.00	120.00	120.00	140.00	160.00	140.00	160.00	110.00	120.00	-	-	-	-	-	-	120.00	120.00
Grapes (Rs/Kg)	1500.00	1500.00	2100.00	2400.00	2300.00	2500.00	2000.00	2400.00	1800.00	2000.00	-	-	2000.00	2000.00	2200.00	2400.00	1800.00	2000.00
Papaw (Rs/Kg)	200.00	220.00	280.00	300.00	300.00	320.00	240.00	280.00	200.00	280.00	250.00	300.00	200.00	250.00	220.00	250.00	200.00	250.00
Passion	65.00	70.00	-	-	80.00	80.00	70.00	80.00	75.00	80.00	75.00	80.00	-	-	60.00	60.00	60.00	75.00
King Coconut	160.00	200.00	200.00	220.00	200.00	220.00	200.00	200.00	180.00	200.00	200.00	220.00	160.00	220.00	180.00	200.00	160.00	200.00

Annex 04 - Colombo Markets: Retail Prices of Sea Fish and Dried Fish (Rs/kg)

Week 33: 09 - 15 Aug 2024

31

CROP	PELIYAGODA	MAHARAGAMA	KIRULAPONE	NUGEGODA	NARAHENPITA	DEMATAGODA	THOTALANGA	KADAWATHA	KIRIBATHGODA
<i>Sea Fish</i>									
Salaya	200.00 - 250.00	400.00 - 450.00	600.00 - 600.00	600.00 - 600.00	680.00 - 680.00	520.00 - 520.00	300.00 - 400.00	320.00 - 360.00	400.00 - 400.00
Hurulla	580.00 - 600.00	800.00 - 800.00	-	900.00 - 900.00	-	800.00 - 800.00	800.00 - 800.00	800.00 - 800.00	800.00 - 900.00
Balaya	650.00 - 780.00	1200.00 - 1200.00	-	-	800.00 - 800.00	-	1200.00 - 1200.00	1000.00 - 1000.00	1200.00 - 1200.00
Kelawalla	1000.00 - 1150.00	2000.00 - 2000.00	1800.00 - 2400.00	2400.00 - 2400.00	1960.00 - 1960.00	1600.00 - 1800.00	1500.00 - 1500.00	2000.00 - 2000.00	1500.00 - 1600.00
Thora	2200.00 - 2550.00	3000.00 - 3000.00	3600.00 - 3600.00	3600.00 - 3600.00	3800.00 - 3800.00	2800.00 - 2800.00	2800.00 - 2800.00	2800.00 - 2800.00	2800.00 - 2800.00
Paraw	1100.00 - 1200.00	2000.00 - 2000.00	2400.00 - 2400.00	2400.00 - 2400.00	2300.00 - 2300.00	2000.00 - 2400.00	1500.00 - 1500.00	1500.00 - 1600.00	1500.00 - 1500.00
Mora	1050.00 - 1150.00	-	-	-	-	1400.00 - 1400.00	-	-	-
Shrimps Small	1900.00 - 2100.00	1800.00 - 1800.00	1800.00 - 2100.00	1900.00 - 1900.00	1800.00 - 1800.00	1800.00 - 2000.00	1900.00 - 1900.00	1800.00 - 1800.00	1900.00 - 1900.00
Talapath	1500.00 - 2100.00	2800.00 - 2800.00	3200.00 - 3200.00	2800.00 - 2800.00	2800.00 - 2800.00	2800.00 - 2800.00	2600.00 - 2700.00	2800.00 - 2800.00	2800.00 - 3000.00
<i>Eggs (Rs/egg)</i>									
Brown	42.00 - 42.00	42.00 - 42.00	42.00 - 42.00	42.00 - 42.00	42.00 - 42.00	42.00 - 42.00	44.00 - 44.00	44.00 - 44.00	44.00 - 44.00
White	39.00 - 39.00	40.00 - 40.00	40.00 - 40.00	40.00 - 40.00	39.00 - 39.00	39.00 - 39.00	41.00 - 41.00	41.00 - 41.00	41.00 - 41.00
<i>Dried Fish</i>									
Sprats	2000.00 - 2000.00	2000.00 - 2000.00	2000.00 - 2200.00	2200.00 - 2200.00	2200.00 - 2200.00	2200.00 - 2200.00	2000.00 - 2100.00	2200.00 - 2200.00	-
Kattawa	1800.00 - 2000.00	1900.00 - 1900.00	2200.00 - 2200.00	2400.00 - 2400.00	1900.00 - 2000.00	2000.00 - 2000.00	2000.00 - 2000.00	2000.00 - 2000.00	2000.00 - 2200.00
Thora	-	-	-	-	-	-	-	-	-
Mora	2000.00 - 2200.00	2400.00 - 2400.00	2400.00 - 2600.00	2400.00 - 2400.00	2400.00 - 2400.00	2400.00 - 2400.00	2400.00 - 2400.00	2200.00 - 2400.00	2600.00 - 2600.00
Balaya	1200.00 - 1400.00	1400.00 - 1400.00	1600.00 - 1800.00	1800.00 - 1800.00	1600.00 - 1600.00	1600.00 - 1600.00	1400.00 - 1600.00	1600.00 - 1600.00	1800.00 - 1800.00
Anguluwa	1800.00 - 1800.00	1900.00 - 1900.00	2400.00 - 2400.00	2400.00 - 2400.00	2000.00 - 2000.00	2000.00 - 2000.00	2100.00 - 2100.00	2200.00 - 2200.00	-
Salaya	800.00 - 800.00	800.00 - 800.00	1000.00 - 1000.00	1000.00 - 1000.00	1000.00 - 1000.00	1000.00 - 1000.00	600.00 - 600.00	800.00 - 800.00	600.00 - 600.00
<i>Meat</i>									
Beef (without Bones)	2500.00 - 2500.00	2500.00 - 2500.00	2600.00 - 2600.00	2500.00 - 2500.00	2500.00 - 2500.00	-	2500.00 - 2500.00	2500.00 - 2500.00	-
Chicken (Broiler)	1250.00 - 1250.00	1280.00 - 1280.00	1280.00 - 1280.00	1280.00 - 1280.00	1280.00 - 1280.00	1200.00 - 1200.00	1260.00 - 1260.00	1220.00 - 1220.00	-
Chicken (Curry)	1100.00 - 1100.00	1250.00 - 1250.00	-	1280.00 - 1300.00	1200.00 - 1200.00	1200.00 - 1200.00	-	1200.00 - 1200.00	1300.00 - 1300.00
Mutton	3400.00 - 3400.00	3300.00 - 3300.00	3400.00 - 3400.00	3600.00 - 3600.00	3500.00 - 3500.00	3300.00 - 3300.00	3300.00 - 3300.00	3600.00 - 3600.00	3600.00 - 3600.00
Pork	1500.00 - 1500.00	1500.00 - 1500.00	1300.00 - 1300.00	1500.00 - 1500.00	1500.00 - 1500.00	-	1300.00 - 1300.00	1200.00 - 1200.00	1300.00 - 1300.00

Annex 05 : Food Composition of Selected Food Commodities

Commodity	Energy (kcal/100g)	Protein (g/100g)	Total fat (g/100g)	Retinol Eq (µ g/100g)	Vit B2 (mg/100g)	Vit B6 (mg/100g)	Folate (µg/100g)	Vit C (mg/100g)	Calcium (mg/100g)	Magnesium (mg/100g)	Iron (mg/100g)	Zinc (mg/100g)
Rice												
Rice - (white Kekulu - normal)	361	9.88	1.52	-	0.03	0.09	10.67	-	6.94	26.29	1.22	1.5
Rice - (white Kekulu Samba)	355	8.81	1.53	-	0.03	0.09	8.11	-	9.82	30.48	0.92	1.7
Rice - (Red Kekulu - normal)	366	8.64	2.12	-	0.05	0.1	8.39	-	4.73	31.7	0.88	1.84
Rice -Samba	369	6.86	2.45	-	0.05	0.13	12.79	-	8.71	37.26	1.18	1.49
Rice - Nadu White	366	7.76	1.48	-	0.03	0.12	9.35	-	4.57	20.1	0.64	1.61
Dried chilies												
	233	12.68	6.41	437	0.84	0.42	46.83	NA	107	231	5.39	1.65
Onion												
Big onions	48	1.67	0.24	0.16	0.01	0.1	32.99	7.58	14.82	16.94	0.45	0.25
Red onions	55	2.13	0.15	0.18	0.02	0.13	30.15	14.26	20.37	19.32	0.31	0.28
Potatoes												
	71	1.67	0.25		0.01	0.09	14.31	20.5	9.83	23.84	0.46	0.29
Pulses												
Green gram	290	21.97	0.93	19.5	0.28	0.33	135	NA	98.96	146	4.15	2.86
White cowpea	320	21.25	1.14	1.36	0.09	0.26	249	NA	84.1	213	5.04	3.57
Red cowpea	320	20.24	1.08	0.96	0.11	0.27	273	NA	81.83	194	4.95	3.4
Red Dhal	319	23.09	0.77	1.06	1.6	0.22	55	NA	41.27	66.63	7.45	3.34
Vegetables												
Beans	46	3.95	0.15	6.64	0.1	0.3	45.2	7.02	35.68	45.56	0.7	0.59
Carrot	30	0.85	0.45	1240	0.03	0.1	24.71	5.93	27.65	11.7	0.59	0.25
Leeks	30	1.74	0.49	18.56	0.02	0.19	42.63	4.65	29.28	11.77	1.49	0.43
Beetroot	31	2.12	0.15	1.52	0.01	0.09	108	4.51	20.29	34.88	0.77	0.29
Knolkhol	16	1.69	0.34		0.05	0.19	12.7	77.64	40.09	19.35	0.23	0.18
Radish	29	0.75	0.11		0.02	0.09	18.09	12.13	35.64	13.56	0.38	0.16
Cabbage	21	1.35	0.14	3.35	0.05	0.14	52.66	29.62	56.85	18.47	0.33	0.16

Tomatoes	20	0.88	0.56	165	0.03	0.09	20.16	25.58	9.69	14.93	0.31	0.12
Ladies fingers	26	2.06	0.19	12.41	0.08	0.28	70.62	24.48	92.26	55.23	0.96	0.44
Brinjal (Pandora Striped)	29	1.49	0.31	23	0.12	0.09	30.99	1.49	18.95	18	0.32	0.19
Brinjal (Chinese eggplant)	24	1.28	0.33	16.83	0.12	0.11	32.94	3.37	14.4	21.18	0.28	0.16
Capsicum	23	1.22	0.34	38.96	0.03	0.29	28.65	49.63	12.65	11.21	0.21	0.31
Pumpkin (Common)	31	0.86	0.3	30.41	0.02	0.09	17.72	8.73	18.75	9.93	0.49	0.25
Cucumber	19	0.98	0.24	0.58	0.01	0.08	19.66	4.08	22.1	18.22	0.67	0.21
Bitter gourd	19	1.47	0.23	55.08	0.05	0.06	53.1	46.89	25.19	35.81	1.75	0.26
Snake gourd (Dark green)	11	0.82	0.25	10.41	0.03	0.12	18.09	3.54	26.83	25.84	0.41	0.11
Snake gourd (Pale green)	11	0.89	0.25	5.14	0.03	0.07	16.52	2.85	27.11	21.77	0.47	0.2
Drumstick	30	2.48	0.12	3.13	0.06	0.12	60.48	92.33	22.27	28.51	0.5	0.26
Watakolu	12	0.86	0.15	59.33	0.01	0.07	25.48	6.41	14.67	14.01	4.42	0.45
Long beans	24	3.36	0.3	-	0.06	0.11	99.98	8.93	44.22	33.17	1.01	0.08
Ash Plantain	76	2.84	0.56	0.06	0.02	0.07	6.82	4.49	5.19	22.55	0.39	0.21
Green chillies	39	2.28	0.76	38.16	0.08	0.25	21.29	98.61	20.25	36.91	1.25	0.29
Limes	26	0.66	0.26	0.36	0.01	0.05	12.1	38.05	26	15.25	0.12	0.05
Kekiri	17	1.01	0.25	0.76	0.01	0.07	17.34	8.07	25.72	26.2	0.63	0.22
Ash pumpkin (Ash guord)	18	0.8	0.15		0.01	0.15	14.17	9.14	19.27	23.62	0.48	0.13
Cho-Cho	19	0.58	0.12	0.3	0.04	0.07	63.81	23.76	20.55	13.02	0.49	0.12
Thalana batu (Little prince)	21	1.28	0.39	24.33	0.12	0.09	38.63	2.4	12.38	19.62	0.31	0.22
Thalana batu (Thai eggplant)	21	1.45	0.26	18.33	0.11	0.09	31.18	2.71	17.24	37.22	0.37	0.24
Thibbatu	61	1.66	1.96	15.89	0.03	1.02	72.39	10.8	105	57.46	1.06	0.59
Kohila yams	27	0.64	0.16	1.72	0.01	0.14	4.64	1.67	52.33	33.95	0.61	1.62
Kehel muwa	19	1.36	0.63	4.27	0.02	0.12	40.51	8.16	35.09	31.43	0.38	0.39
Ambaralla	37	0.73	0.44	3.36	0.01	0.1	44.49	35.51	20.7	9.28	0.7	0.12
Mango	50	0.75	0.09	14.5	0.02	0.14	34.89	91.63	28.56	17.74	0.5	0.09
Mushroom	27	2.54	0.42	-	0.15	0.13	7.81	11.56	0.9	14.42	1.32	0.79
Dambala	21	1.84	0.2	38.74	0.08	0.4	33.69	19.82	68.24	31.38	1.2	0.44
Coconuts nuts	390	3.67	39.92	-	0.05	0.11	14.86	-				

Root Crop												
Sweet potato	108	1.27	0.33	NA	0.04	0.09	14.44	22.2	28.93	21.05	0.51	0.14
Manioc	78	0.92	0.19	NA	0.07	0.2	0.1	1.95	25.31	19.08	19.78	23.73
Nelum ala/Lotus root	79	1.94	0.93	NA	0.05	0.19	26.49	26.63	37.71	26.58	3.34	0.35
Kiriala	87	3.96	0.15	1.19	0.03	0.16	20.17	2.71	30.79	41.52	0.6	0.42
Iniala	103	3.2	0.3	33.14	0.01	0.22	22.19	13.03	40.99	28.98	1.31	0.29
Leafy Vegetables												
Mukunuwanna	28	3.15	0.55	92.25	0.09	0.27	96.14	3.24	135	45.38	1.7	1.03
Gotukola	15	0.64	0.47	226	0.07	0.23	70.11	6.74	96.31	41.42	1.25	0.66
Kankun	15	0.47	0.37	1614	0.08	0.4	33.69	19.82	49.21	18.35	1.32	0.44
Kathurumurunga	70	8.01	1.35	2097	0.33	0.22	120	121	901	96.64	4.36	0.53
Nivithi	22	2.2	0.47	959	0.06	0.11	74.05	10.26	163	61.37	1.49	0.67
Thampala	32	3.55	0.72	1474	0.21	0.22	74.27	82	258	209	3.5	1.4
Sarana	20	2.42	0.21	1149	0.03	0.13	58.54	9.89	59.57	42.93	0.13	0.75
Kohila leaves	33	4.1	0.83	300	0.02	0.17	56.76	5.56	19.5	20.32	0.25	0.3
Onion leaves	27	2.01	0.26	NA	0.04	0.18	56.8	23.38	35.21	74.95	3.15	0.77
Cabbage leaves	30	3.63	0.27	8.66	0.05	0.24	63.46	40.76	170	18.47	2.67	0.35
Salad leaves	19	1.05	0.24	NA	0.1	0.06	37.48	11.64	58.23	36.89	2.07	0.27
Cauliflower	23	2.09	0.48	0.14	0.06	0.11	46.67	50.17	22.44	18.52	0.76	0.27
Jackfruit pods	25	2.14	0.34	NA	0.03	0.04	30.7	24.77	37.32	26.08	0.3	0.17
Jackfruit seeds	77	5.66	0.44	NA	0.02	0.08	58.91	15.24	40.87	50.14	0.52	0.42
Meat												
Chicken	176	23.14	9.24	6.88	0.07	0.49	10.09	-	15.06	20.18	0.75	0.64
Beef	160	23.3	7.45	2.15	0.08	0.32	1.93	-	4.8	28.54	2.41	3.31
Mutton	138	20.37	6.23	2.7	0.13	0.28	1.73	-	7.58	19.5	1.62	5.05
Pork	161	18.83	9.5	1.9	0.09	0.28	8.15	-	6.58	8.9	0.79	0.8
Fish												
Balaya	96	21.28	1.12	21.01	0.15	0.12	7.89		6.45	26.02	0.68	0.46
Seer	136	22.28	5.18	81.9	0.07	0.16	15.45		9.85	36.73	0.41	0.74

Shark	95	21.6	0.83	1.11	0.04	0.11	8.57	8.44	32.58	0.41	0.74
Paraw	87	20.02	0.7	1.49	0.02	0.16	6.77	8.17	31.68	0.67	0.41
Thalapath	91	16.04	2.88	12.03	0.1	0.13	78.22	7.64	24.89	0.71	0.67
Kelawalla	109	21.47	2.55	15.95	0.17	0.73	77.39	13.35	33.82	0.68	0.64
Haedaella	87	19.88	0.78	12.18	0.04	0.06	11.7	36.6	53	0.54	0.65
Hurulla	88	17.08	2.18	10.02	0.14	1.66	61.66	103	35.45	1.24	1.05
Karalla / Katuwalla	97	21.8	1.06	1.25	0.02	0.1	14.38	37.06	39.05	0.24	0.42
Kumbala / Angila	101	21.51	1.53	16.34	0.1	0.1	7.13	31.27	37.46	1.46	0.67
Salaya / Sudaya	100	19.5	2.39	15.41	0.18	1.39	60.87	435	42.83	1.4	2.3
Theppli / Telapiya /Korali	83	18.48	1.08	17.14	0.18	0.18	8.29	99.39	24.96	2.84	0.88
Prawns	65	14.85	0.56	1.24	0.03	0.1	15.37	37.81	30.5	0.73	1.1
Crabs	45	10	0.55	8.33	0.14	0.18	13.83	37.81	45.93	0.73	1.1
Cuttle fish	76	16.82	0.93	1.93	0.02	0.04	6.22	8.73	35.46	0.62	1.3
Linna	112	20.3	3.37	15.78	0.23	0.68	59.78				
Coppara	97	22.89	0.56	21.51	0.04	0.12	8.08	7.2	30.08	1.2	0.58
Ray (Maduwa)	97	23.98	0.68	7.55	0.02	0.21	25.59	9.16	24.61	0.74	0.44

Dried Fish

Dried sprats	259	51.16	5.92	12.83	0.25	0.62	438	1178	162	3.06	4.2
Dried keeramin	311	49.6	12.42	12.92	0.13	2.41	144	555	166	2.58	3.19
Dried thalapath	289	54.68	8.04	9.38	0.04	0.43	97.8	62.75	110	1.96	1.45
Dried katta	275	50.04	8.31	2.48	0.03	0.35	80.4	86.55	92.17	1.47	1.16
Dried balaya	282	63.79	3.37	14.32	0.12	1.98	213	83.48	83.45	3.6	1.44
Dried shark / keelan	267	55.03	5.25	10.31	0.04	0.32	187	42.24	92.94	1.48	0.66

Eggs

Hen eggs (Country)	170	13.14	13	208	0.08	0.18	54.6	50.14	11.04	1.64	1.12
Hen eggs (Table)	135	13.55	9.03	200	0.19	0.19	49.46	63.3	12	2.39	1.73
Quail eggs	153	12.39	11.46	153	0.11	0.17	54.86	60.67	11.21	2.55	1.51

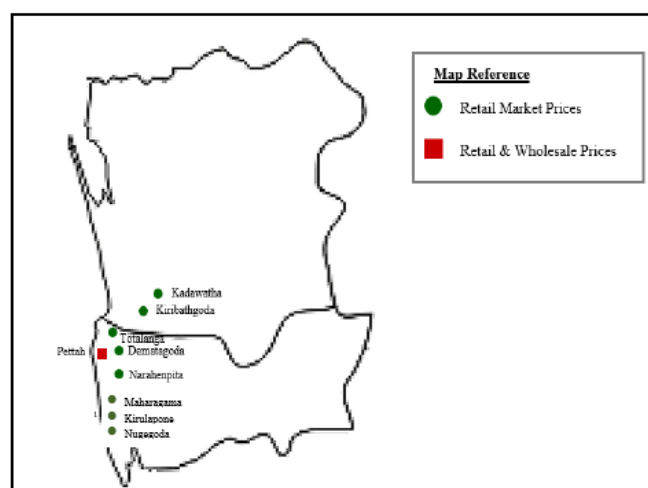
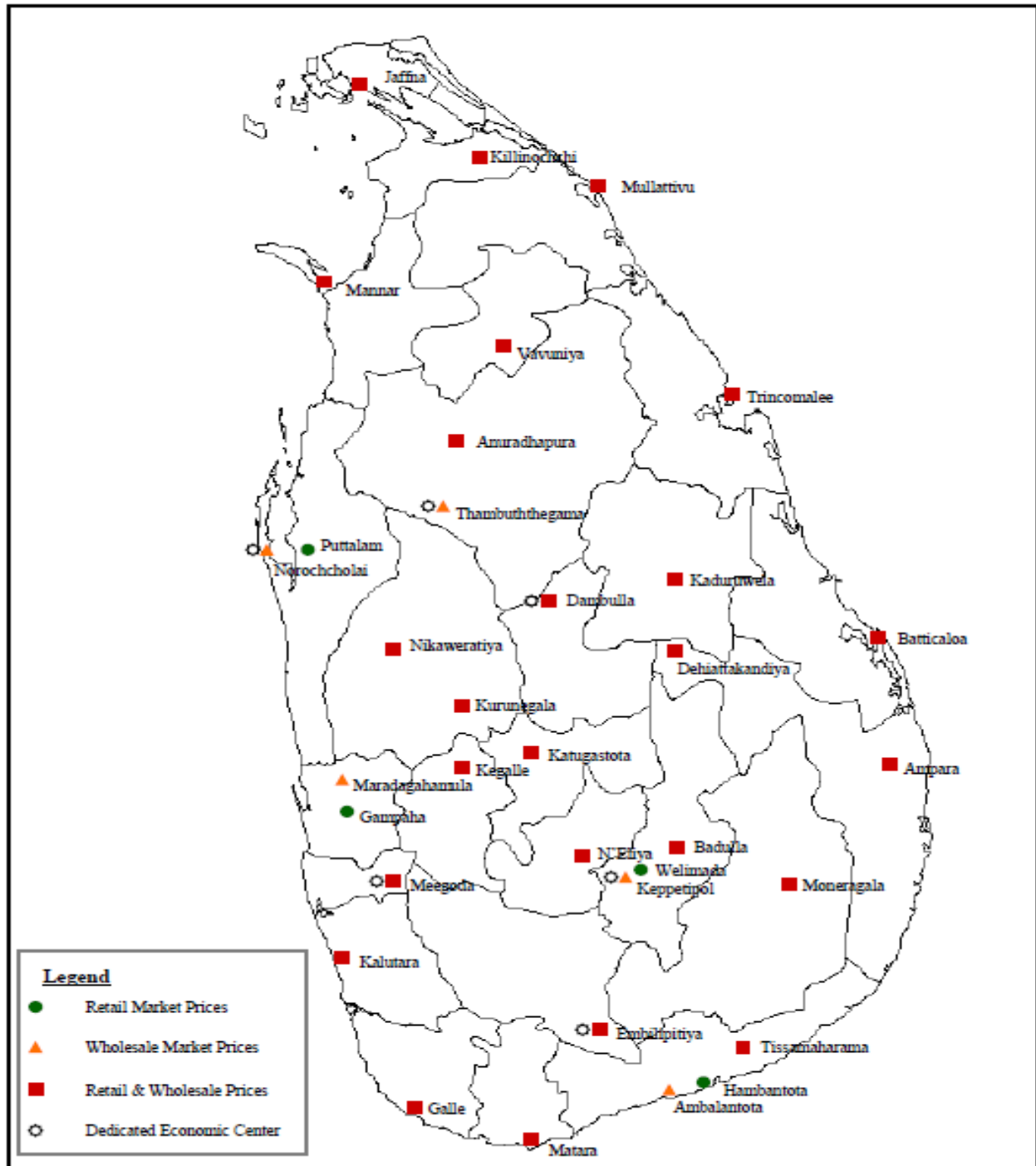
Fruits

Banana Embul	109	1.11	1.09	9.68	0.05	0.64	32.98	13.61	9.39	25.67	0.51	0.23
Anamaalu	102	1.04	0.72	16.4	0.04	0.65	21.07	3.66	8.06	27.02	0.51	0.23

Koli kuttu	107	1.38	0.34	8.8	0.03	0.47	18.12	7.71	8.56	38	0.32	0.14
Pineapple	37	0.41	0.17	5.76	0.04	0.12	17.86	39.36	10.37	10.71	0.3	0.09
Papaya	26	0.42	0.16	171	0.11	0.04	54.85	48.62	16.77	8.9	0.23	0.08
Mangoes (Karthakolomban)	79	0.8	0.92	259	0.01	0.1	35.52	17.74	3.12	6.72	0.1	0.08
Mangoes (Vilad)	44	0.76	0.58	146	0.05	0.26	67.6	29.97	16.93	14.79	0.65	0.19
Apple	62	0.29	0.64	0.36	0.02	0.08	3.43	2.9	3.12	6.72	0.1	0.08
Avacado	144	2.95	13.86	2	0.08	0.18	67.17	9.36	28.48	48.14	0.81	0.75
Wood apple	78	3.09	3.62	0.46	0.01	0.14	6.07	13.58	59.15	25.16	0.45	0.32
Orange	46	1.07	0.37	23.44	0.01	0.28	14.46	20.19	31.18	20.36	0.81	0.35
Guava	39	1.53	0.38	19.67	0.01	0.11	25.24	30.88	6.59	12.02	0.53	0.33
Grapes	49	0.95	10.69	3.22	0.04	0.1	7.07	20.51	7.27	6.86	0.28	0.07
Melon	19	0.65	0.16	130	0.02	0.11	6	8.24	4.05	9.76	0.15	0.1

Source: Sri Lanka Food Composition Tables, Ministry of Health - 2021.

Price Collecting Areas





HARTI



Ministry of Agriculture

**Food Systems and Market Research Division & Data Management Division
Hector Kobbekaduwa Agrarian Research and Training Institute**

No. 114, Wijerama Mawatha, Colombo 07.

Phone: 011-2696981 Fax: 011-2682283

E-mail: mfpaharti@yahoo.com

Web: www.harti.gov.lk

www.mobilink.lk

**දෛනික චිළචිචි තොග මිල,
ජංගම දුරකථනයෙන්**

හෙක්ටර් කොච්චිකඩුව ගොවි කරියතු පර්යේෂණ
හා පුහුණුධර්මේ ආයතනය අනුමුතයෙන්

**මොබිටෙල්
ජංගම
මිල දර්ශනය**

ජාතික ජංගම දුරකථන ජාලයෙන්

6666
අමතන්න.

මොබිටෙල් අද මිල - අත දහ
මොබිටෙල් ජංගම දුරකථන ජාලයෙන්
චිළචිචි තොග මිල දර්ශනය.

විකාසයාට රු.2/-
විකාසයාට රු.2/-